



# Eno Brief:

## Transportation at the Ballot Box 2018

Alexander Laska and Robert Puentes

January 2019

The midterm elections in November 2018 held major political ramifications for the United States given the high-profile Congressional, gubernatorial, statehouse, and mayoral choices American voters considered. But before and during Election Day, voters also played a critical role in shaping communities from coast-to-coast by casting their votes on investments and other decisions about transportation.

Voters in 34 states approved over \$40 billion for transportation this year, about 58 percent of what was considered. Every region of the country considered at least one measure, though most were in the West and Midwest. Florida voters approved the most new funding for transportation, in particular in Broward and Hillsborough Counties.

The vast majority of funding approved by voters this year was passed in multimodal measures, meaning the funding will be available to many different modes of transportation. And while far more measures were considered—and approved—for road improvements, the transit-specific measures that passed will provide for more new funding in dollars than the road-specific measures. Similarly, though most of the approved measures will raise money for transportation through bonds and property tax increases, the sales tax measures that passed will raise far more money.

### Background

Over the past 15 years, voters across the country regularly endorsed a large share of the ballot measures for transportation projects. These measures have become increasingly common over the past decade, and in most years the approval rate hovers around 70 percent.<sup>1</sup> In the notable 2016 election, voters considered nearly \$250 billion in new revenues for transportation projects.<sup>2</sup>

---

<sup>1</sup> See, e.g., the works cited in Rebecca Lewis, Tyce Herrman, and Matthew Bean, “Sustainable Transportation at the Ballot Box,” University of Oregon Sustainable Cities Initiative, 2017.

<sup>2</sup> Bart Jansen, “States, Counties, Cities Vote on \$250 billion in Transportation Initiatives,” *USA Today*, November 7, 2016.

Ballot measures help support a wide variety of transportation investments, including roads and bridges, public transit, non-motorized projects for bicycles and pedestrians, and even air and seaports. They are supported by a wide variety of funding and finance options, especially sales and property taxes.

In the United States, ballot measures take the form of initiatives or referendums. They can be citizen-referred and placed on the ballot through the collection of voter signatures, for example. They can also be referred to voters by legislatures to address a discrete question or spending proposal, or else be part of state rules that require constituent approval for certain tax increases. All states allow for legislative referendums, but only twenty-four provide for citizen referendums.<sup>3</sup>

Particularly in this time of partisan rancor and federal legislative gridlock, local initiatives and referendums hold great potential for pragmatic leaders and citizens interested in taking action on transportation. Ballot measures for transportation are especially important today because the Trump Administration places a heavy emphasis on states and localities increasing local matching dollars to compete for limited federal resources to fund current or future projects.<sup>4</sup> Places without the legislative or fiscal ability to use ballot measures may find themselves at a competitive disadvantage in attracting federal transportation dollars.<sup>5</sup>

For these reasons, Eno has tracked, catalogued, and analyzed the measures that appeared before voters in 2018. The complete listing of 2018 transportation measures follows this brief.

## Findings

Voters considered 512 transportation measures this year, including 314 on Election Day. Just over two-thirds of states (34) had some form of a transportation measure, the vast majority of which were on the local and county level but there were also 13 statewide measures and five regional ones. They are most prevalent in the West and Midwest, with a smaller share in the South and only a handful in the Northeast.

It is important to note that, in terms of the overall count, about two-thirds of transportation-related measures were in just two places: Michigan and Ohio. These states require certain tax questions to go before voters, therefore routine property tax measures to generate revenue for local street maintenance are numerous in Michigan in August and in Ohio in November.<sup>6</sup> These are usually quite small and

---

<sup>3</sup> Wendy Underhill, "Initiative, Referendum, and Recall," National Conference of State Legislatures, 2012.

<sup>4</sup> Patrick Sisson, "Trump's Infrastructure Plan: Small Federal Investment, More State and Local Control," *Curbed*, February 12, 2018.

<sup>5</sup> Transportation for America, "A Vital Tool in the Transportation-Funding Toolbox," July 23, 2018.

<sup>6</sup> See, e.g., "Michigan Assessors Manual," State Tax Commission, 2018.

overwhelmingly popular. Michigan voters approved 92 percent of this year’s local road questions, with an average of \$379,557 annually; Ohio voters approved 86 percent of their local road questions, with an average of \$155,965 annually.<sup>7</sup> For this analysis, the local road questions in those states are kept separate.

Despite the number of local road measures in Michigan and Ohio, their national footprint is relatively small. As shown in Table 1, those represent only one percent of the total amount of possible funding considered (and just over one percent of what was approved) in 2018.

**Table 1: Total Amount of Transportation Measures and Dollar Amounts Considered by Voters, 2018**

	Total	Pass	Fail	Amount considered	Amount approved
<b>Election Day</b>	140	100	40	\$57,111,565,880	\$33,352,979,453
<b>Not on Election Day</b>	45	42	3	\$13,538,801,458	\$7,541,901,458
<b>Total for 2018</b>	185	142	43	\$70,650,367,338	\$40,894,880,911
<b>Michigan and Ohio local roads</b>	327	292	35	\$767,012,703*	\$505,611,112*
<b>Total for 2018 including Michigan and Ohio local roads</b>	512	434	78	\$71,417,380,041*	\$41,400,492,023*

*\*For many of the local road millages, the amount of money that would be raised—annually or over the course of the increase—was not available. We only included dollar amounts of ballot measures for which the amount raised is known. The actual numbers are thus higher than what is displayed here.*

Excluding these local road measures, voters considered \$70.65 billion in transportation funding in 2018 and approved about 58 percent of that total, though 77 percent of the ballot measures passed (the average ballot measure that failed was worth more money than the average measure that passed). These measures will raise an average of \$287.99 million for transportation, though they vary considerably. Of the 10 largest ballot measures by dollar amount, five of them passed. The biggest, a one percent sales tax increase in Broward County to fund various transportation improvements, will itself bring in over \$15 billion.

<sup>7</sup> For many of these small local road measures, we were unable to determine how much money would be raised over the life of the millage. These averages are based on the dollar amounts we were able to find and are thus not exact.

On Election Day specifically, voters passed 100 of the 140 transportation measures, a 71 percent success rate. However, the approved measures only account for 58 percent of the money considered. The approved measures bring in an average of \$333.53 million for transportation, and the rejected measures averaged \$593.96 million. The largest rejected measure was a \$15.3 billion plan in Colorado to raise the gas tax and issue bonds for roads and other transportation projects.

Prior to November, voters considered \$13 billion in transportation funding and approved a little over half of that total, although only three measures failed. The primary reason is Davidson County, TN's rejection of a \$5.3 billion measure for public transit in and around Nashville last May.<sup>8</sup> An average of \$184 million per measure was approved prior to Election Day, including several major multi-year packages such as a \$4.5 billion traffic relief measure in the San Francisco Bay Area and nearly \$1 billion for a range of transportation projects in Kansas City, MO.

### *Mode*

A vast number of the transportation ballot measures were for local roads. However, for non-road specific measures, understanding the precise mode for each measure is not always straightforward. Some, such as San Mateo County, CA's \$2.4 billion Measure W, are clearly multimodal as the funding is allocated across a range of rail, transit, road, and pedestrian projects.<sup>9</sup> Others are predominantly for road projects but also include bike/pedestrian elements to a much smaller degree.

For the purposes of our analysis, we catalogued each ballot measure based on the *primary* mode of transportation identified in the measure's language—in other words, which mode would receive the most funding as a result of the measure passing or which mode was otherwise at issue if money wasn't being considered. Many funding measures identified other modes that would also benefit, but at a lower, and oftentimes unspecified, level. A measure was categorized as "multimodal" if the measure made it clear many modes would receive funding or if it was impossible to tell based on the measure's language which modes would receive the bulk of the money.

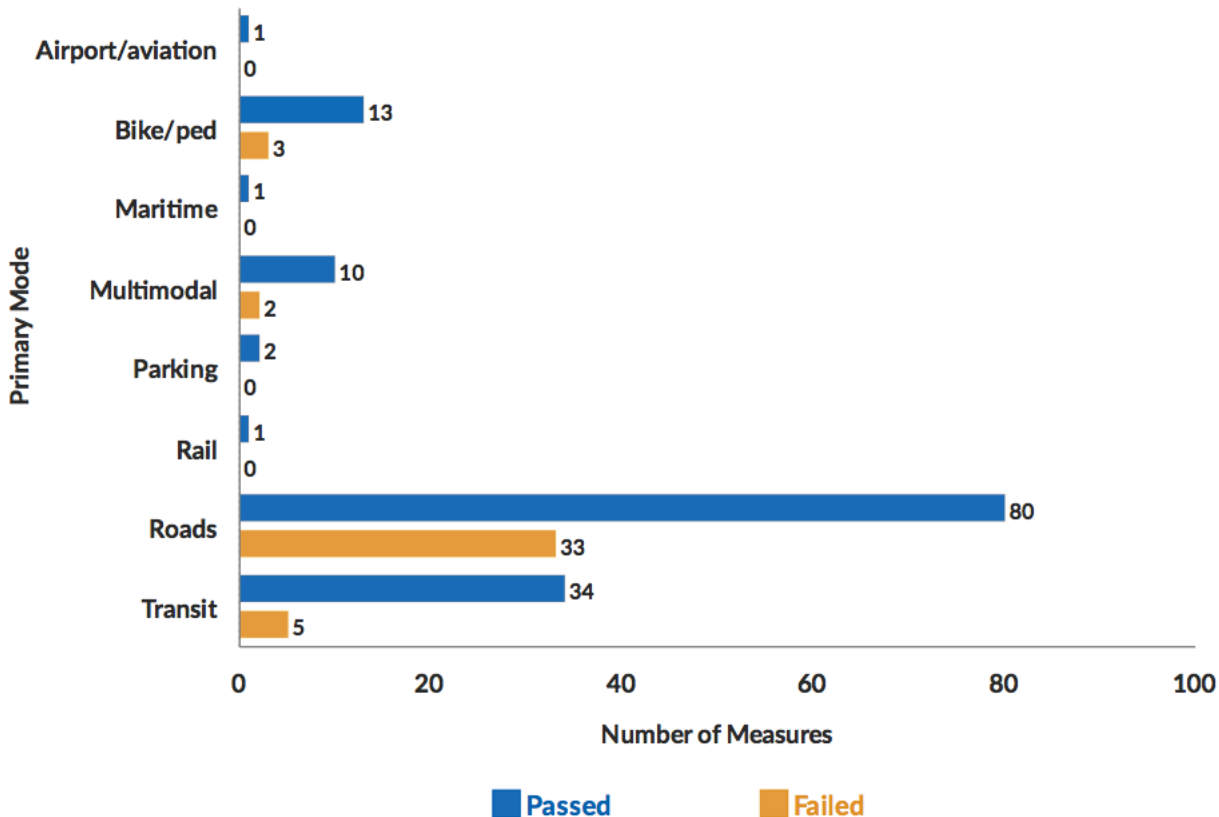
Voters approved far more ballot measures to raise money primarily for roads than for any other mode, passing 80 of the 113 ballot measures to raise money for roads – a 71 percent success rating. Again, this does not include the hundreds of local road millage renewals in Michigan and Ohio.

---

<sup>8</sup> Jeff Davis, "What Did Transit Advocates Get Wrong In Nashville?," *Eno Transportation Weekly*, May 8, 2018.

<sup>9</sup> San Mateo County, Impartial Analysis of Measure M, undated. Available: <https://www.smcacre.org/november-6-2018-election-information>

Figure 1: Ballot Measures Approved by Mode, 2018

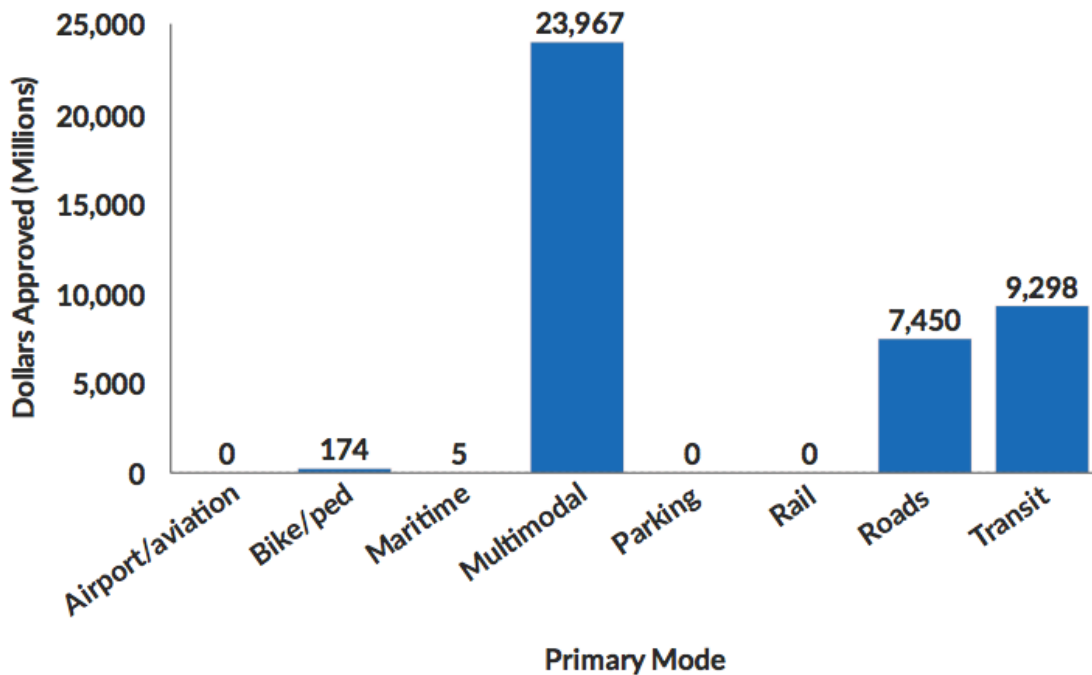


*\*Does not include Michigan and Ohio local road millages.*

While there were more road measures on the ballot this year than any other mode, transit projects enjoyed a higher 87 percent success rate. Multimodal measures had an 83 percent success rate, while bike/pedestrian measures had an 81 percent success rate.

Additionally, while more measures were approved for road funding than for any other mode, looking at the actual dollar amounts approved tells a different story. Voters approved far more money for multimodal and transit projects than for roads—for the simple reason that the average amount of money at stake in the multimodal and transit measures was far greater than the average in road measures. Again, the “multimodal” measures will also result in more money for transit, roads, and other modes, but at the time of this analysis it was unclear how much money will go to each.

Figure 2: Total Funding Approved by Mode, 2018 (Millions)



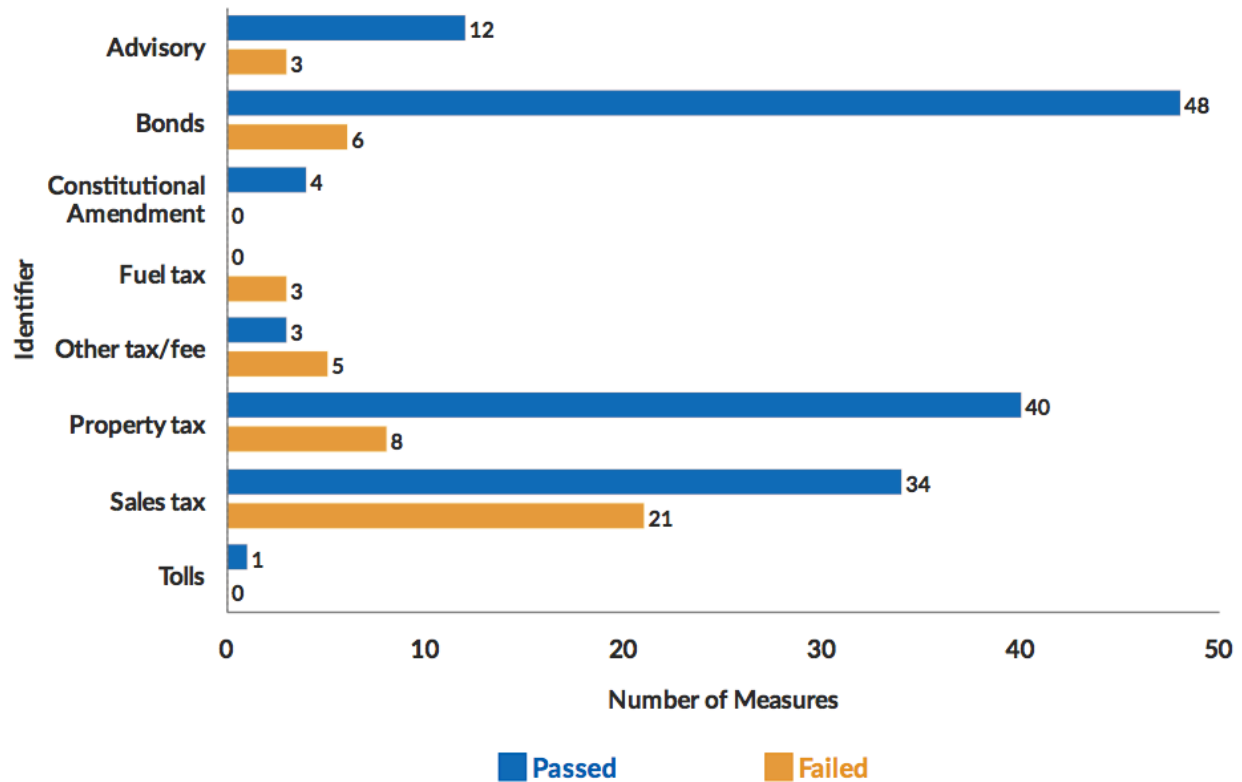
*\*Does not include Michigan and Ohio local road millages.*

For airports/aviation, parking, and rail, there was no money considered for any of those modes. For example, Florida voters approved a constitutional amendment that removed an archaic provision requiring that high-speed rail be built in the state. Voters in Barrington, IL voted to provide preferential parking for residents at Metra stations.

### *Identifier*

Ballot measures raise revenue for transportation measures in a wide variety of ways. The most common in 2018 were sales taxes (55 measures), bonds (54), and property taxes (48). (Considering bonds as “revenue” is, of course, dubious as the debt must be paid back from a variety of other sources such as property taxes. This analysis includes it here since that is the way it is presented to voters.) Bonds were the most popular at the ballot box, enjoying an 89 percent success rate. Eighty-three percent of property tax increases were passed, and sales taxes enjoyed a lower success rate of 62 percent.

**Figure 3. Ballot Measures Approved by Identifier, 2018**

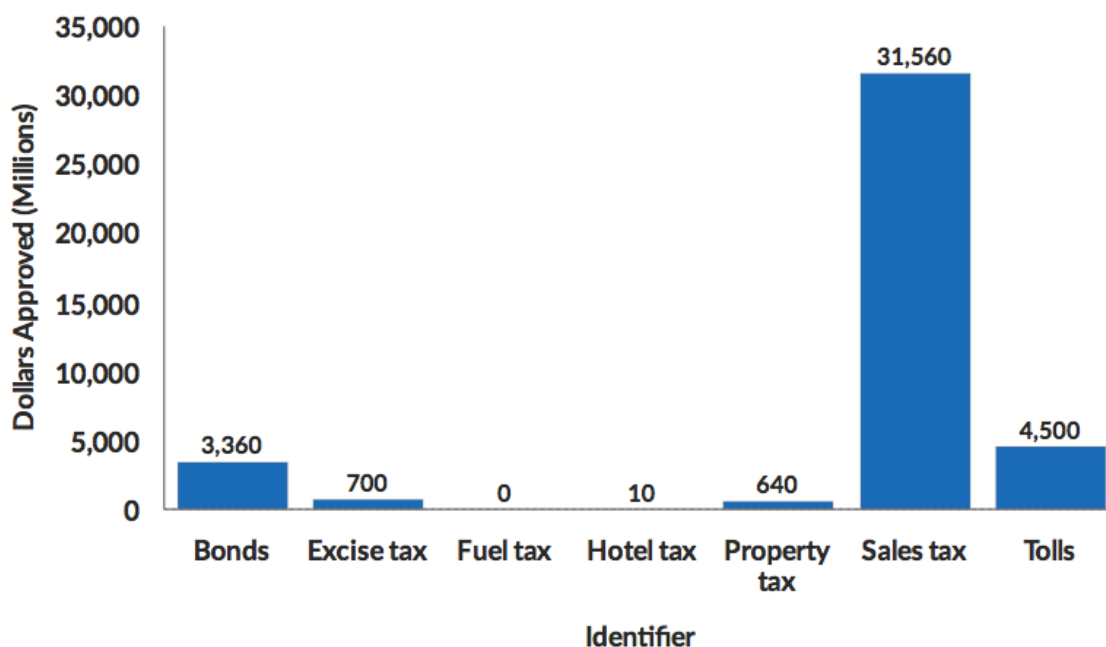


*\*Does not include Michigan and Ohio local road millages, which are property tax assessments.*

That said, voters approved far more money for transportation through sales tax increases (\$31.7 billion) than through bonds (\$3.36 billion) or property tax increases (\$640 million). This is thanks in large part to the penny sales tax increases passed in Broward County and Hillsborough County, FL.

Transportation-specific user fees like tolls and vehicle registration fees were scarce, with only one measure for each of those sources. In June, a nine-county region in California’s Bay area voted to use tolling to raise \$4.5 billion for traffic improvements. Voters in Ada County, ID rejected a measure to raise vehicle registration fees to fund road improvements.

**Figure 4: Total Funding Approved by Identifier, 2018 (Millions)**



*\*Does not include Michigan and Ohio local road millages, which are property tax assessments.*

Fuel taxes were also uncommon on the ballot, and all three were rejected by voters, including statewide measures to raise the state gasoline tax in Missouri and Colorado. California voted against repealing the 2017 gas tax increase. Voters in DuPage County, Illinois voted to oppose the state’s decision to create a Vehicle Mileage Travelled (VMT) charge. Voters also considered other mechanisms for transportation revenue like hotel taxes in Sausalito and Del Norte, CA, both of which passed. Washington State voters rejected a carbon tax, and Michigan passed a recreational marijuana bill that will provide \$700 million over 20 years for road improvements.

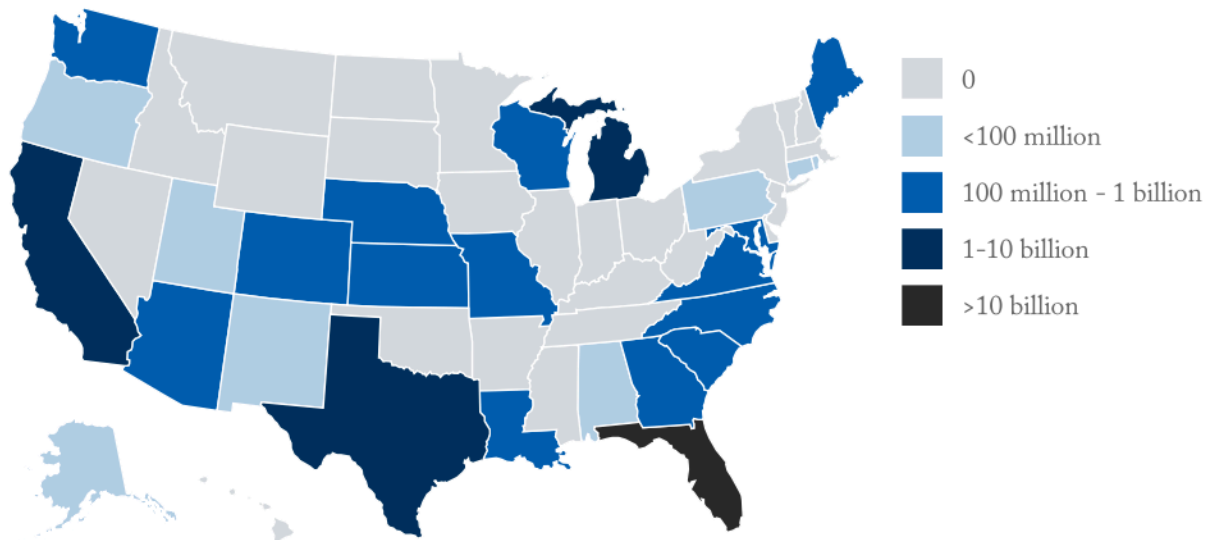
Not included in the above graph are the handful of measures for which money was not involved, or which were purely advisory as officials judge the appetite of the electorate for potential tax increases in the future. These included a transportation-focused land use plan update in Buckeye, AZ, and a request that voters allow an airstrip to be built in Leighton Township, MI. (Both passed.) California, Connecticut and Louisiana passed transportation lockbox measures, Utah voters advised the legislature not to raise the gasoline tax, and voters in Barrington, IL, voted to provide preferential parking for residents at Metra stations.



## State

Thirty-four states had at least one transportation ballot measure this year. Looking at the map of where voters supported raising money for transportation shows no real pattern, with voters in just about every region approving transportation ballot measures. One exception is the north-central United States, where no funding was approved: there was only one measure each in North Dakota and Idaho – both sales tax increases that failed – and none in South Dakota, Montana, or Idaho. The Northeast, where voter initiatives are not as commonplace as they have historically been out West, also did not see many transportation ballot measures this year.

**Figure 5: Map of Funding Approved by State, 2018**



*\*Does not include Michigan and Ohio local road millages.*

It is important to note that of the \$40.89 billion approved for transportation this year, only \$811 million of it was approved in statewide measures. Maine voters approved \$106 million in bonds for transportation improvements; Rhode Island voters approved \$5 million in bonds for its State Bikeway Development Program; and Michigan will contribute \$700 million of its marijuana excise tax revenue to road improvements. All of the rest was approved at the regional, county, or municipal level. Looking at state-level data can help show the geographic dispersal of voter-approved transportation funding but should not be taken to mean everyone in those states will see the benefits of those investments equally.

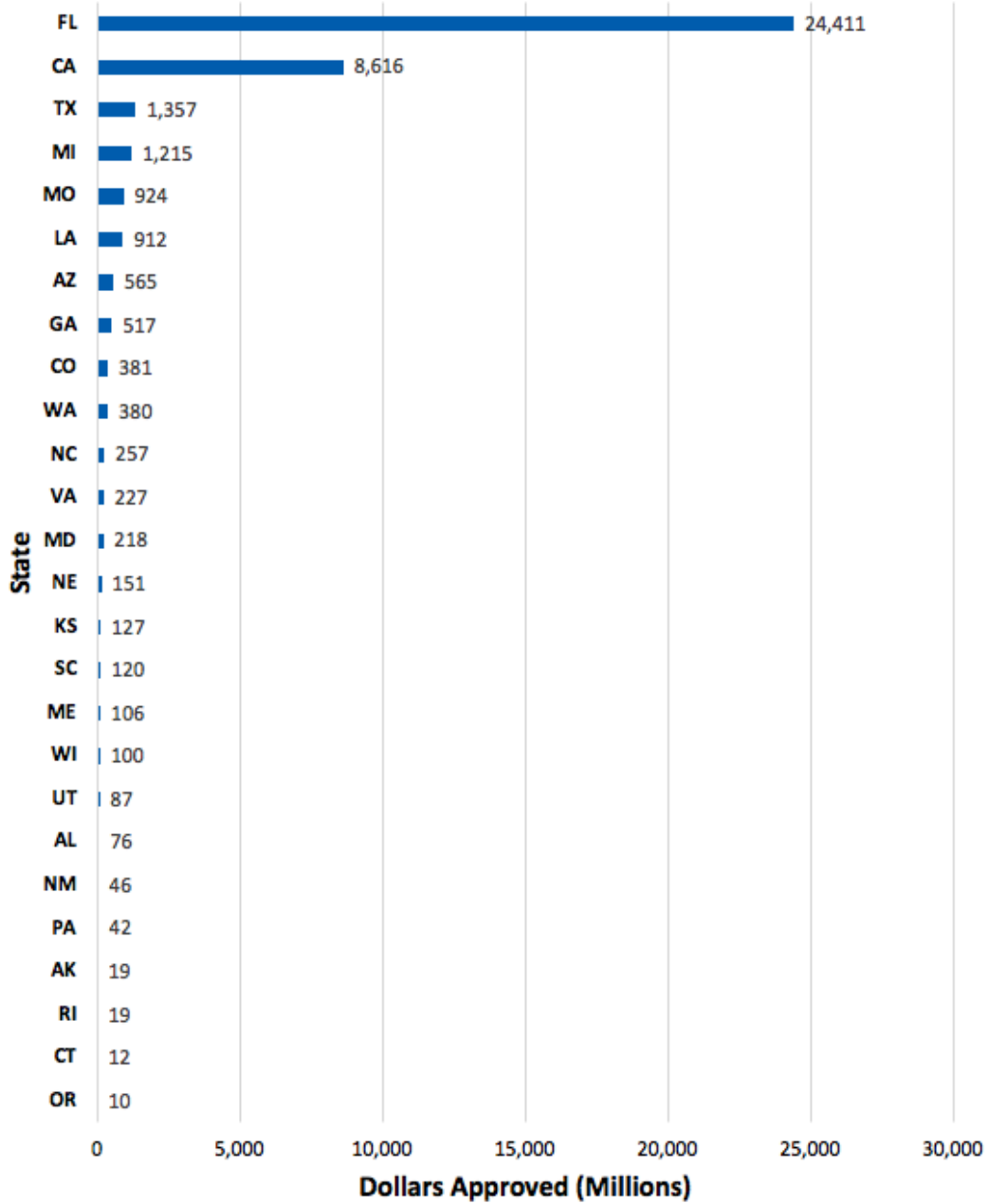
Voters in Florida approved far more funding for transportation than voters in every other state *combined*. The vast majority of the \$24.411 billion approved by Florida voters came in the form of two penny sales tax increases passed in Broward County (\$15.63 billion) and Hillsborough County (\$8.28 billion). Together, those account for about 98 percent of transportation funding approved by Florida voters this year.

California came in a distant second place, with just over \$8.6 billion approved for transportation. The largest chunk of this was passed not on Election Day, but in June, when a nine-county region in the Bay Area approved Measure 3 to raise \$4.5 billion in tolls for traffic relief and public transit. San Mateo County's Measure W also scraped by with a win (receiving 67 percent approval, just above the two-thirds threshold), which will raise the sales tax to invest \$2.4 billion in general transportation improvements.

California voters also rejected Prop 6, which would have repealed last year's fuel tax increases. While we did not include a dollar amount associated with this initiative because voters were asked whether to eliminate an *existing* revenue stream, studies have found repeal would have cost the state [\\$100 billion](#) over 20 years, far more than any of the other measures considered.

These numbers also do not include the 327 local road millages that went before voters in Michigan and Ohio; while most of these millages passed, they raise relatively small amounts of money and would not change the total state-wide numbers much (though including them would put Ohio on the map).

**Figure 6: Total Funding Approved by State, 2018 (Millions)**



*\*Does not include Michigan and Ohio local road millages.*

## Database Methodology and Caveats

The transportation-related measures were identified from thousands of state and local ballot measures voters considered this year. It is usually not difficult to identify those that are specific to transportation, however different communities describe these investments differently.

Localities in California, for example, put forth numerous measures designed to fund a general set of local facilities and services. These include transportation elements like streets and sidewalk maintenance but also fire and police services and other local priorities. Sometimes details are available as to the funding breakdowns for those measures that include sectors beyond transportation—like San Jose’s Measure T. In those instances only the transportation-related revenue is included in this analysis.

If transportation was not identified as a significant or predominant focus of the measure, it was not included in the database. Also not included are measures to elect local officials to posts such as Road Commissioner or similar, nor are measures to raise revenue or decide issues related to school transportation.

It is occasionally difficult to determine the total amount of funding voters approved because some measures are ongoing, or continuing in perpetuity. In those cases, the annual amount raised is multiplied by 20 years to determine a “total.” As noted, reporting on measures that issue debt in the form of bonds and combining that with measures that rely in a sales tax, for example, may be suspect. Those measures are included here, however, because that is how they are presented to voters and the “revenue” must be repaid through some other source. It is the voters’ sentiment to make such investments that we endeavored to capture.

In identifying relevant measures, we relied principally on information gathered directly from state and local boards of elections, officials, local and regional media, and specialty websites like Ballotpedia. The media report on large measures and there is usually considerable information about each. Small, local, and routine measures are difficult to uncover and even more challenging to determine their details such as length and amount raised.

Eno’s ballot measure database will be updated should we learn about any additional measures not included here. To contribute measures, please email [publicaffairs@enotrans.org](mailto:publicaffairs@enotrans.org).

**The Eno Center for Transportation does not endorse or oppose any of the measures in this document. The information is provided for research purposes only.**

## Transportation at the Ballot Box: 2018



Month	Region	State	Place	Geography	Title	Identifier	Summary	Primary mode	Secondary mode	Amount (Total)	Amount (Annual)	Result
March	W	CA	El Dorado County	County	Measure B	Property tax	Road maintenance	Roads		\$200,000	\$10,000	PASS
March	W	CA	El Dorado County	County	Measure C	Property tax	Road maintenance	Roads		\$200,000	\$10,000	PASS
April	W	AK	Anchorage	Local	Proposition 4	Bonds	General transportation repair and investments	Roads		\$17,825,000	\$891,250	PASS
April	W	AK	Anchorage	Local	Proposition 8	Bonds	Upgrading transit facilities	Transit		\$1,188,000	\$594,000	PASS
April	MW	MO	Kansas City	Local	Question 1	Sales tax	General transportation investments	Roads		\$924,000,000	\$46,200,000	PASS
May	S	GA	Region - Middle Georgia	Regional	T-SPLOST	Sales tax	General transportation investments	Roads		\$637,000,000	\$63,700,000	FAIL
May	S	GA	Region - South Georgia	Regional	T-SPLOST	Sales tax	General transportation investments	Roads		\$500,000,000	\$50,000,000	PASS
May	MW	NE	Omaha	Local	Question 5	Bonds	General transportation investments	Roads		\$151,300,000	\$37,825,000	PASS
May	S	TN	Davidson County	County	Transit Improvement Program Referendum	Sales tax, hotel tax, business and excise tax, car rental tax	Transit expansion	Transit		\$5,354,000,000	\$3,569,333,333	FAIL
May	S	TX	Arlington	Local	Proposition A	Sales tax	Street repair and maintenance	Roads	Bike/Ped	\$137,835,000	\$17,229,375	PASS
June	S	AL	Franklin County	County	Transportation Rehabilitation and Improvement Program	Sales tax	General transportation repair and investments	Roads		\$1,000,000	\$500,000	PASS
June	W	CA	9 county region	Regional	Measure 3: Traffic Relief Plan	Tolls	Relieving traffic and enhancing public transit in bridge corridors	Multimodal		\$4,500,000,000	\$750,000,000	PASS
June	W	CA	STATEWIDE	Statewide	Proposition 69: Transportation Taxes and Fees Lockbox and Appropriations Limit Exemption Amendment	Constitutional amendment	Transportation lockbox	Multimodal		n/a	n/a	PASS

Transportation at the Ballot Box: 2018



Month	Region	State	Place	Geography	Title	Identifier	Summary	Primary mode	Secondary mode	Amount (Total)	Amount (Annual)	Result
Aug	W	AZ	Buckeye	Local	Proposition 410: Imagine Buckeye 2040	Advisory	General Plan Update	Multimodal		n/a	n/a	PASS
Aug	MW	MI	Addison	Local	Transit renewal	Property tax	Dial-a-ride services	Transit		\$423,230	\$84,646	PASS
Aug	MW	MI	Bedford	Local	Transit renewal	Property tax	Dial-a-ride services	Transit				PASS
Aug	MW	MI	Bennington	Local	Public Transportation	Property tax	General public transit services	Transit		\$164,410	\$32,882	PASS
Aug	MW	MI	Bloomfield	Local	Safety path millage renewal	Property tax	Pedestrian rights-of-way	Bike/ped		\$9,250,000	\$1,850,000	PASS
Aug	MW	MI	Burtchville	Local	Bus Millage	Property tax	Twp. Bus Transportation	Transit		\$121,472	\$60,736	PASS
Aug	MW	MI	Caledonia	Local	Public Transportation	Property tax	General public transit services	Transit		\$151,870	\$30,374	PASS
Aug	MW	MI	Corunna	Local	Public Transit Millage	Property tax	General public transit services	Transit		\$75,828	\$18,957	PASS
Aug	MW	MI	Crawford County	County	Crawford County Transportation Authority Millage Proposal	Property tax	Purchase buses	Transit		\$399,660	\$133,220	PASS
Aug	MW	MI	Durand	Local	Public Transportation	Property tax	Subsidizing public transportation	Transit		\$37,425	\$12,745	PASS
Aug	MW	MI	Garden City	Local	Garden City Roads Vote	Bond		Roads		\$15,000,000	\$3,000,000	PASS
Aug	MW	MI	Genesee County	County	Mass Transportation Authority millage	Property tax	General public transit services	Transit		\$16,500,000	\$3,300,000	PASS
Aug	MW	MI	Independence	Local	Safety path millage renewal	Property tax	Pedestrian rights-of-way	Bike/ped		\$6,842,120	\$684,212	PASS
Aug	MW	MI	Lake County	County	Transit renewal	Property tax	Dial-a-ride services	Transit		\$1,087,820	\$217,564	PASS
Aug	MW	MI	Leighton	Local	Leighton Twp. airstrip development ballot question:	Advisory		Airport		n/a	n/a	PASS
Aug	MW	MI	Macomb County	County	Macomb County Transportation Authority Millage	Property tax	Support to the Suburban Mobility Authority for Regional Transportation	Transit		\$108,322,324	\$27,080,581	PASS

## Transportation at the Ballot Box: 2018



Month	Region	State	Place	Geography	Title	Identifier	Summary	Primary mode	Secondary mode	Amount (Total)	Amount (Annual)	Result
Aug	MW	MI	Marshall	Local	Road Improvements Bond Proposal	Bonds	Road maintenance	Roads		\$5,900,000	\$393,333	FAIL
Aug	MW	MI	Niles	Local	Transit renewal	Property tax	Dial-a-ride services	Transit		\$186,424	\$93,212	PASS
Aug	MW	MI	Oakland County	County	Oakland County Transportation Authority Millage	Property tax	Support to the Suburban Mobility Authority for Regional Transportation	Transit		\$124,000,000	\$31,000,000	PASS
Aug	MW	MI	Ogemaw County	County	Public Transit Millage Renewal	Property tax	Dial-a-ride services	Transit		\$1,278,545	\$255,709	PASS
Aug	MW	MI	Orion	Local	Safety path millage renewal	Property tax	Pedestrian rights-of-way	Bike/ped		\$3,840,590	\$384,059	PASS
Aug	MW	MI	Orion	Local	Transit renewal	Property tax	Dial-a-ride services	Transit		\$8,374,605	\$1,674,921	PASS
Aug	MW	MI	Owosso	Local	Public Transportation	Property tax	General public transit services	Transit		\$408,190	\$81,638	PASS
Aug	MW	MI	Oxford	Local	Transit renewal	Property tax	Dial-a-ride services	Transit		\$1,038,450	\$207,690	PASS
Aug	MW	MI	Pere Marquette	Local	Public Transportation Service Millage Renewal	Property tax	General public transit services	Transit		\$936,000	\$234,000	PASS
Aug	MW	MI	Presque Isle County	County	Public Transit Millage Renewal	Property tax	Dial-a-ride services	Transit		\$835,295	\$167,059	PASS
Aug	MW	MI	St. Joseph County	County	Bus Millage	Property tax	General public transit services	Transit		\$2,622,728	\$655,682	PASS
Aug	MW	MI	St. Joseph County	County	St. Joseph County Transportation Authority millage	Property tax	Dial-a-ride services	Transit		\$2,600,000	\$650,000	PASS
Aug	MW	MI	Washtenaw County	County	Public Transportation millage	Property tax	General public transit services	Transit		\$19,396,264	\$4,849,066	PASS
Aug	MW	MI	Wayne County	County	Wayne County Transportation Authority Millage	Property tax	Support to the Suburban Mobility Authority for Regional Transportation	Transit		\$67,360,208	\$16,840,052	PASS
Aug	W	NM	Valencia County	County	Road Bonds Question	Bonds	Repair roads and interchanges	Roads		\$5,100,000	\$1,020,000	PASS

## Transportation at the Ballot Box: 2018



Month	Region	State	Place	Geography	Title	Identifier	Summary	Primary mode	Secondary mode	Amount (Total)	Amount (Annual)	Result
Nov	S	AL	Franklin County	County	Local Amendment No. 1	Sales tax	Road and bridge improvements	Roads		\$15,000,000	\$500,000	PASS
Nov	S	AL	Marengo County	County	Amendment 1	Advisory	To allow operation of golf carts on public roads	Roads		n/a	n/a	PASS
Nov	S	AL	Mobile County	County	Pay-As-You-Go Bonds	Bonds	Road and bridge improvements	Roads		\$60,000,000	\$4,615,384	PASS
Nov	W	AZ	Clarkdale	Local	Proposition 445	Bonds	Public road improvements	Roads		\$6,000,000	\$600,000	FAIL
Nov	W	AZ	Flagstaff	Local	Proposition 419: Connecting Our Community	Sales tax	General transportation improvements	Roads	Bike/Ped	\$266,000,000	\$12,666,666	PASS
Nov	W	AZ	Flagstaff	Local	Proposition 420: Bridging the Tracks	Sales tax	Mainly a new bridge/overpass	Roads		\$132,000,000	\$6,600,000	PASS
Nov	W	AZ	Flagstaff	Local	Proposition 421: More Buses More Often	Sales tax	General transit improvements	Transit		\$41,000,000	\$3,727,272	FAIL
Nov	W	AZ	Pima County	County	Proposition 463: Just Fix Our Roads	Bonds	Regional road reconstruction, preservation and repair	Roads		\$430,000,000	\$35,833,333	FAIL
Nov	W	AZ	Scottsdale	Local	Question 1: Transportation Project Transaction Privilege Tax	Sales tax	Transportation improvement projects	Roads		\$100,000,000	\$10,000,000	PASS
Nov	W	AZ	Tucson	Local	Proposition 407	Bonds	Bike and Pedestrian Safety and Walkability	Bike/Ped		\$67,100,000	\$7,455,555	PASS
Nov	W	AZ	Yuma	Local	Proposition 411	Sales tax	General street improvements	Roads		\$200,000,000	\$10,000,000	FAIL
Nov	W	CA	Bolinas Community	Local	Measure X	Advisory	Restrict overnight parking	Parking		n/a	n/a	PASS
Nov	W	CA	Del Norte	County	Measure C	Hotel tax	Harbor improvements	Maritime		\$5,240,000	\$262,000	PASS
Nov	W	CA	Dixon	Local	Measure N	Sales tax	Street improvements	Roads		\$14,000,000	\$1,400,000	PASS
Nov	W	CA	Eureka	Local	Measure I	Sales tax	Street improvements	Roads		\$44,000,000	\$2,200,000	FAIL



## Transportation at the Ballot Box: 2018



Month	Region	State	Place	Geography	Title	Identifier	Summary	Primary mode	Secondary mode	Amount (Total)	Amount (Annual)	Result
Nov	W	CA	Los Gatos	Local	Measure G	Sales tax	General transportation improvements	Roads		\$16,000,000	\$800,000	PASS
Nov	W	CA	Marin County	County	Measure AA Renewal	Sales tax	Transportation improvements	Multimodal		\$810,000,000	\$27,000,000	PASS
Nov	W	CA	Monterey	Local	Measure S	Sales tax	City streets, sidewalks, and ADA access	Roads	Bike/Ped	\$64,000,000	\$8,000,000	PASS
Nov	W	CA	Paso Robles	Local	Measure N	Advisory	Should Measure K funds be used just for City streets and sidewalks	Roads	Bike/Ped	\$0	\$0	PASS
Nov	W	CA	Paso Robles	Local	Measure K	Sales tax	City streets and general purposes	Roads		\$28,500,000	\$4,750,000	FAIL
Nov	W	CA	Rincon Ranch	Local	Measure RR	Property tax	General street improvements	Roads		?	?	PASS
Nov	W	CA	San Benito County	County	Measure G	Sales tax	General transportation improvements	Multimodal		\$480,000,000	\$16,000,000	PASS
Nov	W	CA	San Jose	Local	Measure T	Bonds	Repair streets and bridges	Roads		\$320,000,000	\$8,421,052	PASS
Nov	W	CA	San Mateo County	County	Measure W	Sales tax	General transportation improvements	Multimodal		\$2,400,000,000	\$80,000,000	PASS
Nov	W	CA	Santa Cruz County	County	Measure L	Advisory	Preserve non-motorized greenway	Bike/ped		n/a	n/a	PASS
Nov	W	CA	Sausalito	Local	Measure L	Hotel tax	Streets improvements for pedestrians and cyclists	Roads	Bike/Ped	\$6,000,000	\$300,000	PASS
Nov	W	CA	STATEWIDE	Statewide	Proposition 6: Voter Approval for Future Gas and Vehicle Taxes and 2017 Tax Repeal Initiative	Constitutional amendment	Repeals fuel tax increases and vehicle fees	Multimodal		n/a	n/a	FAIL
Nov	W	CO	Arvada	Local	Ballot Issue 3F	Bonds		Roads		\$125,000,000	\$25,000,000	PASS

Transportation at the Ballot Box: 2018



Month	Region	State	Place	Geography	Title	Identifier	Summary	Primary mode	Secondary mode	Amount (Total)	Amount (Annual)	Result
Nov	W	CO	Durango	Local	Ballot Question 2A	Sales tax and Property tax		Roads		\$187,500,000	\$7,500,000	FAIL
Nov	W	CO	Evans	Local		Sales tax	Street repair	Roads		\$19,600,000	\$2,800,000	FAIL
Nov	W	CO	Lakewood	Local	TABOR question	Advisory	Allow the city to override TABOR limits	Roads	Bike/Ped	\$14,255,528	\$2,036,504	PASS
Nov	W	CO	Littleton	Local	Ballot Question 7B	Property tax	Unifies with fire district and dedicates money to streets	Roads		\$62,000,000	\$3,100,000	PASS
Nov	W	CO	Pitkin	Local	Issue 2C	Sales tax	Snowplowing services	Roads		\$300,000	\$15,000	FAIL
Nov	W	CO	Pueblo West	Local	Pueblo West Metropolitan District's ballot question 6A	Sales tax		Roads		\$32,000,000	\$1,600,000	FAIL
Nov	W	CO	Roaring Fork Transportation District	Regional	Ballot Issue 7A	Property tax		Transit	Bike/Ped	\$180,000,000	\$9,000,000	PASS
Nov	W	CO	STATEWIDE	Statewide	Proposition 109: Fix Our Damn Roads	Bonds	General transportation improvements	Roads		\$3,500,000,000	\$175,000,000	FAIL
Nov	W	CO	STATEWIDE	Statewide	Proposition 110: Let's Go Colorado	Sales tax and Bond	General transportation improvements	Roads	Multimodal	\$15,334,000,000	\$766,700,000	FAIL
Nov	S	CT	Durham	Local		Bonds	Road and pavement projects	Roads		\$2,100,000	\$105,000	PASS
Nov	NE	CT	Montville	Local		Bonds	Bonding authorization for a proposed road improvement project	Roads		\$10,000,000	\$1,000,000	PASS
Nov	NE	CT	STATEWIDE	statewide	Connecticut Transportation Revenue Lockbox Amendment	Constitutional amendment	Creates Lockbox for designated Special Transportation Fund	Multimodal		n/a	n/a	PASS
Nov	S	FL	Broward County	County	Transportation Sales Surtax	Sales tax	General transportation improvements	Multimodal	Transit	\$15,629,000,000	\$257,000,000	PASS
Nov	S	FL	Collier County	County	Transportation Sales Surtax	Sales tax	General transportation improvements	Roads		\$139,000,000	\$19,857,142	PASS
Nov	S	FL	Doral	Local	Doral Bond Question	Bonds	Bicycle and pedestrain pathways	Bike/Ped		\$5,000,000	\$166,666	PASS

Transportation at the Ballot Box: 2018



Month	Region	State	Place	Geography	Title	Identifier	Summary	Primary mode	Secondary mode	Amount (Total)	Amount (Annual)	Result
Nov	S	FL	Hillsborough County	County	No. 2: Hillsborough County's All for Transportation	Sales tax	Transit and roads	Transit	Multimodal	\$8,280,000,000	\$276,000,000	PASS
Nov	S	FL	Miami Beach	Local	Referendum 5	Bonds	Street and pedestrian neighborhood improvements	Roads	Bike/Ped	\$107,000,000	\$10,700,000	PASS
Nov	S	FL	Sarasota	County	Legacy Trail Extension	Bonds	Legacy Trail Extension with enhanced safety and connections	Bike/Ped		\$65,000,000	\$3,250,000	PASS
Nov	S	FL	St. Lucie County	County	Amendment 14	Sales tax		Roads	Bike/Ped	\$186,000,000	\$18,600,000	PASS
Nov	S	FL	STATEWIDE	Statewide	Amendment 11	Constitutional amendment	Repeals provision for high-speed rail to be developed	Rail		n/a	n/a	PASS
Nov	S	GA	Baldwin County	County	T-SPLOST	Sales tax	General transportation improvements	Roads		\$35,200,000	\$7,040,000	FAIL
Nov	S	GA	Carroll County	County	T-SPLOST	Sales tax	General transportation improvements	Roads		\$82,500,000	\$16,500,000	FAIL
Nov	S	GA	Habersham County	County	T-SPLOST	Sales tax	General transportation improvements	Roads		\$35,500,000	\$7,100,000	FAIL
Nov	S	GA	Lee County	County	T-SPLOST	Sales tax	General transportation improvements	Roads		\$17,000,000	\$3,400,000	PASS
Nov	W	ID	Ada County	County		Vehicle Registration Fee	General transportation improvements	Roads	Bike/Ped	\$90,000,000	\$4,500,000	FAIL
Nov	W	ID	Fremont County	County	Idaho DOT's proposed Targhee Wildlife crossings	Advisory	Wildlife overpasses	Roads		n/a	n/a	FAIL
Nov	W	ID	Hayden	Local	Hayden City Base Budget Increase	Property tax	General transportation improvements	Roads		\$19,600,000	\$980,000	FAIL
Nov	MW	IL	Barrington	Local	Question 1	Advisory	Preferential parking spaces for residents at Metra stations	Parking		n/a	n/a	PASS

## Transportation at the Ballot Box: 2018



Month	Region	State	Place	Geography	Title	Identifier	Summary	Primary mode	Secondary mode	Amount (Total)	Amount (Annual)	Result
Nov	MW	IL	DuPage County	County		Advisory	Opposes a statewide vehicle-miles travelled fee	Roads		n/a	n/a	PASS
Nov	MW	IL	McHenry	Local		Advisory	Vote to eliminate local road district and road commissioner	Multimodal		n/a	n/a	FAIL
Nov	MW	IL	Peoria County	County	Peoria County Road Referendum	Sales tax	General transportation improvements	Roads		\$81,500,000	\$6,791,667	FAIL
Nov	MW	KS	Topeka	Local	Topeka sales tax extension	Sales tax	half-penny sales tax for road maintenance	Roads		\$126,880,000	\$12,688,000	PASS
Nov	S	LA	Iberia Parish	County		Sales tax	General street improvements	Roads		\$33,000,000	\$3,400,000	FAIL
Nov	S	LA	STATEWIDE	Statewide	Amendment 4	Constitutional amendment	Ends dedication of revenue to state police for traffic control	Multimodal		n/a	n/a	PASS
Nov	S	MD	Baltimore County	County	Question L	Bonds	Sidewalk and pedestrian improvements	Bike/Ped		\$1,000,000	\$50,000	PASS
Nov	S	MD	Baltimore County	County	Question K	Bonds	General transportation improvements	Roads		\$68,384,000	\$3,419,200	PASS
Nov	S	MD	Prince George's County	County	Question A	Bonds	General transportation improvements	Multimodal		\$148,287,000	\$7,414,350	PASS
Nov	NE	ME	STATEWIDE	Statewide	Maine Question 3	Bonds	General transportation improvements	Roads	Multimodal, maritime, aviation	\$106,000,000	\$5,300,000	PASS
Nov	NE	ME	Waterboro	Local		Advisory	To allow ATVs on local roads	Roads		n/a	n/a	PASS
Nov	MW	MI	Ashley	Local	Sidewalk Maintenance Proposition	Property tax		Bike/Ped		\$24,954	\$4,159	FAIL
Nov	MW	MI	Bay City	County	Public Transit System Millage	Property tax	General transit improvements	Transit		\$13,988,245	\$2,797,649	PASS

## Transportation at the Ballot Box: 2018



Month	Region	State	Place	Geography	Title	Identifier	Summary	Primary mode	Secondary mode	Amount (Total)	Amount (Annual)	Result
Nov	MW	MI	Blackman	Local	Twp. Road Improvements Contract	Bonds		Roads		\$18,985,000	\$1,116,764	PASS
Nov	MW	MI	Cascade Charter Twp.	Local	Construction and Maintenance of Public Pathway System	Property tax		Bike/Ped		\$5,355,000	\$535,500	PASS
Nov	MW	MI	City of Buchanan	Local	Dial-a-Ride Millage Renewal	Property tax	Dial-a-ride services	Transit		\$3,477,680	\$86,920	PASS
Nov	MW	MI	Fenton	Local	Charter Amendment Proposal No. 1	Property tax	General transportation improvements	Roads		?	?	FAIL
Nov	MW	MI	Huntington Woods	Local	Huntington Woods Rehabilitation and Improvement Bond Proposal	Bond	General transportation improvements	Roads		\$78,450,000	\$4,903,125	PASS
Nov	MW	MI	Northville	Local	Northville Street Improvements Bond Proposal	Bond		Roads		\$3,050,000	\$305,000	PASS
Nov	MW	MI	Royal Oak	Local	Sidewalk Millage	Property tax		Bike/Ped		\$9,600,000	\$1,200,000	FAIL
Nov	MW	MI	Royal Oak	Local	Public Transit System Millage	Property tax		Transit		\$22,000,000	\$4,400,000	FAIL
Nov	MW	MI	STATEWIDE	Statewide	Michigan Regulation and Taxation of Marihuana Act	Excise tax on recreational marijuana	General transportation improvements	Roads		\$700,000,000	\$35,000,000	PASS
Nov	MW	MI	Walled Lake	Local	Walled Lake Michigan Airline Trailway Millage	Property tax		Bike/Ped		\$596,282	\$99,380	FAIL
Nov	MW	MN	Lake Shore	Local		Bonds	Street reconstruction projects	Roads		\$1,595,000	\$319,000	FAIL
Nov	MW	MO	Platte City	Local	Transportation Sales Tax	Sales tax	Street improvements and maintenance	Roads		?	?	PASS

## Transportation at the Ballot Box: 2018



Month	Region	State	Place	Geography	Title	Identifier	Summary	Primary mode	Secondary mode	Amount (Total)	Amount (Annual)	Result
Nov	MW	MO	STATEWIDE	Statewide	Missouri Proposition D, Gas Tax Increase, Olympic Prize Tax Exemption, and Traffic Reduction Fund Measure	Fuel tax	General transportation improvements	Roads		\$2,460,000,000	\$123,000,000	FAIL
Nov	S	NC	Charlotte	Local	Transportation Bonds	Bonds	General transportation improvements	Roads	Bike/Ped	\$118,080,000	\$5,904,000	PASS
Nov	S	NC	Charlotte	Local	Neighborhood Improvement Bonds	Bonds	General transportation improvements	Roads	Bike/Ped	\$55,000,000	\$2,750,000	PASS
Nov	S	NC	Holly Springs	Local	Transportation Bond Referendum	Bonds	Transportation improvements	Roads		\$40,000,000	\$4,000,000	PASS
Nov	S	NC	Winston-Salem	Local	Street and sidewalk bonds	Bonds	General transportation improvements	Roads	Bike/Ped	\$43,700,000	\$2,185,000	PASS
Nov	MW	ND	Burleigh County	County	Measure One	Sales tax	Street construction and reconstruction	Roads		\$80,000,000	\$8,000,000	FAIL
Nov	W	NM	Bernalillo County	County	Bond Question No. 4	Bonds	General transportation improvements	Roads	Bike/Ped	\$8,500,000	\$566,666	PASS
Nov	W	NM	Grant County	County	Road Construction and Repair Bonds	Bonds	General transportation improvements	Roads		\$4,000,000	\$307,692	PASS
Nov	W	NM	Los Alamos County	County	Regional Transit Gross Receipts Tax Reauthorization	Sales tax	Public transit operations and capital	Transit		\$7,178,000	\$1,794,500	PASS
Nov	W	NM	Rio Arriba County	County	Regional Transit Gross Receipts Tax Reauthorization	Sales tax	Public transit operations and capital	Transit		\$7,178,000	\$1,794,500	PASS
Nov	W	NM	Santa Fe County	County	Regional Transit Gross Receipts Tax Reauthorization	Sales tax	Public transit operations and capital	Transit		\$7,178,000	\$1,794,500	PASS
Nov	W	NM	Taos County	County	Regional Transit Gross Receipts Tax Reauthorization	Sales tax	Public transit operations and capital	Transit		\$7,178,000	\$1,794,500	PASS

## Transportation at the Ballot Box: 2018



Month	Region	State	Place	Geography	Title	Identifier	Summary	Primary mode	Secondary mode	Amount (Total)	Amount (Annual)	Result
Nov	W	NV	Douglas County	County	Question 1	Advisory	Road construction and maintenance	Roads		n/a	n/a	FAIL
Nov	W	NV	Fernley	Local	Advisory question to pursue legislation	Advisory	To support legislation to increase diesel tax	Roads		n/a	n/a	PASS
Nov	MW	OH	Ontario	Local	Ontario Street Repair Tax	Income tax		Roads		\$11,000,000	\$550,000	FAIL
Nov	W	OR	Gold Beach	Local	Tax on Motor Vehicle Fuel Dealers	Fuel tax	Street improvements and maintenance	Roads		?	?	FAIL
Nov	W	OR	Ridgewood	Local	Road District Tax	Property tax	Street improvements and maintenance	Roads		\$67,000	\$67,000	PASS
Nov	W	OR	Springfield	Local	20-296	Bonds	Street improvements and maintenance	Roads		\$10,000,000	\$1,666,666	PASS
Nov	NE	PA	Philadelphia	Local	Ballot Question	Bonds	General transportation improvements	Roads	Transit	\$42,103,000	\$8,420,600	PASS
Nov	NE	RI	Pawtucket	Local	Question 6	Bonds	Street and sidewalk improvements	Roads	Bike/Ped	\$7,000,000	\$3,500,000	PASS
Nov	NE	RI	Pawtucket	Local	Question 8	Bonds	Repaving of city streets	Roads		\$5,000,000	\$2,500,000	PASS
Nov	NE	RI	Pawtucket	Local	Question 10	Bonds	improvement and replacement of traffic control devices	Roads		\$1,000,000	\$500,000	PASS
Nov	NE	RI	Pawtucket	Local	Question 11	Bonds	General bridge repair	Roads		\$1,000,000	\$500,000	PASS
Nov	NE	RI	STATEWIDE	Statewide	Question 3	Bonds	State Bikeway Development Program	Bike/Ped		\$5,000,000	\$250,000	PASS
Nov	S	SC	Beaufort County	County	Local question 1A	Sales tax	Repair and widen roads	Roads		\$120,000,000	\$30,000,000	PASS
Nov	S	TX	Arlington	Local	Proposition A	Bonds	General transportation improvements	Roads	Bike/Ped	\$137,835,000	\$6,891,750	PASS
Nov	S	TX	Austin	Local	Proposition G	Bonds	General transportation improvements	Roads	Bike/Ped	\$160,000,000	\$16,000,000	PASS
Nov	S	TX	Baytown	Local	Proposition No. A	Sales tax	Repair of local streets	Roads		\$3,000,000	\$750,000	PASS
Nov	S	TX	Collin County	County	Proposition A	Bonds	Limited-access roadway	Roads		\$600,000,000	\$60,000,000	PASS
Nov	S	TX	Collin County	County	Proposition B	Bonds	Arterial roads	Roads		\$140,000,000	\$14,000,000	PASS

## Transportation at the Ballot Box: 2018



Month	Region	State	Place	Geography	Title	Identifier	Summary	Primary mode	Secondary mode	Amount (Total)	Amount (Annual)	Result
Nov	S	TX	Duncanville	Local	Proposition B	Bonds	Sidewalks and alleys improvements	Roads		\$6,600,000	\$330,000	PASS
Nov	S	TX	Ennis	Local	Proposition A	Sales tax	Maintenance and repair of municipal streets	Roads		??	??	PASS
Nov	S	TX	Justin	Local	Proposition A	Sales tax	half-cent sales tax for municipal roads	Roads		??	??	PASS
Nov	S	TX	McKinney	Local	Proposition C	Bonds	Issuance of road bonds	Roads		\$140,160,000	\$140,160,000	PASS
Nov	S	TX	Pilot Point	Local	Proposition D	Bonds	Sidewalk construction and improvements	Bike/Ped		\$500,000	\$12,500	PASS
Nov	S	TX	Pilot Point	Local	Proposition B	Bonds	General transportation improvements	Roads	Bike/Ped	\$4,000,000	\$100,000	PASS
Nov	S	TX	Richland Hills	Local	Proposition A	Sales tax	Repair of local streets	Roads		\$24,000,000	\$1,200,000	PASS
Nov	S	TX	Richwood	Local	Proposition 2	Bonds	Sidewalk construction and improvements	Bike/Ped		\$500,000	\$1,666,666	PASS
Nov	S	TX	Richwood	Local	Proposition 1	Bonds	Repair of local streets	Roads		\$3,000,000	\$1,000,000	PASS
Nov	W	UT	Salt Lake City	Local	Streets Reconstruction Bond	Bonds	Street improvements and maintenance	Roads		\$87,000,000	\$4,142,857	PASS
Nov	W	UT	STATEWIDE	Statewide	Utah Nonbinding Opinion Question 1	Fuel tax		Roads		n/a	n/a	FAIL
Nov	S	VA	Arlington County	County	County Bond Referendum Question	Bonds	General transportation improvements including regional transit	Transit	Multimodal	\$74,570,000	\$7,457,000	PASS
Nov	S	VA	Loudoun County	County	Transportation Projects	Bonds	Transportation projects	Roads		\$152,585,000	\$15,258,500	PASS
Nov	W	WA	Anacortes	Local	Proposition 1	Sales tax	City road repairs	Roads		\$9,280,000	\$928,000	PASS
Nov	W	WA	Bainbridge Island	Local	Connecting Bainbridge: SAFE Mobility Levy	Property tax		Roads	Bike/Ped	\$15,400,000	\$2,200,000	FAIL
Nov	W	WA	Covington	Local	Proposition 1	Sales tax	Transportation maintenance and improvements	Roads		\$10,000,000	\$1,000,000	FAIL
Nov	W	WA	Gig Harbor	Local	Proposition One	Sales tax	Road projects	Roads		\$16,000,000	\$1,600,000	FAIL



## Transportation at the Ballot Box: 2018



Month	Region	State	Place	Geography	Title	Identifier	Summary	Primary mode	Secondary mode	Amount (Total)	Amount (Annual)	Result
Nov	W	WA	Lewis County	County	Public Transit Benefit Area Tax Levy	Sales tax		Transit		?	?	FAIL
Nov	W	WA	Oakesdale	Local	Proposition 2	Property tax	Street improvements and maintenance	Roads		\$41,000	\$41,000	PASS
Nov	W	WA	Palouse	Local	Proposition 1	Property tax	Street improvements and maintenance	Roads		\$44,000	\$44,000	PASS
Nov	W	WA	Rosalia	Local	Proposition 1	Property tax	Street improvements and maintenance	Roads		\$95,000	\$95,000	PASS
Nov	W	WA	Sequim	Local		Sales tax	Street improvements and maintenance	Roads		\$5,000,000	\$500,000	PASS
Nov	W	WA	Shoreline	Local	Proposition 1	Sales tax	Sidewalk and pedestrian improvements	Bike/Ped		\$4,980,000	\$830,000	PASS
Nov	W	WA	St John	Local	Proposition 1	Property tax	Street improvements and maintenance	Roads		\$50,000	\$50,000	PASS
Nov	W	WA	STATEWIDE	Statewide	Initiative Measure 1631: Carbon Emissions Fee Measure	Carbon Tax	Carbon fee to fund various programs and projects related to the environment	Transit	Bike/Ped	\$918,314,000	\$45,915,700	FAIL
Nov	W	WA	Tekoa	Local	Proposition 1	Property tax	Street improvements and maintenance	Roads		\$25,000	\$25,000	PASS
Nov	W	WA	Thurston County	Regional	Proposition 1	Sales tax	General transit improvements	Transit		\$360,000,000	\$18,000,000	PASS
Nov	MW	WI	La Crosse County	County	Transportation funding referendum	Advisory	Road projects	Roads		\$100,000,000	\$5,000,000	PASS
Nov	MW	WY	Lincoln County	County		Sales tax	Road projects	Roads		\$13,856,191	\$3,958,911	FAIL
Dec	S	LA	Baton Rouge	Local	Part of MOVEBR proposal	Sales tax	General transportation improvements	Roads		\$912,000,000	\$30,400,000	PASS