

ABC Exercise™ Handouts


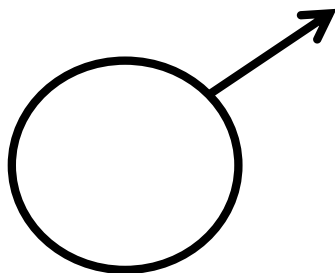
Instructions for Person A

In this project, you are “A.” The project reporting structure is as follows: **B** reports to you and **C**, **D**, and **E** report to **B**.

Each of you has been given five symbols, each of which is one of six familiar symbols. Your job is to find out which one of the six symbols is held in common. You must finish this job in 15 minutes. You may communicate with **B** only through the exchange of written notes. **B** may exchange notes with you and with **C**, **D**, and **E**. Persons **C**, **D**, **E** may exchange notes with only **B**. No other communication is permitted.

To elaborate:

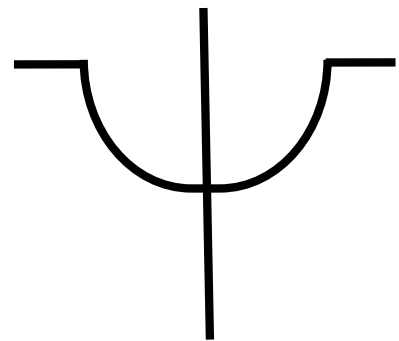



- There are six unique symbols.
- Each person has five of these six possible symbols.
- There are four copies of five of the symbols.
- There are five copies of one of the symbols.
- You are to determine which one symbol is held by all five persons.
- Your symbols are as follows.



ABC Exercise™ Handouts

Instructions for Person B

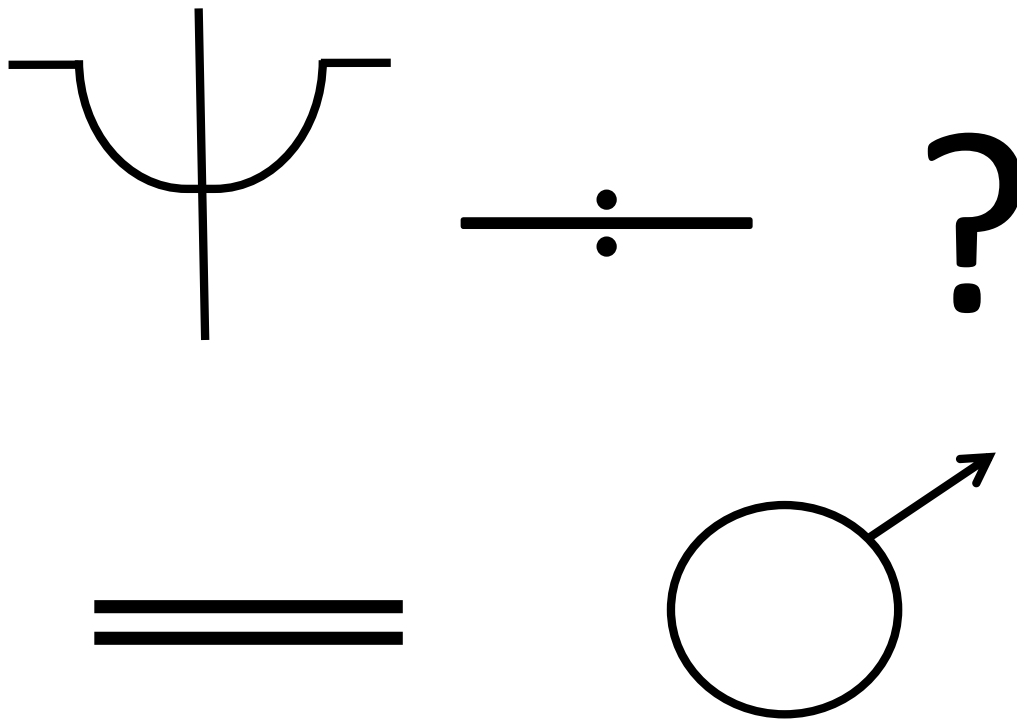
- **A** and **B** may exchange notes
- **C, D, and E** may exchange notes with **B** only
- No other communication is permitted
- You will find five symbols below. You may not show your symbols to any other person.



ABC Exercise™ Handouts

Instructions for Person C



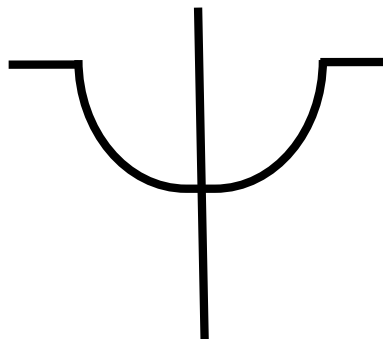
- **A** and **B** may exchange notes
- **C, D, and E** may exchange notes with **B** only
- No other communication is permitted
- You will find five symbols below. You may not show your symbols to any other person.



ABC Exercise™ Handouts

Instructions for Person D


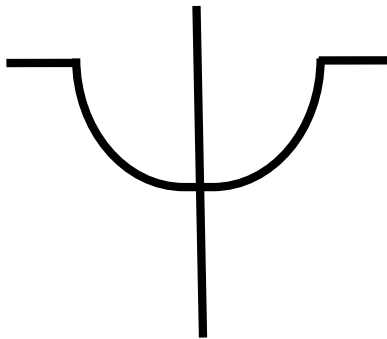
- **A** and **B** may exchange notes
- **C, D, and E** may exchange notes with **B** only
- No other communication is permitted
- You will find five symbols below. You may not show your symbols to any other person.



ABC Exercise™ Handouts

Instructions for Person E

- **A** and **B** may exchange notes
- **C, D, and E** may exchange notes with **B** only
- No other communication is permitted
- You will find five symbols below. You may not show your symbols to any other person.



ABC Exercise™ Handouts: Instructions for the Observer & Messenger

Instructions for the Observer

You will be assigned one or two groups which you are to observe to evaluate how they react to the following:

- Defining the problem
- Action taken
- Organization of the group
- Communication
- Identify communication
- Pressure

Please make notes in the space below. After the exercise, share your observations with the class.

Instructions for the Messenger

- Please move as rapidly as you can
- Deliver messages which are properly addressed
- Do not deliver messages, if not properly addressed