

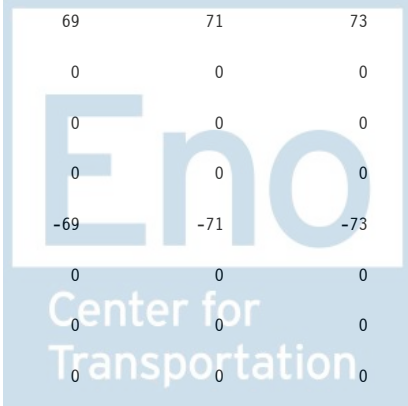
Sorted by FUNC, SFUN, TID, SUB
 (amounts in millions)

		2015	2016	2017	2018	2019	2020	2021	2022	2023	2024	2025
NATIONAL DEFENSE (050)												
NATIONAL DEFENSE (050)												
Allowances												
Allowances												
Function plug for 050												
099 9999 9 9 050 AA01 AP AP 01 A												
Appropriation												
Pres 16	BA:	0	0	0	0	0	0	0	0	0	0	0
Reest	OP:	0	0									
	OT:	0	0	0	0	0	0	0	0	0	0	0
Mar 15	BA:	0	-8,733	-8,730	-10,435	-12,505	-14,112	-15,829	-17,335	-18,756	-20,260	-21,740
Base	OP:	0	0									
	OT:	0	-5,545	-7,360	-9,141	-11,133	-12,973	-14,626	-16,194	-17,667	-19,148	-20,620
Orig	BA:	0	0	0	0	0	0	0	0	0	0	0
Pres	OP:	0	0									
	OT:	0	0	0	0	0	0	0	0	0	0	0
Reest -	BA:	0	8,733	8,730	10,435	12,505	14,112	15,829	17,335	18,756	20,260	21,740
Mar15	OP:	0	0									
	OT:	0	5,545	7,360	9,141	11,133	12,973	14,626	16,194	17,667	19,148	20,620
Reest -	BA:	0	0	0	0	0	0	0	0	0	0	0
Orig	OP:	0	0									
	OT:	0	0	0	0	0	0	0	0	0	0	0



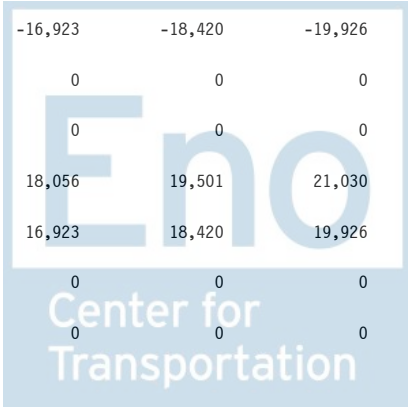
Sorted by FUNC, SFUN, TID, SUB
 (amounts in millions)

		2015	2016	2017	2018	2019	2020	2021	2022	2023	2024	2025
NATIONAL DEFENSE (050)												
099 9999 9 9 050 BS01 XX XX 10 A												
Sequester												
Pres 16	BA:	0	0	0	0	0	0	0	0	0	0	0
Reest	OP:	0	0									
	OT:	0	0	0	0	0	0	0	0	0	0	0
Mar 15	BA:	0	0	-735	-739	-747	-755	-764	-790	-816	-843	0
Base	OP:	0	0									
	OT:	0	0	-677	-682	-689	-697	-705	-729	-753	-778	-2
Orig	BA:	0	0	0	0	0	0	0	0	0	0	0
Pres	OP:	0	0									
	OT:	0	0	0	0	0	0	0	0	0	0	0
Reest -	BA:	0	0	735	739	747	755	764	790	816	843	0
Mar15	OP:	0	0									
	OT:	0	0	677	682	689	697	705	729	753	778	2
Reest -	BA:	0	0	0	0	0	0	0	0	0	0	0
Orig	OP:	0	0									
	OT:	0	0	0	0	0	0	0	0	0	0	0
099 9999 9 9 050 BS20 XX XX 10 A												
Sequester												
Pres 16	BA:	0	0	0	0	0	0	0	0	0	0	0
Reest	OP:	0	0									
	OT:	0	0	0	0	0	0	0	0	0	0	0
Mar 15	BA:	0	0	0	66	67	67	68	69	71	73	76
Base	OP:	0	0									
	OT:	0	0	0	0	0	0	0	0	0	0	0
Orig	BA:	0	0	0	0	0	0	0	0	0	0	0
Pres	OP:	0	0									
	OT:	0	0	0	0	0	0	0	0	0	0	0
Reest -	BA:	0	0	0	-66	-67	-67	-68	-69	-71	-73	-76
Mar15	OP:	0	0									
	OT:	0	0	0	0	0	0	0	0	0	0	0
Reest -	BA:	0	0	0	0	0	0	0	0	0	0	0
Orig	OP:	0	0									
	OT:	0	0	0	0	0	0	0	0	0	0	0



Sorted by FUNC, SFUN, TID, SUB
 (amounts in millions)

		2015	2016	2017	2018	2019	2020	2021	2022	2023	2024	2025
NATIONAL DEFENSE (050)												
Account Total for Function plug for 050												
Pres 16	BA:	0	0	0	0	0	0	0	0	0	0	0
Reest	OP:	0	0									
	OT:	0	0	0	0	0	0	0	0	0	0	0
Mar 15	BA:	0	-8,733	-9,465	-11,108	-13,185	-14,800	-16,525	-18,056	-19,501	-21,030	-21,664
Base	OP:	0	0									
	OT:	0	-5,545	-8,037	-9,823	-11,822	-13,670	-15,331	-16,923	-18,420	-19,926	-20,622
Orig	BA:	0	0	0	0	0	0	0	0	0	0	0
Pres	OP:	0	0									
	OT:	0	0	0	0	0	0	0	0	0	0	0
Reest -	BA:	0	8,733	9,465	11,108	13,185	14,800	16,525	18,056	19,501	21,030	21,664
Mar15	OP:	0	0									
	OT:	0	5,545	8,037	9,823	11,822	13,670	15,331	16,923	18,420	19,926	20,622
Reest -	BA:	0	0	0	0	0	0	0	0	0	0	0
Orig	OP:	0	0									
	OT:	0	0	0	0	0	0	0	0	0	0	0
Subfunction Total for 050 NATIONAL DEFENSE (050)												
Pres 16	BA:	0	0	0	0	0	0	0	0	0	0	0
Reest	OP:	0	0									
	OT:	0	0	0	0	0	0	0	0	0	0	0
Mar 15	BA:	0	-8,733	-9,465	-11,108	-13,185	-14,800	-16,525	-18,056	-19,501	-21,030	-21,664
Base	OP:	0	0									
	OT:	0	-5,545	-8,037	-9,823	-11,822	-13,670	-15,331	-16,923	-18,420	-19,926	-20,622
Orig	BA:	0	0	0	0	0	0	0	0	0	0	0
Pres	OP:	0	0									
	OT:	0	0	0	0	0	0	0	0	0	0	0
Reest -	BA:	0	8,733	9,465	11,108	13,185	14,800	16,525	18,056	19,501	21,030	21,664
Mar15	OP:	0	0									
	OT:	0	5,545	8,037	9,823	11,822	13,670	15,331	16,923	18,420	19,926	20,622
Reest -	BA:	0	0	0	0	0	0	0	0	0	0	0
Orig	OP:	0	0									
	OT:	0	0	0	0	0	0	0	0	0	0	0



Sorted by FUNC, SFUN, TID, SUB
(amounts in millions)

	2015	2016	2017	2018	2019	2020	2021	2022	2023	2024	2025
NATIONAL DEFENSE (050)											



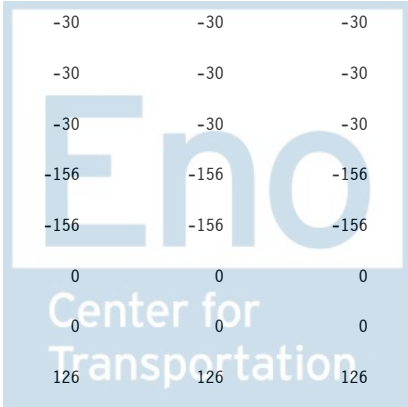
Sorted by FUNC, SFUN, TID, SUB
 (amounts in millions)

		2015	2016	2017	2018	2019	2020	2021	2022	2023	2024	2025
NATIONAL DEFENSE (050)												
Department of Defense-Military (051)												
Department of Defense--Military Programs												
Department of Defense--Military Programs												
U.S. Navy - other receipts												
017 9990 8 1 051 CB01 XX XX 20												
Offsetting Receipts												
Pres 16	BA:	0	0	0	0	0	0	0	0	0	0	0
Reest	OP:	0	0									
	OT:	0	0	0	0	0	0	0	0	0	0	0
Mar 15	BA:	0	0	0	0	0	0	0	0	0	0	0
Base	OP:	0	0									
	OT:	0	0	0	0	0	0	0	0	0	0	0
Orig	BA:	-1	-1	-1	-1	-1	-1	-1	-1	-1	-1	-1
Pres	OP:	0	0									
	OT:	-1	-1	-1	-1	-1	-1	-1	-1	-1	-1	-1
Reest -	BA:	0	0	0	0	0	0	0	0	0	0	0
Mar15	OP:	0	0									
	OT:	0	0	0	0	0	0	0	0	0	0	0
Reest -	BA:	1	1	1	1	1	1	1	1	1	1	1
Orig	OP:	0	0									
	OT:	1	1	1	1	1	1	1	1	1	1	1



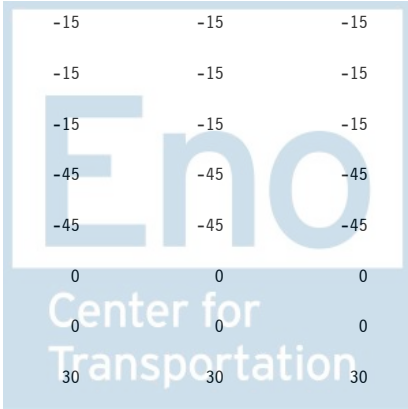
Sorted by FUNC, SFUN, TID, SUB
 (amounts in millions)

		2015	2016	2017	2018	2019	2020	2021	2022	2023	2024	2025
NATIONAL DEFENSE (050)												
Intragovernmental Receipts, Profits from Ships' Stores, Navy												
017 9990 8 7 051 CB01 XX XX 20 A												
Offsetting Receipts												
Pres 16	BA:	-12	-12	-12	-12	-12	-12	-12	-12	-12	-12	-12
Reest	OP:	0	0									
	OT:	-12	-12	-12	-12	-12	-12	-12	-12	-12	-12	-12
Mar 15	BA:	-12	-12	-12	-12	-12	-12	-12	-12	-12	-12	-12
Base	OP:	0	0									
	OT:	-12	-12	-12	-12	-12	-12	-12	-12	-12	-12	-12
Orig	BA:	-20	-20	-20	-20	-20	-20	-20	-20	-20	-20	-20
Pres	OP:	0	0									
	OT:	-20	-20	-20	-20	-20	-20	-20	-20	-20	-20	-20
Reest -	BA:	0	0	0	0	0	0	0	0	0	0	0
Mar15	OP:	0	0									
	OT:	0	0	0	0	0	0	0	0	0	0	0
Reest -	BA:	8	8	8	8	8	8	8	8	8	8	8
Orig	OP:	0	0									
	OT:	8	8	8	8	8	8	8	8	8	8	8
Recoveries from FMS Sales, Navy												
017 9994 8 1 051 CB01 XX XX 20 A												
Offsetting Receipts												
Pres 16	BA:	-30	-30	-30	-30	-30	-30	-30	-30	-30	-30	-30
Reest	OP:	0	0									
	OT:	-30	-30	-30	-30	-30	-30	-30	-30	-30	-30	-30
Mar 15	BA:	-30	-30	-30	-30	-30	-30	-30	-30	-30	-30	-30
Base	OP:	0	0									
	OT:	-30	-30	-30	-30	-30	-30	-30	-30	-30	-30	-30
Orig	BA:	-156	-156	-156	-156	-156	-156	-156	-156	-156	-156	-156
Pres	OP:	0	0									
	OT:	-156	-156	-156	-156	-156	-156	-156	-156	-156	-156	-156
Reest -	BA:	0	0	0	0	0	0	0	0	0	0	0
Mar15	OP:	0	0									
	OT:	0	0	0	0	0	0	0	0	0	0	0
Reest -	BA:	126	126	126	126	126	126	126	126	126	126	126
Orig	OP:	0	0									
	OT:	126	126	126	126	126	126	126	126	126	126	126



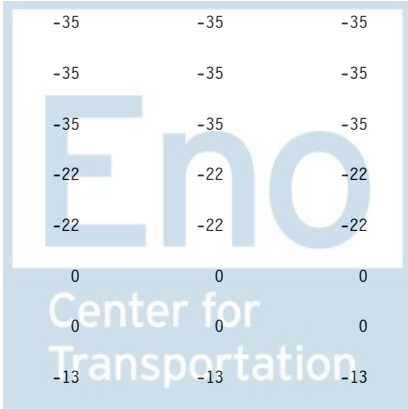
Sorted by FUNC, SFUN, TID, SUB
 (amounts in millions)

		2015	2016	2017	2018	2019	2020	2021	2022	2023	2024	2025
NATIONAL DEFENSE (050)												
General Fund Receipts, not Otherwise Classified, Navy												
017 9995 8 1 051 CB01 XX XX 20 A												
Offsetting Receipts												
Pres 16	BA:	-70	-70	-70	-70	-70	-70	-70	-70	-70	-70	-70
Reest	OP:	0	0									
	OT:	-70	-70	-70	-70	-70	-70	-70	-70	-70	-70	-70
Mar 15	BA:	-70	-70	-70	-70	-70	-70	-70	-70	-70	-70	-70
Base	OP:	0	0									
	OT:	-70	-70	-70	-70	-70	-70	-70	-70	-70	-70	-70
Orig	BA:	-82	-82	-82	-82	-82	-82	-82	-82	-82	-82	0
Pres	OP:	0	0									
	OT:	-82	-82	-82	-82	-82	-82	-82	-82	-82	-82	0
Reest -	BA:	0	0	0	0	0	0	0	0	0	0	0
Mar15	OP:	0	0									
	OT:	0	0	0	0	0	0	0	0	0	0	0
Reest -	BA:	12	12	12	12	12	12	12	12	12	12	-70
Orig	OP:	0	0									
	OT:	12	12	12	12	12	12	12	12	12	12	-70
Undistrib. Intragovernmental Pymnts, Receivables from cancelled accts, Navy												
017 9996 8 1 051 CB01 XX XX 20 A												
Offsetting Receipts												
Pres 16	BA:	-15	-15	-15	-15	-15	-15	-15	-15	-15	-15	-15
Reest	OP:	0	0									
	OT:	-15	-15	-15	-15	-15	-15	-15	-15	-15	-15	-15
Mar 15	BA:	-15	-15	-15	-15	-15	-15	-15	-15	-15	-15	-15
Base	OP:	0	0									
	OT:	-15	-15	-15	-15	-15	-15	-15	-15	-15	-15	-15
Orig	BA:	-45	-45	-45	-45	-45	-45	-45	-45	-45	-45	-45
Pres	OP:	0	0									
	OT:	-45	-45	-45	-45	-45	-45	-45	-45	-45	-45	-45
Reest -	BA:	0	0	0	0	0	0	0	0	0	0	0
Mar15	OP:	0	0									
	OT:	0	0	0	0	0	0	0	0	0	0	0
Reest -	BA:	30	30	30	30	30	30	30	30	30	30	30
Orig	OP:	0	0									
	OT:	30	30	30	30	30	30	30	30	30	30	30



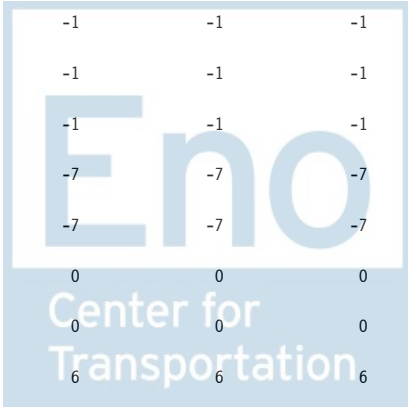
Sorted by FUNC, SFUN, TID, SUB
 (amounts in millions)

		2015	2016	2017	2018	2019	2020	2021	2022	2023	2024	2025
NATIONAL DEFENSE (050)												
Recoveries from government properties, lost or damaged												
017 9997 8 1 051 CB01 XX XX 10												
Offsetting Receipts												
Pres 16	BA:	0	0	0	0	0	0	0	0	0	0	0
Reest	OP:	0	0									
	OT:	0	0	0	0	0	0	0	0	0	0	0
Mar 15	BA:	0	0	0	0	0	0	0	0	0	0	0
Base	OP:	0	0									
	OT:	0	0	0	0	0	0	0	0	0	0	0
Orig	BA:	-12	-12	-12	-12	-12	-12	-12	-12	-12	-12	-12
Pres	OP:	0	0									
	OT:	-12	-12	-12	-12	-12	-12	-12	-12	-12	-12	-12
Reest -	BA:	0	0	0	0	0	0	0	0	0	0	0
Mar15	OP:	0	0									
	OT:	0	0	0	0	0	0	0	0	0	0	0
Reest -	BA:	12	12	12	12	12	12	12	12	12	12	12
Orig	OP:	0	0									
	OT:	12	12	12	12	12	12	12	12	12	12	12
Recoveries from FMS Sales, Army												
021 9991 8 1 051 CB01 XX XX 20 A												
Offsetting Receipts												
Pres 16	BA:	-35	-35	-35	-35	-35	-35	-35	-35	-35	-35	-35
Reest	OP:	0	0									
	OT:	-35	-35	-35	-35	-35	-35	-35	-35	-35	-35	-35
Mar 15	BA:	-35	-35	-35	-35	-35	-35	-35	-35	-35	-35	-35
Base	OP:	0	0									
	OT:	-35	-35	-35	-35	-35	-35	-35	-35	-35	-35	-35
Orig	BA:	-22	-22	-22	-22	-22	-22	-22	-22	-22	-22	-22
Pres	OP:	0	0									
	OT:	-22	-22	-22	-22	-22	-22	-22	-22	-22	-22	-22
Reest -	BA:	0	0	0	0	0	0	0	0	0	0	0
Mar15	OP:	0	0									
	OT:	0	0	0	0	0	0	0	0	0	0	0
Reest -	BA:	-13	-13	-13	-13	-13	-13	-13	-13	-13	-13	-13
Orig	OP:	0	0									
	OT:	-13	-13	-13	-13	-13	-13	-13	-13	-13	-13	-13



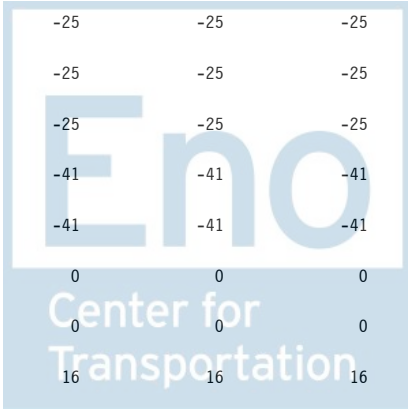
Sorted by FUNC, SFUN, TID, SUB
 (amounts in millions)

		2015	2016	2017	2018	2019	2020	2021	2022	2023	2024	2025
NATIONAL DEFENSE (050)												
General Fund Receipts, not Otherwise Classified, Army												
021 9992 8 1 051 CB01 XX XX 20 A												
Offsetting Receipts												
Pres 16	BA:	-170	-170	-170	-170	-170	-170	-170	-170	-170	-170	-170
Reest	OP:	0	0									
	OT:	-170	-170	-170	-170	-170	-170	-170	-170	-170	-170	-170
Mar 15	BA:	-170	-170	-170	-170	-170	-170	-170	-170	-170	-170	-170
Base	OP:	0	0									
	OT:	-170	-170	-170	-170	-170	-170	-170	-170	-170	-170	-170
Orig	BA:	-73	-73	-73	-73	-73	-73	-73	-73	-73	-73	-73
Pres	OP:	0	0									
	OT:	-73	-73	-73	-73	-73	-73	-73	-73	-73	-73	-73
Reest -	BA:	0	0	0	0	0	0	0	0	0	0	0
Mar15	OP:	0	0									
	OT:	0	0	0	0	0	0	0	0	0	0	0
Reest -	BA:	-97	-97	-97	-97	-97	-97	-97	-97	-97	-97	-97
Orig	OP:	0	0									
	OT:	-97	-97	-97	-97	-97	-97	-97	-97	-97	-97	-97
Receipts, Restoration of the RM Arsenal												
021 9993 8 1 051 CB01 XX XX 20 A												
Offsetting Receipts												
Pres 16	BA:	-1	-1	-1	-1	-1	-1	-1	-1	-1	-1	-1
Reest	OP:	0	0									
	OT:	-1	-1	-1	-1	-1	-1	-1	-1	-1	-1	-1
Mar 15	BA:	-1	-1	-1	-1	-1	-1	-1	-1	-1	-1	-1
Base	OP:	0	0									
	OT:	-1	-1	-1	-1	-1	-1	-1	-1	-1	-1	-1
Orig	BA:	-7	-7	-7	-7	-7	-7	-7	-7	-7	-7	-7
Pres	OP:	0	0									
	OT:	-7	-7	-7	-7	-7	-7	-7	-7	-7	-7	-7
Reest -	BA:	0	0	0	0	0	0	0	0	0	0	0
Mar15	OP:	0	0									
	OT:	0	0	0	0	0	0	0	0	0	0	0
Reest -	BA:	6	6	6	6	6	6	6	6	6	6	6
Orig	OP:	0	0									
	OT:	6	6	6	6	6	6	6	6	6	6	6



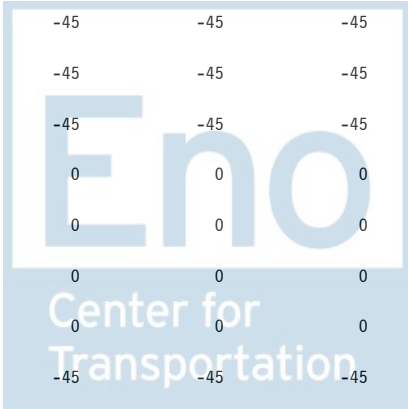
Sorted by FUNC, SFUN, TID, SUB
 (amounts in millions)

		2015	2016	2017	2018	2019	2020	2021	2022	2023	2024	2025
NATIONAL DEFENSE (050)												
Undistributed intragovernmental pymnts, Receivables from cancelled accts., Army												
021 9995 8 1 051 CB01 XX XX 20 A												
Offsetting Receipts												
Pres 16	BA:	-35	-35	-35	-35	-35	-35	-35	-35	-35	-35	-35
Reest	OP:	0	0									
	OT:	-35	-35	-35	-35	-35	-35	-35	-35	-35	-35	-35
Mar 15	BA:	-35	-35	-35	-35	-35	-35	-35	-35	-35	-35	-35
Base	OP:	0	0									
	OT:	-35	-35	-35	-35	-35	-35	-35	-35	-35	-35	-35
Orig	BA:	0	0	0	0	0	0	0	0	0	0	0
Pres	OP:	0	0									
	OT:	0	0	0	0	0	0	0	0	0	0	0
Reest -	BA:	0	0	0	0	0	0	0	0	0	0	0
Mar15	OP:	0	0									
	OT:	0	0	0	0	0	0	0	0	0	0	0
Reest -	BA:	-35	-35	-35	-35	-35	-35	-35	-35	-35	-35	-35
Orig	OP:	0	0									
	OT:	-35	-35	-35	-35	-35	-35	-35	-35	-35	-35	-35
Recoveries from FMS Sales, Air Force												
057 9992 8 1 051 CB01 XX XX 20 A												
Offsetting Receipts												
Pres 16	BA:	-25	-25	-25	-25	-25	-25	-25	-25	-25	-25	-25
Reest	OP:	0	0									
	OT:	-25	-25	-25	-25	-25	-25	-25	-25	-25	-25	-25
Mar 15	BA:	-25	-25	-25	-25	-25	-25	-25	-25	-25	-25	-25
Base	OP:	0	0									
	OT:	-25	-25	-25	-25	-25	-25	-25	-25	-25	-25	-25
Orig	BA:	-41	-41	-41	-41	-41	-41	-41	-41	-41	-41	-41
Pres	OP:	0	0									
	OT:	-41	-41	-41	-41	-41	-41	-41	-41	-41	-41	-41
Reest -	BA:	0	0	0	0	0	0	0	0	0	0	0
Mar15	OP:	0	0									
	OT:	0	0	0	0	0	0	0	0	0	0	0
Reest -	BA:	16	16	16	16	16	16	16	16	16	16	16
Orig	OP:	0	0									
	OT:	16	16	16	16	16	16	16	16	16	16	16



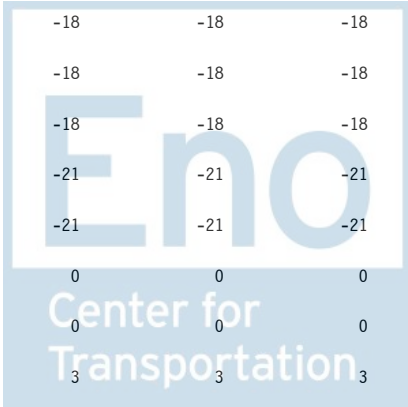
Sorted by FUNC, SFUN, TID, SUB
 (amounts in millions)

		2015	2016	2017	2018	2019	2020	2021	2022	2023	2024	2025
NATIONAL DEFENSE (050)												
General Fund Receipts, not Otherwise Classified, Air Force												
057 9994 8 1 051 CB01 XX XX 20 A												
Offsetting Receipts												
Pres 16	BA:	-85	-85	-85	-85	-85	-85	-85	-85	-85	-85	-85
Reest	OP:	0	0									
	OT:	-85	-85	-85	-85	-85	-85	-85	-85	-85	-85	-85
Mar 15	BA:	-85	-85	-85	-85	-85	-85	-85	-85	-85	-85	-85
Base	OP:	0	0									
	OT:	-85	-85	-85	-85	-85	-85	-85	-85	-85	-85	-85
Orig	BA:	-97	-97	-97	-97	-97	-97	-97	-97	-97	-97	-97
Pres	OP:	0	0									
	OT:	-97	-97	-97	-97	-97	-97	-97	-97	-97	-97	-97
Reest -	BA:	0	0	0	0	0	0	0	0	0	0	0
Mar15	OP:	0	0									
	OT:	0	0	0	0	0	0	0	0	0	0	0
Reest -	BA:	12	12	12	12	12	12	12	12	12	12	12
Orig	OP:	0	0									
	OT:	12	12	12	12	12	12	12	12	12	12	12
Undistributed intragovernmental pymnts, receivables from cancelled accts., A.F.												
057 9996 8 1 051 CB01 XX XX 20 A												
Offsetting Receipts												
Pres 16	BA:	-45	-45	-45	-45	-45	-45	-45	-45	-45	-45	-45
Reest	OP:	0	0									
	OT:	-45	-45	-45	-45	-45	-45	-45	-45	-45	-45	-45
Mar 15	BA:	-45	-45	-45	-45	-45	-45	-45	-45	-45	-45	-45
Base	OP:	0	0									
	OT:	-45	-45	-45	-45	-45	-45	-45	-45	-45	-45	-45
Orig	BA:	0	0	0	0	0	0	0	0	0	0	0
Pres	OP:	0	0									
	OT:	0	0	0	0	0	0	0	0	0	0	0
Reest -	BA:	0	0	0	0	0	0	0	0	0	0	0
Mar15	OP:	0	0									
	OT:	0	0	0	0	0	0	0	0	0	0	0
Reest -	BA:	-45	-45	-45	-45	-45	-45	-45	-45	-45	-45	-45
Orig	OP:	0	0									
	OT:	-45	-45	-45	-45	-45	-45	-45	-45	-45	-45	-45



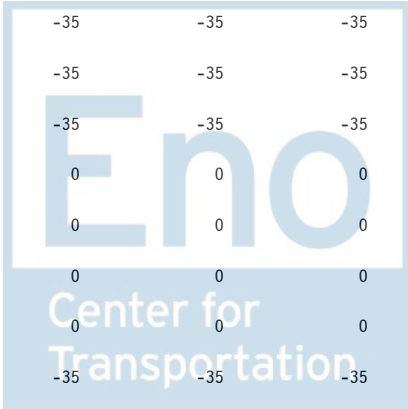
Sorted by FUNC, SFUN, TID, SUB
 (amounts in millions)

		2015	2016	2017	2018	2019	2020	2021	2022	2023	2024	2025
NATIONAL DEFENSE (050)												
Undistrib. intragvrnmntl pymnts, receivables from cancelled accts, def. agencies												
097 9900 8 1 051 CB01 XX XX 20 A												
Offsetting Receipts												
Pres 16	BA:	-10	-10	-10	-10	-10	-10	-10	-10	-10	-10	-10
Reest	OP:	0	0									
	OT:	-10	-10	-10	-10	-10	-10	-10	-10	-10	-10	-10
Mar 15	BA:	-10	-10	-10	-10	-10	-10	-10	-10	-10	-10	-10
Base	OP:	0	0									
	OT:	-10	-10	-10	-10	-10	-10	-10	-10	-10	-10	-10
Orig	BA:	0	0	0	0	0	0	0	0	0	0	0
Pres	OP:	0	0									
	OT:	0	0	0	0	0	0	0	0	0	0	0
Reest -	BA:	0	0	0	0	0	0	0	0	0	0	0
Mar15	OP:	0	0									
	OT:	0	0	0	0	0	0	0	0	0	0	0
Reest -	BA:	-10	-10	-10	-10	-10	-10	-10	-10	-10	-10	-10
Orig	OP:	0	0									
	OT:	-10	-10	-10	-10	-10	-10	-10	-10	-10	-10	-10
Deposits for survivor annuity benefits												
097 9901 8 1 051 CB01 XX XX 20 A												
Offsetting Receipts												
Pres 16	BA:	-18	-18	-18	-18	-18	-18	-18	-18	-18	-18	-18
Reest	OP:	0	0									
	OT:	-18	-18	-18	-18	-18	-18	-18	-18	-18	-18	-18
Mar 15	BA:	-18	-18	-18	-18	-18	-18	-18	-18	-18	-18	-18
Base	OP:	0	0									
	OT:	-18	-18	-18	-18	-18	-18	-18	-18	-18	-18	-18
Orig	BA:	-21	-21	-21	-21	-21	-21	-21	-21	-21	-21	-21
Pres	OP:	0	0									
	OT:	-21	-21	-21	-21	-21	-21	-21	-21	-21	-21	-21
Reest -	BA:	0	0	0	0	0	0	0	0	0	0	0
Mar15	OP:	0	0									
	OT:	0	0	0	0	0	0	0	0	0	0	0
Reest -	BA:	3	3	3	3	3	3	3	3	3	3	3
Orig	OP:	0	0									
	OT:	3	3	3	3	3	3	3	3	3	3	3




Sorted by FUNC, SFUN, TID, SUB
 (amounts in millions)

		2015	2016	2017	2018	2019	2020	2021	2022	2023	2024	2025
NATIONAL DEFENSE (050)												
Sale of Scrap and Salvage Materials												
097 9902 8 1 051 CB01 XX XX 20 A												
Offsetting Receipts												
Pres 16	BA:	-1	-1	-1	-1	-1	-1	-1	-1	-1	-1	-1
Reest	OP:	0	0									
	OT:	-1	-1	-1	-1	-1	-1	-1	-1	-1	-1	-1
Mar 15	BA:	-1	-1	-1	-1	-1	-1	-1	-1	-1	-1	-1
Base	OP:	0	0									
	OT:	-1	-1	-1	-1	-1	-1	-1	-1	-1	-1	-1
Orig	BA:	-1	-1	-1	-1	-1	-1	-1	-1	-1	-1	-1
Pres	OP:	0	0									
	OT:	-1	-1	-1	-1	-1	-1	-1	-1	-1	-1	-1
Reest -	BA:	0	0	0	0	0	0	0	0	0	0	0
Mar15	OP:	0	0									
	OT:	0	0	0	0	0	0	0	0	0	0	0
Reest -	BA:	0	0	0	0	0	0	0	0	0	0	0
Orig	OP:	0	0									
	OT:	0	0	0	0	0	0	0	0	0	0	0
Recoveries for Government Property Lost or Damaged												
097 9904 8 1 051 CB01 XX XX 20 A												
Offsetting Receipts												
Pres 16	BA:	-35	-35	-35	-35	-35	-35	-35	-35	-35	-35	-35
Reest	OP:	0	0									
	OT:	-35	-35	-35	-35	-35	-35	-35	-35	-35	-35	-35
Mar 15	BA:	-35	-35	-35	-35	-35	-35	-35	-35	-35	-35	-35
Base	OP:	0	0									
	OT:	-35	-35	-35	-35	-35	-35	-35	-35	-35	-35	-35
Orig	BA:	0	0	0	0	0	0	0	0	0	0	0
Pres	OP:	0	0									
	OT:	0	0	0	0	0	0	0	0	0	0	0
Reest -	BA:	0	0	0	0	0	0	0	0	0	0	0
Mar15	OP:	0	0									
	OT:	0	0	0	0	0	0	0	0	0	0	0
Reest -	BA:	-35	-35	-35	-35	-35	-35	-35	-35	-35	-35	-35
Orig	OP:	0	0									
	OT:	-35	-35	-35	-35	-35	-35	-35	-35	-35	-35	-35



Sorted by FUNC, SFUN, TID, SUB
 (amounts in millions)

		2015	2016	2017	2018	2019	2020	2021	2022	2023	2024	2025
NATIONAL DEFENSE (050)												
Contributions, Department of Defense General Gift Fund												
097 9981 8 1 051 CB01 XX XX 20 A												
Offsetting Receipts												
Pres 16	BA:	-7	-7	-7	-7	-7	-7	-7	-7	-7	-7	-7
Reest	OP:	0	0									
	OT:	-7	-7	-7	-7	-7	-7	-7	-7	-7	-7	-7
Mar 15	BA:	-7	-7	-7	-7	-7	-7	-7	-7	-7	-7	-7
Base	OP:	0	0									
	OT:	-7	-7	-7	-7	-7	-7	-7	-7	-7	-7	-7
Orig	BA:	-7	-7	-7	-7	-7	-7	-7	-7	-7	-7	-7
Pres	OP:	0	0									
	OT:	-7	-7	-7	-7	-7	-7	-7	-7	-7	-7	-7
Reest -	BA:	0	0	0	0	0	0	0	0	0	0	0
Mar15	OP:	0	0									
	OT:	0	0	0	0	0	0	0	0	0	0	0
Reest -	BA:	0	0	0	0	0	0	0	0	0	0	0
Orig	OP:	0	0									
	OT:	0	0	0	0	0	0	0	0	0	0	0
Collections, Contributions to the Cooperative Threat Reduction												
097 9982 8 1 051 CB01 XX XX 20 A												
Offsetting Receipts												
Pres 16	BA:	-2	-1	0	0	0	0	0	0	0	0	0
Reest	OP:	0	0									
	OT:	-2	-1	0	0	0	0	0	0	0	0	0
Mar 15	BA:	-2	-1	0	0	0	0	0	0	0	0	0
Base	OP:	0	0									
	OT:	-2	-1	0	0	0	0	0	0	0	0	0
Orig	BA:	-6	-6	-6	-6	0	0	0	0	0	0	0
Pres	OP:	0	0									
	OT:	-6	-6	-6	-6	0	0	0	0	0	0	0
Reest -	BA:	0	0	0	0	0	0	0	0	0	0	0
Mar15	OP:	0	0									
	OT:	0	0	0	0	0	0	0	0	0	0	0
Reest -	BA:	4	5	6	6	0	0	0	0	0	0	0
Orig	OP:	0	0									
	OT:	4	5	6	6	0	0	0	0	0	0	0



Sorted by FUNC, SFUN, TID, SUB
 (amounts in millions)

		2015	2016	2017	2018	2019	2020	2021	2022	2023	2024	2025
NATIONAL DEFENSE (050)												
Receipts, Sale of Certain Materials in the National Defense Stockpile												
097 9986 8 1 051 CB01 XX XX 20 A												
Offsetting Receipts												
Receipts transferred from T-Fund to the Treasury												
Pres 16	BA:	-50	-10	0	0	0	0	0	0	0	0	0
Reest	OP:	0	0									
	OT:	-50	-10	0	0	0	0	0	0	0	0	0
Mar 15	BA:	-50	-10	0	0	0	0	0	0	0	0	0
Base	OP:	0	0									
	OT:	-50	-10	0	0	0	0	0	0	0	0	0
Orig	BA:	-82	-78	-73	-62	-65	-85	-85	-85	-85	-85	-85
Pres	OP:	0	0									
	OT:	-82	-78	-73	-62	-65	-85	-85	-85	-85	-85	-85
Reest -	BA:	0	0	0	0	0	0	0	0	0	0	0
Mar15	OP:	0	0									
	OT:	0	0	0	0	0	0	0	0	0	0	0
Reest -	BA:	32	68	73	62	65	85	85	85	85	85	85
Orig	OP:	0	0									
	OT:	32	68	73	62	65	85	85	85	85	85	85




Sorted by FUNC, SFUN, TID, SUB
 (amounts in millions)

		2015	2016	2017	2018	2019	2020	2021	2022	2023	2024	2025
NATIONAL DEFENSE (050)												
Intragovernmental Receipts, Voluntary Separation Incentives												
097 9987 8 1 051 CB01 XX XX 20 A												
Offsetting Receipts												
Pres 16	BA:	-46	-49	-43	-38	-33	-28	-24	-20	-16	-13	-11
Reest	OP:	0	0									
	OT:	-46	-49	-43	-38	-33	-28	-24	-20	-16	-13	-11
Mar 15	BA:	-46	-49	-43	-38	-33	-28	-24	-20	-16	-13	-11
Base	OP:	0	0									
	OT:	-46	-49	-43	-38	-33	-28	-24	-20	-16	-13	-11
Orig	BA:	-46	-49	-43	-38	-33	-28	-24	-20	-16	-13	-11
Pres	OP:	0	0									
	OT:	-46	-49	-43	-38	-33	-28	-24	-20	-16	-13	-11
Reest -	BA:	0	0	0	0	0	0	0	0	0	0	0
Mar15	OP:	0	0									
	OT:	0	0	0	0	0	0	0	0	0	0	0
Reest -	BA:	0	0	0	0	0	0	0	0	0	0	0
Orig	OP:	0	0									
	OT:	0	0	0	0	0	0	0	0	0	0	0
Intragovernmental Receipts, Foreign National Employees Separation Fund												
097 9988 8 1 051 CB01 XX XX 20 A												
Offsetting Receipts												
Pres 16	BA:	-44	-44	-44	-44	-44	-44	-44	-44	-44	-44	-44
Reest	OP:	0	0									
	OT:	-44	-44	-44	-44	-44	-44	-44	-44	-44	-44	-44
Mar 15	BA:	-44	-44	-44	-44	-44	-44	-44	-44	-44	-44	-44
Base	OP:	0	0									
	OT:	-44	-44	-44	-44	-44	-44	-44	-44	-44	-44	-44
Orig	BA:	-44	-44	-44	-44	-44	-44	-44	-44	-44	-44	-44
Pres	OP:	0	0									
	OT:	-44	-44	-44	-44	-44	-44	-44	-44	-44	-44	-44
Reest -	BA:	0	0	0	0	0	0	0	0	0	0	0
Mar15	OP:	0	0									
	OT:	0	0	0	0	0	0	0	0	0	0	0
Reest -	BA:	0	0	0	0	0	0	0	0	0	0	0
Orig	OP:	0	0									
	OT:	0	0	0	0	0	0	0	0	0	0	0



Sorted by FUNC, SFUN, TID, SUB
 (amounts in millions)

		2015	2016	2017	2018	2019	2020	2021	2022	2023	2024	2025
NATIONAL DEFENSE (050)												
Recoveries from FMS Sales, Defense Agencies												
097 9992 8 1 051 CB01 XX XX 20 A												
Offsetting Receipts												
Pres 16	BA:	-10	-10	-10	-10	-10	-10	-10	-10	-10	-10	-10
Reest	OP:	0	0									
	OT:	-10	-10	-10	-10	-10	-10	-10	-10	-10	-10	-10
Mar 15	BA:	-10	-10	-10	-10	-10	-10	-10	-10	-10	-10	-10
Base	OP:	0	0									
	OT:	-10	-10	-10	-10	-10	-10	-10	-10	-10	-10	-10
Orig	BA:	-5	-5	-5	-5	-5	-5	-5	-5	-5	-5	-5
Pres	OP:	0	0									
	OT:	-5	-5	-5	-5	-5	-5	-5	-5	-5	-5	-5
Reest -	BA:	0	0	0	0	0	0	0	0	0	0	0
Mar15	OP:	0	0									
	OT:	0	0	0	0	0	0	0	0	0	0	0
Reest -	BA:	-5	-5	-5	-5	-5	-5	-5	-5	-5	-5	-5
Orig	OP:	0	0									
	OT:	-5	-5	-5	-5	-5	-5	-5	-5	-5	-5	-5
Deposits Department of Defense Overseas Military Facility Investment												
097 9993 8 1 051 CB01 XX XX 20 A												
Offsetting Receipts												
Pres 16	BA:	-1	-1	0	0	0	0	0	0	0	0	0
Reest	OP:	0	0									
	OT:	-1	-1	0	0	0	0	0	0	0	0	0
Mar 15	BA:	-1	-1	0	0	0	0	0	0	0	0	0
Base	OP:	0	0									
	OT:	-1	-1	0	0	0	0	0	0	0	0	0
Orig	BA:	0	0	0	0	0	0	0	0	0	0	0
Pres	OP:	0	0									
	OT:	0	0	0	0	0	0	0	0	0	0	0
Reest -	BA:	0	0	0	0	0	0	0	0	0	0	0
Mar15	OP:	0	0									
	OT:	0	0	0	0	0	0	0	0	0	0	0
Reest -	BA:	-1	-1	0	0	0	0	0	0	0	0	0
Orig	OP:	0	0									
	OT:	-1	-1	0	0	0	0	0	0	0	0	0



Sorted by FUNC, SFUN, TID, SUB
 (amounts in millions)

		2015	2016	2017	2018	2019	2020	2021	2022	2023	2024	2025
NATIONAL DEFENSE (050)												
General Fund Receipts, not Otherwise Classified, Defense Agencies												
097 9994 8 1 051 CB01 XX XX 20 A												
Offsetting Receipts												
Pres 16	BA:	-125	-125	-125	-125	-125	-125	-125	-125	-125	-125	-125
Reest	OP:	0	0									
	OT:	-125	-125	-125	-125	-125	-125	-125	-125	-125	-125	-125
Mar 15	BA:	-125	-125	-125	-125	-125	-125	-125	-125	-125	-125	-125
Base	OP:	0	0									
	OT:	-125	-125	-125	-125	-125	-125	-125	-125	-125	-125	-125
Orig	BA:	-87	-87	-87	-87	-87	-87	-87	-87	-87	-87	-87
Pres	OP:	0	0									
	OT:	-87	-87	-87	-87	-87	-87	-87	-87	-87	-87	-87
Reest -	BA:	0	0	0	0	0	0	0	0	0	0	0
Mar15	OP:	0	0									
	OT:	0	0	0	0	0	0	0	0	0	0	0
Reest -	BA:	-38	-38	-38	-38	-38	-38	-38	-38	-38	-38	-38
Orig	OP:	0	0									
	OT:	-38	-38	-38	-38	-38	-38	-38	-38	-38	-38	-38



Sorted by FUNC, SFUN, TID, SUB
 (amounts in millions)

		2015	2016	2017	2018	2019	2020	2021	2022	2023	2024	2025
NATIONAL DEFENSE (050)												
Receipts from Disposal and Lease of Real Property												
097 9996 8 1 051 CB01 XX XX 20 A M2												
Offsetting Receipts												
Receipts from Disposal of Real Property												
Pres 16	BA:	-8	-8	-8	-8	-8	-8	-8	-9	-9	-9	-9
Reest	OP:	0	0									
	OT:	-8	-8	-8	-8	-8	-8	-8	-9	-9	-9	-9
Mar 15	BA:	-8	-8	-8	-8	-8	-8	-8	-9	-9	-9	-9
Base	OP:	0	0									
	OT:	-8	-8	-8	-8	-8	-8	-8	-9	-9	-9	-9
Orig	BA:	-39	-41	-41	-42	-42	-43	-43	-44	-46	-47	-47
Pres	OP:	0	0									
	OT:	-39	-41	-41	-42	-42	-43	-43	-44	-46	-47	-47
Reest -	BA:	0	0	0	0	0	0	0	0	0	0	0
Mar15	OP:	0	0									
	OT:	0	0	0	0	0	0	0	0	0	0	0
Reest -	BA:	31	33	33	34	34	35	35	35	37	38	38
Orig	OP:	0	0									
	OT:	31	33	33	34	34	35	35	35	37	38	38



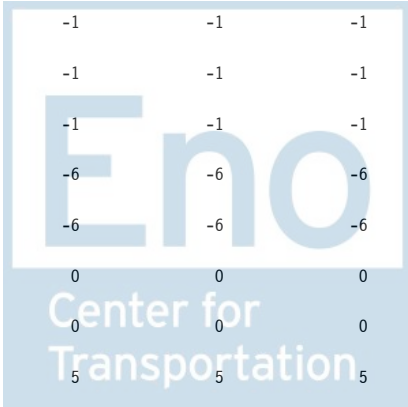
Sorted by FUNC, SFUN, TID, SUB
 (amounts in millions)

		2015	2016	2017	2018	2019	2020	2021	2022	2023	2024	2025
NATIONAL DEFENSE (050)												
097 9996 8 1 051 CB03 XX XX 20 A												
Offsetting Receipts												
Receipts from Lease of Real Property												
Pres 16	BA:	-31	-33	-33	-34	-34	-35	-35	-35	-37	-38	-38
Reest	OP:	0	0									
	OT:	-31	-33	-33	-34	-34	-35	-35	-35	-37	-38	-38
Mar 15	BA:	-31	-33	-33	-34	-34	-35	-35	-35	-37	-38	-38
Base	OP:	0	0									
	OT:	-31	-33	-33	-34	-34	-35	-35	-35	-37	-38	-38
Orig	BA:	0	0	0	0	0	0	0	0	0	0	0
Pres	OP:	0	0									
	OT:	0	0	0	0	0	0	0	0	0	0	0
Reest -	BA:	0	0	0	0	0	0	0	0	0	0	0
Mar15	OP:	0	0									
	OT:	0	0	0	0	0	0	0	0	0	0	0
Reest -	BA:	-31	-33	-33	-34	-34	-35	-35	-35	-37	-38	-38
Orig	OP:	0	0									
	OT:	-31	-33	-33	-34	-34	-35	-35	-35	-37	-38	-38
Account Total for Receipts from Disposal and Lease of Real Property												
Pres 16	BA:	-39	-41	-41	-42	-42	-43	-43	-44	-46	-47	-47
Reest	OP:	0	0									
	OT:	-39	-41	-41	-42	-42	-43	-43	-44	-46	-47	-47
Mar 15	BA:	-39	-41	-41	-42	-42	-43	-43	-44	-46	-47	-47
Base	OP:	0	0									
	OT:	-39	-41	-41	-42	-42	-43	-43	-44	-46	-47	-47
Orig	BA:	-39	-41	-41	-42	-42	-43	-43	-44	-46	-47	-47
Pres	OP:	0	0									
	OT:	-39	-41	-41	-42	-42	-43	-43	-44	-46	-47	-47
Reest -	BA:	0	0	0	0	0	0	0	0	0	0	0
Mar15	OP:	0	0									
	OT:	0	0	0	0	0	0	0	0	0	0	0
Reest -	BA:	0	0	0	0	0	0	0	0	0	0	0
Orig	OP:	0	0									
	OT:	0	0	0	0	0	0	0	0	0	0	0



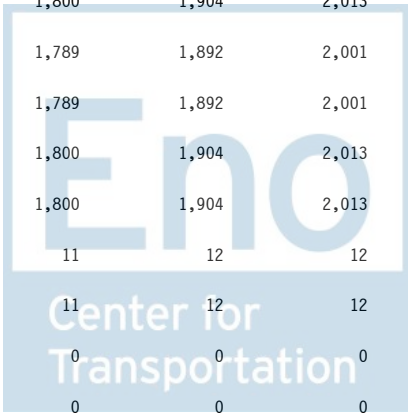
Sorted by FUNC, SFUN, TID, SUB
 (amounts in millions)

		2015	2016	2017	2018	2019	2020	2021	2022	2023	2024	2025
NATIONAL DEFENSE (050)												
Receipts, Allied Contributions and Cooperation Account												
097 9998 8 1 051 CB01 XX XX 20 A												
Offsetting Receipts												
Pres 16	BA:	-703	-717	-730	-743	-757	-772	-786	-802	-817	-833	-850
Reest	OP:	0	0									
	OT:	-703	-717	-730	-743	-757	-772	-786	-802	-817	-833	-850
Mar 15	BA:	-703	-717	-730	-743	-757	-772	-786	-802	-817	-833	-850
Base	OP:	0	0									
	OT:	-703	-717	-730	-743	-757	-772	-786	-802	-817	-833	-850
Orig	BA:	-781	-796	-812	-827	-845	-862	-879	-896	-914	-932	-951
Pres	OP:	0	0									
	OT:	-781	-796	-812	-827	-845	-862	-879	-896	-914	-932	-951
Reest -	BA:	0	0	0	0	0	0	0	0	0	0	0
Mar15	OP:	0	0									
	OT:	0	0	0	0	0	0	0	0	0	0	0
Reest -	BA:	78	79	82	84	88	90	93	94	97	99	101
Orig	OP:	0	0									
	OT:	78	79	82	84	88	90	93	94	97	99	101
Receipts, Transfer/Disposition of Commissary Facilities												
097 9999 8 1 051 CB01 XX XX 20 A												
Offsetting Receipts												
Pres 16	BA:	-1	-1	-1	-1	-1	-1	-1	-1	-1	-1	-1
Reest	OP:	0	0									
	OT:	-1	-1	-1	-1	-1	-1	-1	-1	-1	-1	-1
Mar 15	BA:	-1	-1	-1	-1	-1	-1	-1	-1	-1	-1	-1
Base	OP:	0	0									
	OT:	-1	-1	-1	-1	-1	-1	-1	-1	-1	-1	-1
Orig	BA:	-6	-6	-6	-6	-6	-6	-6	-6	-6	-6	-6
Pres	OP:	0	0									
	OT:	-6	-6	-6	-6	-6	-6	-6	-6	-6	-6	-6
Reest -	BA:	0	0	0	0	0	0	0	0	0	0	0
Mar15	OP:	0	0									
	OT:	0	0	0	0	0	0	0	0	0	0	0
Reest -	BA:	5	5	5	5	5	5	5	5	5	5	5
Orig	OP:	0	0									
	OT:	5	5	5	5	5	5	5	5	5	5	5



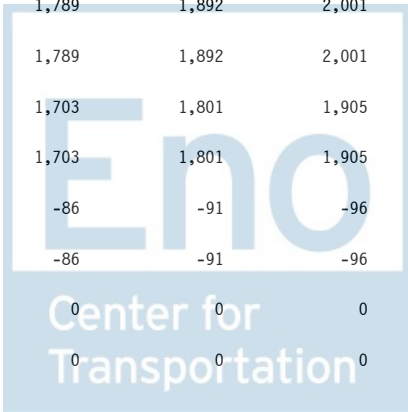
Sorted by FUNC, SFUN, TID, SUB
 (amounts in millions)

		2015	2016	2017	2018	2019	2020	2021	2022	2023	2024	2025
NATIONAL DEFENSE (050)												
Bureau Total for 00700 Department of Defense--Military Programs												
Pres 16	BA:	-1,615	-1,593	-1,588	-1,597	-1,606	-1,617	-1,627	-1,640	-1,653	-1,667	-1,682
Reest	OP:	0	0									
	OT:	-1,615	-1,593	-1,588	-1,597	-1,606	-1,617	-1,627	-1,640	-1,653	-1,667	-1,682
Mar 15	BA:	-1,615	-1,593	-1,588	-1,597	-1,606	-1,617	-1,627	-1,640	-1,653	-1,667	-1,682
Base	OP:	0	0									
	OT:	-1,615	-1,593	-1,588	-1,597	-1,606	-1,617	-1,627	-1,640	-1,653	-1,667	-1,682
Orig	BA:	-1,681	-1,697	-1,702	-1,702	-1,712	-1,745	-1,758	-1,772	-1,788	-1,804	-1,739
Pres	OP:	0	0									
	OT:	-1,681	-1,697	-1,702	-1,702	-1,712	-1,745	-1,758	-1,772	-1,788	-1,804	-1,739
Reest -	BA:	0	0	0	0	0	0	0	0	0	0	0
Mar15	OP:	0	0									
	OT:	0	0	0	0	0	0	0	0	0	0	0
Reest -	BA:	66	104	114	105	106	128	131	132	135	137	57
Orig	OP:	0	0									
	OT:	66	104	114	105	106	128	131	132	135	137	57
Military Personnel												
Medicare-Eligible retiree health fund contribution, Navy												
017 1000 0 1 051 AA01 DE DE 01 A DODACC												
Appropriation												
Pres 16	BA:	1,313	1,281	1,358	1,428	1,518	1,610	1,702	1,800	1,904	2,013	2,129
Reest	OP:	0	0									
	OT:	1,313	1,281	1,358	1,428	1,518	1,610	1,702	1,800	1,904	2,013	2,129
Mar 15	BA:	1,313	1,281	1,353	1,431	1,513	1,600	1,692	1,789	1,892	2,001	2,116
Base	OP:	0	0									
	OT:	1,313	1,281	1,353	1,431	1,513	1,600	1,692	1,789	1,892	2,001	2,116
Orig	BA:	1,313	1,281	1,358	1,428	1,518	1,610	1,702	1,800	1,904	2,013	2,129
Pres	OP:	0	0									
	OT:	1,313	1,281	1,358	1,428	1,518	1,610	1,702	1,800	1,904	2,013	2,129
Reest -	BA:	0	0	5	-3	5	10	10	11	12	12	13
Mar15	OP:	0	0									
	OT:	0	0	5	-3	5	10	10	11	12	12	13
Reest -	BA:	0	0	0	0	0	0	0	0	0	0	0
Orig	OP:	0	0									
	OT:	0	0	0	0	0	0	0	0	0	0	0




Sorted by FUNC, SFUN, TID, SUB
 (amounts in millions)

		2015	2016	2017	2018	2019	2020	2021	2022	2023	2024	2025
NATIONAL DEFENSE (050)												
017 1000 0 1 051 AC01 DE DE 01 DODACC												
Appropriation - Existing Law Change												
Pres 16	BA:	0	0	-74	-78	-82	-87	-92	-97	-103	-108	-115
Reest	OP:	0	0									
	OT:	0	0	-74	-78	-82	-87	-92	-97	-103	-108	-115
Mar 15	BA:	0	0	0	0	0	0	0	0	0	0	0
Base	OP:	0	0									
	OT:	0	0	0	0	0	0	0	0	0	0	0
Orig	BA:	0	-71	-74	-78	-82	-87	-92	-97	-103	-108	-115
Pres	OP:	0	0									
	OT:	0	-71	-74	-78	-82	-87	-92	-97	-103	-108	-115
Reest -	BA:	0	0	-74	-78	-82	-87	-92	-97	-103	-108	-115
Mar15	OP:	0	0									
	OT:	0	0	-74	-78	-82	-87	-92	-97	-103	-108	-115
Reest -	BA:	0	71	0	0	0	0	0	0	0	0	0
Orig	OP:	0	0									
	OT:	0	71	0	0	0	0	0	0	0	0	0
Account Total for Medicare-Eligible retiree health fund contribution, Navy												
Pres 16	BA:	1,313	1,281	1,284	1,350	1,436	1,523	1,610	1,703	1,801	1,905	2,014
Reest	OP:	0	0									
	OT:	1,313	1,281	1,284	1,350	1,436	1,523	1,610	1,703	1,801	1,905	2,014
Mar 15	BA:	1,313	1,281	1,353	1,431	1,513	1,600	1,692	1,789	1,892	2,001	2,116
Base	OP:	0	0									
	OT:	1,313	1,281	1,353	1,431	1,513	1,600	1,692	1,789	1,892	2,001	2,116
Orig	BA:	1,313	1,210	1,284	1,350	1,436	1,523	1,610	1,703	1,801	1,905	2,014
Pres	OP:	0	0									
	OT:	1,313	1,210	1,284	1,350	1,436	1,523	1,610	1,703	1,801	1,905	2,014
Reest -	BA:	0	0	-69	-81	-77	-77	-82	-86	-91	-96	-102
Mar15	OP:	0	0									
	OT:	0	0	-69	-81	-77	-77	-82	-86	-91	-96	-102
Reest -	BA:	0	71	0	0	0	0	0	0	0	0	0
Orig	OP:	0	0									
	OT:	0	71	0	0	0	0	0	0	0	0	0



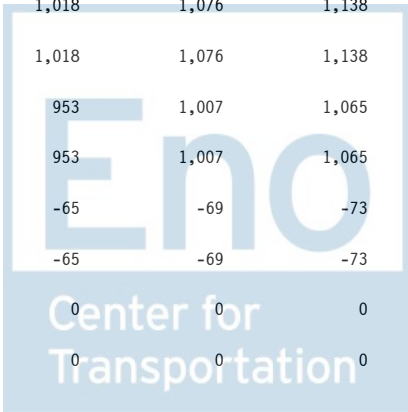
Sorted by FUNC, SFUN, TID, SUB
 (amounts in millions)

		2015	2016	2017	2018	2019	2020	2021	2022	2023	2024	2025
NATIONAL DEFENSE (050)												
Medicare-Eligible retiree health fund contribution, Marine Corps												
017 1001 0 1 051 AA01 DE DE 01 A DODACC												
Appropriation												
Pres 16	BA:	748	726	764	806	852	900	952	1,007	1,065	1,126	1,191
Reest	OP:	0	0									
	OT:	748	726	764	806	852	900	952	1,007	1,065	1,126	1,191
Mar 15	BA:	748	726	770	814	861	910	963	1,018	1,076	1,138	1,204
Base	OP:	0	0									
	OT:	748	726	770	814	861	910	963	1,018	1,076	1,138	1,204
Orig	BA:	748	726	764	806	852	900	952	1,007	1,065	1,126	1,191
Pres	OP:	0	0									
	OT:	748	726	764	806	852	900	952	1,007	1,065	1,126	1,191
Reest -	BA:	0	0	-6	-8	-9	-10	-11	-11	-11	-12	-13
Mar15	OP:	0	0									
	OT:	0	0	-6	-8	-9	-10	-11	-11	-11	-12	-13
Reest -	BA:	0	0	0	0	0	0	0	0	0	0	0
Orig	OP:	0	0									
	OT:	0	0	0	0	0	0	0	0	0	0	0
017 1001 0 1 051 AA02 DE DE 01 A DODACC WAR15												
Appropriation												
Pres 16	BA:	14	0	0	0	0	0	0	0	0	0	0
Reest	OP:	0	0									
	OT:	14	0	0	0	0	0	0	0	0	0	0
Mar 15	BA:	14	0	0	0	0	0	0	0	0	0	0
Base	OP:	0	0									
	OT:	14	0	0	0	0	0	0	0	0	0	0
Orig	BA:	14	0	0	0	0	0	0	0	0	0	0
Pres	OP:	0	0									
	OT:	14	0	0	0	0	0	0	0	0	0	0
Reest -	BA:	0	0	0	0	0	0	0	0	0	0	0
Mar15	OP:	0	0									
	OT:	0	0	0	0	0	0	0	0	0	0	0
Reest -	BA:	0	0	0	0	0	0	0	0	0	0	0
Orig	OP:	0	0									
	OT:	0	0	0	0	0	0	0	0	0	0	0



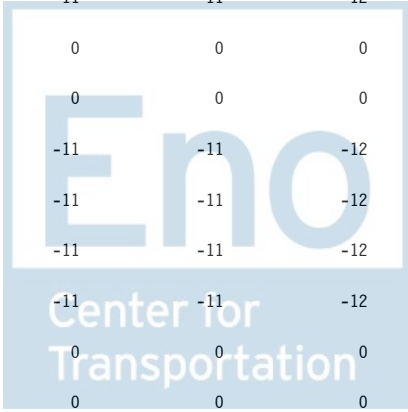
Sorted by FUNC, SFUN, TID, SUB
 (amounts in millions)

		2015	2016	2017	2018	2019	2020	2021	2022	2023	2024	2025
NATIONAL DEFENSE (050)												
017 1001 0 1 051 AC01 DE DE 01 DODACC												
Appropriation - Existing Law Change												
Pres 16	BA:	0	0	-42	-44	-47	-49	-52	-54	-58	-61	-64
Reest	OP:	0	0									
	OT:	0	0	-42	-44	-47	-49	-52	-54	-58	-61	-64
Mar 15	BA:	0	0	0	0	0	0	0	0	0	0	0
Base	OP:	0	0									
	OT:	0	0	0	0	0	0	0	0	0	0	0
Orig	BA:	0	-40	-42	-44	-47	-49	-52	-54	-58	-61	-64
Pres	OP:	0	0									
	OT:	0	-40	-42	-44	-47	-49	-52	-54	-58	-61	-64
Reest -	BA:	0	0	-42	-44	-47	-49	-52	-54	-58	-61	-64
Mar15	OP:	0	0									
	OT:	0	0	-42	-44	-47	-49	-52	-54	-58	-61	-64
Reest -	BA:	0	40	0	0	0	0	0	0	0	0	0
Orig	OP:	0	0									
	OT:	0	40	0	0	0	0	0	0	0	0	0
Account Total for Medicare-Eligible retiree health fund contribution, Marine Corps												
Pres 16	BA:	762	726	722	762	805	851	900	953	1,007	1,065	1,127
Reest	OP:	0	0									
	OT:	762	726	722	762	805	851	900	953	1,007	1,065	1,127
Mar 15	BA:	762	726	770	814	861	910	963	1,018	1,076	1,138	1,204
Base	OP:	0	0									
	OT:	762	726	770	814	861	910	963	1,018	1,076	1,138	1,204
Orig	BA:	762	686	722	762	805	851	900	953	1,007	1,065	1,127
Pres	OP:	0	0									
	OT:	762	686	722	762	805	851	900	953	1,007	1,065	1,127
Reest -	BA:	0	0	-48	-52	-56	-59	-63	-65	-69	-73	-77
Mar15	OP:	0	0									
	OT:	0	0	-48	-52	-56	-59	-63	-65	-69	-73	-77
Reest -	BA:	0	40	0	0	0	0	0	0	0	0	0
Orig	OP:	0	0									
	OT:	0	40	0	0	0	0	0	0	0	0	0



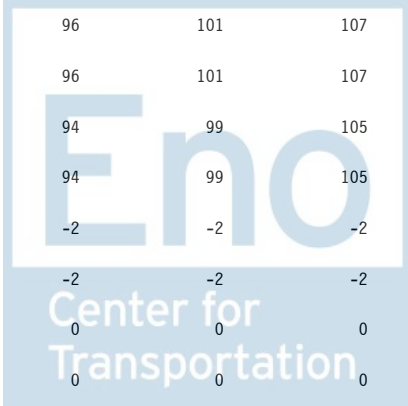
Sorted by FUNC, SFUN, TID, SUB
 (amounts in millions)

		2015	2016	2017	2018	2019	2020	2021	2022	2023	2024	2025
NATIONAL DEFENSE (050)												
Medicare-Eligible retiree health fund contribution, reserve pers												
017 1002 0 1 051 AA01 DE DE 01 A DODACC												
Appropriation												
Pres 16	BA:	125	116	123	131	139	147	156	164	174	184	195
Reest	OP:	0	0									
	OT:	125	116	123	131	139	147	156	164	174	184	195
Mar 15	BA:	125	116	122	129	137	144	153	162	171	181	191
Base	OP:	0	0									
	OT:	125	116	122	129	137	144	153	162	171	181	191
Orig	BA:	125	116	123	131	139	147	156	164	174	184	195
Pres	OP:	0	0									
	OT:	125	116	123	131	139	147	156	164	174	184	195
Reest -	BA:	0	0	1	2	2	3	3	2	3	3	4
Mar15	OP:	0	0									
	OT:	0	0	1	2	2	3	3	2	3	3	4
Reest -	BA:	0	0	0	0	0	0	0	0	0	0	0
Orig	OP:	0	0									
	OT:	0	0	0	0	0	0	0	0	0	0	0
017 1002 0 1 051 AC01 DE DE 01 DODACC												
Appropriation - Existing Law Change												
Pres 16	BA:	0	0	-8	-8	-10	-10	-10	-11	-11	-12	-13
Reest	OP:	0	0									
	OT:	0	0	-8	-8	-10	-10	-10	-11	-11	-12	-13
Mar 15	BA:	0	0	0	0	0	0	0	0	0	0	0
Base	OP:	0	0									
	OT:	0	0	0	0	0	0	0	0	0	0	0
Orig	BA:	0	-7	-8	-8	-10	-10	-10	-11	-11	-12	-13
Pres	OP:	0	0									
	OT:	0	-7	-8	-8	-10	-10	-10	-11	-11	-12	-13
Reest -	BA:	0	0	-8	-8	-10	-10	-10	-11	-11	-12	-13
Mar15	OP:	0	0									
	OT:	0	0	-8	-8	-10	-10	-10	-11	-11	-12	-13
Reest -	BA:	0	7	0	0	0	0	0	0	0	0	0
Orig	OP:	0	0									
	OT:	0	7	0	0	0	0	0	0	0	0	0



Sorted by FUNC, SFUN, TID, SUB
 (amounts in millions)

		2015	2016	2017	2018	2019	2020	2021	2022	2023	2024	2025
NATIONAL DEFENSE (050)												
Account Total for Medicare-Eligible retiree health fund contribution, reserve pers												
Pres 16	BA:	125	116	115	123	129	137	146	153	163	172	182
Reest	OP:	0	0									
	OT:	125	116	115	123	129	137	146	153	163	172	182
Mar 15	BA:	125	116	122	129	137	144	153	162	171	181	191
Base	OP:	0	0									
	OT:	125	116	122	129	137	144	153	162	171	181	191
Orig	BA:	125	109	115	123	129	137	146	153	163	172	182
Pres	OP:	0	0									
	OT:	125	109	115	123	129	137	146	153	163	172	182
Reest -	BA:	0	0	-7	-6	-8	-7	-7	-9	-8	-9	-9
Mar15	OP:	0	0									
	OT:	0	0	-7	-6	-8	-7	-7	-9	-8	-9	-9
Reest -	BA:	0	7	0	0	0	0	0	0	0	0	0
Orig	OP:	0	0									
	OT:	0	7	0	0	0	0	0	0	0	0	0
Medicare-Eligible retiree health fund contribution, reserve pers												
017 1003 0 1 051 AA01 DE DE 01 A DODACC												
Appropriation												
Pres 16	BA:	74	68	71	75	79	84	89	94	99	105	111
Reest	OP:	0	0									
	OT:	74	68	71	75	79	84	89	94	99	105	111
Mar 15	BA:	74	68	72	76	81	85	90	96	101	107	113
Base	OP:	0	0									
	OT:	74	68	72	76	81	85	90	96	101	107	113
Orig	BA:	74	68	71	75	79	84	89	94	99	105	111
Pres	OP:	0	0									
	OT:	74	68	71	75	79	84	89	94	99	105	111
Reest -	BA:	0	0	-1	-1	-2	-1	-1	-2	-2	-2	-2
Mar15	OP:	0	0									
	OT:	0	0	-1	-1	-2	-1	-1	-2	-2	-2	-2
Reest -	BA:	0	0	0	0	0	0	0	0	0	0	0
Orig	OP:	0	0									
	OT:	0	0	0	0	0	0	0	0	0	0	0




Sorted by FUNC, SFUN, TID, SUB
 (amounts in millions)

		2015	2016	2017	2018	2019	2020	2021	2022	2023	2024	2025
NATIONAL DEFENSE (050)												
017 1003 0 1 051 AC01 DE DE 01 DODACC												
Appropriation - Existing Law Change												
Pres 16	BA:	0	0	-5	-5	-6	-6	-6	-6	-7	-7	-7
Reest	OP:	0	0									
	OT:	0	0	-5	-5	-6	-6	-6	-6	-7	-7	-7
Mar 15	BA:	0	0	0	0	0	0	0	0	0	0	0
Base	OP:	0	0									
	OT:	0	0	0	0	0	0	0	0	0	0	0
Orig	BA:	0	-5	-5	-5	-6	-6	-6	-6	-7	-7	-7
Pres	OP:	0	0									
	OT:	0	-5	-5	-5	-6	-6	-6	-6	-7	-7	-7
Reest -	BA:	0	0	-5	-5	-6	-6	-6	-6	-7	-7	-7
Mar15	OP:	0	0									
	OT:	0	0	-5	-5	-6	-6	-6	-6	-7	-7	-7
Reest -	BA:	0	5	0	0	0	0	0	0	0	0	0
Orig	OP:	0	0									
	OT:	0	5	0	0	0	0	0	0	0	0	0
Account Total for Medicare-Eligible retiree health fund contribution, reserve pers												
Pres 16	BA:	74	68	66	70	73	78	83	88	92	98	104
Reest	OP:	0	0									
	OT:	74	68	66	70	73	78	83	88	92	98	104
Mar 15	BA:	74	68	72	76	81	85	90	96	101	107	113
Base	OP:	0	0									
	OT:	74	68	72	76	81	85	90	96	101	107	113
Orig	BA:	74	63	66	70	73	78	83	88	92	98	104
Pres	OP:	0	0									
	OT:	74	63	66	70	73	78	83	88	92	98	104
Reest -	BA:	0	0	-6	-6	-8	-7	-7	-8	-9	-9	-9
Mar15	OP:	0	0									
	OT:	0	0	-6	-6	-8	-7	-7	-8	-9	-9	-9
Reest -	BA:	0	5	0	0	0	0	0	0	0	0	0
Orig	OP:	0	0									
	OT:	0	5	0	0	0	0	0	0	0	0	0



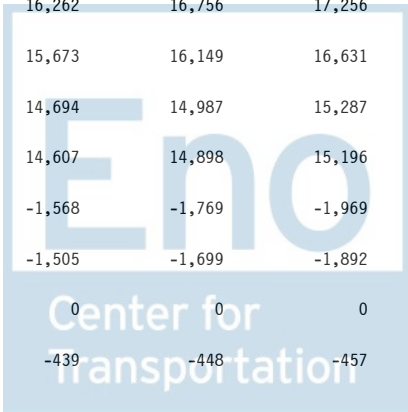
Sorted by FUNC, SFUN, TID, SUB
 (amounts in millions)

		2015	2016	2017	2018	2019	2020	2021	2022	2023	2024	2025
NATIONAL DEFENSE (050)												
Military personnel, Marine Corps												
017 1105 0 1 051 AA01 DE DE 01 0												
Appropriation												
Pres 16	BA:	12,829	13,125	13,303	13,505	13,786	14,123	14,405	14,694	14,987	15,287	15,593
Reest	OP:	555	616									
	OT:	12,409	12,744	12,830	13,024	13,292	13,615	13,889	14,168	14,450	14,739	15,034
Mar 15	BA:	12,829	13,141	13,520	13,946	14,391	14,848	15,306	15,767	16,246	16,730	17,231
Base	OP:	555	616									
	OT:	12,409	12,758	13,031	13,440	13,869	14,309	14,751	15,196	15,657	16,124	16,607
Orig	BA:	12,829	13,125	13,303	13,505	13,786	14,123	14,405	14,694	14,987	15,287	15,593
Pres	OP:	930	773									
	OT:	13,067	13,189	13,228	13,428	13,704	14,036	14,319	14,607	14,898	15,196	15,500
Reest -	BA:	0	-16	-217	-441	-605	-725	-901	-1,073	-1,259	-1,443	-1,638
Mar15	OP:	0	0									
	OT:	0	-14	-201	-416	-577	-694	-862	-1,028	-1,207	-1,385	-1,573
Reest -	BA:	0	0	0	0	0	0	0	0	0	0	0
Orig	OP:	-375	-157									
	OT:	-658	-445	-398	-404	-412	-421	-430	-439	-448	-457	-466
017 1105 0 1 051 AA02 DE DE 01 War16												
Appropriation												
Pres 16	BA:	0	171	0	0	0	0	0	0	0	0	0
Reest	OP:	0	0									
	OT:	0	158	7	0	0	0	0	0	0	0	0
Mar 15	BA:	0	0	0	0	0	0	0	0	0	0	0
Base	OP:	0	0									
	OT:	0	0	0	0	0	0	0	0	0	0	0
Orig	BA:	0	171	0	0	0	0	0	0	0	0	0
Pres	OP:	0	0									
	OT:	0	162	8	0	0	0	0	0	0	0	0
Reest -	BA:	0	171	0	0	0	0	0	0	0	0	0
Mar15	OP:	0	0									
	OT:	0	158	7	0	0	0	0	0	0	0	0
Reest -	BA:	0	0	0	0	0	0	0	0	0	0	0
Orig	OP:	0	0									
	OT:	0	-4	-1	0	0	0	0	0	0	0	0




Sorted by FUNC, SFUN, TID, SUB
 (amounts in millions)

		2015	2016	2017	2018	2019	2020	2021	2022	2023	2024	2025
NATIONAL DEFENSE (050)												
017 1105 0 1 051 AA03 DE DE 01 0 WAR15												
Appropriation												
Pres 16	BA:	403	0	0	0	0	0	0	0	0	0	0
Reest	OP:	0	16									
	OT:	372	16	0	0	0	0	0	0	0	0	0
Mar 15	BA:	403	413	425	438	452	466	481	495	510	526	541
Base	OP:	0	16									
	OT:	372	398	410	422	436	449	464	477	492	507	521
Orig	BA:	403	0	0	0	0	0	0	0	0	0	0
Pres	OP:	0	20									
	OT:	381	20	0	0	0	0	0	0	0	0	0
Reest -	BA:	0	-413	-425	-438	-452	-466	-481	-495	-510	-526	-541
Mar15	OP:	0	0									
	OT:	0	-382	-410	-422	-436	-449	-464	-477	-492	-507	-521
Reest -	BA:	0	0	0	0	0	0	0	0	0	0	0
Orig	OP:	0	-4									
	OT:	-9	-4	0	0	0	0	0	0	0	0	0
Account Total for Military personnel, Marine Corps												
Pres 16	BA:	13,232	13,296	13,303	13,505	13,786	14,123	14,405	14,694	14,987	15,287	15,593
Reest	OP:	555	632									
	OT:	12,781	12,918	12,837	13,024	13,292	13,615	13,889	14,168	14,450	14,739	15,034
Mar 15	BA:	13,232	13,554	13,945	14,384	14,843	15,314	15,787	16,262	16,756	17,256	17,772
Base	OP:	555	632									
	OT:	12,781	13,156	13,441	13,862	14,305	14,758	15,215	15,673	16,149	16,631	17,128
Orig	BA:	13,232	13,296	13,303	13,505	13,786	14,123	14,405	14,694	14,987	15,287	15,593
Pres	OP:	930	793									
	OT:	13,448	13,371	13,236	13,428	13,704	14,036	14,319	14,607	14,898	15,196	15,500
Reest -	BA:	0	-258	-642	-879	-1,057	-1,191	-1,382	-1,568	-1,769	-1,969	-2,179
Mar15	OP:	0	0									
	OT:	0	-238	-604	-838	-1,013	-1,143	-1,326	-1,505	-1,699	-1,892	-2,094
Reest -	BA:	0	0	0	0	0	0	0	0	0	0	0
Orig	OP:	-375	-161									
	OT:	-667	-453	-399	-404	-412	-421	-430	-439	-448	-457	-466



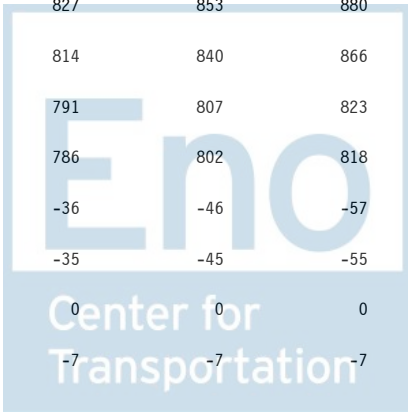
Sorted by FUNC, SFUN, TID, SUB
 (amounts in millions)

		2015	2016	2017	2018	2019	2020	2021	2022	2023	2024	2025
NATIONAL DEFENSE (050)												
Reserve personnel, Marine Corps												
017 1108 0 1 051 AA01 DE DE 01 0												
Appropriation												
Pres 16	BA:	660	706	715	729	744	760	775	791	807	823	839
Reest	OP:	34	33									
	OT:	652	694	705	718	733	748	763	779	795	811	826
Mar 15	BA:	660	678	699	722	746	771	795	821	847	873	900
Base	OP:	34	33									
	OT:	652	668	688	711	734	759	782	808	834	859	886
Orig	BA:	660	706	715	729	744	760	775	791	807	823	839
Pres	OP:	57	40									
	OT:	674	700	711	725	740	756	771	786	802	818	833
Reest -	BA:	0	28	16	7	-2	-11	-20	-30	-40	-50	-61
Mar15	OP:	0	0									
	OT:	0	26	17	7	-1	-11	-19	-29	-39	-48	-60
Reest -	BA:	0	0	0	0	0	0	0	0	0	0	0
Orig	OP:	-23	-7									
	OT:	-22	-6	-6	-7	-7	-8	-8	-7	-7	-7	-7
017 1108 0 1 051 AA02 DE DE 01 War16												
Appropriation												
Pres 16	BA:	0	3	0	0	0	0	0	0	0	0	0
Reest	OP:	0	0									
	OT:	0	3	0	0	0	0	0	0	0	0	0
Mar 15	BA:	0	0	0	0	0	0	0	0	0	0	0
Base	OP:	0	0									
	OT:	0	0	0	0	0	0	0	0	0	0	0
Orig	BA:	0	3	0	0	0	0	0	0	0	0	0
Pres	OP:	0	0									
	OT:	0	3	0	0	0	0	0	0	0	0	0
Reest -	BA:	0	3	0	0	0	0	0	0	0	0	0
Mar15	OP:	0	0									
	OT:	0	3	0	0	0	0	0	0	0	0	0
Reest -	BA:	0	0	0	0	0	0	0	0	0	0	0
Orig	OP:	0	0									
	OT:	0	0	0	0	0	0	0	0	0	0	0



Sorted by FUNC, SFUN, TID, SUB
 (amounts in millions)

		2015	2016	2017	2018	2019	2020	2021	2022	2023	2024	2025
NATIONAL DEFENSE (050)												
017 1108 0 1 051 AA03 DE DE 01 0 WAR15												
Appropriation												
Pres 16	BA:	5	0	0	0	0	0	0	0	0	0	0
Reest	OP:	0	0									
	OT:	5	0	0	0	0	0	0	0	0	0	0
Mar 15	BA:	5	5	5	5	6	6	6	6	6	7	7
Base	OP:	0	0									
	OT:	5	5	5	5	6	6	6	6	6	7	7
Orig	BA:	5	0	0	0	0	0	0	0	0	0	0
Pres	OP:	0	0									
	OT:	5	0	0	0	0	0	0	0	0	0	0
Reest -	BA:	0	-5	-5	-5	-6	-6	-6	-6	-6	-7	-7
Mar15	OP:	0	0									
	OT:	0	-5	-5	-5	-6	-6	-6	-6	-6	-7	-7
Reest -	BA:	0	0	0	0	0	0	0	0	0	0	0
Orig	OP:	0	0									
	OT:	0	0	0	0	0	0	0	0	0	0	0
Account Total for Reserve personnel, Marine Corps												
Pres 16	BA:	665	709	715	729	744	760	775	791	807	823	839
Reest	OP:	34	33									
	OT:	657	697	705	718	733	748	763	779	795	811	826
Mar 15	BA:	665	683	704	727	752	777	801	827	853	880	907
Base	OP:	34	33									
	OT:	657	673	693	716	740	765	788	814	840	866	893
Orig	BA:	665	709	715	729	744	760	775	791	807	823	839
Pres	OP:	57	40						786	802	818	833
	OT:	679	703	711	725	740	756	771	786	802	818	833
Reest -	BA:	0	26	11	2	-8	-17	-26	-36	-46	-57	-68
Mar15	OP:	0	0									
	OT:	0	24	12	2	-7	-17	-25	-35	-45	-55	-67
Reest -	BA:	0	0	0	0	0	0	0	0	0	0	0
Orig	OP:	-23	-7									
	OT:	-22	-6	-6	-7	-7	-8	-8	-7	-7	-7	-7



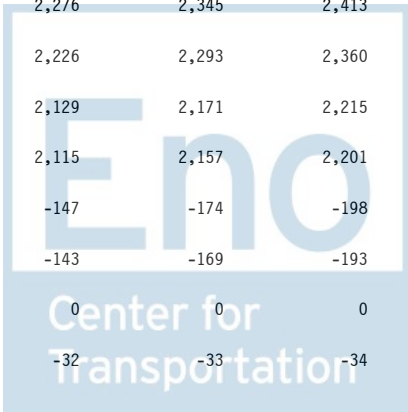
Sorted by FUNC, SFUN, TID, SUB
 (amounts in millions)

		2015	2016	2017	2018	2019	2020	2021	2022	2023	2024	2025
NATIONAL DEFENSE (050)												
Reserve personnel, Navy												
017 1405 0 1 051 AA01 DE DE 01 0												
Appropriation												
Pres 16	BA:	1,836	1,885	1,919	1,964	2,006	2,046	2,087	2,129	2,171	2,215	2,259
Reest	OP:	131	133									
	OT:	1,798	1,845	1,878	1,921	1,963	2,002	2,042	2,083	2,124	2,167	2,211
Mar 15	BA:	1,836	1,884	1,939	1,999	2,062	2,127	2,192	2,259	2,327	2,395	2,466
Base	OP:	131	133									
	OT:	1,798	1,844	1,896	1,955	2,016	2,080	2,143	2,209	2,275	2,342	2,411
Orig	BA:	1,836	1,885	1,919	1,964	2,006	2,046	2,087	2,129	2,171	2,215	2,259
Pres	OP:	122	129									
	OT:	1,820	1,873	1,907	1,951	1,993	2,033	2,073	2,115	2,157	2,201	2,245
Reest -	BA:	0	1	-20	-35	-56	-81	-105	-130	-156	-180	-207
Mar15	OP:	0	0									
	OT:	0	1	-18	-34	-53	-78	-101	-126	-151	-175	-200
Reest -	BA:	0	0	0	0	0	0	0	0	0	0	0
Orig	OP:	9	4									
	OT:	-22	-28	-29	-30	-30	-31	-31	-32	-33	-34	-34
017 1405 0 1 051 AA02 DE DE 01 War16												
Appropriation												
Pres 16	BA:	0	13	0	0	0	0	0	0	0	0	0
Reest	OP:	0	0									
	OT:	0	12	1	0	0	0	0	0	0	0	0
Mar 15	BA:	0	0	0	0	0	0	0	0	0	0	0
Base	OP:	0	0									
	OT:	0	0	0	0	0	0	0	0	0	0	0
Orig	BA:	0	13	0	0	0	0	0	0	0	0	0
Pres	OP:	0	0									
	OT:	0	12	1	0	0	0	0	0	0	0	0
Reest -	BA:	0	13	0	0	0	0	0	0	0	0	0
Mar15	OP:	0	0									
	OT:	0	12	1	0	0	0	0	0	0	0	0
Reest -	BA:	0	0	0	0	0	0	0	0	0	0	0
Orig	OP:	0	0									
	OT:	0	0	0	0	0	0	0	0	0	0	0




Sorted by FUNC, SFUN, TID, SUB
 (amounts in millions)

		2015	2016	2017	2018	2019	2020	2021	2022	2023	2024	2025
NATIONAL DEFENSE (050)												
017 1405 0 1 051 AA03 DE DE 01 0 WAR15												
Appropriation												
Pres 16	BA:	14	0	0	0	0	0	0	0	0	0	0
Reest	OP:	0	1									
	OT:	13	1	0	0	0	0	0	0	0	0	0
Mar 15	BA:	14	14	15	15	16	16	17	17	18	18	19
Base	OP:	0	1									
	OT:	13	14	15	15	16	16	17	17	18	18	19
Orig	BA:	14	0	0	0	0	0	0	0	0	0	0
Pres	OP:	0	1									
	OT:	13	1	0	0	0	0	0	0	0	0	0
Reest -	BA:	0	-14	-15	-15	-16	-16	-17	-17	-18	-18	-19
Mar15	OP:	0	0									
	OT:	0	-13	-15	-15	-16	-16	-17	-17	-18	-18	-19
Reest -	BA:	0	0	0	0	0	0	0	0	0	0	0
Orig	OP:	0	0									
	OT:	0	0	0	0	0	0	0	0	0	0	0
Account Total for Reserve personnel, Navy												
Pres 16	BA:	1,850	1,898	1,919	1,964	2,006	2,046	2,087	2,129	2,171	2,215	2,259
Reest	OP:	131	134									
	OT:	1,811	1,858	1,879	1,921	1,963	2,002	2,042	2,083	2,124	2,167	2,211
Mar 15	BA:	1,850	1,898	1,954	2,014	2,078	2,143	2,209	2,276	2,345	2,413	2,485
Base	OP:	131	134									
	OT:	1,811	1,858	1,911	1,970	2,032	2,096	2,160	2,226	2,293	2,360	2,430
Orig	BA:	1,850	1,898	1,919	1,964	2,006	2,046	2,087	2,129	2,171	2,215	2,259
Pres	OP:	122	130									
	OT:	1,833	1,886	1,908	1,951	1,993	2,033	2,073	2,115	2,157	2,201	2,245
Reest -	BA:	0	0	-35	-50	-72	-97	-122	-147	-174	-198	-226
Mar15	OP:	0	0									
	OT:	0	0	-32	-49	-69	-94	-118	-143	-169	-193	-219
Reest -	BA:	0	0	0	0	0	0	0	0	0	0	0
Orig	OP:	9	4									
	OT:	-22	-28	-29	-30	-30	-31	-31	-32	-33	-34	-34



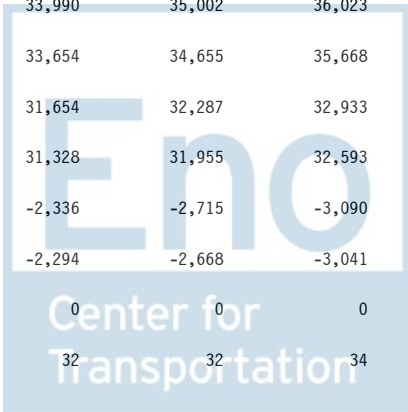
Sorted by FUNC, SFUN, TID, SUB
 (amounts in millions)

		2015	2016	2017	2018	2019	2020	2021	2022	2023	2024	2025
NATIONAL DEFENSE (050)												
Military personnel, Navy												
017 1453 0 1 051 AA01 DE DE 01 0												
Appropriation												
Pres 16	BA:	27,453	28,262	28,210	28,875	29,680	30,425	31,034	31,654	32,287	32,933	33,592
Reest	OP:	1,832	1,812									
	OT:	27,253	27,983	27,988	28,600	29,389	30,132	30,746	31,360	31,987	32,627	33,280
Mar 15	BA:	27,453	28,105	28,894	29,784	30,711	31,666	32,620	33,584	34,584	35,593	36,640
Base	OP:	1,832	1,812									
	OT:	27,253	27,837	28,611	29,487	30,404	31,350	32,296	33,252	34,241	35,242	36,278
Orig	BA:	27,453	28,262	28,210	28,875	29,680	30,425	31,034	31,654	32,287	32,933	33,592
Pres	OP:	1,446	1,592									
	OT:	27,526	28,441	27,944	28,573	29,365	30,106	30,714	31,328	31,955	32,593	33,245
Reest -	BA:	0	157	-684	-909	-1,031	-1,241	-1,586	-1,930	-2,297	-2,660	-3,048
Mar15	OP:	0	0									
	OT:	0	146	-623	-887	-1,015	-1,218	-1,550	-1,892	-2,254	-2,615	-2,998
Reest -	BA:	0	0	0	0	0	0	0	0	0	0	0
Orig	OP:	386	220									
	OT:	-273	-458	44	27	24	26	32	32	32	34	35
017 1453 0 1 051 AA02 DE DE 01 War16												
Appropriation												
Pres 16	BA:	0	251	0	0	0	0	0	0	0	0	0
Reest	OP:	0	0									
	OT:	0	232	17	0	0	0	0	0	0	0	0
Mar 15	BA:	0	0	0	0	0	0	0	0	0	0	0
Base	OP:	0	0									
	OT:	0	0	0	0	0	0	0	0	0	0	0
Orig	BA:	0	251	0	0	0	0	0	0	0	0	0
Pres	OP:	0	0									
	OT:	0	238	10	0	0	0	0	0	0	0	0
Reest -	BA:	0	251	0	0	0	0	0	0	0	0	0
Mar15	OP:	0	0									
	OT:	0	232	17	0	0	0	0	0	0	0	0
Reest -	BA:	0	0	0	0	0	0	0	0	0	0	0
Orig	OP:	0	0									
	OT:	0	-6	7	0	0	0	0	0	0	0	0




Sorted by FUNC, SFUN, TID, SUB
 (amounts in millions)

		2015	2016	2017	2018	2019	2020	2021	2022	2023	2024	2025
NATIONAL DEFENSE (050)												
017 1453 0 1 051 AA05 DE DE 01 0 WAR15												
Appropriation												
Pres 16	BA:	332	0	0	0	0	0	0	0	0	0	0
Reest	OP:	0	22									
	OT:	307	22	0	0	0	0	0	0	0	0	0
Mar 15	BA:	332	340	349	360	371	383	394	406	418	430	443
Base	OP:	0	22									
	OT:	307	337	346	356	367	379	390	402	414	426	439
Orig	BA:	332	0	0	0	0	0	0	0	0	0	0
Pres	OP:	0	13									
	OT:	315	13	0	0	0	0	0	0	0	0	0
Reest -	BA:	0	-340	-349	-360	-371	-383	-394	-406	-418	-430	-443
Mar15	OP:	0	0									
	OT:	0	-315	-346	-356	-367	-379	-390	-402	-414	-426	-439
Reest -	BA:	0	0	0	0	0	0	0	0	0	0	0
Orig	OP:	0	9									
	OT:	-8	9	0	0	0	0	0	0	0	0	0
Account Total for Military personnel, Navy												
Pres 16	BA:	27,785	28,513	28,210	28,875	29,680	30,425	31,034	31,654	32,287	32,933	33,592
Reest	OP:	1,832	1,834									
	OT:	27,560	28,237	28,005	28,600	29,389	30,132	30,746	31,360	31,987	32,627	33,280
Mar 15	BA:	27,785	28,445	29,243	30,144	31,082	32,049	33,014	33,990	35,002	36,023	37,083
Base	OP:	1,832	1,834									
	OT:	27,560	28,174	28,957	29,843	30,771	31,729	32,686	33,654	34,655	35,668	36,717
Orig	BA:	27,785	28,513	28,210	28,875	29,680	30,425	31,034	31,654	32,287	32,933	33,592
Pres	OP:	1,446	1,605									
	OT:	27,841	28,692	27,954	28,573	29,365	30,106	30,714	31,328	31,955	32,593	33,245
Reest -	BA:	0	68	-1,033	-1,269	-1,402	-1,624	-1,980	-2,336	-2,715	-3,090	-3,491
Mar15	OP:	0	0									
	OT:	0	63	-952	-1,243	-1,382	-1,597	-1,940	-2,294	-2,668	-3,041	-3,437
Reest -	BA:	0	0	0	0	0	0	0	0	0	0	0
Orig	OP:	386	229									
	OT:	-281	-455	51	27	24	26	32	32	32	34	35



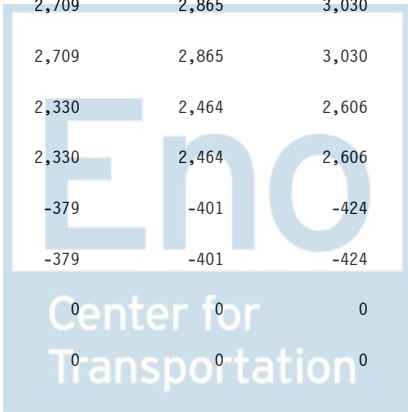
Sorted by FUNC, SFUN, TID, SUB
 (amounts in millions)

		2015	2016	2017	2018	2019	2020	2021	2022	2023	2024	2025
NATIONAL DEFENSE (050)												
Medicare-Eligible retiree health fund contribution, Army												
021 1004 0 1 051 AA01 DE DE 01 A DODACC												
Appropriation												
Pres 16	BA:	1,996	1,890	1,944	1,992	2,084	2,203	2,330	2,464	2,605	2,755	2,914
Reest	OP:	0	0									
	OT:	1,996	1,890	1,944	1,992	2,084	2,203	2,330	2,464	2,605	2,755	2,914
Mar 15	BA:	1,996	1,890	2,049	2,166	2,291	2,423	2,562	2,709	2,865	3,030	3,204
Base	OP:	0	0									
	OT:	1,996	1,890	2,049	2,166	2,291	2,423	2,562	2,709	2,865	3,030	3,204
Orig	BA:	1,996	1,890	1,944	1,992	2,084	2,203	2,330	2,464	2,605	2,755	2,914
Pres	OP:	0	0									
	OT:	1,996	1,890	1,944	1,992	2,084	2,203	2,330	2,464	2,605	2,755	2,914
Reest -	BA:	0	0	-105	-174	-207	-220	-232	-245	-260	-275	-290
Mar15	OP:	0	0									
	OT:	0	0	-105	-174	-207	-220	-232	-245	-260	-275	-290
Reest -	BA:	0	0	0	0	0	0	0	0	0	0	0
Orig	OP:	0	0									
	OT:	0	0	0	0	0	0	0	0	0	0	0
021 1004 0 1 051 AA03 DE DE 01 A DODACC WAR15												
Appropriation												
Pres 16	BA:	51	0	0	0	0	0	0	0	0	0	0
Reest	OP:	0	0									
	OT:	51	0	0	0	0	0	0	0	0	0	0
Mar 15	BA:	51	0	0	0	0	0	0	0	0	0	0
Base	OP:	0	0									
	OT:	51	0	0	0	0	0	0	0	0	0	0
Orig	BA:	51	0	0	0	0	0	0	0	0	0	0
Pres	OP:	0	0									
	OT:	51	0	0	0	0	0	0	0	0	0	0
Reest -	BA:	0	0	0	0	0	0	0	0	0	0	0
Mar15	OP:	0	0									
	OT:	0	0	0	0	0	0	0	0	0	0	0
Reest -	BA:	0	0	0	0	0	0	0	0	0	0	0
Orig	OP:	0	0									
	OT:	0	0	0	0	0	0	0	0	0	0	0



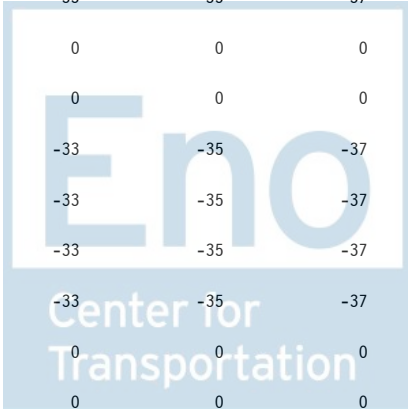
Sorted by FUNC, SFUN, TID, SUB
 (amounts in millions)

		2015	2016	2017	2018	2019	2020	2021	2022	2023	2024	2025
NATIONAL DEFENSE (050)												
021 1004 0 1 051 AC01 DE DE 01 DODACC												
Appropriation - Existing Law Change												
Pres 16	BA:	0	0	-107	-109	-113	-119	-126	-134	-141	-149	-158
Reest	OP:	0	0									
	OT:	0	0	-107	-109	-113	-119	-126	-134	-141	-149	-158
Mar 15	BA:	0	0	0	0	0	0	0	0	0	0	0
Base	OP:	0	0									
	OT:	0	0	0	0	0	0	0	0	0	0	0
Orig	BA:	0	-104	-107	-109	-113	-119	-126	-134	-141	-149	-158
Pres	OP:	0	0									
	OT:	0	-104	-107	-109	-113	-119	-126	-134	-141	-149	-158
Reest -	BA:	0	0	-107	-109	-113	-119	-126	-134	-141	-149	-158
Mar15	OP:	0	0									
	OT:	0	0	-107	-109	-113	-119	-126	-134	-141	-149	-158
Reest -	BA:	0	104	0	0	0	0	0	0	0	0	0
Orig	OP:	0	0									
	OT:	0	104	0	0	0	0	0	0	0	0	0
Account Total for Medicare-Eligible retiree health fund contribution, Army												
Pres 16	BA:	2,047	1,890	1,837	1,883	1,971	2,084	2,204	2,330	2,464	2,606	2,756
Reest	OP:	0	0									
	OT:	2,047	1,890	1,837	1,883	1,971	2,084	2,204	2,330	2,464	2,606	2,756
Mar 15	BA:	2,047	1,890	2,049	2,166	2,291	2,423	2,562	2,709	2,865	3,030	3,204
Base	OP:	0	0									
	OT:	2,047	1,890	2,049	2,166	2,291	2,423	2,562	2,709	2,865	3,030	3,204
Orig	BA:	2,047	1,786	1,837	1,883	1,971	2,084	2,204	2,330	2,464	2,606	2,756
Pres	OP:	0	0									
	OT:	2,047	1,786	1,837	1,883	1,971	2,084	2,204	2,330	2,464	2,606	2,756
Reest -	BA:	0	0	-212	-283	-320	-339	-358	-379	-401	-424	-448
Mar15	OP:	0	0									
	OT:	0	0	-212	-283	-320	-339	-358	-379	-401	-424	-448
Reest -	BA:	0	104	0	0	0	0	0	0	0	0	0
Orig	OP:	0	0									
	OT:	0	104	0	0	0	0	0	0	0	0	0



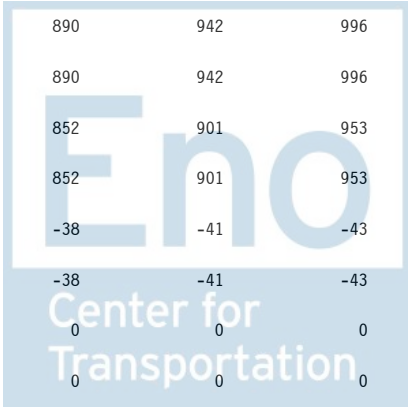
Sorted by FUNC, SFUN, TID, SUB
 (amounts in millions)

		2015	2016	2017	2018	2019	2020	2021	2022	2023	2024	2025
NATIONAL DEFENSE (050)												
Medicare-Eligible Retiree Health Fund, Reserves, Army												
021 1005 0 1 051 AA01 DE DE 01 A DODACC												
Appropriation												
Pres 16	BA:	395	358	373	392	415	439	464	490	519	548	580
Reest	OP:	0	0									
	OT:	395	358	373	392	415	439	464	490	519	548	580
Mar 15	BA:	395	358	384	406	429	454	480	507	537	568	600
Base	OP:	0	0									
	OT:	395	358	384	406	429	454	480	507	537	568	600
Orig	BA:	395	358	373	392	415	439	464	490	519	548	580
Pres	OP:	0	0									
	OT:	395	358	373	392	415	439	464	490	519	548	580
Reest -	BA:	0	0	-11	-14	-14	-15	-16	-17	-18	-20	-20
Mar15	OP:	0	0									
	OT:	0	0	-11	-14	-14	-15	-16	-17	-18	-20	-20
Reest -	BA:	0	0	0	0	0	0	0	0	0	0	0
Orig	OP:	0	0									
	OT:	0	0	0	0	0	0	0	0	0	0	0
021 1005 0 1 051 AC01 DE DE 01 DODACC												
Appropriation - Existing Law Change												
Pres 16	BA:	0	0	-25	-26	-28	-30	-31	-33	-35	-37	-40
Reest	OP:	0	0									
	OT:	0	0	-25	-26	-28	-30	-31	-33	-35	-37	-40
Mar 15	BA:	0	0	0	0	0	0	0	0	0	0	0
Base	OP:	0	0									
	OT:	0	0	0	0	0	0	0	0	0	0	0
Orig	BA:	0	-24	-25	-26	-28	-30	-31	-33	-35	-37	-40
Pres	OP:	0	0									
	OT:	0	-24	-25	-26	-28	-30	-31	-33	-35	-37	-40
Reest -	BA:	0	0	-25	-26	-28	-30	-31	-33	-35	-37	-40
Mar15	OP:	0	0									
	OT:	0	0	-25	-26	-28	-30	-31	-33	-35	-37	-40
Reest -	BA:	0	24	0	0	0	0	0	0	0	0	0
Orig	OP:	0	0									
	OT:	0	24	0	0	0	0	0	0	0	0	0



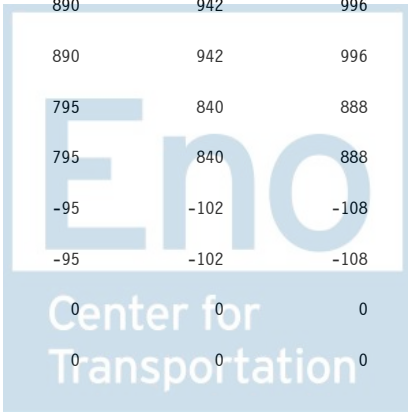
Sorted by FUNC, SFUN, TID, SUB
 (amounts in millions)

		2015	2016	2017	2018	2019	2020	2021	2022	2023	2024	2025
NATIONAL DEFENSE (050)												
Account Total for Medicare-Eligible Retiree Health Fund, Reserves, Army												
Pres 16	BA:	395	358	348	366	387	409	433	457	484	511	540
Reest	OP:	0	0									
	OT:	395	358	348	366	387	409	433	457	484	511	540
Mar 15	BA:	395	358	384	406	429	454	480	507	537	568	600
Base	OP:	0	0									
	OT:	395	358	384	406	429	454	480	507	537	568	600
Orig	BA:	395	334	348	366	387	409	433	457	484	511	540
Pres	OP:	0	0									
	OT:	395	334	348	366	387	409	433	457	484	511	540
Reest -	BA:	0	0	-36	-40	-42	-45	-47	-50	-53	-57	-60
Mar15	OP:	0	0									
	OT:	0	0	-36	-40	-42	-45	-47	-50	-53	-57	-60
Reest -	BA:	0	24	0	0	0	0	0	0	0	0	0
Orig	OP:	0	0									
	OT:	0	24	0	0	0	0	0	0	0	0	0
Medicare-Eligible retiree health fund contribution, National Gua												
021 1006 0 1 051 AA01 DE DE 01 A DODACC												
Appropriation												
Pres 16	BA:	689	631	651	681	721	762	806	852	901	953	1,008
Reest	OP:	0	0									
	OT:	689	631	651	681	721	762	806	852	901	953	1,008
Mar 15	BA:	689	631	673	712	753	796	842	890	942	996	1,053
Base	OP:	0	0									
	OT:	689	631	673	712	753	796	842	890	942	996	1,053
Orig	BA:	689	631	651	681	721	762	806	852	901	953	1,008
Pres	OP:	0	0									
	OT:	689	631	651	681	721	762	806	852	901	953	1,008
Reest -	BA:	0	0	-22	-31	-32	-34	-36	-38	-41	-43	-45
Mar15	OP:	0	0									
	OT:	0	0	-22	-31	-32	-34	-36	-38	-41	-43	-45
Reest -	BA:	0	0	0	0	0	0	0	0	0	0	0
Orig	OP:	0	0									
	OT:	0	0	0	0	0	0	0	0	0	0	0




Sorted by FUNC, SFUN, TID, SUB
 (amounts in millions)

		2015	2016	2017	2018	2019	2020	2021	2022	2023	2024	2025
NATIONAL DEFENSE (050)												
021 1006 0 1 051 AC01 DE DE 01 DODACC												
Appropriation - Existing Law Change												
Pres 16	BA:	0	0	-45	-47	-49	-51	-55	-57	-61	-65	-68
Reest	OP:	0	0									
	OT:	0	0	-45	-47	-49	-51	-55	-57	-61	-65	-68
Mar 15	BA:	0	0	0	0	0	0	0	0	0	0	0
Base	OP:	0	0									
	OT:	0	0	0	0	0	0	0	0	0	0	0
Orig	BA:	0	-44	-45	-47	-49	-51	-55	-57	-61	-65	-68
Pres	OP:	0	0									
	OT:	0	-44	-45	-47	-49	-51	-55	-57	-61	-65	-68
Reest -	BA:	0	0	-45	-47	-49	-51	-55	-57	-61	-65	-68
Mar15	OP:	0	0									
	OT:	0	0	-45	-47	-49	-51	-55	-57	-61	-65	-68
Reest -	BA:	0	44	0	0	0	0	0	0	0	0	0
Orig	OP:	0	0									
	OT:	0	44	0	0	0	0	0	0	0	0	0
Account Total for Medicare-Eligible retiree health fund contribution, National Gua												
Pres 16	BA:	689	631	606	634	672	711	751	795	840	888	940
Reest	OP:	0	0									
	OT:	689	631	606	634	672	711	751	795	840	888	940
Mar 15	BA:	689	631	673	712	753	796	842	890	942	996	1,053
Base	OP:	0	0									
	OT:	689	631	673	712	753	796	842	890	942	996	1,053
Orig	BA:	689	587	606	634	672	711	751	795	840	888	940
Pres	OP:	0	0									
	OT:	689	587	606	634	672	711	751	795	840	888	940
Reest -	BA:	0	0	-67	-78	-81	-85	-91	-95	-102	-108	-113
Mar15	OP:	0	0									
	OT:	0	0	-67	-78	-81	-85	-91	-95	-102	-108	-113
Reest -	BA:	0	44	0	0	0	0	0	0	0	0	0
Orig	OP:	0	0									
	OT:	0	44	0	0	0	0	0	0	0	0	0



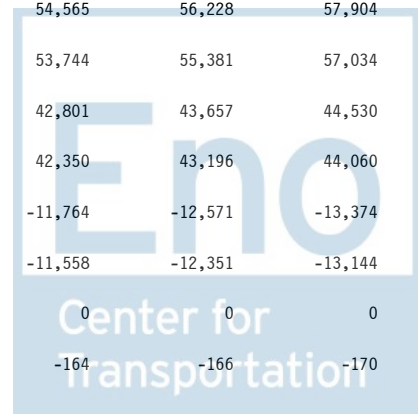
Sorted by FUNC, SFUN, TID, SUB
 (amounts in millions)

		2015	2016	2017	2018	2019	2020	2021	2022	2023	2024	2025
NATIONAL DEFENSE (050)												
Military personnel, Army												
021 2010 0 1 051 AA01 DE DE 01 0												
Appropriation												
Pres 16	BA:	41,116	41,131	40,866	40,251	40,340	41,139	41,962	42,801	43,657	44,530	45,421
Reest	OP:	3,635	3,285									
	OT:	41,338	41,002	40,353	39,771	39,809	40,548	41,359	42,186	43,030	43,890	44,768
Mar 15	BA:	41,116	42,120	43,336	44,706	46,135	47,605	49,075	50,556	52,097	53,650	55,262
Base	OP:	3,635	3,285									
	OT:	41,338	41,909	42,688	44,029	45,435	46,883	48,334	49,795	51,312	52,844	54,431
Orig	BA:	41,116	41,131	40,866	40,251	40,340	41,139	41,962	42,801	43,657	44,530	45,421
Pres	OP:	4,494	2,937									
	OT:	43,019	41,477	40,491	39,902	39,953	40,705	41,519	42,350	43,196	44,060	44,941
Reest -	BA:	0	-989	-2,470	-4,455	-5,795	-6,466	-7,113	-7,755	-8,440	-9,120	-9,841
Mar15	OP:	0	0									
	OT:	0	-907	-2,335	-4,258	-5,626	-6,335	-6,975	-7,609	-8,282	-8,954	-9,663
Reest -	BA:	0	0	0	0	0	0	0	0	0	0	0
Orig	OP:	-859	348									
	OT:	-1,681	-475	-138	-131	-144	-157	-160	-164	-166	-170	-173
021 2010 0 1 051 AA02 DE DE 01 War16												
Appropriation												
Pres 16	BA:	0	1,828	0	0	0	0	0	0	0	0	0
Reest	OP:	0	0									
	OT:	0	1,676	128	0	0	0	0	0	0	0	0
Mar 15	BA:	0	0	0	0	0	0	0	0	0	0	0
Base	OP:	0	0									
	OT:	0	0	0	0	0	0	0	0	0	0	0
Orig	BA:	0	1,829	0	0	0	0	0	0	0	0	0
Pres	OP:	0	0									
	OT:	0	1,714	97	1	0	0	0	0	0	0	0
Reest -	BA:	0	1,828	0	0	0	0	0	0	0	0	0
Mar15	OP:	0	0									
	OT:	0	1,676	128	0	0	0	0	0	0	0	0
Reest -	BA:	0	-1	0	0	0	0	0	0	0	0	0
Orig	OP:	0	0									
	OT:	0	-38	31	-1	0	0	0	0	0	0	0




Sorted by FUNC, SFUN, TID, SUB
 (amounts in millions)

		2015	2016	2017	2018	2019	2020	2021	2022	2023	2024	2025
NATIONAL DEFENSE (050)												
021 2010 0 1 051 AA03 DE DE 01 0 WAR15												
Appropriation												
Pres 16	BA:	3,260	0	0	0	0	0	0	0	0	0	0
Reest	OP:	0	228									
	OT:	2,989	228	0	0	0	0	0	0	0	0	0
Mar 15	BA:	3,260	3,340	3,436	3,545	3,658	3,774	3,891	4,009	4,131	4,254	4,382
Base	OP:	0	228									
	OT:	2,989	3,291	3,385	3,491	3,603	3,717	3,832	3,949	4,069	4,190	4,316
Orig	BA:	3,260	0	0	0	0	0	0	0	0	0	0
Pres	OP:	0	173									
	OT:	3,055	173	2	0	0	0	0	0	0	0	0
Reest -	BA:	0	-3,340	-3,436	-3,545	-3,658	-3,774	-3,891	-4,009	-4,131	-4,254	-4,382
Mar15	OP:	0	0									
	OT:	0	-3,063	-3,385	-3,491	-3,603	-3,717	-3,832	-3,949	-4,069	-4,190	-4,316
Reest -	BA:	0	0	0	0	0	0	0	0	0	0	0
Orig	OP:	0	55									
	OT:	-66	55	-2	0	0	0	0	0	0	0	0
Account Total for Military personnel, Army												
Pres 16	BA:	44,376	42,959	40,866	40,251	40,340	41,139	41,962	42,801	43,657	44,530	45,421
Reest	OP:	3,635	3,513									
	OT:	44,327	42,906	40,481	39,771	39,809	40,548	41,359	42,186	43,030	43,890	44,768
Mar 15	BA:	44,376	45,460	46,772	48,251	49,793	51,379	52,966	54,565	56,228	57,904	59,644
Base	OP:	3,635	3,513									
	OT:	44,327	45,200	46,073	47,520	49,038	50,600	52,166	53,744	55,381	57,034	58,747
Orig	BA:	44,376	42,960	40,866	40,251	40,340	41,139	41,962	42,801	43,657	44,530	45,421
Pres	OP:	4,494	3,110									
	OT:	46,074	43,364	40,590	39,903	39,953	40,705	41,519	42,350	43,196	44,060	44,941
Reest -	BA:	0	-2,501	-5,906	-8,000	-9,453	-10,240	-11,004	-11,764	-12,571	-13,374	-14,223
Mar15	OP:	0	0									
	OT:	0	-2,294	-5,592	-7,749	-9,229	-10,052	-10,807	-11,558	-12,351	-13,144	-13,979
Reest -	BA:	0	-1	0	0	0	0	0	0	0	0	0
Orig	OP:	-859	403									
	OT:	-1,747	-458	-109	-132	-144	-157	-160	-164	-166	-170	-173



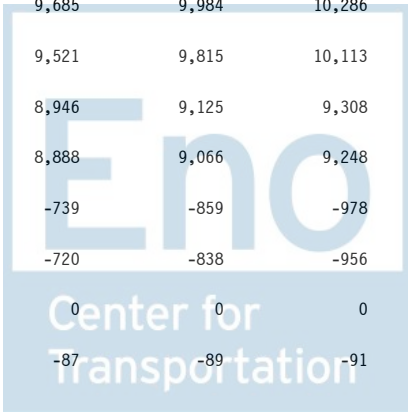
Sorted by FUNC, SFUN, TID, SUB
 (amounts in millions)

		2015	2016	2017	2018	2019	2020	2021	2022	2023	2024	2025
NATIONAL DEFENSE (050)												
National Guard personnel, Army												
021 2060 0 1 051 AA01 DE DE 01 0												
Appropriation												
Pres 16	BA:	7,644	7,942	8,062	8,297	8,465	8,599	8,771	8,946	9,125	9,308	9,494
Reest	OP:	474	454									
	OT:	7,552	7,808	7,933	8,158	8,327	8,461	8,629	8,801	8,977	9,157	9,340
Mar 15	BA:	7,644	7,852	8,090	8,350	8,622	8,901	9,181	9,468	9,761	10,056	10,363
Base	OP:	474	454									
	OT:	7,552	7,725	7,954	8,208	8,476	8,750	9,026	9,308	9,596	9,887	10,188
Orig	BA:	7,644	7,942	8,062	8,297	8,465	8,599	8,771	8,946	9,125	9,308	9,494
Pres	OP:	1,134	596									
	OT:	8,144	7,878	8,012	8,237	8,409	8,545	8,714	8,888	9,066	9,248	9,432
Reest -	BA:	0	90	-28	-53	-157	-302	-410	-522	-636	-748	-869
Mar15	OP:	0	0									
	OT:	0	83	-21	-50	-149	-289	-397	-507	-619	-730	-848
Reest -	BA:	0	0	0	0	0	0	0	0	0	0	0
Orig	OP:	-660	-142									
	OT:	-592	-70	-79	-79	-82	-84	-85	-87	-89	-91	-92
021 2060 0 1 051 AA02 DE DE 01 War16												
Appropriation												
Pres 16	BA:	0	166	0	0	0	0	0	0	0	0	0
Reest	OP:	0	0									
	OT:	0	154	9	0	0	0	0	0	0	0	0
Mar 15	BA:	0	0	0	0	0	0	0	0	0	0	0
Base	OP:	0	0									
	OT:	0	0	0	0	0	0	0	0	0	0	0
Orig	BA:	0	166	0	0	0	0	0	0	0	0	0
Pres	OP:	0	0									
	OT:	0	151	14	0	0	0	0	0	0	0	0
Reest -	BA:	0	166	0	0	0	0	0	0	0	0	0
Mar15	OP:	0	0									
	OT:	0	154	9	0	0	0	0	0	0	0	0
Reest -	BA:	0	0	0	0	0	0	0	0	0	0	0
Orig	OP:	0	0									
	OT:	0	3	-5	0	0	0	0	0	0	0	0



Sorted by FUNC, SFUN, TID, SUB
 (amounts in millions)

		2015	2016	2017	2018	2019	2020	2021	2022	2023	2024	2025
NATIONAL DEFENSE (050)												
021 2060 0 1 051 AA03 DE DE 01 0 WAR15												
Appropriation												
Pres 16	BA:	175	0	0	0	0	0	0	0	0	0	0
Reest	OP:	0	10									
	OT:	162	10	0	0	0	0	0	0	0	0	0
Mar 15	BA:	175	180	185	191	197	204	210	217	223	230	237
Base	OP:	0	10									
	OT:	162	177	182	188	194	201	206	213	219	226	233
Orig	BA:	175	0	0	0	0	0	0	0	0	0	0
Pres	OP:	0	14									
	OT:	160	14	0	0	0	0	0	0	0	0	0
Reest -	BA:	0	-180	-185	-191	-197	-204	-210	-217	-223	-230	-237
Mar15	OP:	0	0									
	OT:	0	-167	-182	-188	-194	-201	-206	-213	-219	-226	-233
Reest -	BA:	0	0	0	0	0	0	0	0	0	0	0
Orig	OP:	0	-4									
	OT:	2	-4	0	0	0	0	0	0	0	0	0
Account Total for National Guard personnel, Army												
Pres 16	BA:	7,819	8,108	8,062	8,297	8,465	8,599	8,771	8,946	9,125	9,308	9,494
Reest	OP:	474	464									
	OT:	7,714	7,972	7,942	8,158	8,327	8,461	8,629	8,801	8,977	9,157	9,340
Mar 15	BA:	7,819	8,032	8,275	8,541	8,819	9,105	9,391	9,685	9,984	10,286	10,600
Base	OP:	474	464									
	OT:	7,714	7,902	8,136	8,396	8,670	8,951	9,232	9,521	9,815	10,113	10,421
Orig	BA:	7,819	8,108	8,062	8,297	8,465	8,599	8,771	8,946	9,125	9,308	9,494
Pres	OP:	1,134	610									
	OT:	8,304	8,043	8,026	8,237	8,409	8,545	8,714	8,888	9,066	9,248	9,432
Reest -	BA:	0	76	-213	-244	-354	-506	-620	-739	-859	-978	-1,106
Mar15	OP:	0	0									
	OT:	0	70	-194	-238	-343	-490	-603	-720	-838	-956	-1,081
Reest -	BA:	0	0	0	0	0	0	0	0	0	0	0
Orig	OP:	-660	-146									
	OT:	-590	-71	-84	-79	-82	-84	-85	-87	-89	-91	-92



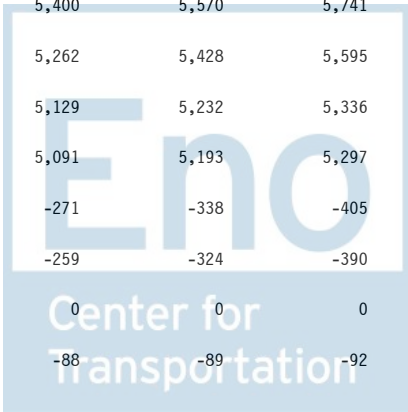
Sorted by FUNC, SFUN, TID, SUB
 (amounts in millions)

		2015	2016	2017	2018	2019	2020	2021	2022	2023	2024	2025
NATIONAL DEFENSE (050)												
Reserve personnel, Army												
021 2070 0 1 051 AA01 DE DE 01 0												
Appropriation												
Pres 16	BA:	4,318	4,551	4,665	4,736	4,845	4,930	5,029	5,129	5,232	5,336	5,443
Reest	OP:	339	333									
	OT:	4,225	4,429	4,548	4,621	4,725	4,810	4,906	5,003	5,104	5,205	5,309
Mar 15	BA:	4,318	4,438	4,575	4,725	4,882	5,043	5,204	5,369	5,538	5,708	5,884
Base	OP:	339	333									
	OT:	4,225	4,327	4,459	4,605	4,757	4,914	5,072	5,232	5,397	5,563	5,735
Orig	BA:	4,318	4,551	4,665	4,736	4,845	4,930	5,029	5,129	5,232	5,336	5,443
Pres	OP:	478	385									
	OT:	4,373	4,490	4,625	4,703	4,808	4,895	4,992	5,091	5,193	5,297	5,403
Reest -	BA:	0	113	90	11	-37	-113	-175	-240	-306	-372	-441
Mar15	OP:	0	0									
	OT:	0	102	89	16	-32	-104	-166	-229	-293	-358	-426
Reest -	BA:	0	0	0	0	0	0	0	0	0	0	0
Orig	OP:	-139	-52									
	OT:	-148	-61	-77	-82	-83	-85	-86	-88	-89	-92	-94
021 2070 0 1 051 AA02 DE DE 01 War16												
Appropriation												
Pres 16	BA:	0	24	0	0	0	0	0	0	0	0	0
Reest	OP:	0	0									
	OT:	0	22	2	0	0	0	0	0	0	0	0
Mar 15	BA:	0	0	0	0	0	0	0	0	0	0	0
Base	OP:	0	0									
	OT:	0	0	0	0	0	0	0	0	0	0	0
Orig	BA:	0	24	0	0	0	0	0	0	0	0	0
Pres	OP:	0	0									
	OT:	0	22	2	1	0	0	0	0	0	0	0
Reest -	BA:	0	24	0	0	0	0	0	0	0	0	0
Mar15	OP:	0	0									
	OT:	0	22	2	0	0	0	0	0	0	0	0
Reest -	BA:	0	0	0	0	0	0	0	0	0	0	0
Orig	OP:	0	0									
	OT:	0	0	0	-1	0	0	0	0	0	0	0



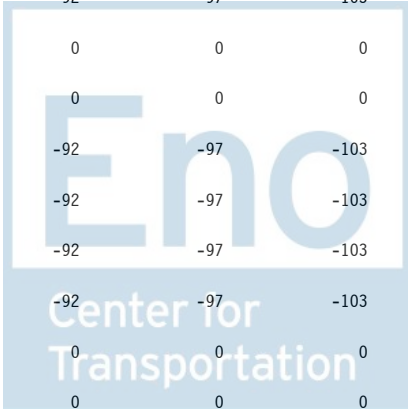
Sorted by FUNC, SFUN, TID, SUB
 (amounts in millions)

		2015	2016	2017	2018	2019	2020	2021	2022	2023	2024	2025
NATIONAL DEFENSE (050)												
021 2070 0 1 051 AA03 DE DE 01 0 WAR15												
Appropriation												
Pres 16	BA:	25	0	0	0	0	0	0	0	0	0	0
Reest	OP:	0	2									
	OT:	23	2	0	0	0	0	0	0	0	0	0
Mar 15	BA:	25	26	26	27	28	29	30	31	32	33	34
Base	OP:	0	2									
	OT:	23	25	25	26	27	28	29	30	31	32	33
Orig	BA:	25	0	0	0	0	0	0	0	0	0	0
Pres	OP:	0	2									
	OT:	23	2	1	0	0	0	0	0	0	0	0
Reest -	BA:	0	-26	-26	-27	-28	-29	-30	-31	-32	-33	-34
Mar15	OP:	0	0									
	OT:	0	-23	-25	-26	-27	-28	-29	-30	-31	-32	-33
Reest -	BA:	0	0	0	0	0	0	0	0	0	0	0
Orig	OP:	0	0									
	OT:	0	0	-1	0	0	0	0	0	0	0	0
Account Total for Reserve personnel, Army												
Pres 16	BA:	4,343	4,575	4,665	4,736	4,845	4,930	5,029	5,129	5,232	5,336	5,443
Reest	OP:	339	335									
	OT:	4,248	4,453	4,550	4,621	4,725	4,810	4,906	5,003	5,104	5,205	5,309
Mar 15	BA:	4,343	4,464	4,601	4,752	4,910	5,072	5,234	5,400	5,570	5,741	5,918
Base	OP:	339	335									
	OT:	4,248	4,352	4,484	4,631	4,784	4,942	5,101	5,262	5,428	5,595	5,768
Orig	BA:	4,343	4,575	4,665	4,736	4,845	4,930	5,029	5,129	5,232	5,336	5,443
Pres	OP:	478	387									
	OT:	4,396	4,514	4,628	4,704	4,808	4,895	4,992	5,091	5,193	5,297	5,403
Reest -	BA:	0	111	64	-16	-65	-142	-205	-271	-338	-405	-475
Mar15	OP:	0	0									
	OT:	0	101	66	-10	-59	-132	-195	-259	-324	-390	-459
Reest -	BA:	0	0	0	0	0	0	0	0	0	0	0
Orig	OP:	-139	-52									
	OT:	-148	-61	-78	-83	-83	-85	-86	-88	-89	-92	-94



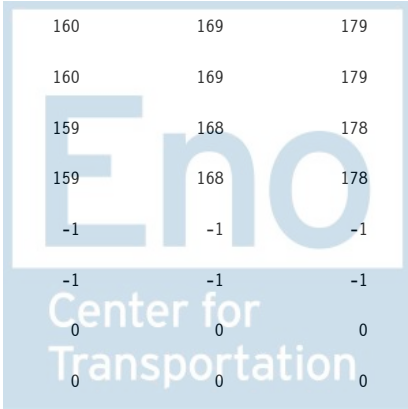
Sorted by FUNC, SFUN, TID, SUB
 (amounts in millions)

		2015	2016	2017	2018	2019	2020	2021	2022	2023	2024	2025
NATIONAL DEFENSE (050)												
Medicare-Eligible retiree health fund contribution, Air Force												
057 1007 0 1 051 AA01 DE DE 01 A DODACC												
Appropriation												
Pres 16	BA:	1,274	1,239	1,305	1,373	1,445	1,524	1,611	1,704	1,802	1,906	2,015
Reest	OP:	0	0									
	OT:	1,274	1,239	1,305	1,373	1,445	1,524	1,611	1,704	1,802	1,906	2,015
Mar 15	BA:	1,274	1,239	1,300	1,374	1,454	1,537	1,626	1,719	1,818	1,923	2,033
Base	OP:	0	0									
	OT:	1,274	1,239	1,300	1,374	1,454	1,537	1,626	1,719	1,818	1,923	2,033
Orig	BA:	1,274	1,239	1,305	1,373	1,445	1,524	1,611	1,704	1,802	1,906	2,015
Pres	OP:	0	0									
	OT:	1,274	1,239	1,305	1,373	1,445	1,524	1,611	1,704	1,802	1,906	2,015
Reest -	BA:	0	0	5	-1	-9	-13	-15	-15	-16	-17	-18
Mar15	OP:	0	0									
	OT:	0	0	5	-1	-9	-13	-15	-15	-16	-17	-18
Reest -	BA:	0	0	0	0	0	0	0	0	0	0	0
Orig	OP:	0	0									
	OT:	0	0	0	0	0	0	0	0	0	0	0
057 1007 0 1 051 AC01 DE DE 01 DODACC												
Appropriation - Existing Law Change												
Pres 16	BA:	0	0	-72	-75	-78	-82	-87	-92	-97	-103	-110
Reest	OP:	0	0									
	OT:	0	0	-72	-75	-78	-82	-87	-92	-97	-103	-110
Mar 15	BA:	0	0	0	0	0	0	0	0	0	0	0
Base	OP:	0	0									
	OT:	0	0	0	0	0	0	0	0	0	0	0
Orig	BA:	0	-68	-72	-75	-78	-82	-87	-92	-97	-103	-110
Pres	OP:	0	0									
	OT:	0	-68	-72	-75	-78	-82	-87	-92	-97	-103	-110
Reest -	BA:	0	0	-72	-75	-78	-82	-87	-92	-97	-103	-110
Mar15	OP:	0	0									
	OT:	0	0	-72	-75	-78	-82	-87	-92	-97	-103	-110
Reest -	BA:	0	68	0	0	0	0	0	0	0	0	0
Orig	OP:	0	0									
	OT:	0	68	0	0	0	0	0	0	0	0	0



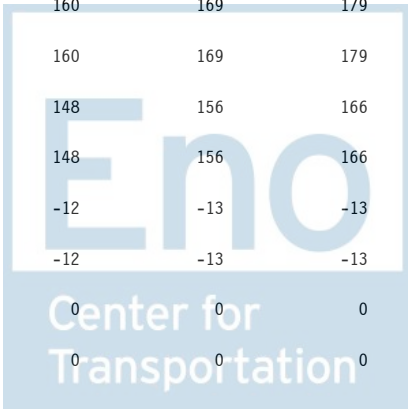
Sorted by FUNC, SFUN, TID, SUB
 (amounts in millions)

		2015	2016	2017	2018	2019	2020	2021	2022	2023	2024	2025
NATIONAL DEFENSE (050)												
Account Total for Medicare-Eligible retiree health fund contribution, Air Force												
Pres 16	BA:	1,274	1,239	1,233	1,298	1,367	1,442	1,524	1,612	1,705	1,803	1,905
Reest	OP:	0	0									
	OT:	1,274	1,239	1,233	1,298	1,367	1,442	1,524	1,612	1,705	1,803	1,905
Mar 15	BA:	1,274	1,239	1,300	1,374	1,454	1,537	1,626	1,719	1,818	1,923	2,033
Base	OP:	0	0									
	OT:	1,274	1,239	1,300	1,374	1,454	1,537	1,626	1,719	1,818	1,923	2,033
Orig	BA:	1,274	1,171	1,233	1,298	1,367	1,442	1,524	1,612	1,705	1,803	1,905
Pres	OP:	0	0									
	OT:	1,274	1,171	1,233	1,298	1,367	1,442	1,524	1,612	1,705	1,803	1,905
Reest -	BA:	0	0	-67	-76	-87	-95	-102	-107	-113	-120	-128
Mar15	OP:	0	0									
	OT:	0	0	-67	-76	-87	-95	-102	-107	-113	-120	-128
Reest -	BA:	0	68	0	0	0	0	0	0	0	0	0
Orig	OP:	0	0									
	OT:	0	68	0	0	0	0	0	0	0	0	0
Medicare-Eligible retiree health fund contribution, reserve pers												
057 1008 0 1 051 AA01 DE DE 01 A DODACC												
Appropriation												
Pres 16	BA:	127	118	123	128	135	142	150	159	168	178	188
Reest	OP:	0	0									
	OT:	127	118	123	128	135	142	150	159	168	178	188
Mar 15	BA:	127	118	121	128	135	143	151	160	169	179	189
Base	OP:	0	0									
	OT:	127	118	121	128	135	143	151	160	169	179	189
Orig	BA:	127	118	123	128	135	142	150	159	168	178	188
Pres	OP:	0	0									
	OT:	127	118	123	128	135	142	150	159	168	178	188
Reest -	BA:	0	0	2	0	0	-1	-1	-1	-1	-1	-1
Mar15	OP:	0	0									
	OT:	0	0	2	0	0	-1	-1	-1	-1	-1	-1
Reest -	BA:	0	0	0	0	0	0	0	0	0	0	0
Orig	OP:	0	0									
	OT:	0	0	0	0	0	0	0	0	0	0	0




Sorted by FUNC, SFUN, TID, SUB
 (amounts in millions)

		2015	2016	2017	2018	2019	2020	2021	2022	2023	2024	2025
NATIONAL DEFENSE (050)												
057 1008 0 1 051 AC01 DE DE 01 DODACC												
Appropriation - Existing Law Change												
Pres 16	BA:	0	0	-8	-8	-9	-9	-11	-11	-12	-12	-13
Reest	OP:	0	0									
	OT:	0	0	-8	-8	-9	-9	-11	-11	-12	-12	-13
Mar 15	BA:	0	0	0	0	0	0	0	0	0	0	0
Base	OP:	0	0									
	OT:	0	0	0	0	0	0	0	0	0	0	0
Orig	BA:	0	-8	-8	-8	-9	-9	-11	-11	-12	-12	-13
Pres	OP:	0	0									
	OT:	0	-8	-8	-8	-9	-9	-11	-11	-12	-12	-13
Reest -	BA:	0	0	-8	-8	-9	-9	-11	-11	-12	-12	-13
Mar15	OP:	0	0									
	OT:	0	0	-8	-8	-9	-9	-11	-11	-12	-12	-13
Reest -	BA:	0	8	0	0	0	0	0	0	0	0	0
Orig	OP:	0	0									
	OT:	0	8	0	0	0	0	0	0	0	0	0
Account Total for Medicare-Eligible retiree health fund contribution, reserve pers												
Pres 16	BA:	127	118	115	120	126	133	139	148	156	166	175
Reest	OP:	0	0									
	OT:	127	118	115	120	126	133	139	148	156	166	175
Mar 15	BA:	127	118	121	128	135	143	151	160	169	179	189
Base	OP:	0	0									
	OT:	127	118	121	128	135	143	151	160	169	179	189
Orig	BA:	127	110	115	120	126	133	139	148	156	166	175
Pres	OP:	0	0									
	OT:	127	110	115	120	126	133	139	148	156	166	175
Reest -	BA:	0	0	-6	-8	-9	-10	-12	-12	-13	-13	-14
Mar15	OP:	0	0									
	OT:	0	0	-6	-8	-9	-10	-12	-12	-13	-13	-14
Reest -	BA:	0	8	0	0	0	0	0	0	0	0	0
Orig	OP:	0	0									
	OT:	0	8	0	0	0	0	0	0	0	0	0



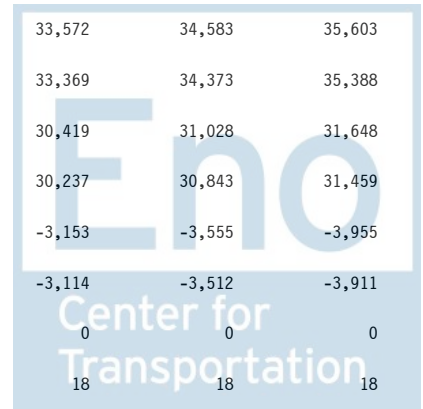
Sorted by FUNC, SFUN, TID, SUB
 (amounts in millions)

		2015	2016	2017	2018	2019	2020	2021	2022	2023	2024	2025
NATIONAL DEFENSE (050)												
Medicare-Eligible retiree health fund contribution, National Gua												
057 1009 0 1 051 AA01 DE DE 01 A DODACC												
Appropriation												
Pres 16	BA:	217	204	214	225	237	252	267	282	298	315	333
Reest	OP:	0	0									
	OT:	217	204	214	225	237	252	267	282	298	315	333
Mar 15	BA:	217	204	215	227	240	254	269	284	301	318	336
Base	OP:	0	0									
	OT:	217	204	215	227	240	254	269	284	301	318	336
Orig	BA:	217	204	214	225	237	252	267	282	298	315	333
Pres	OP:	0	0									
	OT:	217	204	214	225	237	252	267	282	298	315	333
Reest -	BA:	0	0	-1	-2	-3	-2	-2	-2	-3	-3	-3
Mar15	OP:	0	0									
	OT:	0	0	-1	-2	-3	-2	-2	-2	-3	-3	-3
Reest -	BA:	0	0	0	0	0	0	0	0	0	0	0
Orig	OP:	0	0									
	OT:	0	0	0	0	0	0	0	0	0	0	0
057 1009 0 1 051 AC01 DE DE 01 DODACC												
Appropriation - Existing Law Change												
Pres 16	BA:	0	0	-15	-15	-16	-17	-18	-19	-19	-21	-22
Reest	OP:	0	0									
	OT:	0	0	-15	-15	-16	-17	-18	-19	-19	-21	-22
Mar 15	BA:	0	0	0	0	0	0	0	0	0	0	0
Base	OP:	0	0									
	OT:	0	0	0	0	0	0	0	0	0	0	0
Orig	BA:	0	-14	-15	-15	-16	-17	-18	-19	-19	-21	-22
Pres	OP:	0	0									
	OT:	0	-14	-15	-15	-16	-17	-18	-19	-19	-21	-22
Reest -	BA:	0	0	-15	-15	-16	-17	-18	-19	-19	-21	-22
Mar15	OP:	0	0									
	OT:	0	0	-15	-15	-16	-17	-18	-19	-19	-21	-22
Reest -	BA:	0	14	0	0	0	0	0	0	0	0	0
Orig	OP:	0	0									
	OT:	0	14	0	0	0	0	0	0	0	0	0



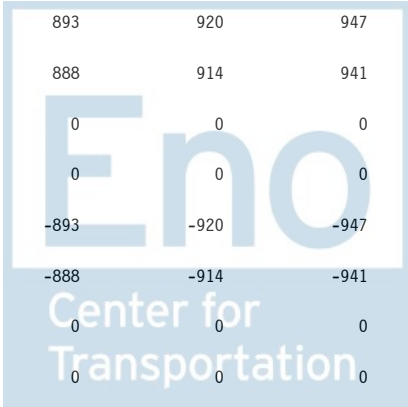
Sorted by FUNC, SFUN, TID, SUB
 (amounts in millions)

		2015	2016	2017	2018	2019	2020	2021	2022	2023	2024	2025
NATIONAL DEFENSE (050)												
Account Total for Medicare-Eligible retiree health fund contribution, National Gua												
Pres 16	BA:	217	204	199	210	221	235	249	263	279	294	311
Reest	OP:	0	0									
	OT:	217	204	199	210	221	235	249	263	279	294	311
Mar 15	BA:	217	204	215	227	240	254	269	284	301	318	336
Base	OP:	0	0									
	OT:	217	204	215	227	240	254	269	284	301	318	336
Orig	BA:	217	190	199	210	221	235	249	263	279	294	311
Pres	OP:	0	0									
	OT:	217	190	199	210	221	235	249	263	279	294	311
Reest -	BA:	0	0	-16	-17	-19	-19	-20	-21	-22	-24	-25
Mar15	OP:	0	0									
	OT:	0	0	-16	-17	-19	-19	-20	-21	-22	-24	-25
Reest -	BA:	0	14	0	0	0	0	0	0	0	0	0
Orig	OP:	0	0									
	OT:	0	14	0	0	0	0	0	0	0	0	0
Military personnel, Air Force												
057 3500 0 1 051 AA01 DE DE 01 0												
Appropriation												
Pres 16	BA:	27,376	27,969	28,096	28,467	28,819	29,238	29,823	30,419	31,028	31,648	32,281
Reest	OP:	1,919	1,813									
	OT:	27,379	27,824	27,974	28,328	28,679	29,092	29,663	30,255	30,861	31,477	32,107
Mar 15	BA:	27,376	28,035	28,833	29,732	30,669	31,634	32,599	33,572	34,583	35,603	36,661
Base	OP:	1,919	1,813									
	OT:	27,379	27,886	28,664	29,550	30,480	31,439	32,400	33,369	34,373	35,388	36,439
Orig	BA:	27,377	27,969	28,096	28,467	28,819	29,238	29,823	30,419	31,028	31,648	32,281
Pres	OP:	1,862	1,642									
	OT:	27,760	28,101	27,949	28,307	28,658	29,071	29,646	30,237	30,843	31,459	32,089
Reest -	BA:	0	-66	-737	-1,265	-1,850	-2,396	-2,776	-3,153	-3,555	-3,955	-4,380
Mar15	OP:	0	0									
	OT:	0	-62	-690	-1,222	-1,801	-2,347	-2,737	-3,114	-3,512	-3,911	-4,332
Reest -	BA:	-1	0	0	0	0	0	0	0	0	0	0
Orig	OP:	57	171									
	OT:	-381	-277	25	21	21	21	17	18	18	18	18



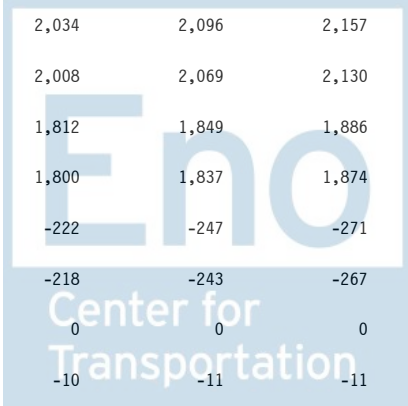
Sorted by FUNC, SFUN, TID, SUB
 (amounts in millions)

		2015	2016	2017	2018	2019	2020	2021	2022	2023	2024	2025
NATIONAL DEFENSE (050)												
057 3500 0 1 051 AA02 DE DE 01 War16												
Appropriation												
Pres 16	BA:	0	726	0	0	0	0	0	0	0	0	0
Reest	OP:	0	0									
	OT:	0	675	45	2	1	0	0	0	0	0	0
Mar 15	BA:	0	0	0	0	0	0	0	0	0	0	0
Base	OP:	0	0									
	OT:	0	0	0	0	0	0	0	0	0	0	0
Orig	BA:	0	726	0	0	0	0	0	0	0	0	0
Pres	OP:	0	0									
	OT:	0	687	36	0	0	0	0	0	0	0	0
Reest -	BA:	0	726	0	0	0	0	0	0	0	0	0
Mar15	OP:	0	0									
	OT:	0	675	45	2	1	0	0	0	0	0	0
Reest -	BA:	0	0	0	0	0	0	0	0	0	0	0
Orig	OP:	0	0									
	OT:	0	-12	9	2	1	0	0	0	0	0	0
057 3500 0 1 051 AA05 DE DE 01 0 WAR15												
Appropriation												
Pres 16	BA:	728	0	0	0	0	0	0	0	0	0	0
Reest	OP:	0	45									
	OT:	677	45	2	1	0	0	0	0	0	0	0
Mar 15	BA:	728	746	767	791	816	841	867	893	920	947	975
Base	OP:	0	45									
	OT:	677	739	762	786	811	836	862	888	914	941	969
Orig	BA:	728	0	0	0	0	0	0	0	0	0	0
Pres	OP:	0	36									
	OT:	689	36	0	0	0	0	0	0	0	0	0
Reest -	BA:	0	-746	-767	-791	-816	-841	-867	-893	-920	-947	-975
Mar15	OP:	0	0									
	OT:	0	-694	-760	-785	-811	-836	-862	-888	-914	-941	-969
Reest -	BA:	0	0	0	0	0	0	0	0	0	0	0
Orig	OP:	0	9									
	OT:	-12	9	2	1	0	0	0	0	0	0	0




Sorted by FUNC, SFUN, TID, SUB
 (amounts in millions)

		2015	2016	2017	2018	2019	2020	2021	2022	2023	2024	2025
NATIONAL DEFENSE (050)												
Account Total for Military personnel, Air Force												
Pres 16	BA:	28,104	28,695	28,096	28,467	28,819	29,238	29,823	30,419	31,028	31,648	32,281
Reest	OP:	1,919	1,858									
	OT:	28,056	28,544	28,021	28,331	28,680	29,092	29,663	30,255	30,861	31,477	32,107
Mar 15	BA:	28,104	28,781	29,600	30,523	31,485	32,475	33,466	34,465	35,503	36,550	37,636
Base	OP:	1,919	1,858									
	OT:	28,056	28,625	29,426	30,336	31,291	32,275	33,262	34,257	35,287	36,329	37,408
Orig	BA:	28,105	28,695	28,096	28,467	28,819	29,238	29,823	30,419	31,028	31,648	32,281
Pres	OP:	1,862	1,678									
	OT:	28,449	28,824	27,985	28,307	28,658	29,071	29,646	30,237	30,843	31,459	32,089
Reest -	BA:	0	-86	-1,504	-2,056	-2,666	-3,237	-3,643	-4,046	-4,475	-4,902	-5,355
Mar15	OP:	0	0									
	OT:	0	-81	-1,405	-2,005	-2,611	-3,183	-3,599	-4,002	-4,426	-4,852	-5,301
Reest -	BA:	-1	0	0	0	0	0	0	0	0	0	0
Orig	OP:	57	180									
	OT:	-393	-280	36	24	22	21	17	18	18	18	18
Reserve personnel, Air Force												
057 3700 0 1 051 AA01 DE DE 01 0												
Appropriation												
Pres 16	BA:	1,653	1,696	1,696	1,706	1,715	1,742	1,777	1,812	1,849	1,886	1,923
Reest	OP:	103	98									
	OT:	1,640	1,675	1,677	1,687	1,696	1,721	1,755	1,790	1,826	1,863	1,900
Mar 15	BA:	1,653	1,696	1,746	1,800	1,857	1,916	1,974	2,034	2,096	2,157	2,222
Base	OP:	103	98									
	OT:	1,640	1,675	1,724	1,777	1,833	1,891	1,949	2,008	2,069	2,130	2,194
Orig	BA:	1,653	1,696	1,696	1,706	1,715	1,742	1,777	1,812	1,849	1,886	1,923
Pres	OP:	178	116									
	OT:	1,707	1,685	1,688	1,697	1,705	1,731	1,766	1,800	1,837	1,874	1,911
Reest -	BA:	0	0	-50	-94	-142	-174	-197	-222	-247	-271	-299
Mar15	OP:	0	0									
	OT:	0	0	-47	-90	-137	-170	-194	-218	-243	-267	-294
Reest -	BA:	0	0	0	0	0	0	0	0	0	0	0
Orig	OP:	-75	-18									
	OT:	-67	-10	-11	-10	-9	-10	-11	-10	-11	-11	-11



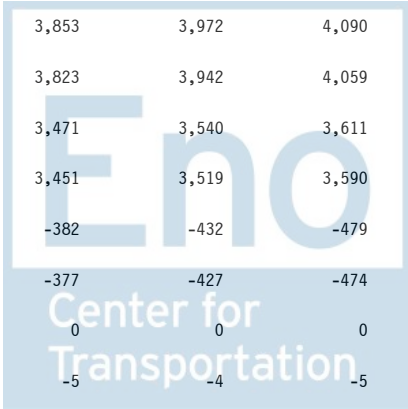
Sorted by FUNC, SFUN, TID, SUB
 (amounts in millions)

		2015	2016	2017	2018	2019	2020	2021	2022	2023	2024	2025
NATIONAL DEFENSE (050)												
057 3700 0 1 051 AA02 DE DE 01 War16												
Appropriation												
Pres 16	BA:	0	19	0	0	0	0	0	0	0	0	0
Reest	OP:	0	0									
	OT:	0	18	1	0	0	0	0	0	0	0	0
Mar 15	BA:	0	0	0	0	0	0	0	0	0	0	0
Base	OP:	0	0									
	OT:	0	0	0	0	0	0	0	0	0	0	0
Orig	BA:	0	19	0	0	0	0	0	0	0	0	0
Pres	OP:	0	0									
	OT:	0	18	1	0	0	0	0	0	0	0	0
Reest -	BA:	0	19	0	0	0	0	0	0	0	0	0
Mar15	OP:	0	0									
	OT:	0	18	1	0	0	0	0	0	0	0	0
Reest -	BA:	0	0	0	0	0	0	0	0	0	0	0
Orig	OP:	0	0									
	OT:	0	0	0	0	0	0	0	0	0	0	0
057 3700 0 1 051 AA03 DE DE 01 0 WAR15												
Appropriation												
Pres 16	BA:	19	0	0	0	0	0	0	0	0	0	0
Reest	OP:	0	1									
	OT:	18	1	0	0	0	0	0	0	0	0	0
Mar 15	BA:	19	19	20	21	21	22	23	23	24	25	26
Base	OP:	0	1									
	OT:	18	19	20	21	21	22	23	23	24	25	26
Orig	BA:	19	0	0	0	0	0	0	0	0	0	0
Pres	OP:	0	1									
	OT:	18	1	0	0	0	0	0	0	0	0	0
Reest -	BA:	0	-19	-20	-21	-21	-22	-23	-23	-24	-25	-26
Mar15	OP:	0	0									
	OT:	0	-18	-20	-21	-21	-22	-23	-23	-24	-25	-26
Reest -	BA:	0	0	0	0	0	0	0	0	0	0	0
Orig	OP:	0	0									
	OT:	0	0	0	0	0	0	0	0	0	0	0




Sorted by FUNC, SFUN, TID, SUB
 (amounts in millions)

		2015	2016	2017	2018	2019	2020	2021	2022	2023	2024	2025
NATIONAL DEFENSE (050)												
Account Total for Reserve personnel, Air Force												
Pres 16	BA:	1,672	1,715	1,696	1,706	1,715	1,742	1,777	1,812	1,849	1,886	1,923
Reest	OP:	103	99									
	OT:	1,658	1,694	1,678	1,687	1,696	1,721	1,755	1,790	1,826	1,863	1,900
Mar 15	BA:	1,672	1,715	1,766	1,821	1,878	1,938	1,997	2,057	2,120	2,182	2,248
Base	OP:	103	99									
	OT:	1,658	1,694	1,744	1,798	1,854	1,913	1,972	2,031	2,093	2,155	2,220
Orig	BA:	1,672	1,715	1,696	1,706	1,715	1,742	1,777	1,812	1,849	1,886	1,923
Pres	OP:	178	117									
	OT:	1,725	1,704	1,689	1,697	1,705	1,731	1,766	1,800	1,837	1,874	1,911
Reest -	BA:	0	0	-70	-115	-163	-196	-220	-245	-271	-296	-325
Mar15	OP:	0	0									
	OT:	0	0	-66	-111	-158	-192	-217	-241	-267	-292	-320
Reest -	BA:	0	0	0	0	0	0	0	0	0	0	0
Orig	OP:	-75	-18									
	OT:	-67	-10	-11	-10	-9	-10	-11	-10	-11	-11	-11
National Guard personnel, Air Force												
057 3850 0 1 051 AA01 DE DE 01 0												
Appropriation												
Pres 16	BA:	3,119	3,223	3,238	3,251	3,278	3,336	3,403	3,471	3,540	3,611	3,683
Reest	OP:	131	131									
	OT:	3,100	3,199	3,216	3,231	3,257	3,313	3,379	3,446	3,515	3,585	3,657
Mar 15	BA:	3,119	3,203	3,298	3,403	3,513	3,625	3,738	3,853	3,972	4,090	4,214
Base	OP:	131	131									
	OT:	3,100	3,180	3,273	3,377	3,486	3,597	3,709	3,823	3,942	4,059	4,182
Orig	BA:	3,119	3,223	3,238	3,251	3,278	3,336	3,403	3,471	3,540	3,611	3,683
Pres	OP:	291	122									
	OT:	3,273	3,203	3,222	3,234	3,261	3,317	3,383	3,451	3,519	3,590	3,662
Reest -	BA:	0	20	-60	-152	-235	-289	-335	-382	-432	-479	-531
Mar15	OP:	0	0									
	OT:	0	19	-57	-146	-229	-284	-330	-377	-427	-474	-525
Reest -	BA:	0	0	0	0	0	0	0	0	0	0	0
Orig	OP:	-160	9									
	OT:	-173	-4	-6	-3	-4	-4	-4	-5	-4	-5	-5



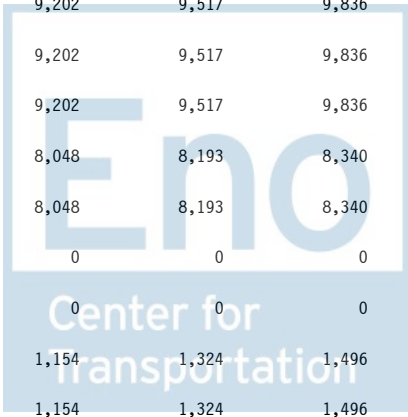
Sorted by FUNC, SFUN, TID, SUB
 (amounts in millions)

		2015	2016	2017	2018	2019	2020	2021	2022	2023	2024	2025
NATIONAL DEFENSE (050)												
057 3850 0 1 051 AA02 DE DE 01 War16												
Appropriation												
Pres 16	BA:	0	3	0	0	0	0	0	0	0	0	0
Reest	OP:	0	0									
	OT:	0	3	0	0	0	0	0	0	0	0	0
Mar 15	BA:	0	0	0	0	0	0	0	0	0	0	0
Base	OP:	0	0									
	OT:	0	0	0	0	0	0	0	0	0	0	0
Orig	BA:	0	3	0	0	0	0	0	0	0	0	0
Pres	OP:	0	0									
	OT:	0	3	0	0	0	0	0	0	0	0	0
Reest -	BA:	0	3	0	0	0	0	0	0	0	0	0
Mar15	OP:	0	0									
	OT:	0	3	0	0	0	0	0	0	0	0	0
Reest -	BA:	0	0	0	0	0	0	0	0	0	0	0
Orig	OP:	0	0									
	OT:	0	0	0	0	0	0	0	0	0	0	0
057 3850 0 1 051 AA03 DE DE 01 0 WAR15												
Appropriation												
Pres 16	BA:	5	0	0	0	0	0	0	0	0	0	0
Reest	OP:	0	0									
	OT:	5	0	0	0	0	0	0	0	0	0	0
Mar 15	BA:	5	5	5	5	6	6	6	6	6	7	7
Base	OP:	0	0									
	OT:	5	5	5	5	6	6	6	6	6	7	7
Orig	BA:	5	0	0	0	0	0	0	0	0	0	0
Pres	OP:	0	0									
	OT:	5	0	0	0	0	0	0	0	0	0	0
Reest -	BA:	0	-5	-5	-5	-6	-6	-6	-6	-6	-7	-7
Mar15	OP:	0	0									
	OT:	0	-5	-5	-5	-6	-6	-6	-6	-6	-7	-7
Reest -	BA:	0	0	0	0	0	0	0	0	0	0	0
Orig	OP:	0	0									
	OT:	0	0	0	0	0	0	0	0	0	0	0



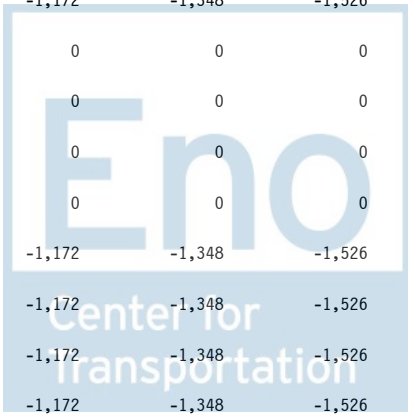
Sorted by FUNC, SFUN, TID, SUB
 (amounts in millions)

		2015	2016	2017	2018	2019	2020	2021	2022	2023	2024	2025
NATIONAL DEFENSE (050)												
Account Total for National Guard personnel, Air Force												
Pres 16	BA:	3,124	3,226	3,238	3,251	3,278	3,336	3,403	3,471	3,540	3,611	3,683
Reest	OP:	131	131									
	OT:	3,105	3,202	3,216	3,231	3,257	3,313	3,379	3,446	3,515	3,585	3,657
Mar 15	BA:	3,124	3,208	3,303	3,408	3,519	3,631	3,744	3,859	3,978	4,097	4,221
Base	OP:	131	131									
	OT:	3,105	3,185	3,278	3,382	3,492	3,603	3,715	3,829	3,948	4,066	4,189
Orig	BA:	3,124	3,226	3,238	3,251	3,278	3,336	3,403	3,471	3,540	3,611	3,683
Pres	OP:	291	122									
	OT:	3,278	3,206	3,222	3,234	3,261	3,317	3,383	3,451	3,519	3,590	3,662
Reest -	BA:	0	18	-65	-157	-241	-295	-341	-388	-438	-486	-538
Mar15	OP:	0	0									
	OT:	0	17	-62	-151	-235	-290	-336	-383	-433	-481	-532
Reest -	BA:	0	0	0	0	0	0	0	0	0	0	0
Orig	OP:	-160	9									
	OT:	-173	-4	-6	-3	-4	-4	-4	-5	-4	-5	-5
Concurrent receipt accrual payments to the Military Retirement F												
097 0041 0 1 051 BA01 22 66 10 N												
Federal Fund												
Treasury Accrual Payment for DOD												
Pres 16	BA:	6,847	7,643	7,822	8,046	8,310	8,599	8,898	9,202	9,517	9,836	10,164
Reest	OP:	0	0									
	OT:	6,847	7,643	7,822	8,046	8,310	8,599	8,898	9,202	9,517	9,836	10,164
Mar 15	BA:	6,847	7,643	7,822	8,046	8,310	8,599	8,898	9,202	9,517	9,836	10,164
Base	OP:	0	0									
	OT:	6,847	7,643	7,822	8,046	8,310	8,599	8,898	9,202	9,517	9,836	10,164
Orig	BA:	6,197	7,572	7,522	7,538	7,626	7,766	7,906	8,048	8,193	8,340	8,490
Pres	OP:	0	0									
	OT:	6,197	7,572	7,522	7,538	7,626	7,766	7,906	8,048	8,193	8,340	8,490
Reest -	BA:	0	0	0	0	0	0	0	0	0	0	0
Mar15	OP:	0	0									
	OT:	0	0	0	0	0	0	0	0	0	0	0
Reest -	BA:	650	71	300	508	684	833	992	1,154	1,324	1,496	1,674
Orig	OP:	0	0									
	OT:	650	71	300	508	684	833	992	1,154	1,324	1,496	1,674



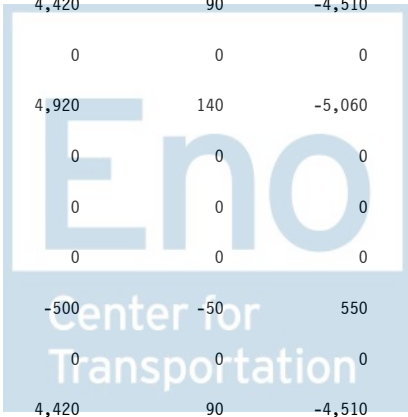
Sorted by FUNC, SFUN, TID, SUB
 (amounts in millions)

		2015	2016	2017	2018	2019	2020	2021	2022	2023	2024	2025
NATIONAL DEFENSE (050)												
097 0041 0 1 051 BS01 22 66 10 A												
Sequester												
Pres 16	BA:	-650	0	0	0	0	0	0	0	0	0	0
Reest	OP:	0	0									
	OT:	-650	0	0	0	0	0	0	0	0	0	0
Mar 15	BA:	-650	-711	0	0	0	0	0	0	0	0	0
Base	OP:	0	0									
	OT:	-650	-711	0	0	0	0	0	0	0	0	0
Orig	BA:	0	0	0	0	0	0	0	0	0	0	0
Pres	OP:	0	0									
	OT:	0	0	0	0	0	0	0	0	0	0	0
Reest -	BA:	0	711	0	0	0	0	0	0	0	0	0
Mar15	OP:	0	0									
	OT:	0	711	0	0	0	0	0	0	0	0	0
Reest -	BA:	-650	0	0	0	0	0	0	0	0	0	0
Orig	OP:	0	0									
	OT:	-650	0	0	0	0	0	0	0	0	0	0
097 0041 0 1 051 EE01 XX XX 10												
Non-scoreable secondary effect												
President's Planned Strength and Pay Raise Reductions												
Pres 16	BA:	0	0	-249	-478	-669	-834	-1,002	-1,172	-1,348	-1,526	-1,710
Reest	OP:	0	0									
	OT:	0	0	-249	-478	-669	-834	-1,002	-1,172	-1,348	-1,526	-1,710
Mar 15	BA:	0	0	0	0	0	0	0	0	0	0	0
Base	OP:	0	0									
	OT:	0	0	0	0	0	0	0	0	0	0	0
Orig	BA:	0	0	0	0	0	0	0	0	0	0	0
Pres	OP:	0	0									
	OT:	0	0	0	0	0	0	0	0	0	0	0
Reest -	BA:	0	0	-249	-478	-669	-834	-1,002	-1,172	-1,348	-1,526	-1,710
Mar15	OP:	0	0									
	OT:	0	0	-249	-478	-669	-834	-1,002	-1,172	-1,348	-1,526	-1,710
Reest -	BA:	0	0	-249	-478	-669	-834	-1,002	-1,172	-1,348	-1,526	-1,710
Orig	OP:	0	0									
	OT:	0	0	-249	-478	-669	-834	-1,002	-1,172	-1,348	-1,526	-1,710



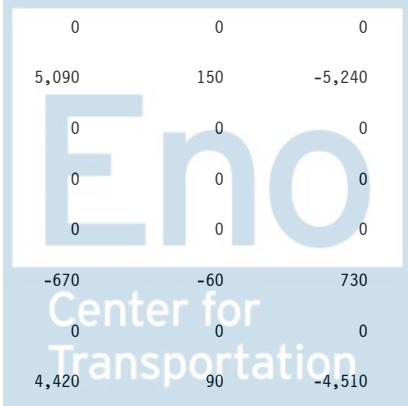
Sorted by FUNC, SFUN, TID, SUB
 (amounts in millions)

		2015	2016	2017	2018	2019	2020	2021	2022	2023	2024	2025
NATIONAL DEFENSE (050)												
Account Total for Concurrent receipt accrual payments to the Military Retirement F												
Pres 16	BA:	6,197	7,643	7,573	7,568	7,641	7,765	7,896	8,030	8,169	8,310	8,454
Reest	OP:	0	0									
	OT:	6,197	7,643	7,573	7,568	7,641	7,765	7,896	8,030	8,169	8,310	8,454
Mar 15	BA:	6,197	6,932	7,822	8,046	8,310	8,599	8,898	9,202	9,517	9,836	10,164
Base	OP:	0	0									
	OT:	6,197	6,932	7,822	8,046	8,310	8,599	8,898	9,202	9,517	9,836	10,164
Orig	BA:	6,197	7,572	7,522	7,538	7,626	7,766	7,906	8,048	8,193	8,340	8,490
Pres	OP:	0	0									
	OT:	6,197	7,572	7,522	7,538	7,626	7,766	7,906	8,048	8,193	8,340	8,490
Reest -	BA:	0	711	-249	-478	-669	-834	-1,002	-1,172	-1,348	-1,526	-1,710
Mar15	OP:	0	0									
	OT:	0	711	-249	-478	-669	-834	-1,002	-1,172	-1,348	-1,526	-1,710
Reest -	BA:	0	71	51	30	15	-1	-10	-18	-24	-30	-36
Orig	OP:	0	0									
	OT:	0	71	51	30	15	-1	-10	-18	-24	-30	-36
Military personnel												
097 8005 0 1 051 AA01 DE DE 01 N												
Appropriation												
check timing												
Pres 16	BA:	0	0	0	0	0	0	0	0	0	0	0
Reest	OP:	0	0									
	OT:	0	3,950	50	-4,000	0	0	0	4,420	90	-4,510	0
Mar 15	BA:	0	0	0	0	0	0	0	0	0	0	0
Base	OP:	0	0									
	OT:	0	3,980	150	-4,130	0	0	0	4,920	140	-5,060	0
Orig	BA:	0	0	0	0	0	0	0	0	0	0	0
Pres	OP:	0	0									
	OT:	0	0	0	0	0	0	0	0	0	0	0
Reest -	BA:	0	0	0	0	0	0	0	0	0	0	0
Mar15	OP:	0	0									
	OT:	0	-30	-100	130	0	0	0	-500	-50	550	0
Reest -	BA:	0	0	0	0	0	0	0	0	0	0	0
Orig	OP:	0	0									
	OT:	0	3,950	50	-4,000	0	0	0	4,420	90	-4,510	0



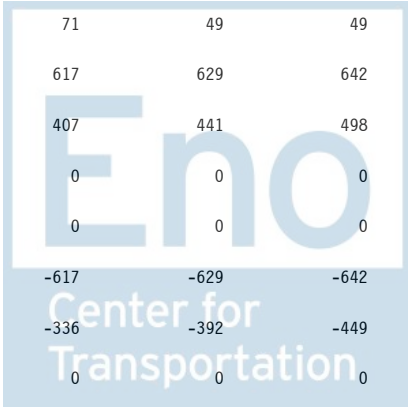
Sorted by FUNC, SFUN, TID, SUB
 (amounts in millions)

		2015	2016	2017	2018	2019	2020	2021	2022	2023	2024	2025
NATIONAL DEFENSE (050)												
097 8005 0 1 051 AA03 DE DE 01 N WAR16												
Appropriation												
check timing												
Pres 16	BA:	0	0	0	0	0	0	0	0	0	0	0
Reest	OP:	0	0									
	OT:	0	90	-90	0	0	0	0	0	0	0	0
Mar 15	BA:	0	0	0	0	0	0	0	0	0	0	0
Base	OP:	0	0									
	OT:	0	140	10	-150	0	0	0	170	10	-180	0
Orig	BA:	0	0	0	0	0	0	0	0	0	0	0
Pres	OP:	0	0									
	OT:	0	0	0	0	0	0	0	0	0	0	0
Reest -	BA:	0	0	0	0	0	0	0	0	0	0	0
Mar15	OP:	0	0									
	OT:	0	-50	-100	150	0	0	0	-170	-10	180	0
Reest -	BA:	0	0	0	0	0	0	0	0	0	0	0
Orig	OP:	0	0									
	OT:	0	90	-90	0	0	0	0	0	0	0	0
Account Total for Military personnel												
Pres 16	BA:	0	0	0	0	0	0	0	0	0	0	0
Reest	OP:	0	0									
	OT:	0	4,040	-40	-4,000	0	0	0	4,420	90	-4,510	0
Mar 15	BA:	0	0	0	0	0	0	0	0	0	0	0
Base	OP:	0	0									
	OT:	0	4,120	160	-4,280	0	0	0	5,090	150	-5,240	0
Orig	BA:	0	0	0	0	0	0	0	0	0	0	0
Pres	OP:	0	0									
	OT:	0	0	0	0	0	0	0	0	0	0	0
Reest -	BA:	0	0	0	0	0	0	0	0	0	0	0
Mar15	OP:	0	0									
	OT:	0	-80	-200	280	0	0	0	-670	-60	730	0
Reest -	BA:	0	0	0	0	0	0	0	0	0	0	0
Orig	OP:	0	0									
	OT:	0	4,040	-40	-4,000	0	0	0	4,420	90	-4,510	0




Sorted by FUNC, SFUN, TID, SUB
 (amounts in millions)

		2015	2016	2017	2018	2019	2020	2021	2022	2023	2024	2025
NATIONAL DEFENSE (050)												
Bureau Total for 00705 Military Personnel												
Pres 16	BA:	146,190	147,968	144,868	146,165	148,506	151,706	155,001	158,378	161,843	165,395	169,036
Reest	OP:	9,153	9,033									
	OT:	145,137	150,795	143,372	140,446	146,699	149,810	153,066	160,823	159,919	158,829	166,940
Mar 15	BA:	146,190	149,803	155,044	160,074	165,363	170,828	176,335	181,922	187,728	193,609	199,717
Base	OP:	9,153	9,033									
	OT:	145,137	152,502	153,184	153,683	163,181	168,577	174,023	184,637	185,428	185,854	197,124
Orig	BA:	146,191	147,513	144,817	146,135	148,491	151,707	155,011	158,396	161,867	165,425	169,072
Pres	OP:	10,992	8,592									
	OT:	149,247	148,125	143,996	145,113	147,409	150,564	153,842	157,203	160,650	164,184	167,805
Reest -	BA:	0	-1,835	-10,176	-13,909	-16,857	-19,122	-21,334	-23,544	-25,885	-28,214	-30,681
Mar15	OP:	0	0									
	OT:	0	-1,707	-9,812	-13,237	-16,482	-18,767	-20,957	-23,814	-25,509	-27,025	-30,184
Reest -	BA:	-1	455	51	30	15	-1	-10	-18	-24	-30	-36
Orig	OP:	-1,839	441									
	OT:	-4,110	2,670	-624	-4,667	-710	-754	-776	3,620	-731	-5,355	-865
Operation and Maintenance												
Ship Modernization, Operations and Sustainment Fund												
017 0513 0 1 051 AA01 DE DE 01 0												
Appropriation												
Section 8110												
Pres 16	BA:	540	0	0	0	0	0	0	0	0	0	0
Reest	OP:	347	385									
	OT:	390	385	381	379	362	273	139	71	49	49	49
Mar 15	BA:	540	548	558	569	581	592	604	617	629	642	655
Base	OP:	347	385									
	OT:	390	429	470	513	543	500	420	407	441	498	557
Orig	BA:	540	0	0	0	0	0	0	0	0	0	0
Pres	OP:	1,120	637									
	OT:	1,417	637	465	27	16	8	4	0	0	0	0
Reest -	BA:	0	-548	-558	-569	-581	-592	-604	-617	-629	-642	-655
Mar15	OP:	0	0									
	OT:	0	-44	-89	-134	-181	-227	-281	-336	-392	-449	-508
Reest -	BA:	0	0	0	0	0	0	0	0	0	0	0
Orig	OP:	-773	-252									
	OT:	-1,027	-252	-84	352	346	265	135	71	49	49	49



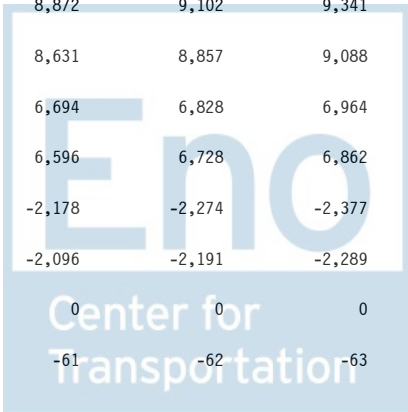
Sorted by FUNC, SFUN, TID, SUB
 (amounts in millions)

		2015	2016	2017	2018	2019	2020	2021	2022	2023	2024	2025
NATIONAL DEFENSE (050)												
Operation and maintenance, Marine Corps												
017 1106 0 1 051 AA01 DE DE 01 0												
Appropriation												
Pres 16	BA:	5,601	6,229	6,247	6,362	6,306	6,434	6,563	6,694	6,828	6,964	7,104
Reest	OP:	3,405	2,185									
	OT:	6,911	6,084	6,151	6,223	6,223	6,293	6,409	6,535	6,666	6,799	6,935
Mar 15	BA:	5,601	5,731	5,878	6,045	6,216	6,393	6,572	6,758	6,946	7,140	7,338
Base	OP:	3,405	2,185									
	OT:	6,911	5,773	5,777	5,890	6,049	6,218	6,393	6,574	6,758	6,946	7,139
Orig	BA:	5,601	6,229	6,247	6,362	6,306	6,434	6,563	6,694	6,828	6,964	7,104
Pres	OP:	3,534	2,587									
	OT:	6,833	6,256	6,589	6,275	6,288	6,354	6,468	6,596	6,728	6,862	6,999
Reest -	BA:	0	498	369	317	90	41	-9	-64	-118	-176	-234
Mar15	OP:	0	0									
	OT:	0	311	374	333	174	75	16	-39	-92	-147	-204
Reest -	BA:	0	0	0	0	0	0	0	0	0	0	0
Orig	OP:	-129	-402									
	OT:	78	-172	-438	-52	-65	-61	-59	-61	-62	-63	-64
017 1106 0 1 051 AA02 DE DE 01 War16												
Appropriation												
Pres 16	BA:	0	953	0	0	0	0	0	0	0	0	0
Reest	OP:	0	0									
	OT:	0	468	411	32	25	2	1	0	0	0	0
Mar 15	BA:	0	0	0	0	0	0	0	0	0	0	0
Base	OP:	0	0									
	OT:	0	0	0	0	0	0	0	0	0	0	0
Orig	BA:	0	952	0	0	0	0	0	0	0	0	0
Pres	OP:	0	0									
	OT:	0	524	305	109	10	0	0	0	0	0	0
Reest -	BA:	0	953	0	0	0	0	0	0	0	0	0
Mar15	OP:	0	0									
	OT:	0	468	411	32	25	2	1	0	0	0	0
Reest -	BA:	0	1	0	0	0	0	0	0	0	0	0
Orig	OP:	0	0									
	OT:	0	-56	106	-77	15	2	1	0	0	0	0




Sorted by FUNC, SFUN, TID, SUB
 (amounts in millions)

		2015	2016	2017	2018	2019	2020	2021	2022	2023	2024	2025
NATIONAL DEFENSE (050)												
017 1106 0 1 051 AA03 DE DE 01 0 WAR15												
Appropriation												
Pres 16	BA:	1,851	0	0	0	0	0	0	0	0	0	0
Reest	OP:	0	798									
	OT:	909	798	63	48	4	2	0	0	0	0	0
Mar 15	BA:	1,851	1,879	1,912	1,951	1,990	2,031	2,071	2,114	2,156	2,201	2,245
Base	OP:	0	798									
	OT:	909	1,721	1,812	1,894	1,936	1,977	2,016	2,057	2,099	2,142	2,185
Orig	BA:	1,851	0	0	0	0	0	0	0	0	0	0
Pres	OP:	0	602									
	OT:	1,090	602	131	19	0	0	0	0	0	0	0
Reest -	BA:	0	-1,879	-1,912	-1,951	-1,990	-2,031	-2,071	-2,114	-2,156	-2,201	-2,245
Mar15	OP:	0	0									
	OT:	0	-923	-1,749	-1,846	-1,932	-1,975	-2,016	-2,057	-2,099	-2,142	-2,185
Reest -	BA:	0	0	0	0	0	0	0	0	0	0	0
Orig	OP:	0	196									
	OT:	-181	196	-68	29	4	2	0	0	0	0	0
Account Total for Operation and maintenance, Marine Corps												
Pres 16	BA:	7,452	7,182	6,247	6,362	6,306	6,434	6,563	6,694	6,828	6,964	7,104
Reest	OP:	3,405	2,983									
	OT:	7,820	7,350	6,625	6,303	6,252	6,297	6,410	6,535	6,666	6,799	6,935
Mar 15	BA:	7,452	7,610	7,790	7,996	8,206	8,424	8,643	8,872	9,102	9,341	9,583
Base	OP:	3,405	2,983						8,631	8,857	9,088	9,324
	OT:	7,820	7,494	7,589	7,784	7,985	8,195	8,409				
Orig	BA:	7,452	7,181	6,247	6,362	6,306	6,434	6,563	6,694	6,828	6,964	7,104
Pres	OP:	3,534	3,189						6,596	6,728	6,862	6,999
	OT:	7,923	7,382	7,025	6,403	6,298	6,354	6,468				
Reest -	BA:	0	-428	-1,543	-1,634	-1,900	-1,990	-2,080	-2,178	-2,274	-2,377	-2,479
Mar15	OP:	0	0									
	OT:	0	-144	-964	-1,481	-1,733	-1,898	-1,999	-2,096	-2,191	-2,289	-2,389
Reest -	BA:	0	1	0	0	0	0	0	0	0	0	0
Orig	OP:	-129	-206									
	OT:	-103	-32	-400	-100	-46	-57	-58	-61	-62	-63	-64



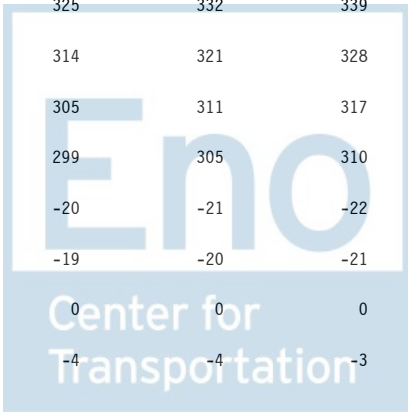
Sorted by FUNC, SFUN, TID, SUB
 (amounts in millions)

		2015	2016	2017	2018	2019	2020	2021	2022	2023	2024	2025
NATIONAL DEFENSE (050)												
Operation and maintenance, Marine Corps Reserve												
017 1107 0 1 051 AA01 DE DE 01 0												
Appropriation												
Pres 16	BA:	270	277	282	290	287	293	299	305	311	317	323
Reest	OP:	122	124									
	OT:	260	265	272	278	282	284	290	295	301	307	313
Mar 15	BA:	270	274	280	286	292	299	305	312	319	326	333
Base	OP:	122	124									
	OT:	260	264	270	275	283	289	295	302	308	315	322
Orig	BA:	270	277	282	290	287	293	299	305	311	317	323
Pres	OP:	143	129									
	OT:	286	276	277	284	284	287	292	299	305	310	316
Reest -	BA:	0	3	2	4	-5	-6	-6	-7	-8	-9	-10
Mar15	OP:	0	0									
	OT:	0	1	2	3	-1	-5	-5	-7	-7	-8	-9
Reest -	BA:	0	0	0	0	0	0	0	0	0	0	0
Orig	OP:	-21	-5									
	OT:	-26	-11	-5	-6	-2	-3	-2	-4	-4	-3	-3
017 1107 0 1 051 AA02 DE DE 01 0 WAR15												
Appropriation												
Pres 16	BA:	11	0	0	0	0	0	0	0	0	0	0
Reest	OP:	0	4									
	OT:	6	4	1	0	0	0	0	0	0	0	0
Mar 15	BA:	11	11	11	12	12	12	12	13	13	13	13
Base	OP:	0	4									
	OT:	6	10	11	11	12	12	12	12	13	13	13
Orig	BA:	11	0	0	0	0	0	0	0	0	0	0
Pres	OP:	0	4									
	OT:	6	4	1	0	0	0	0	0	0	0	0
Reest -	BA:	0	-11	-11	-12	-12	-12	-12	-13	-13	-13	-13
Mar15	OP:	0	0									
	OT:	0	-6	-10	-11	-12	-12	-12	-12	-13	-13	-13
Reest -	BA:	0	0	0	0	0	0	0	0	0	0	0
Orig	OP:	0	0									
	OT:	0	0	0	0	0	0	0	0	0	0	0



Sorted by FUNC, SFUN, TID, SUB
 (amounts in millions)

		2015	2016	2017	2018	2019	2020	2021	2022	2023	2024	2025
NATIONAL DEFENSE (050)												
017 1107 0 1 051 AA03 DE DE 01 War16												
Appropriation												
Pres 16	BA:	0	3	0	0	0	0	0	0	0	0	0
Reest	OP:	0	0									
	OT:	0	2	1	0	0	0	0	0	0	0	0
Mar 15	BA:	0	0	0	0	0	0	0	0	0	0	0
Base	OP:	0	0									
	OT:	0	0	0	0	0	0	0	0	0	0	0
Orig	BA:	0	3	0	0	0	0	0	0	0	0	0
Pres	OP:	0	0									
	OT:	0	2	1	0	0	0	0	0	0	0	0
Reest -	BA:	0	3	0	0	0	0	0	0	0	0	0
Mar15	OP:	0	0									
	OT:	0	2	1	0	0	0	0	0	0	0	0
Reest -	BA:	0	0	0	0	0	0	0	0	0	0	0
Orig	OP:	0	0									
	OT:	0	0	0	0	0	0	0	0	0	0	0
Account Total for Operation and maintenance, Marine Corps Reserve												
Pres 16	BA:	281	280	282	290	287	293	299	305	311	317	323
Reest	OP:	122	128									
	OT:	266	271	274	278	282	284	290	295	301	307	313
Mar 15	BA:	281	285	291	298	304	311	317	325	332	339	346
Base	OP:	122	128									
	OT:	266	274	281	286	295	301	307	314	321	328	335
Orig	BA:	281	280	282	290	287	293	299	305	311	317	323
Pres	OP:	143	133									
	OT:	292	282	279	284	284	287	292	299	305	310	316
Reest -	BA:	0	-5	-9	-8	-17	-18	-18	-20	-21	-22	-23
Mar15	OP:	0	0									
	OT:	0	-3	-7	-8	-13	-17	-17	-19	-20	-21	-22
Reest -	BA:	0	0	0	0	0	0	0	0	0	0	0
Orig	OP:	-21	-5									
	OT:	-26	-11	-5	-6	-2	-3	-2	-4	-4	-3	-3




Sorted by FUNC, SFUN, TID, SUB
 (amounts in millions)

		2015	2016	2017	2018	2019	2020	2021	2022	2023	2024	2025
NATIONAL DEFENSE (050)												
Operation and maintenance, Navy												
017 1804 0 1 051 AA01 DE DE 01 0												
Appropriation												
Pres 16	BA:	37,552	42,201	41,954	42,547	44,072	44,738	45,633	46,545	47,476	48,426	49,394
Reest	OP:	11,887	9,376									
	OT:	39,713	40,647	41,112	41,810	43,111	43,937	44,811	45,706	46,619	47,552	48,502
Mar 15	BA:	37,552	38,432	39,423	40,549	41,705	42,898	44,107	45,363	46,634	47,945	49,281
Base	OP:	11,887	9,376									
	OT:	39,713	37,854	38,585	39,718	40,816	42,000	43,187	44,415	45,664	46,947	48,259
Orig	BA:	37,552	42,201	41,954	42,547	44,072	44,738	45,633	46,545	47,476	48,426	49,394
Pres	OP:	12,551	12,694									
	OT:	36,810	39,956	42,348	42,959	43,219	44,094	44,979	45,864	46,783	47,718	48,673
Reest -	BA:	0	3,769	2,531	1,998	2,367	1,840	1,526	1,182	842	481	113
Mar15	OP:	0	0									
	OT:	0	2,793	2,527	2,092	2,295	1,937	1,624	1,291	955	605	243
Reest -	BA:	0	0	0	0	0	0	0	0	0	0	0
Orig	OP:	-664	-3,318									
	OT:	2,903	691	-1,236	-1,149	-108	-157	-168	-158	-164	-166	-171
017 1804 0 1 051 AA02 DE DE 01 0 WAR15												
Appropriation												
Pres 16	BA:	6,254	0	0	0	0	0	0	0	0	0	0
Reest	OP:	0	2,289									
	OT:	2,971	2,289	688	219	13	6	0	0	0	0	0
Mar 15	BA:	6,254	6,348	6,460	6,592	6,723	6,861	6,998	7,142	7,286	7,436	7,586
Base	OP:	0	2,289									
	OT:	2,971	5,304	6,080	6,413	6,551	6,690	6,825	6,963	7,105	7,250	7,397
Orig	BA:	6,254	0	0	0	0	0	0	0	0	0	0
Pres	OP:	0	1,451									
	OT:	4,040	1,451	607	75	50	0	0	0	0	0	0
Reest -	BA:	0	-6,348	-6,460	-6,592	-6,723	-6,861	-6,998	-7,142	-7,286	-7,436	-7,586
Mar15	OP:	0	0									
	OT:	0	-3,015	-5,392	-6,194	-6,538	-6,684	-6,825	-6,963	-7,105	-7,250	-7,397
Reest -	BA:	0	0	0	0	0	0	0	0	0	0	0
Orig	OP:	0	838									
	OT:	-1,069	838	81	144	-37	6	0	0	0	0	0




Sorted by FUNC, SFUN, TID, SUB
 (amounts in millions)

		2015	2016	2017	2018	2019	2020	2021	2022	2023	2024	2025
NATIONAL DEFENSE (050)												
017 1804 0 1 051 AA03 DE DE 01 War16												
Appropriation												
Pres 16	BA:	0	5,132	0	0	0	0	0	0	0	0	0
Reest	OP:	0	0									
	OT:	0	2,438	1,878	565	180	10	5	0	0	0	0
Mar 15	BA:	0	0	0	0	0	0	0	0	0	0	0
Base	OP:	0	0									
	OT:	0	0	0	0	0	0	0	0	0	0	0
Orig	BA:	0	5,131	0	0	0	0	0	0	0	0	0
Pres	OP:	0	0									
	OT:	0	3,315	1,190	498	62	41	0	0	0	0	0
Reest -	BA:	0	5,132	0	0	0	0	0	0	0	0	0
Mar15	OP:	0	0									
	OT:	0	2,438	1,878	565	180	10	5	0	0	0	0
Reest -	BA:	0	1	0	0	0	0	0	0	0	0	0
Orig	OP:	0	0									
	OT:	0	-877	688	67	118	-31	5	0	0	0	0
017 1804 0 1 051 AA06 DE DE 01 0												
Appropriation												
Fisher House: Transfer Out (section 8098)												
Pres 16	BA:	-11	-11	0	0	0	0	0	0	0	0	0
Reest	OP:	0	-2									
	OT:	-8	-10	-3	-1	0	0	0	0	0	0	0
Mar 15	BA:	-11	-11	-12	-12	-12	-13	-13	-13	-14	-14	-14
Base	OP:	0	-2									
	OT:	-8	-10	-11	-12	-12	-13	-13	-13	-14	-14	-14
Orig	BA:	0	0	0	0	0	0	0	0	0	0	0
Pres	OP:	0	0									
	OT:	0	0	0	0	0	0	0	0	0	0	0
Reest -	BA:	0	0	12	12	12	13	13	13	14	14	14
Mar15	OP:	0	0									
	OT:	0	0	8	11	12	13	13	13	14	14	14
Reest -	BA:	-11	-11	0	0	0	0	0	0	0	0	0
Orig	OP:	0	-2									
	OT:	-8	-10	-3	-1	0	0	0	0	0	0	0



Sorted by FUNC, SFUN, TID, SUB
 (amounts in millions)

		2015	2016	2017	2018	2019	2020	2021	2022	2023	2024	2025
NATIONAL DEFENSE (050)												
017 1804 0 1 051 AA07 DE DE 01 0												
Appropriation												
Fisher House: Transfer In												
Pres 16	BA:	11	11	0	0	0	0	0	0	0	0	0
Reest	OP:	0	0									
	OT:	11	11	0	0	0	0	0	0	0	0	0
Mar 15	BA:	11	11	12	12	12	13	13	13	14	14	14
Base	OP:	0	0									
	OT:	11	11	12	12	12	13	13	13	14	14	14
Orig	BA:	0	0	0	0	0	0	0	0	0	0	0
Pres	OP:	0	0									
	OT:	0	0	0	0	0	0	0	0	0	0	0
Reest -	BA:	0	0	-12	-12	-12	-13	-13	-13	-14	-14	-14
Mar15	OP:	0	0									
	OT:	0	0	-12	-12	-12	-13	-13	-13	-14	-14	-14
Reest -	BA:	11	11	0	0	0	0	0	0	0	0	0
Orig	OP:	0	0									
	OT:	11	11	0	0	0	0	0	0	0	0	0
017 1804 0 1 051 AA08 DE DE 01 0												
Appropriation												
Transfer to "John Stennis...Ctr..." (009 8275 07 801) GP: enacted sec.8129; requ												
Pres 16	BA:	-1	-1	0	0	0	0	0	0	0	0	0
Reest	OP:	0	0									
	OT:	-1	-1	0	0	0	0	0	0	0	0	0
Mar 15	BA:	-1	-1	-1	-1	-1	-1	-1	-1	-1	-1	-1
Base	OP:	0	0									
	OT:	-1	-1	-1	-1	-1	-1	-1	-1	-1	-1	-1
Orig	BA:	0	0	0	0	0	0	0	0	0	0	0
Pres	OP:	0	0									
	OT:	0	0	0	0	0	0	0	0	0	0	0
Reest -	BA:	0	0	1	1	1	1	1	1	1	1	1
Mar15	OP:	0	0									
	OT:	0	0	1	1	1	1	1	1	1	1	1
Reest -	BA:	-1	-1	0	0	0	0	0	0	0	0	0
Orig	OP:	0	0									
	OT:	-1	-1	0	0	0	0	0	0	0	0	0



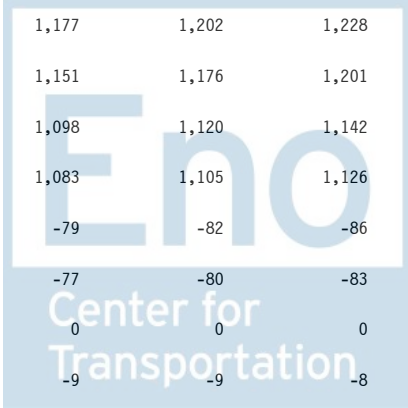
Sorted by FUNC, SFUN, TID, SUB
 (amounts in millions)

		2015	2016	2017	2018	2019	2020	2021	2022	2023	2024	2025
NATIONAL DEFENSE (050)												
017 1804 0 1 051 BA60 30 72 10 A SPECTRUM												
Federal Fund												
spectrum												
Pres 16	BA:	78	0	0	0	0	0	0	0	0	0	0
Reest	OP:	0	23									
	OT:	4	23	23	23	3	0	0	0	0	0	0
Mar 15	BA:	78	0	0	0	0	0	0	0	0	0	0
Base	OP:	0	23									
	OT:	4	23	23	23	3	0	0	0	0	0	0
Orig	BA:	78	0	0	0	0	0	0	0	0	0	0
Pres	OP:	0	18									
	OT:	50	18	8	1	1	0	0	0	0	0	0
Reest -	BA:	0	0	0	0	0	0	0	0	0	0	0
Mar15	OP:	0	0									
	OT:	0	0	0	0	0	0	0	0	0	0	0
Reest -	BA:	0	0	0	0	0	0	0	0	0	0	0
Orig	OP:	0	5									
	OT:	-46	5	15	22	2	0	0	0	0	0	0
017 1804 0 1 051 DE03 DE DE 01 A STIM09												
Supplemental Emergency												
Pres 16	BA:	0	0	0	0	0	0	0	0	0	0	0
Reest	OP:	1	0									
	OT:	1	0	0	0	0	0	0	0	0	0	0
Mar 15	BA:	0	0	0	0	0	0	0	0	0	0	0
Base	OP:	1	0									
	OT:	1	0	0	0	0	0	0	0	0	0	0
Orig	BA:	0	0	0	0	0	0	0	0	0	0	0
Pres	OP:	0	0									
	OT:	0	0	0	0	0	0	0	0	0	0	0
Reest -	BA:	0	0	0	0	0	0	0	0	0	0	0
Mar15	OP:	0	0									
	OT:	0	0	0	0	0	0	0	0	0	0	0
Reest -	BA:	0	0	0	0	0	0	0	0	0	0	0
Orig	OP:	1	0									
	OT:	1	0	0	0	0	0	0	0	0	0	0



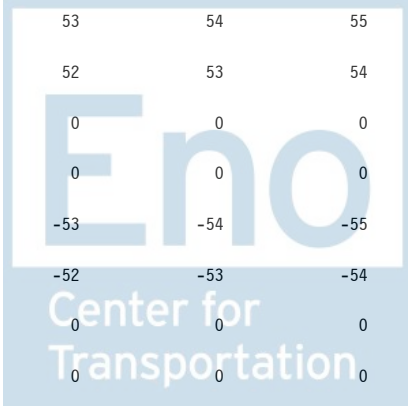
Sorted by FUNC, SFUN, TID, SUB
 (amounts in millions)

		2015	2016	2017	2018	2019	2020	2021	2022	2023	2024	2025
NATIONAL DEFENSE (050)												
Account Total for Operation and maintenance, Navy												
Pres 16	BA:	43,883	47,332	41,954	42,547	44,072	44,738	45,633	46,545	47,476	48,426	49,394
Reest	OP:	11,888	11,686									
	OT:	42,691	45,397	43,698	42,616	43,307	43,953	44,816	45,706	46,619	47,552	48,502
Mar 15	BA:	43,883	44,779	45,882	47,140	48,427	49,758	51,104	52,504	53,919	55,380	56,866
Base	OP:	11,888	11,686									
	OT:	42,691	43,181	44,688	46,153	47,369	48,689	50,011	51,377	52,768	54,196	55,655
Orig	BA:	43,884	47,332	41,954	42,547	44,072	44,738	45,633	46,545	47,476	48,426	49,394
Pres	OP:	12,551	14,163									
	OT:	40,900	44,740	44,153	43,533	43,332	44,135	44,979	45,864	46,783	47,718	48,673
Reest -	BA:	0	2,553	-3,928	-4,593	-4,355	-5,020	-5,471	-5,959	-6,443	-6,954	-7,472
Mar15	OP:	0	0									
	OT:	0	2,216	-990	-3,537	-4,062	-4,736	-5,195	-5,671	-6,149	-6,644	-7,153
Reest -	BA:	-1	0	0	0	0	0	0	0	0	0	0
Orig	OP:	-663	-2,477									
	OT:	1,791	657	-455	-917	-25	-182	-163	-158	-164	-166	-171
Operation and maintenance, Navy Reserve												
017 1806 0 1 051 AA01 DE DE 01 0												
Appropriation												
Pres 16	BA:	1,021	1,002	1,002	1,007	1,036	1,055	1,076	1,098	1,120	1,142	1,165
Reest	OP:	312	289									
	OT:	1,027	990	985	990	1,012	1,033	1,053	1,074	1,096	1,118	1,140
Mar 15	BA:	1,021	1,038	1,057	1,080	1,103	1,127	1,152	1,177	1,202	1,228	1,255
Base	OP:	312	289									
	OT:	1,027	1,016	1,033	1,055	1,079	1,102	1,127	1,151	1,176	1,201	1,227
Orig	BA:	1,021	1,002	1,002	1,007	1,036	1,055	1,076	1,098	1,120	1,142	1,165
Pres	OP:	395	317									
	OT:	1,109	1,018	1,003	1,001	1,020	1,041	1,061	1,083	1,105	1,126	1,150
Reest -	BA:	0	-36	-55	-73	-67	-72	-76	-79	-82	-86	-90
Mar15	OP:	0	0									
	OT:	0	-26	-48	-65	-67	-69	-74	-77	-80	-83	-87
Reest -	BA:	0	0	0	0	0	0	0	0	0	0	0
Orig	OP:	-83	-28									
	OT:	-82	-28	-18	-11	-8	-8	-8	-9	-9	-8	-10



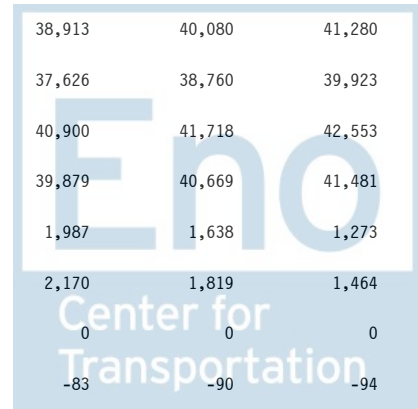
Sorted by FUNC, SFUN, TID, SUB
 (amounts in millions)

		2015	2016	2017	2018	2019	2020	2021	2022	2023	2024	2025
NATIONAL DEFENSE (050)												
017 1806 0 1 051 AA02 DE DE 01 War16												
Appropriation												
Pres 16	BA:	0	32	0	0	0	0	0	0	0	0	0
Reest	OP:	0	0									
	OT:	0	22	8	1	0	0	0	0	0	0	0
Mar 15	BA:	0	0	0	0	0	0	0	0	0	0	0
Base	OP:	0	0									
	OT:	0	0	0	0	0	0	0	0	0	0	0
Orig	BA:	0	32	0	0	0	0	0	0	0	0	0
Pres	OP:	0	0									
	OT:	0	22	8	1	0	0	0	0	0	0	0
Reest -	BA:	0	32	0	0	0	0	0	0	0	0	0
Mar15	OP:	0	0									
	OT:	0	22	8	1	0	0	0	0	0	0	0
Reest -	BA:	0	0	0	0	0	0	0	0	0	0	0
Orig	OP:	0	0									
	OT:	0	0	0	0	0	0	0	0	0	0	0
017 1806 0 1 051 AA03 DE DE 01 0 WAR15												
Appropriation												
Pres 16	BA:	46	0	0	0	0	0	0	0	0	0	0
Reest	OP:	0	12									
	OT:	32	12	1	0	0	0	0	0	0	0	0
Mar 15	BA:	46	47	48	48	49	50	51	53	54	55	56
Base	OP:	0	12						52	53	54	55
	OT:	32	45	47	47	48	49	50	0	0	0	0
Orig	BA:	46	0	0	0	0	0	0	0	0	0	0
Pres	OP:	0	12						0	0	0	0
	OT:	32	12	1	1	0	0	0	0	0	0	0
Reest -	BA:	0	-47	-48	-48	-49	-50	-51	-53	-54	-55	-56
Mar15	OP:	0	0						0	0	0	0
	OT:	0	-33	-46	-47	-48	-49	-50	-52	-53	-54	-55
Reest -	BA:	0	0	0	0	0	0	0	0	0	0	0
Orig	OP:	0	0						0	0	0	0
	OT:	0	0	0	-1	0	0	0	0	0	0	0



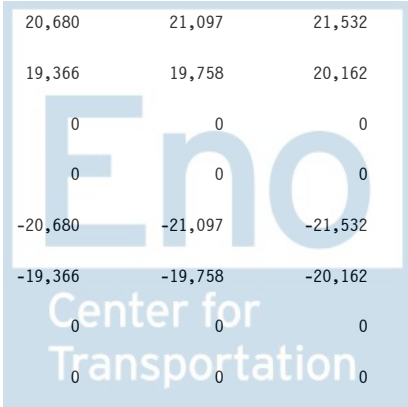
Sorted by FUNC, SFUN, TID, SUB
 (amounts in millions)

		2015	2016	2017	2018	2019	2020	2021	2022	2023	2024	2025
NATIONAL DEFENSE (050)												
Account Total for Operation and maintenance, Navy Reserve												
Pres 16	BA:	1,067	1,034	1,002	1,007	1,036	1,055	1,076	1,098	1,120	1,142	1,165
Reest	OP:	312	301									
	OT:	1,059	1,024	994	991	1,012	1,033	1,053	1,074	1,096	1,118	1,140
Mar 15	BA:	1,067	1,085	1,105	1,128	1,152	1,177	1,203	1,230	1,256	1,283	1,311
Base	OP:	312	301									
	OT:	1,059	1,061	1,080	1,102	1,127	1,151	1,177	1,203	1,229	1,255	1,282
Orig	BA:	1,067	1,034	1,002	1,007	1,036	1,055	1,076	1,098	1,120	1,142	1,165
Pres	OP:	395	329									
	OT:	1,141	1,052	1,012	1,003	1,020	1,041	1,061	1,083	1,105	1,126	1,150
Reest -	BA:	0	-51	-103	-121	-116	-122	-127	-132	-136	-141	-146
Mar15	OP:	0	0									
	OT:	0	-37	-86	-111	-115	-118	-124	-129	-133	-137	-142
Reest -	BA:	0	0	0	0	0	0	0	0	0	0	0
Orig	OP:	-83	-28									
	OT:	-82	-28	-18	-12	-8	-8	-8	-9	-9	-8	-10
Operation and maintenance, Army												
021 2020 0 1 051 AA01 DE DE 01 0												
Appropriation												
Pres 16	BA:	31,753	35,108	37,144	38,510	38,761	39,312	40,098	40,900	41,718	42,553	43,404
Reest	OP:	22,088	15,404									
	OT:	41,934	37,347	37,675	37,607	37,709	38,342	39,048	39,796	40,579	41,387	42,214
Mar 15	BA:	31,753	32,568	33,476	34,505	35,564	36,655	37,763	38,913	40,080	41,280	42,508
Base	OP:	22,088	15,404									
	OT:	41,934	35,759	34,887	34,096	34,420	35,438	36,514	37,626	38,760	39,923	41,115
Orig	BA:	31,753	35,107	37,144	38,510	38,761	39,312	40,098	40,900	41,718	42,553	43,404
Pres	OP:	23,954	23,727									
	OT:	40,408	41,921	39,755	40,336	37,863	38,488	39,131	39,879	40,669	41,481	42,311
Reest -	BA:	0	2,540	3,668	4,005	3,197	2,657	2,335	1,987	1,638	1,273	896
Mar15	OP:	0	0									
	OT:	0	1,588	2,788	3,511	3,289	2,904	2,534	2,170	1,819	1,464	1,099
Reest -	BA:	0	1	0	0	0	0	0	0	0	0	0
Orig	OP:	-1,866	-8,323									
	OT:	1,526	-4,574	-2,080	-2,729	-154	-146	-83	-83	-90	-94	-97



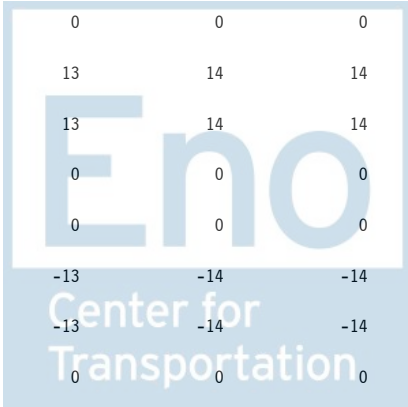
Sorted by FUNC, SFUN, TID, SUB
 (amounts in millions)

		2015	2016	2017	2018	2019	2020	2021	2022	2023	2024	2025
NATIONAL DEFENSE (050)												
021 2020 0 1 051 AA02 DE DE 01 War16												
Appropriation												
Pres 16	BA:	0	11,383	0	0	0	0	0	0	0	0	0
Reest	OP:	0	0									
	OT:	0	5,692	3,415	1,024	455	171	57	0	0	0	0
Mar 15	BA:	0	0	0	0	0	0	0	0	0	0	0
Base	OP:	0	0									
	OT:	0	0	0	0	0	0	0	0	0	0	0
Orig	BA:	0	11,383	0	0	0	0	0	0	0	0	0
Pres	OP:	0	0									
	OT:	0	5,874	3,392	1,742	125	114	80	0	0	0	0
Reest -	BA:	0	11,383	0	0	0	0	0	0	0	0	0
Mar15	OP:	0	0									
	OT:	0	5,692	3,415	1,024	455	171	57	0	0	0	0
Reest -	BA:	0	0	0	0	0	0	0	0	0	0	0
Orig	OP:	0	0									
	OT:	0	-182	23	-718	330	57	-23	0	0	0	0
021 2020 0 1 051 AA04 DE DE 01 0 WAR15												
Appropriation												
Pres 16	BA:	18,109	0	0	0	0	0	0	0	0	0	0
Reest	OP:	0	5,433									
	OT:	9,055	5,433	1,630	724	272	91	0	0	0	0	0
Mar 15	BA:	18,109	18,381	18,707	19,087	19,467	19,866	20,264	20,680	21,097	21,532	21,966
Base	OP:	0	5,433						19,366	19,758	20,162	20,572
	OT:	9,055	14,624	16,498	17,534	18,150	18,605	18,980	0	0	0	0
Orig	BA:	18,359	0	0	0	0	0	0	0	0	0	0
Pres	OP:	0	5,462						0	0	0	0
	OT:	9,466	5,462	2,804	202	183	128	0	0	0	0	0
Reest -	BA:	0	-18,381	-18,707	-19,087	-19,467	-19,866	-20,264	-20,680	-21,097	-21,532	-21,966
Mar15	OP:	0	0						-19,366	-19,758	-20,162	-20,572
	OT:	0	-9,191	-14,868	-16,810	-17,878	-18,514	-18,980	0	0	0	0
Reest -	BA:	-250	0	0	0	0	0	0	0	0	0	0
Orig	OP:	0	-29						0	0	0	0
	OT:	-411	-29	-1,174	522	89	-37	0	0	0	0	0




Sorted by FUNC, SFUN, TID, SUB
 (amounts in millions)

		2015	2016	2017	2018	2019	2020	2021	2022	2023	2024	2025
NATIONAL DEFENSE (050)												
021 2020 0 1 051 AA05 DE DE 01 0												
Appropriation												
Fisher House: Transfer Out (section 8098)												
Pres 16	BA:	-11	-11	0	0	0	0	0	0	0	0	0
Reest	OP:	0	-2									
	OT:	-7	-9	-3	-2	-1	0	0	0	0	0	0
Mar 15	BA:	-11	-11	-12	-12	-12	-13	-13	-13	-14	-14	-15
Base	OP:	0	-2									
	OT:	-7	-9	-11	-12	-12	-12	-13	-13	-13	-14	-14
Orig	BA:	0	0	0	0	0	0	0	0	0	0	0
Pres	OP:	0	0									
	OT:	0	0	0	0	0	0	0	0	0	0	0
Reest -	BA:	0	0	12	12	12	13	13	13	14	14	15
Mar15	OP:	0	0									
	OT:	0	0	8	10	11	12	13	13	13	14	14
Reest -	BA:	-11	-11	0	0	0	0	0	0	0	0	0
Orig	OP:	0	-2									
	OT:	-7	-9	-3	-2	-1	0	0	0	0	0	0
021 2020 0 1 051 AA06 DE DE 01 0												
Appropriation												
Fisher House: Transfer In												
Pres 16	BA:	11	11	0	0	0	0	0	0	0	0	0
Reest	OP:	0	0									
	OT:	11	11	0	0	0	0	0	0	0	0	0
Mar 15	BA:	11	11	12	12	12	13	13	13	14	14	15
Base	OP:	0	0									
	OT:	11	11	12	12	12	13	13	13	14	14	15
Orig	BA:	0	0	0	0	0	0	0	0	0	0	0
Pres	OP:	0	0									
	OT:	0	0	0	0	0	0	0	0	0	0	0
Reest -	BA:	0	0	-12	-12	-12	-13	-13	-13	-14	-14	-15
Mar15	OP:	0	0									
	OT:	0	0	-12	-12	-12	-13	-13	-13	-14	-14	-15
Reest -	BA:	11	11	0	0	0	0	0	0	0	0	0
Orig	OP:	0	0									
	OT:	11	11	0	0	0	0	0	0	0	0	0



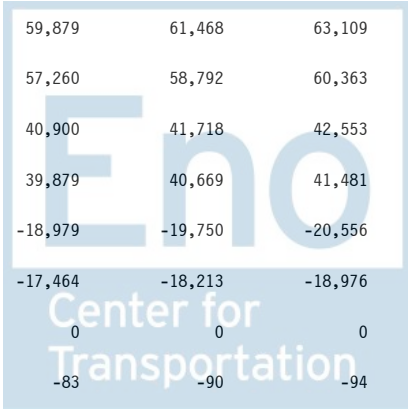
Sorted by FUNC, SFUN, TID, SUB
 (amounts in millions)

		2015	2016	2017	2018	2019	2020	2021	2022	2023	2024	2025
NATIONAL DEFENSE (050)												
021 2020 0 1 051 AA09 DE DE 01 0 WAR15												
Appropriation												
Pres 16	BA:	250	0	0	0	0	0	0	0	0	0	0
Reest	OP:	0	75									
	OT:	125	75	23	10	4	1	0	0	0	0	0
Mar 15	BA:	250	254	258	264	269	274	280	286	291	297	303
Base	OP:	0	75									
	OT:	125	202	228	242	251	257	262	268	273	278	284
Orig	BA:	0	0	0	0	0	0	0	0	0	0	0
Pres	OP:	0	0									
	OT:	0	0	0	0	0	0	0	0	0	0	0
Reest -	BA:	0	-254	-258	-264	-269	-274	-280	-286	-291	-297	-303
Mar15	OP:	0	0									
	OT:	0	-127	-205	-232	-247	-256	-262	-268	-273	-278	-284
Reest -	BA:	250	0	0	0	0	0	0	0	0	0	0
Orig	OP:	0	75									
	OT:	125	75	23	10	4	1	0	0	0	0	0
021 2020 0 1 051 BA60 30 72 10 A SPECTRUM												
Federal Fund												
spectrum												
Pres 16	BA:	59	0	0	0	0	0	0	0	0	0	0
Reest	OP:	0	6									
	OT:	1	6	15	15	15	6	1	0	0	0	0
Mar 15	BA:	59	0	0	0	0	0	0	0	0	0	0
Base	OP:	0	6									
	OT:	1	6	15	15	15	6	1	0	0	0	0
Orig	BA:	59	0	0	0	0	0	0	0	0	0	0
Pres	OP:	0	18									
	OT:	30	18	9	1	1	0	0	0	0	0	0
Reest -	BA:	0	0	0	0	0	0	0	0	0	0	0
Mar15	OP:	0	0									
	OT:	0	0	0	0	0	0	0	0	0	0	0
Reest -	BA:	0	0	0	0	0	0	0	0	0	0	0
Orig	OP:	0	-12									
	OT:	-29	-12	6	14	14	6	1	0	0	0	0



Sorted by FUNC, SFUN, TID, SUB
 (amounts in millions)

		2015	2016	2017	2018	2019	2020	2021	2022	2023	2024	2025
NATIONAL DEFENSE (050)												
021 2020 0 1 051 DE02 DE DE 01 1 STIM09												
Supplemental Emergency												
ARRA Balance												
Pres 16	BA:	0	0	0	0	0	0	0	0	0	0	0
Reest	OP:	1	0									
	OT:	1	0	0	0	0	0	0	0	0	0	0
Mar 15	BA:	0	0	0	0	0	0	0	0	0	0	0
Base	OP:	1	0									
	OT:	1	0	0	0	0	0	0	0	0	0	0
Orig	BA:	0	0	0	0	0	0	0	0	0	0	0
Pres	OP:	0	0									
	OT:	0	0	0	0	0	0	0	0	0	0	0
Reest -	BA:	0	0	0	0	0	0	0	0	0	0	0
Mar15	OP:	0	0									
	OT:	0	0	0	0	0	0	0	0	0	0	0
Reest -	BA:	0	0	0	0	0	0	0	0	0	0	0
Orig	OP:	1	0									
	OT:	1	0	0	0	0	0	0	0	0	0	0
Account Total for Operation and maintenance, Army												
Pres 16	BA:	50,171	46,491	37,144	38,510	38,761	39,312	40,098	40,900	41,718	42,553	43,404
Reest	OP:	22,089	20,916									
	OT:	51,120	48,555	42,755	39,378	38,454	38,611	39,106	39,796	40,579	41,387	42,214
Mar 15	BA:	50,171	51,203	52,441	53,856	55,300	56,795	58,307	59,879	61,468	63,109	64,777
Base	OP:	22,089	20,916									
	OT:	51,120	50,593	51,629	51,887	52,836	54,307	55,757	57,260	58,792	60,363	61,972
Orig	BA:	50,171	46,490	37,144	38,510	38,761	39,312	40,098	40,900	41,718	42,553	43,404
Pres	OP:	23,954	29,207									
	OT:	49,904	53,275	45,960	42,281	38,172	38,730	39,211	39,879	40,669	41,481	42,311
Reest -	BA:	0	-4,712	-15,297	-15,346	-16,539	-17,483	-18,209	-18,979	-19,750	-20,556	-21,373
Mar15	OP:	0	0									
	OT:	0	-2,038	-8,874	-12,509	-14,382	-15,696	-16,651	-17,464	-18,213	-18,976	-19,758
Reest -	BA:	0	1	0	0	0	0	0	0	0	0	0
Orig	OP:	-1,865	-8,291									
	OT:	1,216	-4,720	-3,205	-2,903	282	-119	-105	-83	-90	-94	-97



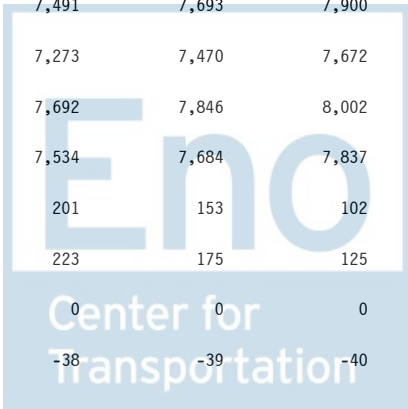
Sorted by FUNC, SFUN, TID, SUB
 (amounts in millions)

		2015	2016	2017	2018	2019	2020	2021	2022	2023	2024	2025
NATIONAL DEFENSE (050)												
Operation and maintenance, Army National Guard												
021 2065 0 1 051 AA01 DE DE 01 0												
Appropriation												
Pres 16	BA:	6,176	6,718	7,006	7,123	7,327	7,393	7,541	7,692	7,846	8,002	8,162
Reest	OP:	2,209	2,084									
	OT:	6,267	6,498	6,759	6,905	7,116	7,220	7,350	7,496	7,645	7,797	7,952
Mar 15	BA:	6,176	6,313	6,469	6,646	6,827	7,015	7,205	7,402	7,602	7,807	8,017
Base	OP:	2,209	2,084									
	OT:	6,267	6,232	6,302	6,438	6,638	6,813	6,998	7,189	7,384	7,584	7,788
Orig	BA:	6,176	6,718	7,006	7,123	7,327	7,393	7,541	7,692	7,846	8,002	8,162
Pres	OP:	2,289	2,061									
	OT:	6,427	6,562	6,866	7,025	7,156	7,261	7,389	7,534	7,684	7,837	7,994
Reest -	BA:	0	405	537	477	500	378	336	290	244	195	145
Mar15	OP:	0	0									
	OT:	0	266	457	467	478	407	352	307	261	213	164
Reest -	BA:	0	0	0	0	0	0	0	0	0	0	0
Orig	OP:	-80	23									
	OT:	-160	-64	-107	-120	-40	-41	-39	-38	-39	-40	-42
021 2065 0 1 051 AA02 DE DE 01 War16												
Appropriation												
Pres 16	BA:	0	61	0	0	0	0	0	0	0	0	0
Reest	OP:	0	0									
	OT:	0	28	23	5	1	1	0	0	0	0	0
Mar 15	BA:	0	0	0	0	0	0	0	0	0	0	0
Base	OP:	0	0									
	OT:	0	0	0	0	0	0	0	0	0	0	0
Orig	BA:	0	61	0	0	0	0	0	0	0	0	0
Pres	OP:	0	0									
	OT:	0	41	16	3	1	0	0	0	0	0	0
Reest -	BA:	0	61	0	0	0	0	0	0	0	0	0
Mar15	OP:	0	0									
	OT:	0	28	23	5	1	1	0	0	0	0	0
Reest -	BA:	0	0	0	0	0	0	0	0	0	0	0
Orig	OP:	0	0									
	OT:	0	-13	7	2	0	1	0	0	0	0	0




Sorted by FUNC, SFUN, TID, SUB
 (amounts in millions)

		2015	2016	2017	2018	2019	2020	2021	2022	2023	2024	2025
NATIONAL DEFENSE (050)												
021 2065 0 1 051 AA04 DE DE 01 0 WAR15												
Appropriation												
Pres 16	BA:	78	0	0	0	0	0	0	0	0	0	0
Reest	OP:	0	30									
	OT:	36	30	6	2	1	0	0	0	0	0	0
Mar 15	BA:	78	79	81	82	84	86	87	89	91	93	95
Base	OP:	0	30									
	OT:	36	66	74	77	79	81	83	84	86	88	90
Orig	BA:	78	0	0	0	0	0	0	0	0	0	0
Pres	OP:	0	20									
	OT:	52	20	4	1	0	0	0	0	0	0	0
Reest -	BA:	0	-79	-81	-82	-84	-86	-87	-89	-91	-93	-95
Mar15	OP:	0	0									
	OT:	0	-36	-68	-75	-78	-81	-83	-84	-86	-88	-90
Reest -	BA:	0	0	0	0	0	0	0	0	0	0	0
Orig	OP:	0	10									
	OT:	-16	10	2	1	1	0	0	0	0	0	0
Account Total for Operation and maintenance, Army National Guard												
Pres 16	BA:	6,254	6,779	7,006	7,123	7,327	7,393	7,541	7,692	7,846	8,002	8,162
Reest	OP:	2,209	2,114									
	OT:	6,303	6,556	6,788	6,912	7,118	7,221	7,350	7,496	7,645	7,797	7,952
Mar 15	BA:	6,254	6,392	6,550	6,728	6,911	7,101	7,292	7,491	7,693	7,900	8,112
Base	OP:	2,209	2,114									
	OT:	6,303	6,298	6,376	6,515	6,717	6,894	7,081	7,273	7,470	7,672	7,878
Orig	BA:	6,254	6,779	7,006	7,123	7,327	7,393	7,541	7,692	7,846	8,002	8,162
Pres	OP:	2,289	2,081									
	OT:	6,479	6,623	6,886	7,029	7,157	7,261	7,389	7,534	7,684	7,837	7,994
Reest -	BA:	0	387	456	395	416	292	249	201	153	102	50
Mar15	OP:	0	0									
	OT:	0	258	412	397	401	327	269	223	175	125	74
Reest -	BA:	0	0	0	0	0	0	0	0	0	0	0
Orig	OP:	-80	33									
	OT:	-176	-67	-98	-117	-39	-40	-39	-38	-39	-40	-42



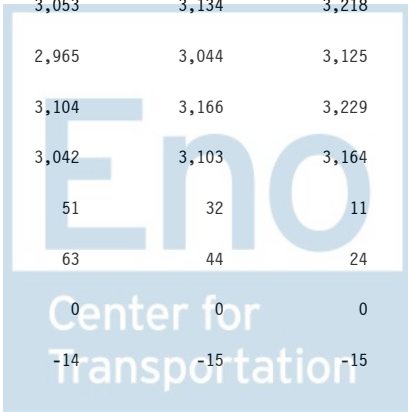
Sorted by FUNC, SFUN, TID, SUB
 (amounts in millions)

		2015	2016	2017	2018	2019	2020	2021	2022	2023	2024	2025
NATIONAL DEFENSE (050)												
Operation and maintenance, Army Reserve												
021 2080 0 1 051 AA01 DE DE 01 0												
Appropriation												
Pres 16	BA:	2,513	2,666	2,790	2,944	2,969	2,983	3,043	3,104	3,166	3,229	3,293
Reest	OP:	1,150	1,220									
	OT:	2,532	2,686	2,699	2,818	2,894	2,930	2,974	3,028	3,088	3,149	3,212
Mar 15	BA:	2,513	2,568	2,630	2,702	2,774	2,850	2,926	3,005	3,085	3,168	3,252
Base	OP:	1,150	1,220									
	OT:	2,532	2,632	2,582	2,626	2,695	2,768	2,842	2,919	2,997	3,077	3,159
Orig	BA:	2,513	2,666	2,790	2,944	2,969	2,983	3,043	3,104	3,166	3,229	3,293
Pres	OP:	1,374	1,143									
	OT:	2,882	2,742	2,775	2,856	2,912	2,941	2,986	3,042	3,103	3,164	3,227
Reest -	BA:	0	98	160	242	195	133	117	99	81	61	41
Mar15	OP:	0	0									
	OT:	0	54	117	192	199	162	132	109	91	72	53
Reest -	BA:	0	0	0	0	0	0	0	0	0	0	0
Orig	OP:	-224	77									
	OT:	-350	-56	-76	-38	-18	-11	-12	-14	-15	-15	-15
021 2080 0 1 051 AA02 DE DE 01 War16												
Appropriation												
Pres 16	BA:	0	25	0	0	0	0	0	0	0	0	0
Reest	OP:	0	0									
	OT:	0	11	10	2	1	0	0	0	0	0	0
Mar 15	BA:	0	0	0	0	0	0	0	0	0	0	0
Base	OP:	0	0									
	OT:	0	0	0	0	0	0	0	0	0	0	0
Orig	BA:	0	25	0	0	0	0	0	0	0	0	0
Pres	OP:	0	0									
	OT:	0	14	8	2	0	0	0	0	0	0	0
Reest -	BA:	0	25	0	0	0	0	0	0	0	0	0
Mar15	OP:	0	0									
	OT:	0	11	10	2	1	0	0	0	0	0	0
Reest -	BA:	0	0	0	0	0	0	0	0	0	0	0
Orig	OP:	0	0									
	OT:	0	-3	2	0	1	0	0	0	0	0	0



Sorted by FUNC, SFUN, TID, SUB
 (amounts in millions)

		2015	2016	2017	2018	2019	2020	2021	2022	2023	2024	2025
NATIONAL DEFENSE (050)												
021 2080 0 1 051 AA03 DE DE 01 0 WAR15												
Appropriation												
Pres 16	BA:	42	0	0	0	0	0	0	0	0	0	0
Reest	OP:	0	17									
	OT:	19	17	4	1	0	0	0	0	0	0	0
Mar 15	BA:	42	43	43	44	45	46	47	48	49	50	51
Base	OP:	0	17									
	OT:	19	36	40	42	43	44	45	46	47	48	49
Orig	BA:	42	0	0	0	0	0	0	0	0	0	0
Pres	OP:	0	13									
	OT:	25	13	3	1	0	0	0	0	0	0	0
Reest -	BA:	0	-43	-43	-44	-45	-46	-47	-48	-49	-50	-51
Mar15	OP:	0	0									
	OT:	0	-19	-36	-41	-43	-44	-45	-46	-47	-48	-49
Reest -	BA:	0	0	0	0	0	0	0	0	0	0	0
Orig	OP:	0	4									
	OT:	-6	4	1	0	0	0	0	0	0	0	0
Account Total for Operation and maintenance, Army Reserve												
Pres 16	BA:	2,555	2,691	2,790	2,944	2,969	2,983	3,043	3,104	3,166	3,229	3,293
Reest	OP:	1,150	1,237									
	OT:	2,551	2,714	2,713	2,821	2,895	2,930	2,974	3,028	3,088	3,149	3,212
Mar 15	BA:	2,555	2,611	2,673	2,746	2,819	2,896	2,973	3,053	3,134	3,218	3,303
Base	OP:	1,150	1,237									
	OT:	2,551	2,668	2,622	2,668	2,738	2,812	2,887	2,965	3,044	3,125	3,208
Orig	BA:	2,555	2,691	2,790	2,944	2,969	2,983	3,043	3,104	3,166	3,229	3,293
Pres	OP:	1,374	1,156									
	OT:	2,907	2,769	2,786	2,859	2,912	2,941	2,986	3,042	3,103	3,164	3,227
Reest -	BA:	0	80	117	198	150	87	70	51	32	11	-10
Mar15	OP:	0	0									
	OT:	0	46	91	153	157	118	87	63	44	24	4
Reest -	BA:	0	0	0	0	0	0	0	0	0	0	0
Orig	OP:	-224	81									
	OT:	-356	-55	-73	-38	-17	-11	-12	-14	-15	-15	-15



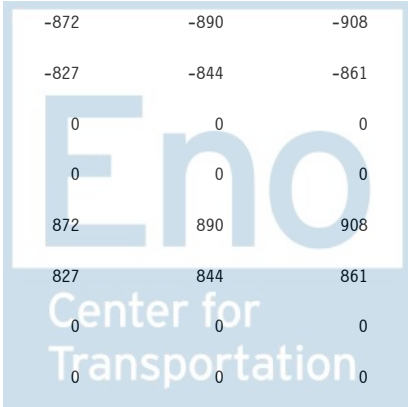
Sorted by FUNC, SFUN, TID, SUB
 (amounts in millions)

		2015	2016	2017	2018	2019	2020	2021	2022	2023	2024	2025
NATIONAL DEFENSE (050)												
Afghanistan security forces fund												
021 2091 0 1 051 AA01 DE DE 01 War16												
Appropriation												
Pres 16	BA:	0	3,762	0	0	0	0	0	0	0	0	0
Reest	OP:	0	0									
	OT:	0	752	1,129	941	564	188	94	19	0	0	0
Mar 15	BA:	0	0	0	0	0	0	0	0	0	0	0
Base	OP:	0	0									
	OT:	0	0	0	0	0	0	0	0	0	0	0
Orig	BA:	0	3,762	0	0	0	0	0	0	0	0	0
Pres	OP:	0	0									
	OT:	0	527	1,843	978	263	132	0	0	0	0	0
Reest -	BA:	0	3,762	0	0	0	0	0	0	0	0	0
Mar15	OP:	0	0									
	OT:	0	752	1,129	941	564	188	94	19	0	0	0
Reest -	BA:	0	0	0	0	0	0	0	0	0	0	0
Orig	OP:	0	0									
	OT:	0	225	-714	-37	301	56	94	19	0	0	0
021 2091 0 1 051 AA02 DE DE 01 0 WAR15												
Appropriation												
Pres 16	BA:	4,109	0	0	0	0	0	0	0	0	0	0
Reest	OP:	0	1,233									
	OT:	822	1,233	1,027	616	205	103	21	0	0	0	0
Mar 15	BA:	4,109	4,171	4,245	4,331	4,417	4,508	4,598	4,692	4,787	4,886	4,984
Base	OP:	0	1,233									
	OT:	822	2,067	3,128	3,799	4,075	4,257	4,363	4,451	4,541	4,633	4,728
Orig	BA:	3,345	0	0	0	0	0	0	0	0	0	0
Pres	OP:	0	1,592									
	OT:	920	1,592	432	234	117	33	0	0	0	0	0
Reest -	BA:	0	-4,171	-4,245	-4,331	-4,417	-4,508	-4,598	-4,692	-4,787	-4,886	-4,984
Mar15	OP:	0	0									
	OT:	0	-834	-2,101	-3,183	-3,870	-4,154	-4,342	-4,451	-4,541	-4,633	-4,728
Reest -	BA:	764	0	0	0	0	0	0	0	0	0	0
Orig	OP:	0	-359									
	OT:	-98	-359	595	382	88	70	21	0	0	0	0




Sorted by FUNC, SFUN, TID, SUB
 (amounts in millions)

		2015	2016	2017	2018	2019	2020	2021	2022	2023	2024	2025
NATIONAL DEFENSE (050)												
021 2091 0 1 051 AA03 DE DE 01 0												
Appropriation												
Pres 16	BA:	0	0	0	0	0	0	0	0	0	0	0
Reest	OP:	3,797	2,190		47	0	0	0	0	0	0	0
	OT:	3,797	2,190	867								
Mar 15	BA:	0	0	0	0	0	0	0	0	0	0	0
Base	OP:	3,797	2,190		47	0	0	0	0	0	0	0
	OT:	3,797	2,190	867								
Orig	BA:	0	0	0	0	0	0	0	0	0	0	0
Pres	OP:	4,032	1,572		630	64	0	0	0	0	0	0
	OT:	4,032	1,572	1,059								
Reest -	BA:	0	0	0	0	0	0	0	0	0	0	0
Mar15	OP:	0	0		0	0	0	0	0	0	0	0
	OT:	0	0	0	0	0	0	0	0	0	0	0
Reest -	BA:	0	0	0	0	0	0	0	0	0	0	0
Orig	OP:	-235	618		-583	-64	0	0	0	0	0	0
	OT:	-235	618	-192								
021 2091 0 1 051 IA01 DE DE 01 0 WAR15												
Rescission												
Pres 16	BA:	-764	0	0	0	0	0	0	0	0	0	0
Reest	OP:	0	-115		-57	-19	-10	-2	0	0	0	0
	OT:	-76	-115	-96								
Mar 15	BA:	-764	-775	-789	-805	-821	-838	-855	-872	-890	-908	-927
Base	OP:	0	-115		-649	-738	-782	-810	-827	-844	-861	-879
	OT:	-76	-270	-486								
Orig	BA:	0	0	0	0	0	0	0	0	0	0	0
Pres	OP:	0	0		0	0	0	0	0	0	0	0
	OT:	0	0	0	0	0	0	0	0	0	0	0
Reest -	BA:	0	775	789	805	821	838	855	872	890	908	927
Mar15	OP:	0	0		592	719	772	808	827	844	861	879
	OT:	0	155	390								
Reest -	BA:	-764	0	0	0	0	0	0	0	0	0	0
Orig	OP:	0	-115		-57	-19	-10	-2	0	0	0	0
	OT:	-76	-115	-96								




Sorted by FUNC, SFUN, TID, SUB
 (amounts in millions)

		2015	2016	2017	2018	2019	2020	2021	2022	2023	2024	2025
NATIONAL DEFENSE (050)												
Account Total for Afghanistan security forces fund												
Pres 16	BA:	3,345	3,762	0	0	0	0	0	0	0	0	0
Reest	OP:	3,797	3,308									
	OT:	4,543	4,060	2,927	1,547	750	281	113	19	0	0	0
Mar 15	BA:	3,345	3,396	3,456	3,526	3,596	3,670	3,743	3,820	3,897	3,978	4,057
Base	OP:	3,797	3,308									
	OT:	4,543	3,987	3,509	3,197	3,337	3,475	3,553	3,624	3,697	3,772	3,849
Orig	BA:	3,345	3,762	0	0	0	0	0	0	0	0	0
Pres	OP:	4,032	3,164									
	OT:	4,952	3,691	3,334	1,842	444	165	0	0	0	0	0
Reest -	BA:	0	366	-3,456	-3,526	-3,596	-3,670	-3,743	-3,820	-3,897	-3,978	-4,057
Mar15	OP:	0	0									
	OT:	0	73	-582	-1,650	-2,587	-3,194	-3,440	-3,605	-3,697	-3,772	-3,849
Reest -	BA:	0	0	0	0	0	0	0	0	0	0	0
Orig	OP:	-235	144									
	OT:	-409	369	-407	-295	306	116	113	19	0	0	0
Iraq security forces fund												
021 2092 0 1 051 AA01 DE DE 01 0												
Appropriation												
Pres 16	BA:	0	0	0	0	0	0	0	0	0	0	0
Reest	OP:	25	5									
	OT:	25	5	0	0	0	0	0	0	0	0	0
Mar 15	BA:	0	0	0	0	0	0	0	0	0	0	0
Base	OP:	25	5									
	OT:	25	5	0	0	0	0	0	0	0	0	0
Orig	BA:	0	0	0	0	0	0	0	0	0	0	0
Pres	OP:	48	0									
	OT:	48	0	0	0	0	0	0	0	0	0	0
Reest -	BA:	0	0	0	0	0	0	0	0	0	0	0
Mar15	OP:	0	0									
	OT:	0	0	0	0	0	0	0	0	0	0	0
Reest -	BA:	0	0	0	0	0	0	0	0	0	0	0
Orig	OP:	-23	5									
	OT:	-23	5	0	0	0	0	0	0	0	0	0



Sorted by FUNC, SFUN, TID, SUB
 (amounts in millions)

		2015	2016	2017	2018	2019	2020	2021	2022	2023	2024	2025
NATIONAL DEFENSE (050)												
Pakistan Counterinsurgency Fund												
021 2095 0 1 051 AA01 DE DE 01 0												
Appropriation												
Pres 16	BA:	0	0	0	0	0	0	0	0	0	0	0
Reest	OP:	4	1									
	OT:	4	1	0	0	0	0	0	0	0	0	0
Mar 15	BA:	0	0	0	0	0	0	0	0	0	0	0
Base	OP:	4	1									
	OT:	4	1	0	0	0	0	0	0	0	0	0
Orig	BA:	0	0	0	0	0	0	0	0	0	0	0
Pres	OP:	7	6									
	OT:	7	6	0	0	0	0	0	0	0	0	0
Reest -	BA:	0	0	0	0	0	0	0	0	0	0	0
Mar15	OP:	0	0									
	OT:	0	0	0	0	0	0	0	0	0	0	0
Reest -	BA:	0	0	0	0	0	0	0	0	0	0	0
Orig	OP:	-3	-5									
	OT:	-3	-5	0	0	0	0	0	0	0	0	0
Afghanistan Infrastructure Fund												
021 2096 0 1 051 AA02 DE DE 01 0												
Appropriation												
Pres 16	BA:	0	0	0	0	0	0	0	0	0	0	0
Reest	OP:	286	219									
	OT:	286	219	73	20	10	0	0	0	0	0	0
Mar 15	BA:	0	0	0	0	0	0	0	0	0	0	0
Base	OP:	286	219									
	OT:	286	219	73	20	10	0	0	0	0	0	0
Orig	BA:	0	0	0	0	0	0	0	0	0	0	0
Pres	OP:	243	139									
	OT:	243	139	37	11	0	0	0	0	0	0	0
Reest -	BA:	0	0	0	0	0	0	0	0	0	0	0
Mar15	OP:	0	0									
	OT:	0	0	0	0	0	0	0	0	0	0	0
Reest -	BA:	0	0	0	0	0	0	0	0	0	0	0
Orig	OP:	43	80									
	OT:	43	80	36	9	10	0	0	0	0	0	0




Sorted by FUNC, SFUN, TID, SUB
 (amounts in millions)

		2015	2016	2017	2018	2019	2020	2021	2022	2023	2024	2025
NATIONAL DEFENSE (050)												
Iraq Train and Equip Fund												
021 2097 0 1 051 AA01 DE DE 01 0 WAR15												
Appropriation												
Pres 16	BA:	1,618	0	0	0	0	0	0	0	0	0	0
Reest	OP:	0	566									
	OT:	405	566	534	81	16	0	0	0	0	0	0
Mar 15	BA:	1,618	1,642	1,671	1,705	1,739	1,775	1,811	1,848	1,885	1,924	1,963
Base	OP:	0	566									
	OT:	405	977	1,526	1,634	1,681	1,715	1,750	1,786	1,822	1,859	1,897
Orig	BA:	1,618	0	0	0	0	0	0	0	0	0	0
Pres	OP:	0	647									
	OT:	647	647	162	89	0	0	0	0	0	0	0
Reest -	BA:	0	-1,642	-1,671	-1,705	-1,739	-1,775	-1,811	-1,848	-1,885	-1,924	-1,963
Mar15	OP:	0	0									
	OT:	0	-411	-992	-1,553	-1,665	-1,715	-1,750	-1,786	-1,822	-1,859	-1,897
Reest -	BA:	0	0	0	0	0	0	0	0	0	0	0
Orig	OP:	0	-81									
	OT:	-242	-81	372	-8	16	0	0	0	0	0	0
021 2097 0 1 051 AA02 DE DE 01 War16												
Appropriation												
Pres 16	BA:	0	715	0	0	0	0	0	0	0	0	0
Reest	OP:	0	0									
	OT:	0	72	250	250	107	21	7	0	0	0	0
Mar 15	BA:	0	0	0	0	0	0	0	0	0	0	0
Base	OP:	0	0									
	OT:	0	0	0	0	0	0	0	0	0	0	0
Orig	BA:	0	715	0	0	0	0	0	0	0	0	0
Pres	OP:	0	0									
	OT:	0	286	286	72	39	0	0	0	0	0	0
Reest -	BA:	0	715	0	0	0	0	0	0	0	0	0
Mar15	OP:	0	0									
	OT:	0	72	250	250	107	21	7	0	0	0	0
Reest -	BA:	0	0	0	0	0	0	0	0	0	0	0
Orig	OP:	0	0									
	OT:	0	-214	-36	178	68	21	7	0	0	0	0



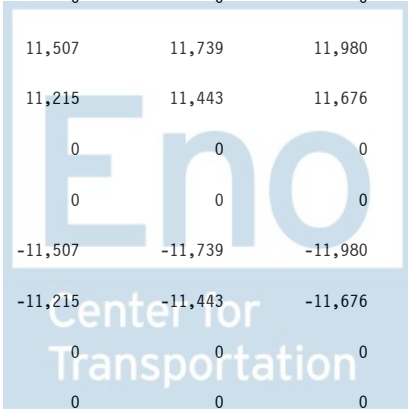
Sorted by FUNC, SFUN, TID, SUB
 (amounts in millions)

		2015	2016	2017	2018	2019	2020	2021	2022	2023	2024	2025
NATIONAL DEFENSE (050)												
Account Total for Iraq Train and Equip Fund												
Pres 16	BA:	1,618	715	0	0	0	0	0	0	0	0	0
Reest	OP:	0	566									
	OT:	405	638	784	331	123	21	7	0	0	0	0
Mar 15	BA:	1,618	1,642	1,671	1,705	1,739	1,775	1,811	1,848	1,885	1,924	1,963
Base	OP:	0	566									
	OT:	405	977	1,526	1,634	1,681	1,715	1,750	1,786	1,822	1,859	1,897
Orig	BA:	1,618	715	0	0	0	0	0	0	0	0	0
Pres	OP:	0	647									
	OT:	647	933	448	161	39	0	0	0	0	0	0
Reest -	BA:	0	-927	-1,671	-1,705	-1,739	-1,775	-1,811	-1,848	-1,885	-1,924	-1,963
Mar15	OP:	0	0									
	OT:	0	-339	-742	-1,303	-1,558	-1,694	-1,743	-1,786	-1,822	-1,859	-1,897
Reest -	BA:	0	0	0	0	0	0	0	0	0	0	0
Orig	OP:	0	-81									
	OT:	-242	-295	336	170	84	21	7	0	0	0	0
Syria Train and Equip Fund												
021 2098 0 1 051 AA01 DE DE 01 War16												
Appropriation												
Pres 16	BA:	0	600	0	0	0	0	0	0	0	0	0
Reest	OP:	0	0									
	OT:	0	240	240	60	33	21	0	0	0	0	0
Mar 15	BA:	0	0	0	0	0	0	0	0	0	0	0
Base	OP:	0	0									
	OT:	0	0	0	0	0	0	0	0	0	0	0
Orig	BA:	0	600	0	0	0	0	0	0	0	0	0
Pres	OP:	0	0									
	OT:	0	240	240	60	33	0	0	0	0	0	0
Reest -	BA:	0	600	0	0	0	0	0	0	0	0	0
Mar15	OP:	0	0									
	OT:	0	240	240	60	33	21	0	0	0	0	0
Reest -	BA:	0	0	0	0	0	0	0	0	0	0	0
Orig	OP:	0	0									
	OT:	0	0	0	0	0	21	0	0	0	0	0




Sorted by FUNC, SFUN, TID, SUB
 (amounts in millions)

		2015	2016	2017	2018	2019	2020	2021	2022	2023	2024	2025
NATIONAL DEFENSE (050)												
Operation and maintenance, Air Force												
057 3400 0 1 051 AA01 DE DE 01 0												
Appropriation												
Pres 16	BA:	34,459	38,192	39,564	39,902	39,984	40,401	41,209	42,033	42,874	43,731	44,606
Reest	OP:	14,555	10,859									
	OT:	38,504	37,402	38,913	39,304	39,446	39,767	40,444	41,225	42,041	42,879	43,736
Mar 15	BA:	34,459	35,280	36,203	37,251	38,327	39,438	40,564	41,733	42,917	44,138	45,383
Base	OP:	14,555	10,859									
	OT:	38,504	35,379	35,919	36,556	37,495	38,542	39,646	40,787	41,949	43,142	44,362
Orig	BA:	34,459	38,192	39,564	39,902	39,984	40,401	41,209	42,033	42,874	43,731	44,606
Pres	OP:	12,639	14,146									
	OT:	34,107	37,940	40,966	40,438	40,476	39,813	40,435	41,195	42,013	42,852	43,710
Reest -	BA:	0	2,912	3,361	2,651	1,657	963	645	300	-43	-407	-777
Mar15	OP:	0	0									
	OT:	0	2,023	2,994	2,748	1,951	1,225	798	438	92	-263	-626
Reest -	BA:	0	0	0	0	0	0	0	0	0	0	0
Orig	OP:	1,916	-3,287									
	OT:	4,397	-538	-2,053	-1,134	-1,030	-46	9	30	28	27	26
057 3400 0 1 051 AA02 DE DE 01 0 WAR15												
Appropriation												
Pres 16	BA:	10,076	0	0	0	0	0	0	0	0	0	0
Reest	OP:	0	3,688									
	OT:	5,038	3,688	756	343	101	30	0	0	0	0	0
Mar 15	BA:	10,076	10,227	10,409	10,620	10,832	11,053	11,275	11,507	11,739	11,980	12,222
Base	OP:	0	3,688									
	OT:	5,038	8,802	9,703	10,229	10,532	10,774	10,991	11,215	11,443	11,676	11,913
Orig	BA:	10,076	0	0	0	0	0	0	0	0	0	0
Pres	OP:	0	2,539									
	OT:	6,277	2,539	998	151	6	0	0	0	0	0	0
Reest -	BA:	0	-10,227	-10,409	-10,620	-10,832	-11,053	-11,275	-11,507	-11,739	-11,980	-12,222
Mar15	OP:	0	0									
	OT:	0	-5,114	-8,947	-9,886	-10,431	-10,744	-10,991	-11,215	-11,443	-11,676	-11,913
Reest -	BA:	0	0	0	0	0	0	0	0	0	0	0
Orig	OP:	0	1,149									
	OT:	-1,239	1,149	-242	192	95	30	0	0	0	0	0




Sorted by FUNC, SFUN, TID, SUB
 (amounts in millions)

		2015	2016	2017	2018	2019	2020	2021	2022	2023	2024	2025
NATIONAL DEFENSE (050)												
057 3400 0 1 051 AA03 DE DE 01 War16												
Appropriation												
Pres 16	BA:	0	9,090	0	0	0	0	0	0	0	0	0
Reest	OP:	0	0									
	OT:	0	4,545	3,327	682	309	91	27	0	0	0	0
Mar 15	BA:	0	0	0	0	0	0	0	0	0	0	0
Base	OP:	0	0									
	OT:	0	0	0	0	0	0	0	0	0	0	0
Orig	BA:	0	9,090	0	0	0	0	0	0	0	0	0
Pres	OP:	0	0									
	OT:	0	5,690	2,272	900	136	45	0	0	0	0	0
Reest -	BA:	0	9,090	0	0	0	0	0	0	0	0	0
Mar15	OP:	0	0									
	OT:	0	4,545	3,327	682	309	91	27	0	0	0	0
Reest -	BA:	0	0	0	0	0	0	0	0	0	0	0
Orig	OP:	0	0									
	OT:	0	-1,145	1,055	-218	173	46	27	0	0	0	0
057 3400 0 1 051 AA06 DE DE 01 0												
Appropriation												
Fisher House: Transfer Out (section 8098)												
Pres 16	BA:	-11	-11	0	0	0	0	0	0	0	0	0
Reest	OP:	0	-3									
	OT:	-8	-11	-3	-1	0	0	0	0	0	0	0
Mar 15	BA:	-11	-11	-12	-12	-12	-13	-13	-13	-14	-14	-14
Base	OP:	0	-3									
	OT:	-8	-11	-11	-12	-12	-13	-13	-13	-14	-14	-14
Orig	BA:	0	0	0	0	0	0	0	0	0	0	0
Pres	OP:	0	0									
	OT:	0	0	0	0	0	0	0	0	0	0	0
Reest -	BA:	0	0	12	12	12	13	13	13	14	14	14
Mar15	OP:	0	0									
	OT:	0	0	8	11	12	13	13	13	14	14	14
Reest -	BA:	-11	-11	0	0	0	0	0	0	0	0	0
Orig	OP:	0	-3									
	OT:	-8	-11	-3	-1	0	0	0	0	0	0	0



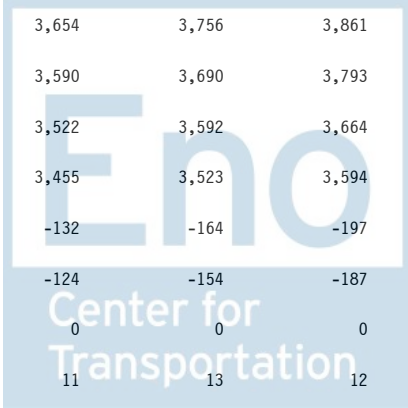
Sorted by FUNC, SFUN, TID, SUB
 (amounts in millions)

		2015	2016	2017	2018	2019	2020	2021	2022	2023	2024	2025
NATIONAL DEFENSE (050)												
057 3400 0 1 051 AA07 DE DE 01 0												
Appropriation												
Fisher House: Transfer In												
Pres 16	BA:	11	11	0	0	0	0	0	0	0	0	0
Reest	OP:	0	0									
	OT:	11	11	0	0	0	0	0	0	0	0	0
Mar 15	BA:	11	11	12	12	12	13	13	13	14	14	14
Base	OP:	0	0									
	OT:	11	11	12	12	12	13	13	13	14	14	14
Orig	BA:	0	0	0	0	0	0	0	0	0	0	0
Pres	OP:	0	0									
	OT:	0	0	0	0	0	0	0	0	0	0	0
Reest -	BA:	0	0	-12	-12	-12	-13	-13	-13	-14	-14	-14
Mar15	OP:	0	0									
	OT:	0	0	-12	-12	-12	-13	-13	-13	-14	-14	-14
Reest -	BA:	11	11	0	0	0	0	0	0	0	0	0
Orig	OP:	0	0									
	OT:	11	11	0	0	0	0	0	0	0	0	0
057 3400 0 1 051 BA60 30 72 10 A SPECTRUM												
Federal Fund												
spectrum												
Pres 16	BA:	153	0	0	0	0	0	0	0	0	0	0
Reest	OP:	0	46									
	OT:	8	46	46	46	6	0	0	0	0	0	0
Mar 15	BA:	153	0	0	0	0	0	0	0	0	0	0
Base	OP:	0	46									
	OT:	8	46	46	46	6	0	0	0	0	0	0
Orig	BA:	153	0	0	0	0	0	0	0	0	0	0
Pres	OP:	0	39									
	OT:	95	39	15	2	0	0	0	0	0	0	0
Reest -	BA:	0	0	0	0	0	0	0	0	0	0	0
Mar15	OP:	0	0									
	OT:	0	0	0	0	0	0	0	0	0	0	0
Reest -	BA:	0	0	0	0	0	0	0	0	0	0	0
Orig	OP:	0	7									
	OT:	-87	7	31	44	6	0	0	0	0	0	0



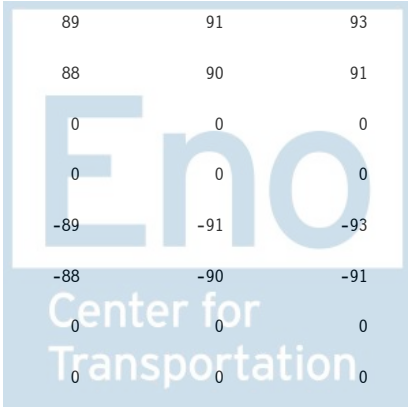
Sorted by FUNC, SFUN, TID, SUB
 (amounts in millions)

		2015	2016	2017	2018	2019	2020	2021	2022	2023	2024	2025
NATIONAL DEFENSE (050)												
Account Total for Operation and maintenance, Air Force												
Pres 16	BA:	44,688	47,282	39,564	39,902	39,984	40,401	41,209	42,033	42,874	43,731	44,606
Reest	OP:	14,555	14,590									
	OT:	43,553	45,681	43,039	40,374	39,862	39,888	40,471	41,225	42,041	42,879	43,736
Mar 15	BA:	44,688	45,507	46,612	47,871	49,159	50,491	51,839	53,240	54,656	56,118	57,605
Base	OP:	14,555	14,590									
	OT:	43,553	44,227	45,669	46,831	48,033	49,316	50,637	52,002	53,392	54,818	56,275
Orig	BA:	44,688	47,282	39,564	39,902	39,984	40,401	41,209	42,033	42,874	43,731	44,606
Pres	OP:	12,639	16,724									
	OT:	40,479	46,208	44,251	41,491	40,618	39,858	40,435	41,195	42,013	42,852	43,710
Reest -	BA:	0	1,775	-7,048	-7,969	-9,175	-10,090	-10,630	-11,207	-11,782	-12,387	-12,999
Mar15	OP:	0	0									
	OT:	0	1,454	-2,630	-6,457	-8,171	-9,428	-10,166	-10,777	-11,351	-11,939	-12,539
Reest -	BA:	0	0	0	0	0	0	0	0	0	0	0
Orig	OP:	1,916	-2,134									
	OT:	3,074	-527	-1,212	-1,117	-756	30	36	30	28	27	26
Operation and maintenance, Air Force Reserve												
057 3740 0 1 051 AA01 DE DE 01 0												
Appropriation												
Pres 16	BA:	3,026	3,064	3,209	3,261	3,234	3,385	3,453	3,522	3,592	3,664	3,737
Reest	OP:	596	599									
	OT:	2,987	3,020	3,146	3,209	3,201	3,318	3,397	3,466	3,536	3,606	3,678
Mar 15	BA:	3,026	3,097	3,176	3,267	3,360	3,456	3,553	3,654	3,756	3,861	3,969
Base	OP:	596	599									
	OT:	2,987	3,046	3,125	3,209	3,301	3,395	3,491	3,590	3,690	3,793	3,899
Orig	BA:	3,026	3,064	3,209	3,261	3,234	3,385	3,453	3,522	3,592	3,664	3,737
Pres	OP:	707	719									
	OT:	2,977	3,017	3,171	3,208	3,194	3,303	3,385	3,455	3,523	3,594	3,666
Reest -	BA:	0	-33	33	-6	-126	-71	-100	-132	-164	-197	-232
Mar15	OP:	0	0									
	OT:	0	-26	21	0	-100	-77	-94	-124	-154	-187	-221
Reest -	BA:	0	0	0	0	0	0	0	0	0	0	0
Orig	OP:	-111	-120									
	OT:	10	3	-25	1	7	15	12	11	13	12	12



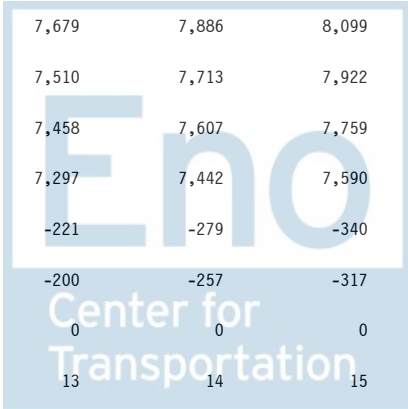
Sorted by FUNC, SFUN, TID, SUB
 (amounts in millions)

		2015	2016	2017	2018	2019	2020	2021	2022	2023	2024	2025
NATIONAL DEFENSE (050)												
057 3740 0 1 051 AA02 DE DE 01 War16												
Appropriation												
Pres 16	BA:	0	58	0	0	0	0	0	0	0	0	0
Reest	OP:	0	0									
	OT:	0	46	10	1	0	0	0	0	0	0	0
Mar 15	BA:	0	0	0	0	0	0	0	0	0	0	0
Base	OP:	0	0									
	OT:	0	0	0	0	0	0	0	0	0	0	0
Orig	BA:	0	58	0	0	0	0	0	0	0	0	0
Pres	OP:	0	0									
	OT:	0	44	12	1	0	0	0	0	0	0	0
Reest -	BA:	0	58	0	0	0	0	0	0	0	0	0
Mar15	OP:	0	0									
	OT:	0	46	10	1	0	0	0	0	0	0	0
Reest -	BA:	0	0	0	0	0	0	0	0	0	0	0
Orig	OP:	0	0									
	OT:	0	2	-2	0	0	0	0	0	0	0	0
057 3740 0 1 051 AA04 DE DE 01 0 WAR15												
Appropriation												
Pres 16	BA:	78	0	0	0	0	0	0	0	0	0	0
Reest	OP:	0	13									
	OT:	62	13	2	0	0	0	0	0	0	0	0
Mar 15	BA:	78	79	81	82	84	86	87	89	91	93	95
Base	OP:	0	13									
	OT:	62	75	79	81	83	85	86	88	90	91	93
Orig	BA:	78	0	0	0	0	0	0	0	0	0	0
Pres	OP:	0	16									
	OT:	58	16	2	0	0	0	0	0	0	0	0
Reest -	BA:	0	-79	-81	-82	-84	-86	-87	-89	-91	-93	-95
Mar15	OP:	0	0									
	OT:	0	-62	-77	-81	-83	-85	-86	-88	-90	-91	-93
Reest -	BA:	0	0	0	0	0	0	0	0	0	0	0
Orig	OP:	0	-3									
	OT:	4	-3	0	0	0	0	0	0	0	0	0



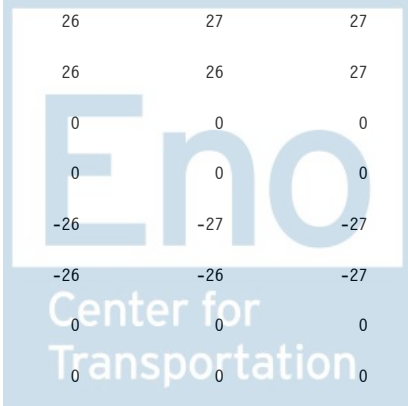
Sorted by FUNC, SFUN, TID, SUB
 (amounts in millions)

		2015	2016	2017	2018	2019	2020	2021	2022	2023	2024	2025
NATIONAL DEFENSE (050)												
Account Total for Operation and maintenance, Air Force Reserve												
Pres 16	BA:	3,104	3,122	3,209	3,261	3,234	3,385	3,453	3,522	3,592	3,664	3,737
Reest	OP:	596	612									
	OT:	3,049	3,079	3,158	3,210	3,201	3,318	3,397	3,466	3,536	3,606	3,678
Mar 15	BA:	3,104	3,176	3,257	3,349	3,444	3,542	3,640	3,743	3,847	3,954	4,064
Base	OP:	596	612									
	OT:	3,049	3,121	3,204	3,290	3,384	3,480	3,577	3,678	3,780	3,884	3,992
Orig	BA:	3,104	3,122	3,209	3,261	3,234	3,385	3,453	3,522	3,592	3,664	3,737
Pres	OP:	707	735									
	OT:	3,035	3,077	3,185	3,209	3,194	3,303	3,385	3,455	3,523	3,594	3,666
Reest -	BA:	0	-54	-48	-88	-210	-157	-187	-221	-255	-290	-327
Mar15	OP:	0	0									
	OT:	0	-42	-46	-80	-183	-162	-180	-212	-244	-278	-314
Reest -	BA:	0	0	0	0	0	0	0	0	0	0	0
Orig	OP:	-111	-123									
	OT:	14	2	-27	1	7	15	12	11	13	12	12
Operation and maintenance, Air National Guard 057 3840 0 1 051 AA01 DE DE 01 0												
Appropriation												
Pres 16	BA:	6,408	6,956	6,940	7,105	7,132	7,168	7,311	7,458	7,607	7,759	7,914
Reest	OP:	1,391	1,522									
	OT:	6,082	6,614	6,824	6,960	7,018	7,056	7,171	7,310	7,456	7,605	7,757
Mar 15	BA:	6,408	6,550	6,711	6,895	7,083	7,278	7,474	7,679	7,886	8,099	8,316
Base	OP:	1,391	1,522									
	OT:	6,082	6,317	6,569	6,744	6,928	7,118	7,310	7,510	7,713	7,922	8,134
Orig	BA:	6,408	6,956	6,940	7,105	7,132	7,168	7,311	7,458	7,607	7,759	7,914
Pres	OP:	1,698	1,647									
	OT:	6,376	6,725	6,835	6,992	7,033	7,042	7,157	7,297	7,442	7,590	7,742
Reest -	BA:	0	406	229	210	49	-110	-163	-221	-279	-340	-402
Mar15	OP:	0	0									
	OT:	0	297	255	216	90	-62	-139	-200	-257	-317	-377
Reest -	BA:	0	0	0	0	0	0	0	0	0	0	0
Orig	OP:	-307	-125									
	OT:	-294	-111	-11	-32	-15	14	14	13	14	15	15



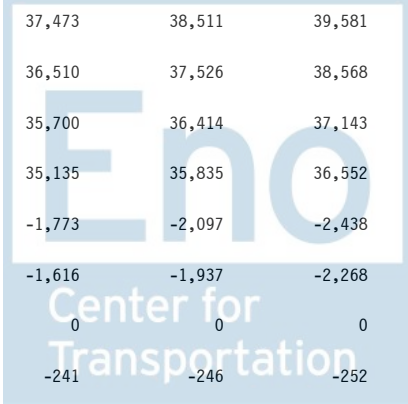
Sorted by FUNC, SFUN, TID, SUB
 (amounts in millions)

		2015	2016	2017	2018	2019	2020	2021	2022	2023	2024	2025
NATIONAL DEFENSE (050)												
057 3840 0 1 051 AA02 DE DE 01 War16												
Appropriation												
Pres 16	BA:	0	20	0	0	0	0	0	0	0	0	0
Reest	OP:	0	0									
	OT:	0	15	4	1	0	0	0	0	0	0	0
Mar 15	BA:	0	0	0	0	0	0	0	0	0	0	0
Base	OP:	0	0									
	OT:	0	0	0	0	0	0	0	0	0	0	0
Orig	BA:	0	20	0	0	0	0	0	0	0	0	0
Pres	OP:	0	0									
	OT:	0	15	4	0	0	0	0	0	0	0	0
Reest -	BA:	0	20	0	0	0	0	0	0	0	0	0
Mar15	OP:	0	0									
	OT:	0	15	4	1	0	0	0	0	0	0	0
Reest -	BA:	0	0	0	0	0	0	0	0	0	0	0
Orig	OP:	0	0									
	OT:	0	0	0	1	0	0	0	0	0	0	0
057 3840 0 1 051 AA04 DE DE 01 0 WAR15												
Appropriation												
Pres 16	BA:	23	0	0	0	0	0	0	0	0	0	0
Reest	OP:	0	5									
	OT:	17	5	1	0	0	0	0	0	0	0	0
Mar 15	BA:	23	23	24	24	25	25	26	26	27	27	28
Base	OP:	0	5									
	OT:	17	22	23	24	24	25	25	26	26	27	27
Orig	BA:	23	0	0	0	0	0	0	0	0	0	0
Pres	OP:	0	5									
	OT:	17	5	0	0	0	0	0	0	0	0	0
Reest -	BA:	0	-23	-24	-24	-25	-25	-26	-26	-27	-27	-28
Mar15	OP:	0	0									
	OT:	0	-17	-22	-24	-24	-25	-25	-26	-26	-27	-27
Reest -	BA:	0	0	0	0	0	0	0	0	0	0	0
Orig	OP:	0	0									
	OT:	0	0	1	0	0	0	0	0	0	0	0




Sorted by FUNC, SFUN, TID, SUB
 (amounts in millions)

		2015	2016	2017	2018	2019	2020	2021	2022	2023	2024	2025
NATIONAL DEFENSE (050)												
Account Total for Operation and maintenance, Air National Guard												
Pres 16	BA:	6,431	6,976	6,940	7,105	7,132	7,168	7,311	7,458	7,607	7,759	7,914
Reest	OP:	1,391	1,527									
	OT:	6,099	6,634	6,829	6,961	7,018	7,056	7,171	7,310	7,456	7,605	7,757
Mar 15	BA:	6,431	6,573	6,735	6,919	7,108	7,303	7,500	7,705	7,913	8,126	8,344
Base	OP:	1,391	1,527									
	OT:	6,099	6,339	6,592	6,768	6,952	7,143	7,335	7,536	7,739	7,949	8,161
Orig	BA:	6,431	6,976	6,940	7,105	7,132	7,168	7,311	7,458	7,607	7,759	7,914
Pres	OP:	1,698	1,652									
	OT:	6,393	6,745	6,839	6,992	7,033	7,042	7,157	7,297	7,442	7,590	7,742
Reest -	BA:	0	403	205	186	24	-135	-189	-247	-306	-367	-430
Mar15	OP:	0	0									
	OT:	0	295	237	193	66	-87	-164	-226	-283	-344	-404
Reest -	BA:	0	0	0	0	0	0	0	0	0	0	0
Orig	OP:	-307	-125									
	OT:	-294	-111	-10	-31	-15	14	14	13	14	15	15
Operation and maintenance, Defense-wide												
097 0100 0 1 051 AA01 DE DE 01 0												
Appropriation												
Pres 16	BA:	31,101	32,441	32,820	33,252	33,691	34,314	35,000	35,700	36,414	37,143	37,885
Reest	OP:	12,725	10,325									
	OT:	33,563	32,060	32,190	32,553	33,104	33,619	34,259	34,894	35,589	36,300	37,025
Mar 15	BA:	31,101	31,818	32,626	33,546	34,488	35,462	36,449	37,473	38,511	39,581	40,670
Base	OP:	12,725	10,325									
	OT:	33,563	31,643	31,891	32,684	33,706	34,605	35,558	36,510	37,526	38,568	39,633
Orig	BA:	31,101	32,441	32,820	33,252	33,691	34,314	35,000	35,700	36,414	37,143	37,885
Pres	OP:	12,545	11,682									
	OT:	30,647	30,564	33,013	33,112	33,270	33,817	34,455	35,135	35,835	36,552	37,283
Reest -	BA:	0	623	194	-294	-797	-1,148	-1,449	-1,773	-2,097	-2,438	-2,785
Mar15	OP:	0	0									
	OT:	0	417	299	-131	-602	-986	-1,299	-1,616	-1,937	-2,268	-2,608
Reest -	BA:	0	0	0	0	0	0	0	0	0	0	0
Orig	OP:	180	-1,357									
	OT:	2,916	1,496	-823	-559	-166	-198	-196	-241	-246	-252	-258



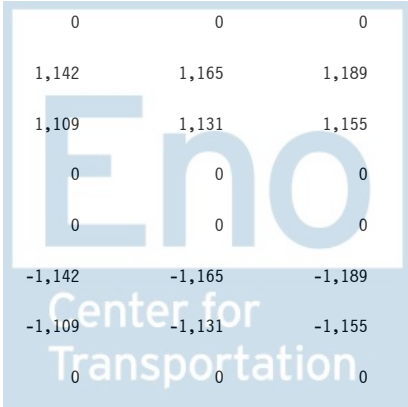
Sorted by FUNC, SFUN, TID, SUB
 (amounts in millions)

		2015	2016	2017	2018	2019	2020	2021	2022	2023	2024	2025
NATIONAL DEFENSE (050)												
097 0100 0 1 051 AA02 DE DE 01 War16												
Appropriation												
Pres 16	BA:	0	5,806	0	0	0	0	0	0	0	0	0
Reest	OP:	0	0									
	OT:	0	2,700	2,288	604	116	6	6	0	0	0	0
Mar 15	BA:	0	0	0	0	0	0	0	0	0	0	0
Base	OP:	0	0									
	OT:	0	0	0	0	0	0	0	0	0	0	0
Orig	BA:	0	5,806	0	0	0	0	0	0	0	0	0
Pres	OP:	0	0									
	OT:	0	3,286	1,800	575	87	29	0	0	0	0	0
Reest -	BA:	0	5,806	0	0	0	0	0	0	0	0	0
Mar15	OP:	0	0									
	OT:	0	2,700	2,288	604	116	6	6	0	0	0	0
Reest -	BA:	0	0	0	0	0	0	0	0	0	0	0
Orig	OP:	0	0									
	OT:	0	-586	488	29	29	-23	6	0	0	0	0
097 0100 0 1 051 AA03 DE DE 01 0												
Appropriation												
'16 Request: Section 8026 Transfer Out												
Pres 16	BA:	-30	-30	0	0	0	0	0	0	0	0	0
Reest	OP:	0	-8									
	OT:	-20	-28	-9	-1	-1	0	0	0	0	0	0
Mar 15	BA:	-30	-30	-31	-32	-32	-33	-34	-34	-35	-36	-36
Base	OP:	0	-8									
	OT:	-20	-28	-30	-31	-31	-32	-33	-33	-34	-35	-35
Orig	BA:	0	0	0	0	0	0	0	0	0	0	0
Pres	OP:	0	0									
	OT:	0	0	0	0	0	0	0	0	0	0	0
Reest -	BA:	0	0	31	32	32	33	34	34	35	36	36
Mar15	OP:	0	0									
	OT:	0	0	21	30	30	32	33	33	34	35	35
Reest -	BA:	-30	-30	0	0	0	0	0	0	0	0	0
Orig	OP:	0	-8									
	OT:	-20	-28	-9	-1	-1	0	0	0	0	0	0




Sorted by FUNC, SFUN, TID, SUB
 (amounts in millions)

		2015	2016	2017	2018	2019	2020	2021	2022	2023	2024	2025
NATIONAL DEFENSE (050)												
097 0100 0 1 051 AA04 DE DE 01 0												
Appropriation												
Section 8026 Transfer In												
Pres 16	BA:	30	30	0	0	0	0	0	0	0	0	0
Reest	OP:	0	1									
	OT:	29	30	1	0	0	0	0	0	0	0	0
Mar 15	BA:	30	30	31	32	32	33	34	34	35	36	36
Base	OP:	0	1									
	OT:	29	30	31	32	32	33	34	34	35	36	36
Orig	BA:	0	0	0	0	0	0	0	0	0	0	0
Pres	OP:	0	0									
	OT:	0	0	0	0	0	0	0	0	0	0	0
Reest -	BA:	0	0	-31	-32	-32	-33	-34	-34	-35	-36	-36
Mar15	OP:	0	0									
	OT:	0	0	-30	-32	-32	-33	-34	-34	-35	-36	-36
Reest -	BA:	30	30	0	0	0	0	0	0	0	0	0
Orig	OP:	0	1									
	OT:	29	30	1	0	0	0	0	0	0	0	0
097 0100 0 1 051 AA05 DE DE 01 0 WAR15												
Appropriation												
Readiness: Section 9018 (FY2015 bill)												
Pres 16	BA:	1,000	0	0	0	0	0	0	0	0	0	0
Reest	OP:	0	328									
	OT:	494	328	125	30	8	0	0	0	0	0	0
Mar 15	BA:	1,000	1,015	1,033	1,054	1,075	1,097	1,119	1,142	1,165	1,189	1,213
Base	OP:	0	328									
	OT:	494	829	968	1,016	1,044	1,065	1,087	1,109	1,131	1,155	1,178
Orig	BA:	0	0	0	0	0	0	0	0	0	0	0
Pres	OP:	0	0									
	OT:	0	0	0	0	0	0	0	0	0	0	0
Reest -	BA:	0	-1,015	-1,033	-1,054	-1,075	-1,097	-1,119	-1,142	-1,165	-1,189	-1,213
Mar15	OP:	0	0									
	OT:	0	-501	-843	-986	-1,036	-1,065	-1,087	-1,109	-1,131	-1,155	-1,178
Reest -	BA:	1,000	0	0	0	0	0	0	0	0	0	0
Orig	OP:	0	328									
	OT:	494	328	125	30	8	0	0	0	0	0	0



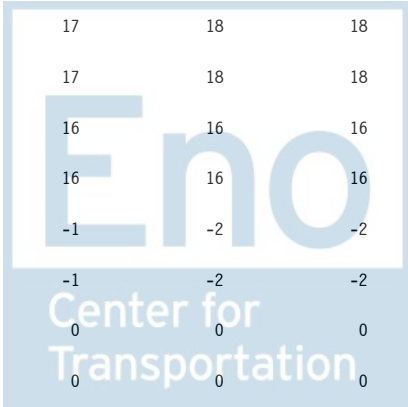
Sorted by FUNC, SFUN, TID, SUB
 (amounts in millions)

		2015	2016	2017	2018	2019	2020	2021	2022	2023	2024	2025
NATIONAL DEFENSE (050)												
097 0100 0 1 051 AA12 DE DE 01 0 WAR15												
Appropriation												
Pres 16	BA:	6,211	0	0	0	0	0	0	0	0	0	0
Reest	OP:	0	2,447									
	OT:	2,888	2,447	646	124	6	6	0	0	0	0	0
Mar 15	BA:	6,211	6,304	6,416	6,546	6,677	6,813	6,950	7,093	7,236	7,385	7,534
Base	OP:	0	2,447									
	OT:	2,888	5,378	6,113	6,352	6,483	6,620	6,754	6,892	7,032	7,175	7,321
Orig	BA:	7,211	0	0	0	0	0	0	0	0	0	0
Pres	OP:	0	2,134									
	OT:	4,622	2,134	245	108	4	0	0	0	0	0	0
Reest -	BA:	0	-6,304	-6,416	-6,546	-6,677	-6,813	-6,950	-7,093	-7,236	-7,385	-7,534
Mar15	OP:	0	0									
	OT:	0	-2,931	-5,467	-6,228	-6,477	-6,614	-6,754	-6,892	-7,032	-7,175	-7,321
Reest -	BA:	-1,000	0	0	0	0	0	0	0	0	0	0
Orig	OP:	0	313									
	OT:	-1,734	313	401	16	2	6	0	0	0	0	0
097 0100 0 1 051 BA60 30 72 10 A SPECTRUM												
Federal Fund												
spectrum												
Pres 16	BA:	101	0	0	0	0	0	0	0	0	0	0
Reest	OP:	0	30									
	OT:	5	30	30	30	4	0	0	0	0	0	0
Mar 15	BA:	101	0	0	0	0	0	0	0	0	0	0
Base	OP:	0	30									
	OT:	5	30	30	30	4	0	0	0	0	0	0
Orig	BA:	101	0	0	0	0	0	0	0	0	0	0
Pres	OP:	0	30									
	OT:	65	30	3	2	0	0	0	0	0	0	0
Reest -	BA:	0	0	0	0	0	0	0	0	0	0	0
Mar15	OP:	0	0									
	OT:	0	0	0	0	0	0	0	0	0	0	0
Reest -	BA:	0	0	0	0	0	0	0	0	0	0	0
Orig	OP:	0	0									
	OT:	-60	0	27	28	4	0	0	0	0	0	0



Sorted by FUNC, SFUN, TID, SUB
 (amounts in millions)

		2015	2016	2017	2018	2019	2020	2021	2022	2023	2024	2025
NATIONAL DEFENSE (050)												
Account Total for Operation and maintenance, Defense-wide												
Pres 16	BA:	38,413	38,247	32,820	33,252	33,691	34,314	35,000	35,700	36,414	37,143	37,885
Reest	OP:	12,725	13,123									
	OT:	36,959	37,567	35,271	33,340	33,237	33,631	34,265	34,894	35,589	36,300	37,025
Mar 15	BA:	38,413	39,137	40,075	41,146	42,240	43,372	44,518	45,708	46,912	48,155	49,417
Base	OP:	12,725	13,123									
	OT:	36,959	37,882	39,003	40,083	41,238	42,291	43,400	44,512	45,690	46,899	48,133
Orig	BA:	38,413	38,247	32,820	33,252	33,691	34,314	35,000	35,700	36,414	37,143	37,885
Pres	OP:	12,545	13,846									
	OT:	35,334	36,014	35,061	33,797	33,361	33,846	34,455	35,135	35,835	36,552	37,283
Reest -	BA:	0	-890	-7,255	-7,894	-8,549	-9,058	-9,518	-10,008	-10,498	-11,012	-11,532
Mar15	OP:	0	0									
	OT:	0	-315	-3,732	-6,743	-8,001	-8,660	-9,135	-9,618	-10,101	-10,599	-11,108
Reest -	BA:	0	0	0	0	0	0	0	0	0	0	0
Orig	OP:	180	-723									
	OT:	1,625	1,553	210	-457	-124	-215	-190	-241	-246	-252	-258
United States Court of Appeals for the Armed Forces												
097 0104 0 1 051 AA01 DE DE 01 0												
Appropriation												
Pres 16	BA:	14	14	14	15	15	15	15	16	16	16	17
Reest	OP:	2	3									
	OT:	13	14	13	15	15	15	15	16	16	16	17
Mar 15	BA:	14	14	15	15	16	16	17	17	18	18	19
Base	OP:	2	3									
	OT:	13	14	14	15	16	16	17	17	18	18	19
Orig	BA:	14	14	14	15	15	15	15	16	16	16	17
Pres	OP:	2	3									
	OT:	13	14	13	15	15	15	15	16	16	16	17
Reest -	BA:	0	0	-1	0	-1	-1	-2	-1	-2	-2	-2
Mar15	OP:	0	0									
	OT:	0	0	-1	0	-1	-1	-2	-1	-2	-2	-2
Reest -	BA:	0	0	0	0	0	0	0	0	0	0	0
Orig	OP:	0	0									
	OT:	0	0	0	0	0	0	0	0	0	0	0



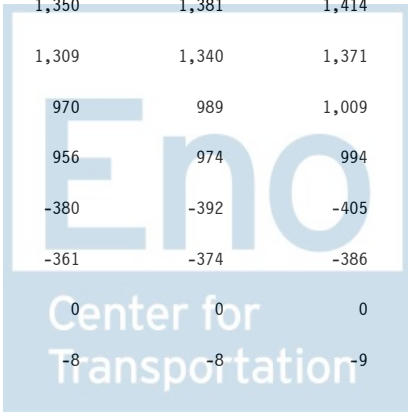
Sorted by FUNC, SFUN, TID, SUB
 (amounts in millions)

		2015	2016	2017	2018	2019	2020	2021	2022	2023	2024	2025
NATIONAL DEFENSE (050)												
Drug Interdiction and Counter-Drug Activities, Defense												
097 0105 0 1 051 AA01 DE DE 01 0												
Appropriation												
Pres 16	BA:	951	851	882	900	920	932	951	970	989	1,009	1,029
Reest	OP:	275	498									
	OT:	602	791	821	856	891	914	929	947	966	985	1,004
Mar 15	BA:	951	969	990	1,014	1,038	1,064	1,089	1,116	1,142	1,170	1,198
Base	OP:	275	498									
	OT:	602	831	911	958	1,001	1,034	1,059	1,085	1,111	1,137	1,165
Orig	BA:	951	851	882	900	920	932	951	970	989	1,009	1,029
Pres	OP:	327	415									
	OT:	850	884	868	887	905	921	937	956	974	994	1,014
Reest -	BA:	0	-118	-108	-114	-118	-132	-138	-146	-153	-161	-169
Mar15	OP:	0	0									
	OT:	0	-40	-90	-102	-110	-120	-130	-138	-145	-152	-161
Reest -	BA:	0	0	0	0	0	0	0	0	0	0	0
Orig	OP:	-52	83									
	OT:	-248	-93	-47	-31	-14	-7	-8	-9	-8	-9	-10
097 0105 0 1 051 AA02 DE DE 01 0 WAR15												
Appropriation												
Pres 16	BA:	205	0	0	0	0	0	0	0	0	0	0
Reest	OP:	0	74									
	OT:	12	74	80	23	9	4	1	0	0	0	0
Mar 15	BA:	205	208	212	216	220	225	229	234	239	244	249
Base	OP:	0	74									
	OT:	12	86	168	194	206	214	220	224	229	234	239
Orig	BA:	205	0	0	0	0	0	0	0	0	0	0
Pres	OP:	0	81									
	OT:	113	81	8	2	0	0	0	0	0	0	0
Reest -	BA:	0	-208	-212	-216	-220	-225	-229	-234	-239	-244	-249
Mar15	OP:	0	0									
	OT:	0	-12	-88	-171	-197	-210	-219	-224	-229	-234	-239
Reest -	BA:	0	0	0	0	0	0	0	0	0	0	0
Orig	OP:	0	-7									
	OT:	-101	-7	72	21	9	4	1	0	0	0	0



Sorted by FUNC, SFUN, TID, SUB
 (amounts in millions)

		2015	2016	2017	2018	2019	2020	2021	2022	2023	2024	2025
NATIONAL DEFENSE (050)												
097 0105 0 1 051 AA03 DE DE 01 War16												
Appropriation												
Pres 16	BA:	0	186	0	0	0	0	0	0	0	0	0
Reest	OP:	0	0									
	OT:	0	11	67	73	21	8	4	1	0	0	0
Mar 15	BA:	0	0	0	0	0	0	0	0	0	0	0
Base	OP:	0	0									
	OT:	0	0	0	0	0	0	0	0	0	0	0
Orig	BA:	0	186	0	0	0	0	0	0	0	0	0
Pres	OP:	0	0									
	OT:	0	130	45	8	2	0	0	0	0	0	0
Reest -	BA:	0	186	0	0	0	0	0	0	0	0	0
Mar15	OP:	0	0									
	OT:	0	11	67	73	21	8	4	1	0	0	0
Reest -	BA:	0	0	0	0	0	0	0	0	0	0	0
Orig	OP:	0	0									
	OT:	0	-119	22	65	19	8	4	1	0	0	0
Account Total for Drug Interdiction and Counter-Drug Activities, Defense												
Pres 16	BA:	1,156	1,037	882	900	920	932	951	970	989	1,009	1,029
Reest	OP:	275	572									
	OT:	614	876	968	952	921	926	934	948	966	985	1,004
Mar 15	BA:	1,156	1,177	1,202	1,230	1,258	1,289	1,318	1,350	1,381	1,414	1,447
Base	OP:	275	572									
	OT:	614	917	1,079	1,152	1,207	1,248	1,279	1,309	1,340	1,371	1,404
Orig	BA:	1,156	1,037	882	900	920	932	951	970	989	1,009	1,029
Pres	OP:	327	496									
	OT:	963	1,095	921	897	907	921	937	956	974	994	1,014
Reest -	BA:	0	-140	-320	-330	-338	-357	-367	-380	-392	-405	-418
Mar15	OP:	0	0									
	OT:	0	-41	-111	-200	-286	-322	-345	-361	-374	-386	-400
Reest -	BA:	0	0	0	0	0	0	0	0	0	0	0
Orig	OP:	-52	76									
	OT:	-349	-219	47	55	14	5	-3	-8	-8	-9	-10



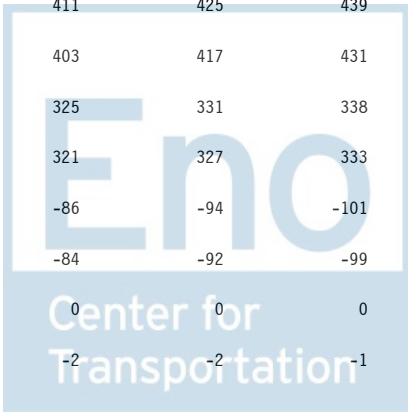
Sorted by FUNC, SFUN, TID, SUB
 (amounts in millions)

		2015	2016	2017	2018	2019	2020	2021	2022	2023	2024	2025
NATIONAL DEFENSE (050)												
Office of the Inspector General												
097 0107 0 1 051 AA01 DE DE 01 0												
Appropriation												
Pres 16	BA:	312	316	310	309	307	312	318	325	331	338	344
Reest	OP:	46	51									
	OT:	302	310	304	305	303	307	313	319	325	332	338
Mar 15	BA:	312	322	333	345	358	371	384	398	412	426	441
Base	OP:	46	51									
	OT:	302	315	323	338	351	363	376	390	404	418	432
Orig	BA:	311	316	310	309	307	312	318	325	331	338	344
Pres	OP:	61	4									
	OT:	61	257	307	306	305	309	313	321	327	333	339
Reest -	BA:	0	-6	-23	-36	-51	-59	-66	-73	-81	-88	-97
Mar15	OP:	0	0									
	OT:	0	-5	-19	-33	-48	-56	-63	-71	-79	-86	-94
Reest -	BA:	1	0	0	0	0	0	0	0	0	0	0
Orig	OP:	-15	47									
	OT:	241	53	-3	-1	-2	-2	0	-2	-2	-1	-1
097 0107 0 1 051 AA02 DE DE 01 War16												
Appropriation												
Pres 16	BA:	0	10	0	0	0	0	0	0	0	0	0
Reest	OP:	0	0									
	OT:	0	8	1	0	0	0	0	0	0	0	0
Mar 15	BA:	0	0	0	0	0	0	0	0	0	0	0
Base	OP:	0	0									
	OT:	0	0	0	0	0	0	0	0	0	0	0
Orig	BA:	0	10	0	0	0	0	0	0	0	0	0
Pres	OP:	0	0									
	OT:	0	8	1	0	0	0	0	0	0	0	0
Reest -	BA:	0	10	0	0	0	0	0	0	0	0	0
Mar15	OP:	0	0									
	OT:	0	8	1	0	0	0	0	0	0	0	0
Reest -	BA:	0	0	0	0	0	0	0	0	0	0	0
Orig	OP:	0	0									
	OT:	0	0	0	0	0	0	0	0	0	0	0



Sorted by FUNC, SFUN, TID, SUB
 (amounts in millions)

		2015	2016	2017	2018	2019	2020	2021	2022	2023	2024	2025
NATIONAL DEFENSE (050)												
097 0107 0 1 051 AA03 DE DE 01 0 WAR15												
Appropriation												
Pres 16	BA:	11	0	0	0	0	0	0	0	0	0	0
Reest	OP:	0	1									
	OT:	9	1	0	0	0	0	0	0	0	0	0
Mar 15	BA:	11	11	11	12	12	12	12	13	13	13	13
Base	OP:	0	1									
	OT:	9	10	11	12	12	12	12	13	13	13	13
Orig	BA:	11	0	0	0	0	0	0	0	0	0	0
Pres	OP:	0	0									
	OT:	0	0	0	0	0	0	0	0	0	0	0
Reest -	BA:	0	-11	-11	-12	-12	-12	-12	-13	-13	-13	-13
Mar15	OP:	0	0									
	OT:	0	-9	-11	-12	-12	-12	-12	-13	-13	-13	-13
Reest -	BA:	0	0	0	0	0	0	0	0	0	0	0
Orig	OP:	0	1									
	OT:	9	1	0	0	0	0	0	0	0	0	0
Account Total for Office of the Inspector General												
Pres 16	BA:	323	326	310	309	307	312	318	325	331	338	344
Reest	OP:	46	52									
	OT:	311	319	305	305	303	307	313	319	325	332	338
Mar 15	BA:	323	333	344	357	370	383	396	411	425	439	454
Base	OP:	46	52									
	OT:	311	325	334	350	363	375	388	403	417	431	445
Orig	BA:	322	326	310	309	307	312	318	325	331	338	344
Pres	OP:	61	4									
	OT:	61	265	308	306	305	309	313	321	327	333	339
Reest -	BA:	0	-7	-34	-48	-63	-71	-78	-86	-94	-101	-110
Mar15	OP:	0	0									
	OT:	0	-6	-29	-45	-60	-68	-75	-84	-92	-99	-107
Reest -	BA:	1	0	0	0	0	0	0	0	0	0	0
Orig	OP:	-15	48									
	OT:	250	54	-3	-1	-2	-2	0	-2	-2	-1	-1




Sorted by FUNC, SFUN, TID, SUB
 (amounts in millions)

		2015	2016	2017	2018	2019	2020	2021	2022	2023	2024	2025
NATIONAL DEFENSE (050)												
Department of Defense Acquisition Workforce Development Fund												
097 0111 0 1 051 AA01 DE DE 01 0												
Appropriation												
Pres 16	BA:	83	84	126	225	474	475	485	494	504	514	524
Reest	OP:	1	3									
	OT:	78	81	121	215	451	463	475	484	493	503	513
Mar 15	BA:	83	85	88	91	94	98	101	104	108	111	115
Base	OP:	1	3									
	OT:	78	82	86	89	92	96	99	102	106	109	112
Orig	BA:	83	84	126	225	474	475	485	494	504	514	524
Pres	OP:	50	75									
	OT:	92	117	154	163	322	413	450	476	494	503	513
Reest -	BA:	0	-1	38	134	380	377	384	390	396	403	409
Mar15	OP:	0	0									
	OT:	0	-1	35	126	359	367	376	382	387	394	401
Reest -	BA:	0	0	0	0	0	0	0	0	0	0	0
Orig	OP:	-49	-72									
	OT:	-14	-36	-33	52	129	50	25	8	-1	0	0
097 0111 0 1 051 BA01 22 66 10 3												
Federal Fund												
Collections												
Pres 16	BA:	-479	-394	-312	-229	-234	-238	-243	-248	-253	-258	-264
Reest	OP:	-300	-168									
	OT:	-611	-424	-341	-258	-232	-237	-241	-246	-251	-256	-262
Mar 15	BA:	-479	-394	-312	-229	-234	-238	-243	-248	-253	-258	-264
Base	OP:	-300	-168									
	OT:	-611	-424	-341	-258	-232	-237	-241	-246	-251	-256	-262
Orig	BA:	0	0	0	0	0	0	0	0	0	0	0
Pres	OP:	0	119									
	OT:	-119	115	0	0	0	0	0	0	0	0	0
Reest -	BA:	0	0	0	0	0	0	0	0	0	0	0
Mar15	OP:	0	0									
	OT:	0	0	0	0	0	0	0	0	0	0	0
Reest -	BA:	-479	-394	-312	-229	-234	-238	-243	-248	-253	-258	-264
Orig	OP:	-300	-287									
	OT:	-492	-539	-341	-258	-232	-237	-241	-246	-251	-256	-262



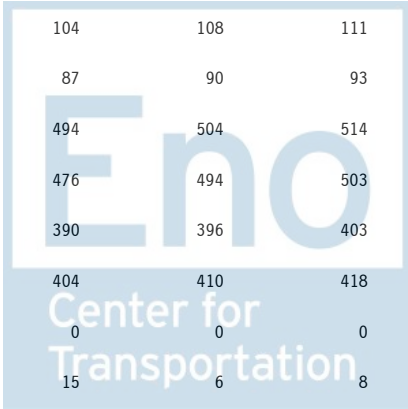
Sorted by FUNC, SFUN, TID, SUB
 (amounts in millions)

		2015	2016	2017	2018	2019	2020	2021	2022	2023	2024	2025
NATIONAL DEFENSE (050)												
097 0111 0 1 051 BA02 22 66 10 3												
Federal Fund												
Spending of Collections												
Pres 16	BA:	479	394	312	229	234	238	243	248	253	258	264
Reest	OP:	506	353									
	OT:	530	373	402	344	269	229	226	231	235	240	245
Mar 15	BA:	479	394	312	229	234	238	243	248	253	258	264
Base	OP:	506	353									
	OT:	530	373	402	344	269	229	226	231	235	240	245
Orig	BA:	0	0	0	0	0	0	0	0	0	0	0
Pres	OP:	0	0									
	OT:	0	0	0	0	0	0	0	0	0	0	0
Reest -	BA:	0	0	0	0	0	0	0	0	0	0	0
Mar15	OP:	0	0									
	OT:	0	0	0	0	0	0	0	0	0	0	0
Reest -	BA:	479	394	312	229	234	238	243	248	253	258	264
Orig	OP:	506	353									
	OT:	530	373	402	344	269	229	226	231	235	240	245
097 0111 0 1 051 EE01 XX XX 10												
Non-scoreable secondary effect												
Offset to Collections from Higher Direct Appropriations												
Pres 16	BA:	0	0	38	134	380	377	384	390	396	403	409
Reest	OP:	0	0									
	OT:	0	0	25	100	294	378	382	388	394	401	407
Mar 15	BA:	0	0	0	0	0	0	0	0	0	0	0
Base	OP:	0	0									
	OT:	0	0	0	0	0	0	0	0	0	0	0
Orig	BA:	0	0	0	0	0	0	0	0	0	0	0
Pres	OP:	0	0									
	OT:	0	0	0	0	0	0	0	0	0	0	0
Reest -	BA:	0	0	38	134	380	377	384	390	396	403	409
Mar15	OP:	0	0									
	OT:	0	0	25	100	294	378	382	388	394	401	407
Reest -	BA:	0	0	38	134	380	377	384	390	396	403	409
Orig	OP:	0	0									
	OT:	0	0	25	100	294	378	382	388	394	401	407



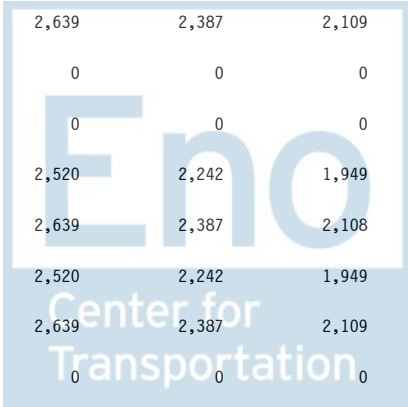
Sorted by FUNC, SFUN, TID, SUB
 (amounts in millions)

		2015	2016	2017	2018	2019	2020	2021	2022	2023	2024	2025
NATIONAL DEFENSE (050)												
097 0111 0 1 051 EE02 XX XX 10												
Non-scoreable secondary effect												
Reduction in Spending from Offsetting Collections												
Pres 16	BA:	0	0	-38	-134	-380	-377	-384	-390	-396	-403	-409
Reest	OP:	0	0									
	OT:	0	0	-2	-22	-89	-232	-344	-366	-371	-377	-383
Mar 15	BA:	0	0	0	0	0	0	0	0	0	0	0
Base	OP:	0	0									
	OT:	0	0	0	0	0	0	0	0	0	0	0
Orig	BA:	0	0	0	0	0	0	0	0	0	0	0
Pres	OP:	0	0									
	OT:	0	0	0	0	0	0	0	0	0	0	0
Reest -	BA:	0	0	-38	-134	-380	-377	-384	-390	-396	-403	-409
Mar15	OP:	0	0									
	OT:	0	0	-2	-22	-89	-232	-344	-366	-371	-377	-383
Reest -	BA:	0	0	-38	-134	-380	-377	-384	-390	-396	-403	-409
Orig	OP:	0	0									
	OT:	0	0	-2	-22	-89	-232	-344	-366	-371	-377	-383
Account Total for Department of Defense Acquisition Workforce Development Fund												
Pres 16	BA:	83	84	126	225	474	475	485	494	504	514	524
Reest	OP:	207	188									
	OT:	-3	30	205	379	693	601	498	491	500	511	520
Mar 15	BA:	83	85	88	91	94	98	101	104	108	111	115
Base	OP:	207	188									
	OT:	-3	31	147	175	129	88	84	87	90	93	95
Orig	BA:	83	84	126	225	474	475	485	494	504	514	524
Pres	OP:	50	194									
	OT:	-27	232	154	163	322	413	450	476	494	503	513
Reest -	BA:	0	-1	38	134	380	377	384	390	396	403	409
Mar15	OP:	0	0									
	OT:	0	-1	58	204	564	513	414	404	410	418	425
Reest -	BA:	0	0	0	0	0	0	0	0	0	0	0
Orig	OP:	157	-6									
	OT:	24	-202	51	216	371	188	48	15	6	8	7



Sorted by FUNC, SFUN, TID, SUB
 (amounts in millions)

		2015	2016	2017	2018	2019	2020	2021	2022	2023	2024	2025
NATIONAL DEFENSE (050)												
European Reassurance Initiative												
097 0114 0 1 051 AA01 DE DE 01 0 WAR15												
Appropriation												
Pres 16	BA:	175	0	0	0	0	0	0	0	0	0	0
Reest	OP:	0	53									
	OT:	44	53	44	26	5	2	0	0	0	0	0
Mar 15	BA:	175	178	181	184	188	192	196	200	204	208	212
Base	OP:	0	53									
	OT:	44	98	142	171	179	185	188	192	196	200	204
Orig	BA:	175	0	0	0	0	0	0	0	0	0	0
Pres	OP:	0	70									
	OT:	70	70	18	10	0	0	0	0	0	0	0
Reest -	BA:	0	-178	-181	-184	-188	-192	-196	-200	-204	-208	-212
Mar15	OP:	0	0									
	OT:	0	-45	-98	-145	-174	-183	-188	-192	-196	-200	-204
Reest -	BA:	0	0	0	0	0	0	0	0	0	0	0
Orig	OP:	0	-17									
	OT:	-26	-17	26	16	5	2	0	0	0	0	0
Overseas Contingency Operations Transfer Fund												
097 0118 0 1 051 AA01 DE DE 01												
Appropriation												
Pres 16	BA:	0	0	1,329	3,000	3,000	2,997	2,771	2,520	2,242	1,949	1,632
Reest	OP:	0	0									
	OT:	0	0	797	2,132	2,683	2,895	2,830	2,639	2,387	2,109	1,807
Mar 15	BA:	0	0	0	0	0	0	0	0	0	0	0
Base	OP:	0	0									
	OT:	0	0	0	0	0	0	0	0	0	0	0
Orig	BA:	0	0	1,329	3,000	3,000	2,997	2,771	2,520	2,242	1,949	1,632
Pres	OP:	0	0									
	OT:	0	0	797	2,132	2,683	2,895	2,830	2,639	2,387	2,108	1,806
Reest -	BA:	0	0	1,329	3,000	3,000	2,997	2,771	2,520	2,242	1,949	1,632
Mar15	OP:	0	0									
	OT:	0	0	797	2,132	2,683	2,895	2,830	2,639	2,387	2,109	1,807
Reest -	BA:	0	0	0	0	0	0	0	0	0	0	0
Orig	OP:	0	0									
	OT:	0	0	0	0	0	0	0	0	0	1	1



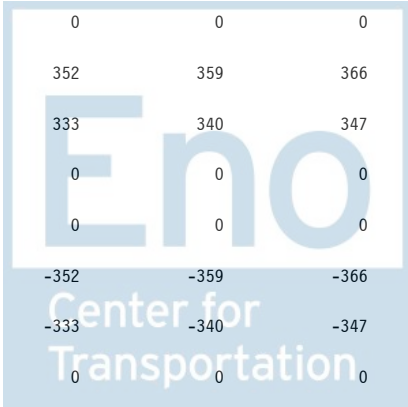
Sorted by FUNC, SFUN, TID, SUB
 (amounts in millions)

		2015	2016	2017	2018	2019	2020	2021	2022	2023	2024	2025
NATIONAL DEFENSE (050)												
Defense health program												
097 0130 0 1 051 AA01 DE DE 01 0												
Appropriation												
RDTE												
Pres 16	BA:	1,731	980	0	0	0	0	0	0	0	0	0
Reest	OP:	1,442	1,509									
	OT:	1,529	1,558	1,268	692	304	110	28	5	0	0	0
Mar 15	BA:	1,731	1,764	1,803	1,847	1,892	1,938	1,985	2,034	2,083	2,134	2,186
Base	OP:	1,442	1,509									
	OT:	1,529	1,597	1,672	1,740	1,796	1,843	1,889	1,935	1,982	2,031	2,080
Orig	BA:	0	0	0	0	0	0	0	0	0	0	0
Pres	OP:	0	0									
	OT:	0	0	0	0	0	0	0	0	0	0	0
Reest -	BA:	0	-784	-1,803	-1,847	-1,892	-1,938	-1,985	-2,034	-2,083	-2,134	-2,186
Mar15	OP:	0	0									
	OT:	0	-39	-404	-1,048	-1,492	-1,733	-1,861	-1,930	-1,982	-2,031	-2,080
Reest -	BA:	1,731	980	0	0	0	0	0	0	0	0	0
Orig	OP:	1,442	1,509									
	OT:	1,529	1,558	1,268	692	304	110	28	5	0	0	0




Sorted by FUNC, SFUN, TID, SUB
 (amounts in millions)

		2015	2016	2017	2018	2019	2020	2021	2022	2023	2024	2025
NATIONAL DEFENSE (050)												
097 0130 0 1 051 AA02 DE DE 01 0												
Appropriation												
O/M												
Pres 16	BA:	30,012	30,890	33,158	34,195	35,531	37,027	37,768	38,523	39,294	40,079	40,881
Reest	OP:	5,639	6,080									
	OT:	28,748	29,865	31,787	32,968	34,277	35,692	36,560	37,337	38,092	38,856	39,634
Mar 15	BA:	30,012	30,587	31,252	32,018	32,795	33,602	34,415	35,262	36,116	36,999	37,893
Base	OP:	5,639	6,080									
	OT:	28,748	29,632	30,276	31,003	31,759	32,537	33,326	34,144	34,973	35,828	36,695
Orig	BA:	31,919	32,109	33,020	34,054	35,389	36,884	37,622	38,374	39,142	39,924	40,723
Pres	OP:	7,350	10,298									
	OT:	28,100	31,173	33,107	34,133	34,559	35,941	36,899	37,738	38,529	39,306	40,092
Reest -	BA:	0	303	1,906	2,177	2,736	3,425	3,353	3,261	3,178	3,080	2,988
Mar15	OP:	0	0									
	OT:	0	233	1,511	1,965	2,518	3,155	3,234	3,193	3,119	3,028	2,939
Reest -	BA:	-1,907	-1,219	138	141	142	143	146	149	152	155	158
Orig	OP:	-1,711	-4,218									
	OT:	648	-1,308	-1,320	-1,165	-282	-249	-339	-401	-437	-450	-458
097 0130 0 1 051 AA03 DE DE 01 0												
Appropriation												
Procurement												
Pres 16	BA:	308	373	0	0	0	0	0	0	0	0	0
Reest	OP:	419	423									
	OT:	434	442	385	242	110	22	4	0	0	0	0
Mar 15	BA:	308	313	318	325	331	338	345	352	359	366	374
Base	OP:	419	423									
	OT:	434	439	383	333	322	320	327	333	340	347	354
Orig	BA:	0	0	0	0	0	0	0	0	0	0	0
Pres	OP:	0	0									
	OT:	0	0	0	0	0	0	0	0	0	0	0
Reest -	BA:	0	60	-318	-325	-331	-338	-345	-352	-359	-366	-374
Mar15	OP:	0	0									
	OT:	0	3	2	-91	-212	-298	-323	-333	-340	-347	-354
Reest -	BA:	308	373	0	0	0	0	0	0	0	0	0
Orig	OP:	419	423									
	OT:	434	442	385	242	110	22	4	0	0	0	0



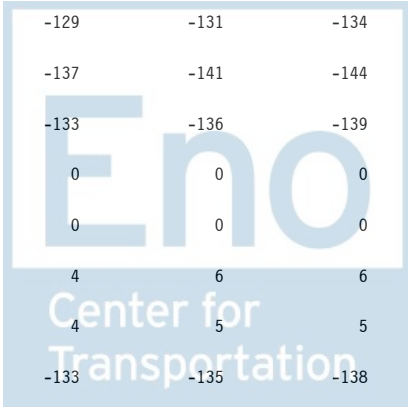
Sorted by FUNC, SFUN, TID, SUB
 (amounts in millions)

		2015	2016	2017	2018	2019	2020	2021	2022	2023	2024	2025
NATIONAL DEFENSE (050)												
097 0130 0 1 051 AA05 DE DE 01 0 WAR15												
Appropriation												
Pres 16	BA:	301	0	0	0	0	0	0	0	0	0	0
Reest	OP:	0	43									
	OT:	232	43	15	2	1	0	0	0	0	0	0
Mar 15	BA:	301	307	313	321	329	337	345	354	362	371	380
Base	OP:	0	43									
	OT:	232	279	300	310	318	326	334	343	351	359	368
Orig	BA:	301	0	0	0	0	0	0	0	0	0	0
Pres	OP:	0	62									
	OT:	208	62	27	0	0	0	0	0	0	0	0
Reest -	BA:	0	-307	-313	-321	-329	-337	-345	-354	-362	-371	-380
Mar15	OP:	0	0									
	OT:	0	-236	-285	-308	-317	-326	-334	-343	-351	-359	-368
Reest -	BA:	0	0	0	0	0	0	0	0	0	0	0
Orig	OP:	0	-19									
	OT:	24	-19	-12	2	1	0	0	0	0	0	0
097 0130 0 1 051 AA06 DE DE 01 WAR16												
Appropriation												
Pres 16	BA:	0	273	0	0	0	0	0	0	0	0	0
Reest	OP:	0	0									
	OT:	0	210	39	14	2	1	0	0	0	0	0
Mar 15	BA:	0	0	0	0	0	0	0	0	0	0	0
Base	OP:	0	0									
	OT:	0	0	0	0	0	0	0	0	0	0	0
Orig	BA:	0	273	0	0	0	0	0	0	0	0	0
Pres	OP:	0	0									
	OT:	0	199	56	14	0	0	0	0	0	0	0
Reest -	BA:	0	273	0	0	0	0	0	0	0	0	0
Mar15	OP:	0	0									
	OT:	0	210	39	14	2	1	0	0	0	0	0
Reest -	BA:	0	0	0	0	0	0	0	0	0	0	0
Orig	OP:	0	0									
	OT:	0	11	-17	0	2	1	0	0	0	0	0



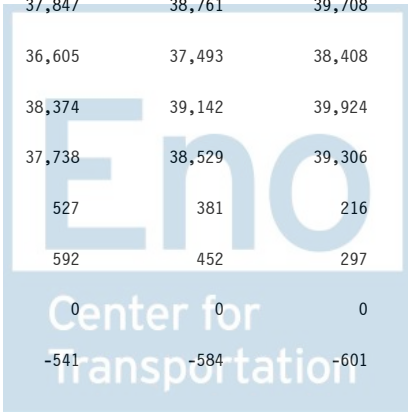
Sorted by FUNC, SFUN, TID, SUB
 (amounts in millions)

		2015	2016	2017	2018	2019	2020	2021	2022	2023	2024	2025
NATIONAL DEFENSE (050)												
097 0130 0 1 051 AA07 DE DE 01 0												
Appropriation												
Transfer to DoD VA Incentive Fund												
Pres 16	BA:	-15	-15	-16	-16	-16	-16	-16	-16	-17	-17	-17
Reest	OP:	0	-2									
	OT:	-12	-14	-15	-15	-16	-16	-16	-16	-16	-17	-17
Mar 15	BA:	-15	-15	-16	-16	-16	-17	-17	-18	-18	-18	-19
Base	OP:	0	-2									
	OT:	-12	-14	-15	-15	-16	-16	-17	-17	-17	-18	-18
Orig	BA:	0	0	0	0	0	0	0	0	0	0	0
Pres	OP:	0	0									
	OT:	0	0	0	0	0	0	0	0	0	0	0
Reest -	BA:	0	0	0	0	0	1	1	2	1	1	2
Mar15	OP:	0	0									
	OT:	0	0	0	0	0	0	1	1	1	1	1
Reest -	BA:	-15	-15	-16	-16	-16	-16	-16	-16	-17	-17	-17
Orig	OP:	0	-2									
	OT:	-12	-14	-15	-15	-16	-16	-16	-16	-16	-17	-17
097 0130 0 1 051 AA08 DE DE 01 0												
Appropriation												
Transfer to DoD-VA Medical Facility Demo Fund (section 8102)												
Pres 16	BA:	-117	-120	-122	-125	-126	-127	-130	-133	-135	-138	-141
Reest	OP:	0	-17									
	OT:	-90	-109	-117	-121	-122	-124	-126	-129	-131	-134	-137
Mar 15	BA:	-117	-119	-122	-125	-128	-131	-134	-137	-141	-144	-148
Base	OP:	0	-17									
	OT:	-90	-109	-117	-121	-124	-127	-130	-133	-136	-139	-143
Orig	BA:	0	0	0	0	0	0	0	0	0	0	0
Pres	OP:	0	0									
	OT:	0	0	0	0	0	0	0	0	0	0	0
Reest -	BA:	0	-1	0	0	2	4	4	4	6	6	7
Mar15	OP:	0	0									
	OT:	0	0	0	0	2	3	4	4	5	5	6
Reest -	BA:	-117	-120	-122	-125	-126	-127	-130	-133	-135	-138	-141
Orig	OP:	0	-17									
	OT:	-90	-109	-117	-121	-122	-124	-126	-129	-131	-134	-137



Sorted by FUNC, SFUN, TID, SUB
 (amounts in millions)

		2015	2016	2017	2018	2019	2020	2021	2022	2023	2024	2025
NATIONAL DEFENSE (050)												
097 0130 0 1 051 DE07 DE DE 01 A STIM09												
Supplemental Emergency												
Pres 16	BA:	0	0	0	0	0	0	0	0	0	0	0
Reest	OP:	9	1									
	OT:	9	1	0	0	0	0	0	0	0	0	0
Mar 15	BA:	0	0	0	0	0	0	0	0	0	0	0
Base	OP:	9	1									
	OT:	9	1	0	0	0	0	0	0	0	0	0
Orig	BA:	0	0	0	0	0	0	0	0	0	0	0
Pres	OP:	0	0									
	OT:	0	0	0	0	0	0	0	0	0	0	0
Reest -	BA:	0	0	0	0	0	0	0	0	0	0	0
Mar15	OP:	0	0									
	OT:	0	0	0	0	0	0	0	0	0	0	0
Reest -	BA:	0	0	0	0	0	0	0	0	0	0	0
Orig	OP:	9	1									
	OT:	9	1	0	0	0	0	0	0	0	0	0
Account Total for Defense health program												
Pres 16	BA:	32,220	32,381	33,020	34,054	35,389	36,884	37,622	38,374	39,142	39,924	40,723
Reest	OP:	7,509	8,037									
	OT:	30,850	31,996	33,362	33,782	34,556	35,685	36,450	37,197	37,945	38,705	39,480
Mar 15	BA:	32,220	32,837	33,548	34,370	35,203	36,067	36,939	37,847	38,761	39,708	40,666
Base	OP:	7,509	8,037									
	OT:	30,850	31,825	32,499	33,250	34,055	34,883	35,729	36,605	37,493	38,408	39,336
Orig	BA:	32,220	32,382	33,020	34,054	35,389	36,884	37,622	38,374	39,142	39,924	40,723
Pres	OP:	7,350	10,360									
	OT:	28,308	31,434	33,190	34,147	34,559	35,941	36,899	37,738	38,529	39,306	40,092
Reest -	BA:	0	-456	-528	-316	186	817	683	527	381	216	57
Mar15	OP:	0	0									
	OT:	0	171	863	532	501	802	721	592	452	297	144
Reest -	BA:	0	-1	0	0	0	0	0	0	0	0	0
Orig	OP:	159	-2,323									
	OT:	2,542	562	172	-365	-3	-256	-449	-541	-584	-601	-612



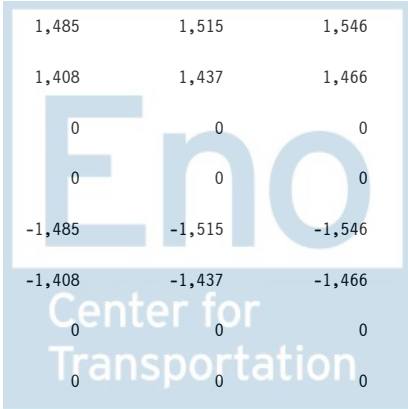
Sorted by FUNC, SFUN, TID, SUB
 (amounts in millions)

		2015	2016	2017	2018	2019	2020	2021	2022	2023	2024	2025
NATIONAL DEFENSE (050)												
Cooperative Threat Reduction Account												
097 0134 0 1 051 AA01 DE DE 01 0												
Appropriation												
Pres 16	BA:	365	358	369	373	381	386	394	402	410	418	426
Reest	OP:	465	381									
	OT:	483	399	363	355	363	375	378	385	393	400	408
Mar 15	BA:	365	370	377	385	392	400	408	417	425	434	443
Base	OP:	465	381									
	OT:	483	400	369	364	373	385	391	399	407	415	424
Orig	BA:	365	358	369	373	381	386	394	402	410	418	426
Pres	OP:	405	391									
	OT:	423	409	412	397	368	374	380	387	394	402	410
Reest -	BA:	0	-12	-8	-12	-11	-14	-14	-15	-15	-16	-17
Mar15	OP:	0	0									
	OT:	0	-1	-6	-9	-10	-10	-13	-14	-14	-15	-16
Reest -	BA:	0	0	0	0	0	0	0	0	0	0	0
Orig	OP:	60	-10									
	OT:	60	-10	-49	-42	-5	1	-2	-2	-1	-2	-2
097 0134 0 1 051 BA01 22 66 10 A												
Federal Fund												
Pres 16	BA:	2	1	0	0	0	0	0	0	0	0	0
Reest	OP:	7	3									
	OT:	8	4	1	0	0	0	0	0	0	0	0
Mar 15	BA:	2	1	0	0	0	0	0	0	0	0	0
Base	OP:	7	3									
	OT:	8	4	1	0	0	0	0	0	0	0	0
Orig	BA:	0	0	0	0	0	0	0	0	0	0	0
Pres	OP:	0	0									
	OT:	0	0	0	0	0	0	0	0	0	0	0
Reest -	BA:	0	0	0	0	0	0	0	0	0	0	0
Mar15	OP:	0	0									
	OT:	0	0	0	0	0	0	0	0	0	0	0
Reest -	BA:	2	1	0	0	0	0	0	0	0	0	0
Orig	OP:	7	3									
	OT:	8	4	1	0	0	0	0	0	0	0	0



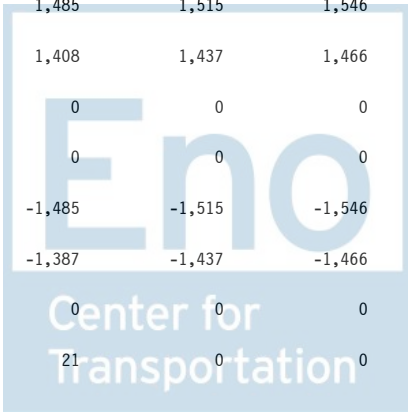
Sorted by FUNC, SFUN, TID, SUB
 (amounts in millions)

		2015	2016	2017	2018	2019	2020	2021	2022	2023	2024	2025
NATIONAL DEFENSE (050)												
Account Total for Cooperative Threat Reduction Account												
Pres 16	BA:	367	359	369	373	381	386	394	402	410	418	426
Reest	OP:	472	384									
	OT:	491	403	364	355	363	375	378	385	393	400	408
Mar 15	BA:	367	371	377	385	392	400	408	417	425	434	443
Base	OP:	472	384									
	OT:	491	404	370	364	373	385	391	399	407	415	424
Orig	BA:	365	358	369	373	381	386	394	402	410	418	426
Pres	OP:	405	391									
	OT:	423	409	412	397	368	374	380	387	394	402	410
Reest -	BA:	0	-12	-8	-12	-11	-14	-14	-15	-15	-16	-17
Mar15	OP:	0	0									
	OT:	0	-1	-6	-9	-10	-10	-13	-14	-14	-15	-16
Reest -	BA:	2	1	0	0	0	0	0	0	0	0	0
Orig	OP:	67	-7									
	OT:	68	-6	-48	-42	-5	1	-2	-2	-1	-2	-2
Counterterrorism Partnerships Fund												
097 0145 0 1 051 AA01 DE DE 01 0 WAR15												
Appropriation												
Pres 16	BA:	1,300	0	0	0	0	0	0	0	0	0	0
Reest	OP:	0	325									
	OT:	130	325	325	325	104	65	13	0	0	0	0
Mar 15	BA:	1,300	1,320	1,343	1,370	1,398	1,426	1,455	1,485	1,515	1,546	1,577
Base	OP:	0	325									
	OT:	130	457	789	1,128	1,252	1,341	1,380	1,408	1,437	1,466	1,496
Orig	BA:	1,300	0	0	0	0	0	0	0	0	0	0
Pres	OP:	0	520									
	OT:	520	520	130	72	0	0	0	0	0	0	0
Reest -	BA:	0	-1,320	-1,343	-1,370	-1,398	-1,426	-1,455	-1,485	-1,515	-1,546	-1,577
Mar15	OP:	0	0									
	OT:	0	-132	-464	-803	-1,148	-1,276	-1,367	-1,408	-1,437	-1,466	-1,496
Reest -	BA:	0	0	0	0	0	0	0	0	0	0	0
Orig	OP:	0	-195									
	OT:	-390	-195	195	253	104	65	13	0	0	0	0



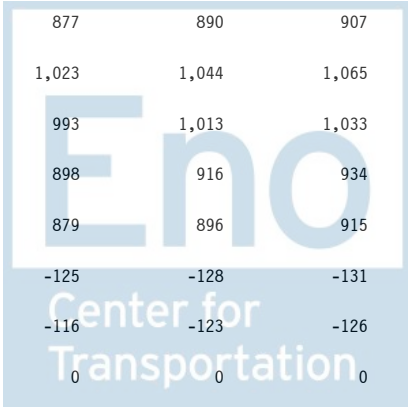
Sorted by FUNC, SFUN, TID, SUB
 (amounts in millions)

		2015	2016	2017	2018	2019	2020	2021	2022	2023	2024	2025
NATIONAL DEFENSE (050)												
097 0145 0 1 051 AA02 DE DE 01 War16												
Appropriation												
Pres 16	BA:	0	2,100	0	0	0	0	0	0	0	0	0
Reest	OP:	0	0									
	OT:	0	210	525	578	473	168	105	21	0	0	0
Mar 15	BA:	0	0	0	0	0	0	0	0	0	0	0
Base	OP:	0	0									
	OT:	0	0	0	0	0	0	0	0	0	0	0
Orig	BA:	0	2,100	0	0	0	0	0	0	0	0	0
Pres	OP:	0	0									
	OT:	0	840	840	210	116	0	0	0	0	0	0
Reest -	BA:	0	2,100	0	0	0	0	0	0	0	0	0
Mar15	OP:	0	0									
	OT:	0	210	525	578	473	168	105	21	0	0	0
Reest -	BA:	0	0	0	0	0	0	0	0	0	0	0
Orig	OP:	0	0									
	OT:	0	-630	-315	368	357	168	105	21	0	0	0
Account Total for Counterterrorism Partnerships Fund												
Pres 16	BA:	1,300	2,100	0	0	0	0	0	0	0	0	0
Reest	OP:	0	325									
	OT:	130	535	850	903	577	233	118	21	0	0	0
Mar 15	BA:	1,300	1,320	1,343	1,370	1,398	1,426	1,455	1,485	1,515	1,546	1,577
Base	OP:	0	325									
	OT:	130	457	789	1,128	1,252	1,341	1,380	1,408	1,437	1,466	1,496
Orig	BA:	1,300	2,100	0	0	0	0	0	0	0	0	0
Pres	OP:	0	520									
	OT:	520	1,360	970	282	116	0	0	0	0	0	0
Reest -	BA:	0	780	-1,343	-1,370	-1,398	-1,426	-1,455	-1,485	-1,515	-1,546	-1,577
Mar15	OP:	0	0									
	OT:	0	78	61	-225	-675	-1,108	-1,262	-1,387	-1,437	-1,466	-1,496
Reest -	BA:	0	0	0	0	0	0	0	0	0	0	0
Orig	OP:	0	-195									
	OT:	-390	-825	-120	621	461	233	118	21	0	0	0



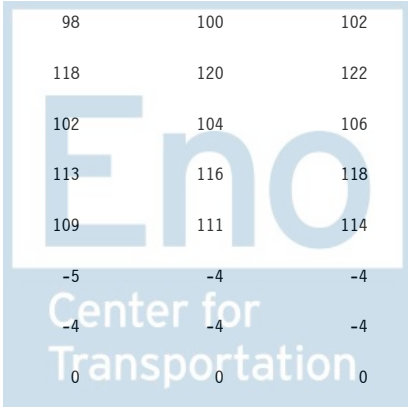
Sorted by FUNC, SFUN, TID, SUB
 (amounts in millions)

		2015	2016	2017	2018	2019	2020	2021	2022	2023	2024	2025
NATIONAL DEFENSE (050)												
Foreign currency fluctuations												
097 0801 0 1 051 AA01 DE DE 01 0												
Appropriation												
Pres 16	BA:	0	0	0	0	0	0	0	0	0	0	0
Reest	OP:	110	110									
	OT:	110	110	110	110	110	110	100	90	70	40	10
Mar 15	BA:	0	0	0	0	0	0	0	0	0	0	0
Base	OP:	110	110									
	OT:	110	110	110	110	110	110	100	90	70	40	10
Orig	BA:	0	0	0	0	0	0	0	0	0	0	0
Pres	OP:	0	0									
	OT:	0	0	0	0	0	0	0	0	0	0	0
Reest -	BA:	0	0	0	0	0	0	0	0	0	0	0
Mar15	OP:	0	0									
	OT:	0	0	0	0	0	0	0	0	0	0	0
Reest -	BA:	0	0	0	0	0	0	0	0	0	0	0
Orig	OP:	110	110									
	OT:	110	110	110	110	110	110	100	90	70	40	10
The Department of Defense Environmental Restoration Accounts												
097 0810 0 1 051 AA01 DE DE 01 0												
Appropriation												
Pres 16	BA:	896	904	970	911	854	863	880	898	916	934	953
Reest	OP:	100	433									
	OT:	297	632	817	890	892	873	867	877	890	907	925
Mar 15	BA:	896	909	926	944	963	983	1,003	1,023	1,044	1,065	1,087
Base	OP:	100	433									
	OT:	297	633	810	878	922	954	973	993	1,013	1,033	1,054
Orig	BA:	896	904	970	911	854	863	880	898	916	934	953
Pres	OP:	54	378									
	OT:	412	740	890	928	893	867	866	879	896	915	932
Reest -	BA:	0	-5	44	-33	-109	-120	-123	-125	-128	-131	-134
Mar15	OP:	0	0									
	OT:	0	-1	7	12	-30	-81	-106	-116	-123	-126	-129
Reest -	BA:	0	0	0	0	0	0	0	0	0	0	0
Orig	OP:	46	55									
	OT:	-115	-108	-73	-38	-1	6	1	-2	-6	-8	-7



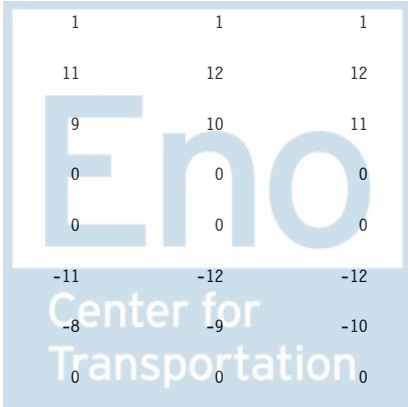
Sorted by FUNC, SFUN, TID, SUB
 (amounts in millions)

		2015	2016	2017	2018	2019	2020	2021	2022	2023	2024	2025
NATIONAL DEFENSE (050)												
Environmental restoration, formerly used Defense sites												
097 0811 0 1 051 AA01 DE DE 01 0												
Appropriation												
Pres 16	BA:	251	204	207	211	216	219	223	228	232	237	242
Reest	OP:	15	115									
	OT:	70	160	193	200	208	214	217	221	225	230	235
Mar 15	BA:	251	255	259	265	270	275	281	287	292	298	304
Base	OP:	15	115									
	OT:	70	171	227	246	258	267	272	278	284	289	295
Orig	BA:	251	204	207	211	216	219	223	228	232	237	242
Pres	OP:	11	104									
	OT:	111	186	203	209	211	215	218	223	228	232	237
Reest -	BA:	0	-51	-52	-54	-54	-56	-58	-59	-60	-61	-62
Mar15	OP:	0	0									
	OT:	0	-11	-34	-46	-50	-53	-55	-57	-59	-59	-60
Reest -	BA:	0	0	0	0	0	0	0	0	0	0	0
Orig	OP:	4	11									
	OT:	-41	-26	-10	-9	-3	-1	-1	-2	-3	-2	-2
Overseas Humanitarian, Disaster, and Civic Aid												
097 0819 0 1 051 AA01 DE DE 01 0												
Appropriation												
Pres 16	BA:	103	100	104	105	108	109	111	113	116	118	120
Reest	OP:	410	411									
	OT:	415	416	344	138	110	100	97	98	100	102	104
Mar 15	BA:	103	105	106	109	111	113	115	118	120	122	125
Base	OP:	410	411									
	OT:	415	416	345	140	113	103	100	102	104	106	108
Orig	BA:	103	100	104	105	108	109	111	113	116	118	120
Pres	OP:	452	464									
	OT:	468	480	280	185	138	105	107	109	111	114	116
Reest -	BA:	0	-5	-2	-4	-3	-4	-4	-5	-4	-4	-5
Mar15	OP:	0	0									
	OT:	0	0	-1	-2	-3	-3	-3	-4	-4	-4	-4
Reest -	BA:	0	0	0	0	0	0	0	0	0	0	0
Orig	OP:	-42	-53									
	OT:	-53	-64	64	-47	-28	-5	-10	-11	-11	-12	-12



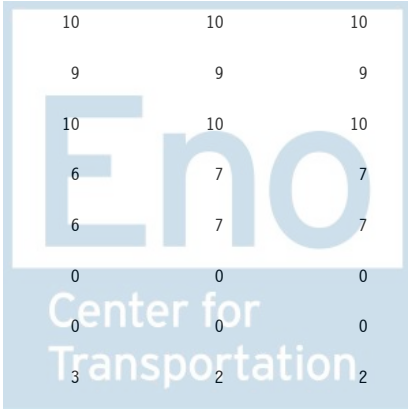
Sorted by FUNC, SFUN, TID, SUB
 (amounts in millions)

		2015	2016	2017	2018	2019	2020	2021	2022	2023	2024	2025
NATIONAL DEFENSE (050)												
Emergency response fund												
097 0833 0 1 051 AA01 DE DE 01												
Appropriation												
Pres 16	BA:	0	0	0	0	0	0	0	0	0	0	0
Reest	OP:	0	0									
	OT:	0	0	0	0	0	0	0	0	0	0	0
Mar 15	BA:	0	0	0	0	0	0	0	0	0	0	0
Base	OP:	0	0									
	OT:	0	0	0	0	0	0	0	0	0	0	0
Orig	BA:	0	0	0	0	0	0	0	0	0	0	0
Pres	OP:	39	0									
	OT:	39	0	0	0	0	0	0	0	0	0	0
Reest -	BA:	0	0	0	0	0	0	0	0	0	0	0
Mar15	OP:	0	0									
	OT:	0	0	0	0	0	0	0	0	0	0	0
Reest -	BA:	0	0	0	0	0	0	0	0	0	0	0
Orig	OP:	-39	0									
	OT:	-39	0	0	0	0	0	0	0	0	0	0
Support for international sporting competitions												
097 0838 0 1 051 AA01 DE DE 01 0												
Appropriation												
Pres 16	BA:	10	0	0	0	0	0	0	0	0	0	0
Reest	OP:	1	2									
	OT:	2	2	2	2	1	1	1	1	1	1	0
Mar 15	BA:	10	10	10	11	11	11	11	11	12	12	12
Base	OP:	1	2									
	OT:	2	3	4	5	5	6	7	9	10	11	11
Orig	BA:	10	0	0	0	0	0	0	0	0	0	0
Pres	OP:	0	2									
	OT:	2	2	2	2	2	0	0	0	0	0	0
Reest -	BA:	0	-10	-10	-11	-11	-11	-11	-11	-12	-12	-12
Mar15	OP:	0	0									
	OT:	0	-1	-2	-3	-4	-5	-6	-8	-9	-10	-11
Reest -	BA:	0	0	0	0	0	0	0	0	0	0	0
Orig	OP:	1	0									
	OT:	0	0	0	0	-1	1	1	1	1	1	0




Sorted by FUNC, SFUN, TID, SUB
 (amounts in millions)

		2015	2016	2017	2018	2019	2020	2021	2022	2023	2024	2025
NATIONAL DEFENSE (050)												
Emergency Response												
097 4965 0 4 051 AA01 DE DE 01												
Appropriation												
Pres 16	BA:	0	0	0	0	0	0	0	0	0	0	0
Reest	OP:	0	0									
	OT:	0	0	0	0	0	0	0	0	0	0	0
Mar 15	BA:	0	0	0	0	0	0	0	0	0	0	0
Base	OP:	0	0									
	OT:	0	0	0	0	0	0	0	0	0	0	0
Orig	BA:	0	0	0	0	0	0	0	0	0	0	0
Pres	OP:	3	0									
	OT:	3	0	0	0	0	0	0	0	0	0	0
Reest -	BA:	0	0	0	0	0	0	0	0	0	0	0
Mar15	OP:	0	0									
	OT:	0	0	0	0	0	0	0	0	0	0	0
Reest -	BA:	0	0	0	0	0	0	0	0	0	0	0
Orig	OP:	-3	0									
	OT:	-3	0	0	0	0	0	0	0	0	0	0
Disposal of Department of Defense real property												
097 5188 0 2 051 BA01 DE DE 01 A												
Federal Fund												
Pres 16	BA:	8	8	8	8	8	8	8	9	9	9	9
Reest	OP:	10	10									
	OT:	10	10	10	10	10	10	10	10	10	10	10
Mar 15	BA:	8	8	8	8	8	8	8	9	9	9	9
Base	OP:	10	10									
	OT:	10	10	10	10	10	10	10	10	10	10	10
Orig	BA:	8	6	6	6	6	6	6	6	7	7	7
Pres	OP:	12	8									
	OT:	18	12	12	12	12	12	6	6	7	7	7
Reest -	BA:	0	0	0	0	0	0	0	0	0	0	0
Mar15	OP:	0	0									
	OT:	0	0	0	0	0	0	0	0	0	0	0
Reest -	BA:	0	2	2	2	2	2	2	3	2	2	2
Orig	OP:	-2	2									
	OT:	-8	-2	-2	-2	-2	-2	4	4	3	3	3



Sorted by FUNC, SFUN, TID, SUB
 (amounts in millions)

		2015	2016	2017	2018	2019	2020	2021	2022	2023	2024	2025
NATIONAL DEFENSE (050)												
Lease of Department of Defense real property												
097 5189 0 2 051 BA01 DE DE 01 A												
Federal Fund												
Pres 16	BA:	31	33	33	34	34	35	35	35	37	38	38
Reest	OP:	28	28									
	OT:	30	30	34	37	39	40	40	40	40	40	40
Mar 15	BA:	31	33	33	34	34	35	35	35	37	38	38
Base	OP:	28	28									
	OT:	30	30	34	37	39	40	40	40	40	40	40
Orig	BA:	31	35	35	36	36	37	37	38	39	40	40
Pres	OP:	35	16									
	OT:	54	37	36	36	36	36	36	38	38	39	40
Reest -	BA:	0	0	0	0	0	0	0	0	0	0	0
Mar15	OP:	0	0									
	OT:	0	0	0	0	0	0	0	0	0	0	0
Reest -	BA:	0	-2	-2	-2	-2	-2	-2	-3	-2	-2	-2
Orig	OP:	-7	12									
	OT:	-24	-7	-2	1	3	4	4	2	2	1	0
Overseas military facility investment recovery												
097 5193 0 2 051 AA01 DE DE 01 A												
Appropriation												
Pres 16	BA:	1	1	0	0	0	0	0	0	0	0	0
Reest	OP:	1	1									
	OT:	1	1	1	1	1	1	1	0	0	0	0
Mar 15	BA:	1	1	0	0	0	0	0	0	0	0	0
Base	OP:	1	1									
	OT:	1	1	1	1	1	1	1	0	0	0	0
Orig	BA:	0	0	0	0	0	0	0	0	0	0	0
Pres	OP:	6	0									
	OT:	6	0	0	0	0	0	0	0	0	0	0
Reest -	BA:	0	0	0	0	0	0	0	0	0	0	0
Mar15	OP:	0	0									
	OT:	0	0	0	0	0	0	0	0	0	0	0
Reest -	BA:	1	1	0	0	0	0	0	0	0	0	0
Orig	OP:	-5	1									
	OT:	-5	1	1	1	1	1	1	0	0	0	0




Sorted by FUNC, SFUN, TID, SUB
 (amounts in millions)

		2015	2016	2017	2018	2019	2020	2021	2022	2023	2024	2025
NATIONAL DEFENSE (050)												
Department of Defense Vietnam War Commemoration Fund												
097 5750 0 2 051 AA02 DE DE 01 0												
Appropriation												
Pres 16	BA:	0	0	0	0	0	0	0	0	0	0	0
Reest	OP:	1	1									
	OT:	1	1	1	1	1	1	1	1	1	1	1
Mar 15	BA:	0	0	0	0	0	0	0	0	0	0	0
Base	OP:	1	1									
	OT:	1	1	1	1	1	1	1	1	1	1	1
Orig	BA:	0	0	0	0	0	0	0	0	0	0	0
Pres	OP:	0	0									
	OT:	0	0	0	0	0	0	0	0	0	0	0
Reest -	BA:	0	0	0	0	0	0	0	0	0	0	0
Mar15	OP:	0	0									
	OT:	0	0	0	0	0	0	0	0	0	0	0
Reest -	BA:	0	0	0	0	0	0	0	0	0	0	0
Orig	OP:	1	1									
	OT:	1	1	1	1	1	1	1	1	1	1	1




Sorted by FUNC, SFUN, TID, SUB
 (amounts in millions)

		2015	2016	2017	2018	2019	2020	2021	2022	2023	2024	2025
NATIONAL DEFENSE (050)												
Miscellaneous special funds												
097 9922 0 2 051 BA01 22 66 10 A												
Federal Fund												
RESTORATION OF ROCKY MTN. ARSENAL & TRANSFER/DISPOSITION OF COMMISSARY FACILITIE												
Pres 16	BA:	3	3	3	3	3	3	3	3	3	3	3
Reest	OP:	2	2									
	OT:	5	5	5	5	5	5	4	3	3	3	3
Mar 15	BA:	3	3	3	3	3	3	3	3	3	3	3
Base	OP:	2	2									
	OT:	5	5	5	5	5	5	4	3	3	3	3
Orig	BA:	-1	3	1	1	1	1	1	1	1	1	1
Pres	OP:	0	0									
	OT:	0	1	1	1	1	1	1	1	1	1	1
Reest -	BA:	0	0	0	0	0	0	0	0	0	0	0
Mar15	OP:	0	0									
	OT:	0	0	0	0	0	0	0	0	0	0	0
Reest -	BA:	4	0	2	2	2	2	2	2	2	2	2
Orig	OP:	2	2									
	OT:	5	4	4	4	4	4	3	2	2	2	2
097 9922 0 2 051 BS01 22 66 10 A												
Sequester												
Pres 16	BA:	-2	0	0	0	0	0	0	0	0	0	0
Reest	OP:	0	0									
	OT:	0	0	0	0	0	0	0	0	0	0	0
Mar 15	BA:	-2	-1	0	0	0	0	0	0	0	0	0
Base	OP:	0	0									
	OT:	0	0	0	0	0	0	0	0	0	0	0
Orig	BA:	0	0	0	0	0	0	0	0	0	0	0
Pres	OP:	0	0									
	OT:	0	0	0	0	0	0	0	0	0	0	0
Reest -	BA:	0	1	0	0	0	0	0	0	0	0	0
Mar15	OP:	0	0									
	OT:	0	0	0	0	0	0	0	0	0	0	0
Reest -	BA:	-2	0	0	0	0	0	0	0	0	0	0
Orig	OP:	0	0									
	OT:	0	0	0	0	0	0	0	0	0	0	0



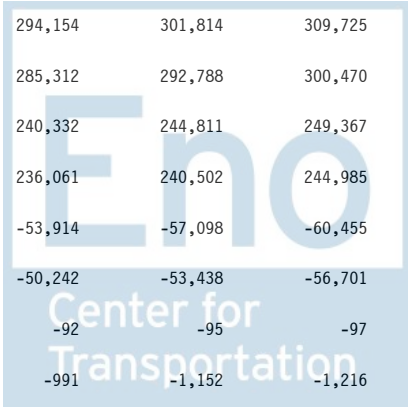
Sorted by FUNC, SFUN, TID, SUB
 (amounts in millions)

		2015	2016	2017	2018	2019	2020	2021	2022	2023	2024	2025
NATIONAL DEFENSE (050)												
097 9922 0 2 051 BS20 22 66 10 A												
Sequester												
Pop up												
Pres 16	BA:	2	2	0	0	0	0	0	0	0	0	0
Reest	OP:	0	0									
	OT:	0	0	0	0	0	0	0	0	0	0	0
Mar 15	BA:	2	2	1	0	0	0	0	0	0	0	0
Base	OP:	0	0									
	OT:	0	0	0	0	0	0	0	0	0	0	0
Orig	BA:	0	0	0	0	0	0	0	0	0	0	0
Pres	OP:	0	0									
	OT:	0	0	0	0	0	0	0	0	0	0	0
Reest -	BA:	0	0	-1	0	0	0	0	0	0	0	0
Mar15	OP:	0	0									
	OT:	0	0	0	0	0	0	0	0	0	0	0
Reest -	BA:	2	2	0	0	0	0	0	0	0	0	0
Orig	OP:	0	0									
	OT:	0	0	0	0	0	0	0	0	0	0	0
Account Total for Miscellaneous special funds												
Pres 16	BA:	3	5	3	3	3	3	3	3	3	3	3
Reest	OP:	2	2									
	OT:	5	5	5	5	5	5	4	3	3	3	3
Mar 15	BA:	3	4	4	3	3	3	3	3	3	3	3
Base	OP:	2	2									
	OT:	5	5	5	5	5	5	4	3	3	3	3
Orig	BA:	-1	3	1	1	1	1	1	1	1	1	1
Pres	OP:	0	0									
	OT:	0	1	1	1	1	1	1	1	1	1	1
Reest -	BA:	0	1	-1	0	0	0	0	0	0	0	0
Mar15	OP:	0	0									
	OT:	0	0	0	0	0	0	0	0	0	0	0
Reest -	BA:	4	2	2	2	2	2	2	2	2	2	2
Orig	OP:	2	2									
	OT:	5	4	4	4	4	4	3	2	2	2	2



Sorted by FUNC, SFUN, TID, SUB
 (amounts in millions)

		2015	2016	2017	2018	2019	2020	2021	2022	2023	2024	2025
NATIONAL DEFENSE (050)												
Allied contributions and cooperation account												
097 9927 0 2 051 BA01 22 66 10 A												
Federal Fund												
Pres 16	BA:	703	717	730	743	757	772	786	802	817	833	850
Reest	OP:	233	236									
	OT:	760	774	787	790	794	798	798	798	813	829	846
Mar 15	BA:	703	717	730	743	757	772	786	802	817	833	850
Base	OP:	233	236									
	OT:	760	774	787	790	794	798	798	798	813	829	846
Orig	BA:	781	796	812	827	845	862	879	896	914	932	951
Pres	OP:	0	119									
	OT:	662	764	809	824	841	859	876	893	910	929	947
Reest -	BA:	0	0	0	0	0	0	0	0	0	0	0
Mar15	OP:	0	0									
	OT:	0	0	0	0	0	0	0	0	0	0	0
Reest -	BA:	-78	-79	-82	-84	-88	-90	-93	-94	-97	-99	-101
Orig	OP:	233	117									
	OT:	98	10	-22	-34	-47	-61	-78	-95	-97	-100	-101
Bureau Total for 00710 Operation and Maintenance												
Pres 16	BA:	247,446	250,766	217,063	223,194	227,265	231,486	235,828	240,240	244,716	249,270	253,897
Reest	OP:	84,323	84,664									
	OT:	241,274	246,743	235,761	226,554	226,203	228,010	231,234	235,070	239,350	243,769	248,261
Mar 15	BA:	247,446	252,301	258,270	265,096	272,062	279,278	286,566	294,154	301,814	309,725	317,764
Base	OP:	84,323	84,664									
	OT:	241,274	244,981	252,019	257,559	264,077	271,085	278,063	285,312	292,788	300,470	308,319
Orig	BA:	247,517	250,840	217,143	223,276	227,351	231,574	235,919	240,332	244,811	249,367	253,996
Pres	OP:	86,086	100,937									
	OT:	234,207	250,914	240,977	231,528	225,322	227,934	231,756	236,061	240,502	244,985	249,542
Reest -	BA:	0	-1,535	-41,207	-41,902	-44,797	-47,792	-50,738	-53,914	-57,098	-60,455	-63,867
Mar15	OP:	0	0									
	OT:	0	1,762	-16,258	-31,005	-37,874	-43,075	-46,829	-50,242	-53,438	-56,701	-60,058
Reest -	BA:	-71	-74	-80	-82	-86	-88	-91	-92	-95	-97	-99
Orig	OP:	-1,763	-16,273									
	OT:	7,067	-4,171	-5,216	-4,974	881	76	-522	-991	-1,152	-1,216	-1,281



Sorted by FUNC, SFUN, TID, SUB
 (amounts in millions)

		2015	2016	2017	2018	2019	2020	2021	2022	2023	2024	2025
NATIONAL DEFENSE (050)												
Procurement												
Coastal defense augmentation												
017 0380 0 1 051 AA01 DE DE 01												
Appropriation												
Pres 16	BA:	0	0	0	0	0	0	0	0	0	0	0
Reest	OP:	0	0									
	OT:	0	0	0	0	0	0	0	0	0	0	0
Mar 15	BA:	0	0	0	0	0	0	0	0	0	0	0
Base	OP:	0	0									
	OT:	0	0	0	0	0	0	0	0	0	0	0
Orig	BA:	0	0	0	0	0	0	0	0	0	0	0
Pres	OP:	20	20									
	OT:	20	20	16	0	0	0	0	0	0	0	0
Reest -	BA:	0	0	0	0	0	0	0	0	0	0	0
Mar15	OP:	0	0									
	OT:	0	0	0	0	0	0	0	0	0	0	0
Reest -	BA:	0	0	0	0	0	0	0	0	0	0	0
Orig	OP:	-20	-20									
	OT:	-20	-20	-16	0	0	0	0	0	0	0	0



Sorted by FUNC, SFUN, TID, SUB
 (amounts in millions)

		2015	2016	2017	2018	2019	2020	2021	2022	2023	2024	2025
NATIONAL DEFENSE (050)												
Procurement, Marine Corps												
017 1109 0 1 051 AA01 DE DE 01 0												
Appropriation												
Pres 16	BA:	935	1,131	1,584	2,048	2,386	2,288	2,334	2,380	2,428	2,477	2,526
Reest	OP:	1,468	1,144									
	OT:	1,566	1,263	1,210	1,392	1,748	2,073	2,240	2,294	2,326	2,372	2,420
Mar 15	BA:	935	949	966	985	1,005	1,026	1,046	1,068	1,089	1,112	1,134
Base	OP:	1,468	1,144									
	OT:	1,566	1,244	1,082	1,004	992	990	1,002	1,022	1,043	1,064	1,086
Orig	BA:	895	1,131	1,584	2,048	2,386	2,288	2,334	2,380	2,428	2,477	2,526
Pres	OP:	1,736	1,011									
	OT:	1,852	1,158	1,269	1,525	1,811	2,090	2,207	2,277	2,328	2,378	2,427
Reest -	BA:	0	182	618	1,063	1,381	1,262	1,288	1,312	1,339	1,365	1,392
Mar15	OP:	0	0									
	OT:	0	19	128	388	756	1,083	1,238	1,272	1,283	1,308	1,334
Reest -	BA:	40	0	0	0	0	0	0	0	0	0	0
Orig	OP:	-268	133									
	OT:	-286	105	-59	-133	-63	-17	33	17	-2	-6	-7
017 1109 0 1 051 AA02 DE DE 01 War16												
Appropriation												
Pres 16	BA:	0	49	0	0	0	0	0	0	0	0	0
Reest	OP:	0	0									
	OT:	0	5	17	17	8	1	0	0	0	0	0
Mar 15	BA:	0	0	0	0	0	0	0	0	0	0	0
Base	OP:	0	0									
	OT:	0	0	0	0	0	0	0	0	0	0	0
Orig	BA:	0	49	0	0	0	0	0	0	0	0	0
Pres	OP:	0	0									
	OT:	0	6	22	12	3	2	2	2	2	2	2
Reest -	BA:	0	49	0	0	0	0	0	0	0	0	0
Mar15	OP:	0	0									
	OT:	0	5	17	17	8	1	0	0	0	0	0
Reest -	BA:	0	0	0	0	0	0	0	0	0	0	0
Orig	OP:	0	0									
	OT:	0	-1	-5	5	5	-1	-2	0	0	0	0



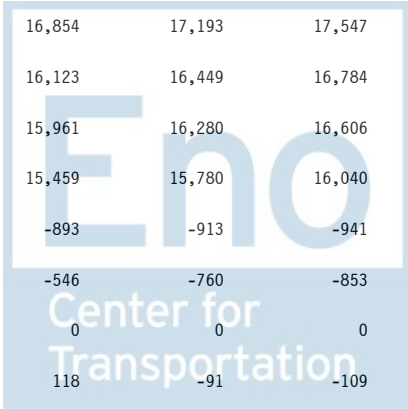
Sorted by FUNC, SFUN, TID, SUB
 (amounts in millions)

		2015	2016	2017	2018	2019	2020	2021	2022	2023	2024	2025
NATIONAL DEFENSE (050)												
017 1109 0 1 051 AA03 DE DE 01 0 WAR15												
Appropriation												
Pres 16	BA:	66	0	0	0	0	0	0	0	0	0	0
Reest	OP:	0	23									
	OT:	7	23	23	11	2	0	0	0	0	0	0
Mar 15	BA:	66	67	68	70	71	72	74	75	77	78	80
Base	OP:	0	23									
	OT:	7	30	53	65	68	69	71	72	74	75	76
Orig	BA:	66	0	0	0	0	0	0	0	0	0	0
Pres	OP:	0	28									
	OT:	9	28	18	7	2	1	1	0	0	0	0
Reest -	BA:	0	-67	-68	-70	-71	-72	-74	-75	-77	-78	-80
Mar15	OP:	0	0									
	OT:	0	-7	-30	-54	-66	-69	-71	-72	-74	-75	-76
Reest -	BA:	0	0	0	0	0	0	0	0	0	0	0
Orig	OP:	0	-5									
	OT:	-2	-5	5	4	0	-1	-1	0	0	0	0
017 1109 0 1 051 IA01 DE DE 01 0												
Rescission												
Pres 16	BA:	-40	0	0	0	0	0	0	0	0	0	0
Reest	OP:	0	-7									
	OT:	-2	-7	-7	-3	0	0	0	0	0	0	0
Mar 15	BA:	-40	-41	-41	-42	-43	-44	-45	-46	-47	-48	-49
Base	OP:	0	-7									
	OT:	-2	-11	-25	-36	-40	-42	-43	-44	-45	-46	-47
Orig	BA:	0	0	0	0	0	0	0	0	0	0	0
Pres	OP:	0	0									
	OT:	0	0	0	0	0	0	0	0	0	0	0
Reest -	BA:	0	41	41	42	43	44	45	46	47	48	49
Mar15	OP:	0	0									
	OT:	0	4	18	33	40	42	43	44	45	46	47
Reest -	BA:	-40	0	0	0	0	0	0	0	0	0	0
Orig	OP:	0	-7									
	OT:	-2	-7	-7	-3	0	0	0	0	0	0	0




Sorted by FUNC, SFUN, TID, SUB
 (amounts in millions)

		2015	2016	2017	2018	2019	2020	2021	2022	2023	2024	2025
NATIONAL DEFENSE (050)												
Account Total for Procurement, Marine Corps												
Pres 16	BA:	961	1,180	1,584	2,048	2,386	2,288	2,334	2,380	2,428	2,477	2,526
Reest	OP:	1,468	1,160									
	OT:	1,571	1,284	1,243	1,417	1,758	2,074	2,240	2,294	2,326	2,372	2,420
Mar 15	BA:	961	975	993	1,013	1,033	1,054	1,075	1,097	1,119	1,142	1,165
Base	OP:	1,468	1,160									
	OT:	1,571	1,263	1,110	1,033	1,020	1,017	1,030	1,050	1,072	1,093	1,115
Orig	BA:	961	1,180	1,584	2,048	2,386	2,288	2,334	2,380	2,428	2,477	2,526
Pres	OP:	1,736	1,039									
	OT:	1,861	1,192	1,309	1,544	1,816	2,093	2,210	2,277	2,328	2,378	2,427
Reest -	BA:	0	205	591	1,035	1,353	1,234	1,259	1,283	1,309	1,335	1,361
Mar15	OP:	0	0									
	OT:	0	21	133	384	738	1,057	1,210	1,244	1,254	1,279	1,305
Reest -	BA:	0	0	0	0	0	0	0	0	0	0	0
Orig	OP:	-268	121									
	OT:	-290	92	-66	-127	-58	-19	30	17	-2	-6	-7
Aircraft procurement, Navy												
017 1506 0 1 051 AA01 DE DE 01 0												
Appropriation												
Pres 16	BA:	14,758	16,126	15,078	15,529	16,882	15,341	15,648	15,961	16,280	16,606	16,938
Reest	OP:	13,647	13,074									
	OT:	16,008	15,654	15,327	15,341	15,498	15,723	15,721	15,577	15,689	15,931	16,226
Mar 15	BA:	14,758	14,979	15,245	15,555	15,865	16,190	16,514	16,854	17,193	17,547	17,901
Base	OP:	13,647	13,074									
	OT:	16,008	15,471	14,987	15,045	15,246	15,511	15,811	16,123	16,449	16,784	17,125
Orig	BA:	14,514	16,126	15,078	15,529	16,882	15,341	15,648	15,961	16,280	16,606	16,938
Pres	OP:	15,599	12,796									
	OT:	17,704	15,134	14,893	15,158	15,276	15,371	15,372	15,459	15,780	16,040	16,327
Reest -	BA:	0	1,147	-167	-26	1,017	-849	-866	-893	-913	-941	-963
Mar15	OP:	0	0									
	OT:	0	183	340	296	252	212	-90	-546	-760	-853	-899
Reest -	BA:	244	0	0	0	0	0	0	0	0	0	0
Orig	OP:	-1,952	278									
	OT:	-1,696	520	434	183	222	352	349	118	-91	-109	-101



Sorted by FUNC, SFUN, TID, SUB
 (amounts in millions)

		2015	2016	2017	2018	2019	2020	2021	2022	2023	2024	2025
NATIONAL DEFENSE (050)												
017 1506 0 1 051 AA02 DE DE 01 0 WAR15												
Appropriation												
Pres 16	BA:	243	0	0	0	0	0	0	0	0	0	0
Reest	OP:	0	78									
	OT:	39	78	75	32	11	4	1	1	0	0	0
Mar 15	BA:	243	247	251	256	261	267	272	278	283	289	295
Base	OP:	0	78									
	OT:	39	118	194	229	244	253	259	266	271	277	282
Orig	BA:	243	0	0	0	0	0	0	0	0	0	0
Pres	OP:	0	83									
	OT:	35	83	78	22	10	7	5	2	0	0	0
Reest -	BA:	0	-247	-251	-256	-261	-267	-272	-278	-283	-289	-295
Mar15	OP:	0	0									
	OT:	0	-40	-119	-197	-233	-249	-258	-265	-271	-277	-282
Reest -	BA:	0	0	0	0	0	0	0	0	0	0	0
Orig	OP:	0	-5									
	OT:	4	-5	-3	10	1	-3	-4	-1	0	0	0
017 1506 0 1 051 AA03 DE DE 01 War16												
Appropriation												
Pres 16	BA:	0	217	0	0	0	0	0	0	0	0	0
Reest	OP:	0	0									
	OT:	0	35	69	67	28	10	3	1	1	0	0
Mar 15	BA:	0	0	0	0	0	0	0	0	0	0	0
Base	OP:	0	0									
	OT:	0	0	0	0	0	0	0	0	0	0	0
Orig	BA:	0	217	0	0	0	0	0	0	0	0	0
Pres	OP:	0	0									
	OT:	0	33	65	53	30	15	11	7	2	0	0
Reest -	BA:	0	217	0	0	0	0	0	0	0	0	0
Mar15	OP:	0	0									
	OT:	0	35	69	67	28	10	3	1	1	0	0
Reest -	BA:	0	0	0	0	0	0	0	0	0	0	0
Orig	OP:	0	0									
	OT:	0	2	4	14	-2	-5	-8	-6	-1	0	0



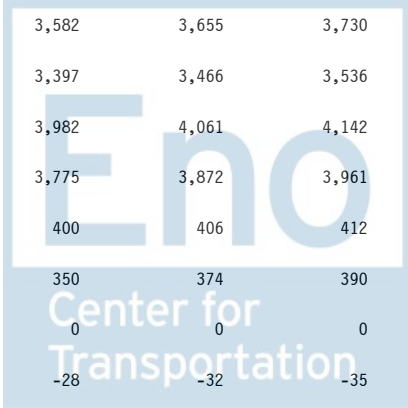
Sorted by FUNC, SFUN, TID, SUB
 (amounts in millions)

		2015	2016	2017	2018	2019	2020	2021	2022	2023	2024	2025
NATIONAL DEFENSE (050)												
017 1506 0 1 051 BA60 30 72 10 A SPECTRUM												
Federal Fund												
spectrum												
Pres 16	BA:	274	0	0	0	0	0	0	0	0	0	0
Reest	OP:	0	27									
	OT:	3	27	41	41	41	41	27	27	16	3	0
Mar 15	BA:	274	0	0	0	0	0	0	0	0	0	0
Base	OP:	0	27									
	OT:	3	27	41	41	41	41	27	27	16	3	0
Orig	BA:	274	0	0	0	0	0	0	0	0	0	0
Pres	OP:	0	93									
	OT:	40	93	88	25	11	8	5	3	0	0	0
Reest -	BA:	0	0	0	0	0	0	0	0	0	0	0
Mar15	OP:	0	0									
	OT:	0	0	0	0	0	0	0	0	0	0	0
Reest -	BA:	0	0	0	0	0	0	0	0	0	0	0
Orig	OP:	0	-66									
	OT:	-37	-66	-47	16	30	33	22	24	16	3	0
017 1506 0 1 051 IA01 DE DE 01 0												
Rescission												
Pres 16	BA:	-244	0	0	0	0	0	0	0	0	0	0
Reest	OP:	0	-39									
	OT:	-20	-39	-38	-16	-5	-2	-1	0	0	0	0
Mar 15	BA:	-244	-248	-252	-257	-262	-268	-273	-279	-284	-290	-296
Base	OP:	0	-39									
	OT:	-20	-79	-157	-214	-239	-252	-260	-266	-272	-278	-283
Orig	BA:	0	0	0	0	0	0	0	0	0	0	0
Pres	OP:	0	0									
	OT:	0	0	0	0	0	0	0	0	0	0	0
Reest -	BA:	0	248	252	257	262	268	273	279	284	290	296
Mar15	OP:	0	0									
	OT:	0	40	119	198	234	250	259	266	272	278	283
Reest -	BA:	-244	0	0	0	0	0	0	0	0	0	0
Orig	OP:	0	-39									
	OT:	-20	-39	-38	-16	-5	-2	-1	0	0	0	0



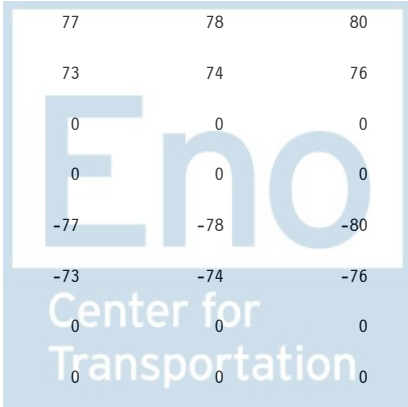
Sorted by FUNC, SFUN, TID, SUB
 (amounts in millions)

		2015	2016	2017	2018	2019	2020	2021	2022	2023	2024	2025
NATIONAL DEFENSE (050)												
Account Total for Aircraft procurement, Navy												
Pres 16	BA:	15,031	16,343	15,078	15,529	16,882	15,341	15,648	15,961	16,280	16,606	16,938
Reest	OP:	13,647	13,140									
	OT:	16,030	15,755	15,474	15,465	15,573	15,776	15,751	15,606	15,706	15,934	16,226
Mar 15	BA:	15,031	14,978	15,244	15,554	15,864	16,189	16,513	16,853	17,192	17,546	17,900
Base	OP:	13,647	13,140									
	OT:	16,030	15,537	15,065	15,101	15,292	15,553	15,837	16,150	16,464	16,786	17,124
Orig	BA:	15,031	16,343	15,078	15,529	16,882	15,341	15,648	15,961	16,280	16,606	16,938
Pres	OP:	15,599	12,972									
	OT:	17,779	15,343	15,124	15,258	15,327	15,401	15,393	15,471	15,782	16,040	16,327
Reest -	BA:	0	1,365	-166	-25	1,018	-848	-865	-892	-912	-940	-962
Mar15	OP:	0	0									
	OT:	0	218	409	364	281	223	-86	-544	-758	-852	-898
Reest -	BA:	0	0	0	0	0	0	0	0	0	0	0
Orig	OP:	-1,952	168									
	OT:	-1,749	412	350	207	246	375	358	135	-76	-106	-101
Weapons procurement, Navy												
017 1507 0 1 051 AA01 DE DE 01 0												
Appropriation												
Pres 16	BA:	3,137	3,154	3,212	3,448	3,753	3,827	3,904	3,982	4,061	4,142	4,225
Reest	OP:	2,412	2,447									
	OT:	2,986	3,024	3,137	3,232	3,363	3,540	3,638	3,747	3,840	3,926	4,009
Mar 15	BA:	3,137	3,184	3,241	3,306	3,372	3,441	3,510	3,582	3,655	3,730	3,805
Base	OP:	2,412	2,447									
	OT:	2,986	3,030	3,151	3,223	3,261	3,318	3,330	3,397	3,466	3,536	3,608
Orig	BA:	3,074	3,154	3,212	3,448	3,753	3,827	3,904	3,982	4,061	4,142	4,225
Pres	OP:	2,998	2,366									
	OT:	3,551	2,933	3,041	3,151	3,341	3,464	3,615	3,775	3,872	3,961	4,042
Reest -	BA:	0	-30	-29	142	381	386	394	400	406	412	420
Mar15	OP:	0	0									
	OT:	0	-6	-14	9	102	222	308	350	374	390	401
Reest -	BA:	63	0	0	0	0	0	0	0	0	0	0
Orig	OP:	-586	81									
	OT:	-565	91	96	81	22	76	23	-28	-32	-35	-33



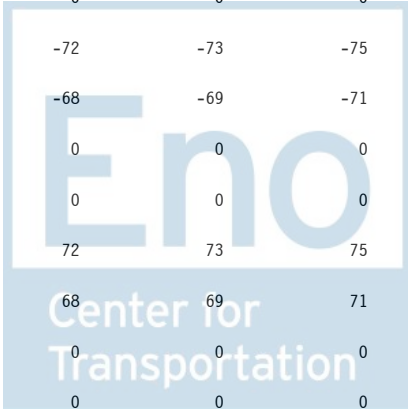
Sorted by FUNC, SFUN, TID, SUB
 (amounts in millions)

		2015	2016	2017	2018	2019	2020	2021	2022	2023	2024	2025
NATIONAL DEFENSE (050)												
017 1507 0 1 051 AA02 DE DE 01 War16												
Appropriation												
Pres 16	BA:	0	3	0	0	0	0	0	0	0	0	0
Reest	OP:	0	0									
	OT:	0	1	1	1	0	0	0	0	0	0	0
Mar 15	BA:	0	0	0	0	0	0	0	0	0	0	0
Base	OP:	0	0									
	OT:	0	0	0	0	0	0	0	0	0	0	0
Orig	BA:	0	3	0	0	0	0	0	0	0	0	0
Pres	OP:	0	0									
	OT:	0	1	1	1	0	0	0	0	0	0	0
Reest -	BA:	0	3	0	0	0	0	0	0	0	0	0
Mar15	OP:	0	0									
	OT:	0	1	1	1	0	0	0	0	0	0	0
Reest -	BA:	0	0	0	0	0	0	0	0	0	0	0
Orig	OP:	0	0									
	OT:	0	0	0	0	0	0	0	0	0	0	0
017 1507 0 1 051 AA03 DE DE 01 0 WAR15												
Appropriation												
Pres 16	BA:	67	0	0	0	0	0	0	0	0	0	0
Reest	OP:	0	21									
	OT:	12	21	18	8	4	2	1	0	0	0	0
Mar 15	BA:	67	68	69	71	72	73	75	77	78	80	81
Base	OP:	0	21						73	74	76	77
	OT:	12	33	52	60	65	69	71	0	0	0	0
Orig	BA:	67	0	0	0	0	0	0	0	0	0	0
Pres	OP:	0	20						0	0	0	0
	OT:	12	20	18	8	4	2	1	0	0	0	0
Reest -	BA:	0	-68	-69	-71	-72	-73	-75	-77	-78	-80	-81
Mar15	OP:	0	0						0	0	0	0
	OT:	0	-12	-34	-52	-61	-67	-70	-73	-74	-76	-77
Reest -	BA:	0	0	0	0	0	0	0	0	0	0	0
Orig	OP:	0	1						0	0	0	0
	OT:	0	1	0	0	0	0	0	0	0	0	0



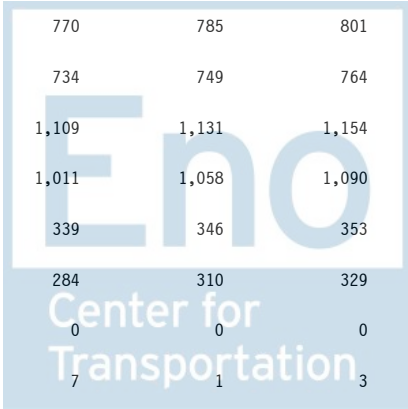
Sorted by FUNC, SFUN, TID, SUB
 (amounts in millions)

		2015	2016	2017	2018	2019	2020	2021	2022	2023	2024	2025
NATIONAL DEFENSE (050)												
017 1507 0 1 051 BA60 30 72 10 A SPECTRUM												
Federal Fund												
spectrum												
Pres 16	BA:	17	0	0	0	0	0	0	0	0	0	0
Reest	OP:	0	4									
	OT:	1	4	5	4	2	1	0	0	0	0	0
Mar 15	BA:	17	0	0	0	0	0	0	0	0	0	0
Base	OP:	0	4									
	OT:	1	4	5	4	2	1	0	0	0	0	0
Orig	BA:	17	0	0	0	0	0	0	0	0	0	0
Pres	OP:	0	5									
	OT:	3	5	5	2	1	1	0	0	0	0	0
Reest -	BA:	0	0	0	0	0	0	0	0	0	0	0
Mar15	OP:	0	0									
	OT:	0	0	0	0	0	0	0	0	0	0	0
Reest -	BA:	0	0	0	0	0	0	0	0	0	0	0
Orig	OP:	0	-1									
	OT:	-2	-1	0	2	1	0	0	0	0	0	0
017 1507 0 1 051 IA01 DE DE 01 0												
Rescission												
Pres 16	BA:	-63	0	0	0	0	0	0	0	0	0	0
Reest	OP:	0	-10									
	OT:	-6	-10	-9	-4	-2	-1	-1	0	0	0	0
Mar 15	BA:	-63	-64	-65	-66	-68	-69	-70	-72	-73	-75	-76
Base	OP:	0	-10									
	OT:	-6	-22	-40	-53	-60	-64	-66	-68	-69	-71	-72
Orig	BA:	0	0	0	0	0	0	0	0	0	0	0
Pres	OP:	0	0									
	OT:	0	0	0	0	0	0	0	0	0	0	0
Reest -	BA:	0	64	65	66	68	69	70	72	73	75	76
Mar15	OP:	0	0									
	OT:	0	12	31	49	58	63	65	68	69	71	72
Reest -	BA:	-63	0	0	0	0	0	0	0	0	0	0
Orig	OP:	0	-10									
	OT:	-6	-10	-9	-4	-2	-1	-1	0	0	0	0



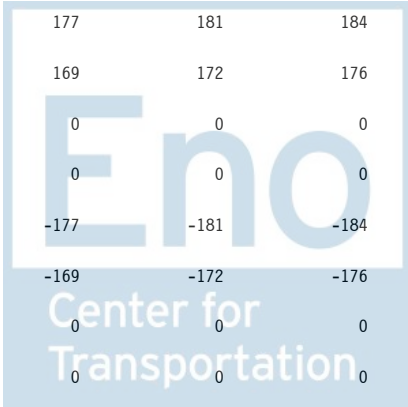
Sorted by FUNC, SFUN, TID, SUB
 (amounts in millions)

		2015	2016	2017	2018	2019	2020	2021	2022	2023	2024	2025
NATIONAL DEFENSE (050)												
Account Total for Weapons procurement, Navy												
Pres 16	BA:	3,158	3,157	3,212	3,448	3,753	3,827	3,904	3,982	4,061	4,142	4,225
Reest	OP:	2,412	2,462									
	OT:	2,993	3,040	3,152	3,241	3,367	3,542	3,638	3,747	3,840	3,926	4,009
Mar 15	BA:	3,158	3,188	3,245	3,311	3,376	3,445	3,515	3,587	3,660	3,735	3,810
Base	OP:	2,412	2,462									
	OT:	2,993	3,045	3,168	3,234	3,268	3,324	3,335	3,402	3,471	3,541	3,613
Orig	BA:	3,158	3,157	3,212	3,448	3,753	3,827	3,904	3,982	4,061	4,142	4,225
Pres	OP:	2,998	2,391									
	OT:	3,566	2,959	3,065	3,162	3,346	3,467	3,616	3,775	3,872	3,961	4,042
Reest -	BA:	0	-31	-33	137	377	382	389	395	401	407	415
Mar15	OP:	0	0									
	OT:	0	-5	-16	7	99	218	303	345	369	385	396
Reest -	BA:	0	0	0	0	0	0	0	0	0	0	0
Orig	OP:	-586	71									
	OT:	-573	81	87	79	21	75	22	-28	-32	-35	-33
Procurement of ammunition, Navy and Marine Corps												
017 1508 0 1 051 AA01 DE DE 01 0												
Appropriation												
Pres 16	BA:	674	724	807	892	908	1,066	1,087	1,109	1,131	1,154	1,177
Reest	OP:	818	755									
	OT:	871	812	786	795	840	893	946	1,018	1,059	1,093	1,121
Mar 15	BA:	674	684	696	710	725	739	754	770	785	801	818
Base	OP:	818	755									
	OT:	871	809	763	731	724	731	719	734	749	764	779
Orig	BA:	674	724	807	892	908	1,066	1,087	1,109	1,131	1,154	1,177
Pres	OP:	758	670									
	OT:	814	730	742	767	817	869	930	1,011	1,058	1,090	1,118
Reest -	BA:	0	40	111	182	183	327	333	339	346	353	359
Mar15	OP:	0	0									
	OT:	0	3	23	64	116	162	227	284	310	329	342
Reest -	BA:	0	0	0	0	0	0	0	0	0	0	0
Orig	OP:	60	85									
	OT:	57	82	44	28	23	24	16	7	1	3	3



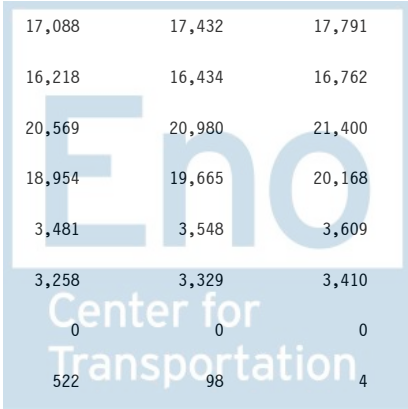
Sorted by FUNC, SFUN, TID, SUB
 (amounts in millions)

		2015	2016	2017	2018	2019	2020	2021	2022	2023	2024	2025
NATIONAL DEFENSE (050)												
017 1508 0 1 051 AA02 DE DE 01 War16												
Appropriation												
Pres 16	BA:	0	137	0	0	0	0	0	0	0	0	0
Reest	OP:	0	0									
	OT:	0	11	46	43	16	11	6	2	0	0	0
Mar 15	BA:	0	0	0	0	0	0	0	0	0	0	0
Base	OP:	0	0									
	OT:	0	0	0	0	0	0	0	0	0	0	0
Orig	BA:	0	137	0	0	0	0	0	0	0	0	0
Pres	OP:	0	0									
	OT:	0	14	45	37	22	10	5	3	0	0	0
Reest -	BA:	0	137	0	0	0	0	0	0	0	0	0
Mar15	OP:	0	0									
	OT:	0	11	46	43	16	11	6	2	0	0	0
Reest -	BA:	0	0	0	0	0	0	0	0	0	0	0
Orig	OP:	0	0									
	OT:	0	-3	1	6	-6	1	1	-1	0	0	0
017 1508 0 1 051 AA03 DE DE 01 0 WAR15												
Appropriation												
Pres 16	BA:	155	0	0	0	0	0	0	0	0	0	0
Reest	OP:	0	52									
	OT:	12	52	49	19	13	7	2	0	0	0	0
Mar 15	BA:	155	157	160	163	167	170	173	177	181	184	188
Base	OP:	0	52									
	OT:	12	64	115	135	150	160	165	169	172	176	179
Orig	BA:	155	0	0	0	0	0	0	0	0	0	0
Pres	OP:	0	50									
	OT:	13	50	45	25	11	6	3	0	0	0	0
Reest -	BA:	0	-157	-160	-163	-167	-170	-173	-177	-181	-184	-188
Mar15	OP:	0	0									
	OT:	0	-12	-66	-116	-137	-153	-163	-169	-172	-176	-179
Reest -	BA:	0	0	0	0	0	0	0	0	0	0	0
Orig	OP:	0	2									
	OT:	-1	2	4	-6	2	1	-1	0	0	0	0



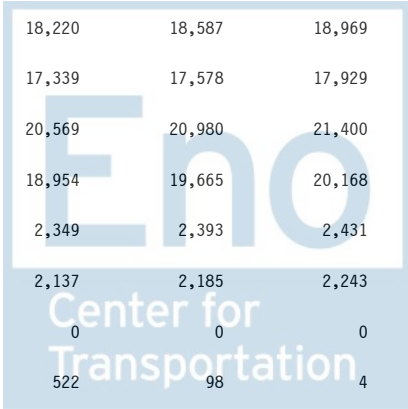
Sorted by FUNC, SFUN, TID, SUB
 (amounts in millions)

		2015	2016	2017	2018	2019	2020	2021	2022	2023	2024	2025
NATIONAL DEFENSE (050)												
Account Total for Procurement of ammunition, Navy and Marine Corps												
Pres 16	BA:	829	861	807	892	908	1,066	1,087	1,109	1,131	1,154	1,177
Reest	OP:	818	807									
	OT:	883	875	881	857	869	911	954	1,020	1,059	1,093	1,121
Mar 15	BA:	829	841	856	873	892	909	927	947	966	985	1,006
Base	OP:	818	807									
	OT:	883	873	878	866	874	891	884	903	921	940	958
Orig	BA:	829	861	807	892	908	1,066	1,087	1,109	1,131	1,154	1,177
Pres	OP:	758	720									
	OT:	827	794	832	829	850	885	938	1,014	1,058	1,090	1,118
Reest -	BA:	0	20	-49	19	16	157	160	162	165	169	171
Mar15	OP:	0	0									
	OT:	0	2	3	-9	-5	20	70	117	138	153	163
Reest -	BA:	0	0	0	0	0	0	0	0	0	0	0
Orig	OP:	60	87									
	OT:	56	81	49	28	19	26	16	6	1	3	3
Shipbuilding and conversion, Navy												
017 1611 0 1 051 AA01 DE DE 01 0												
Appropriation												
Pres 16	BA:	14,963	16,208	20,114	20,287	19,050	19,770	20,165	20,569	20,980	21,400	21,828
Reest	OP:	12,402	12,978									
	OT:	13,524	14,194	15,204	16,619	17,744	18,519	19,065	19,476	19,763	20,172	20,487
Mar 15	BA:	14,963	15,187	15,457	15,771	16,085	16,414	16,744	17,088	17,432	17,791	18,150
Base	OP:	12,402	12,978									
	OT:	13,524	14,117	14,605	14,935	15,293	15,647	15,920	16,218	16,434	16,762	17,001
Orig	BA:	15,954	16,597	20,114	20,287	19,050	19,770	20,165	20,569	20,980	21,400	21,828
Pres	OP:	11,893	13,119									
	OT:	13,233	14,513	14,792	16,187	17,504	18,369	17,675	18,954	19,665	20,168	20,539
Reest -	BA:	0	1,021	4,657	4,516	2,965	3,356	3,421	3,481	3,548	3,609	3,678
Mar15	OP:	0	0									
	OT:	0	77	599	1,684	2,451	2,872	3,145	3,258	3,329	3,410	3,486
Reest -	BA:	-991	-389	0	0	0	0	0	0	0	0	0
Orig	OP:	509	-141									
	OT:	291	-319	412	432	240	150	1,390	522	98	4	-52



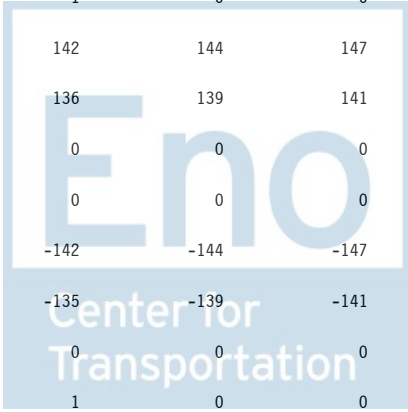
Sorted by FUNC, SFUN, TID, SUB
 (amounts in millions)

		2015	2016	2017	2018	2019	2020	2021	2022	2023	2024	2025
NATIONAL DEFENSE (050)												
017 1611 0 1 051 AA02 DE DE 01 0												
Appropriation												
prior year shipbuilding programs												
Pres 16	BA:	991	389	0	0	0	0	0	0	0	0	0
Reest	OP:	250	520									
	OT:	795	734	262	69	0	0	0	0	0	0	0
Mar 15	BA:	991	1,006	1,024	1,045	1,065	1,087	1,109	1,132	1,155	1,178	1,202
Base	OP:	250	520									
	OT:	795	1,073	1,072	1,085	1,055	1,076	1,098	1,121	1,144	1,167	1,190
Orig	BA:	0	0	0	0	0	0	0	0	0	0	0
Pres	OP:	0	0									
	OT:	0	0	0	0	0	0	0	0	0	0	0
Reest -	BA:	0	-617	-1,024	-1,045	-1,065	-1,087	-1,109	-1,132	-1,155	-1,178	-1,202
Mar15	OP:	0	0									
	OT:	0	-339	-810	-1,016	-1,055	-1,076	-1,098	-1,121	-1,144	-1,167	-1,190
Reest -	BA:	991	389	0	0	0	0	0	0	0	0	0
Orig	OP:	250	520									
	OT:	795	734	262	69	0	0	0	0	0	0	0
Account Total for Shipbuilding and conversion, Navy												
Pres 16	BA:	15,954	16,597	20,114	20,287	19,050	19,770	20,165	20,569	20,980	21,400	21,828
Reest	OP:	12,652	13,498									
	OT:	14,319	14,928	15,466	16,688	17,744	18,519	19,065	19,476	19,763	20,172	20,487
Mar 15	BA:	15,954	16,193	16,481	16,816	17,150	17,501	17,853	18,220	18,587	18,969	19,352
Base	OP:	12,652	13,498									
	OT:	14,319	15,190	15,677	16,020	16,348	16,723	17,018	17,339	17,578	17,929	18,191
Orig	BA:	15,954	16,597	20,114	20,287	19,050	19,770	20,165	20,569	20,980	21,400	21,828
Pres	OP:	11,893	13,119									
	OT:	13,233	14,513	14,792	16,187	17,504	18,369	17,675	18,954	19,665	20,168	20,539
Reest -	BA:	0	404	3,633	3,471	1,900	2,269	2,312	2,349	2,393	2,431	2,476
Mar15	OP:	0	0									
	OT:	0	-262	-211	668	1,396	1,796	2,047	2,137	2,185	2,243	2,296
Reest -	BA:	0	0	0	0	0	0	0	0	0	0	0
Orig	OP:	759	379									
	OT:	1,086	415	674	501	240	150	1,390	522	98	4	-52




Sorted by FUNC, SFUN, TID, SUB
 (amounts in millions)

		2015	2016	2017	2018	2019	2020	2021	2022	2023	2024	2025
NATIONAL DEFENSE (050)												
Other procurement, Navy												
017 1810 0 1 051 AA01 DE DE 01 0												
Appropriation												
Pres 16	BA:	5,847	6,615	7,181	7,482	7,837	7,869	8,026	8,187	8,351	8,518	8,688
Reest	OP:	4,356	4,553									
	OT:	5,379	5,711	6,228	6,772	7,174	7,488	7,674	7,836	8,002	8,167	8,332
Mar 15	BA:	5,847	5,935	6,040	6,163	6,286	6,414	6,543	6,677	6,812	6,952	7,092
Base	OP:	4,356	4,553									
	OT:	5,379	5,592	5,742	5,905	6,024	6,149	6,274	6,400	6,530	6,663	6,798
Orig	BA:	5,845	6,615	7,181	7,482	7,837	7,869	8,026	8,187	8,351	8,518	8,688
Pres	OP:	4,735	4,656									
	OT:	5,933	6,012	6,283	6,894	7,234	7,549	7,618	7,869	8,040	8,202	8,367
Reest -	BA:	0	680	1,141	1,319	1,551	1,455	1,483	1,510	1,539	1,566	1,596
Mar15	OP:	0	0									
	OT:	0	119	486	867	1,150	1,339	1,400	1,436	1,472	1,504	1,534
Reest -	BA:	2	0	0	0	0	0	0	0	0	0	0
Orig	OP:	-379	-103									
	OT:	-554	-301	-55	-122	-60	-61	56	-33	-38	-35	-35
017 1810 0 1 051 AA02 DE DE 01 0 WAR15												
Appropriation												
Pres 16	BA:	124	0	0	0	0	0	0	0	0	0	0
Reest	OP:	0	52									
	OT:	22	52	29	11	5	2	1	1	0	0	0
Mar 15	BA:	124	126	128	131	133	136	139	142	144	147	150
Base	OP:	0	52									
	OT:	22	74	104	117	124	128	132	136	139	141	144
Orig	BA:	124	0	0	0	0	0	0	0	0	0	0
Pres	OP:	0	52									
	OT:	25	52	24	11	6	2	2	0	0	0	0
Reest -	BA:	0	-126	-128	-131	-133	-136	-139	-142	-144	-147	-150
Mar15	OP:	0	0									
	OT:	0	-22	-75	-106	-119	-126	-131	-135	-139	-141	-144
Reest -	BA:	0	0	0	0	0	0	0	0	0	0	0
Orig	OP:	0	0									
	OT:	-3	0	5	0	-1	0	-1	1	0	0	0



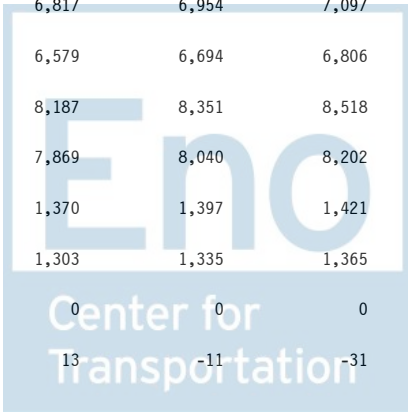
Sorted by FUNC, SFUN, TID, SUB
 (amounts in millions)

		2015	2016	2017	2018	2019	2020	2021	2022	2023	2024	2025
NATIONAL DEFENSE (050)												
017 1810 0 1 051 AA03 DE DE 01 War16												
Appropriation												
Pres 16	BA:	0	12	0	0	0	0	0	0	0	0	0
Reest	OP:	0	0									
	OT:	0	2	5	3	1	0	0	0	0	0	0
Mar 15	BA:	0	0	0	0	0	0	0	0	0	0	0
Base	OP:	0	0									
	OT:	0	0	0	0	0	0	0	0	0	0	0
Orig	BA:	0	12	0	0	0	0	0	0	0	0	0
Pres	OP:	0	0									
	OT:	0	2	5	2	1	1	0	0	0	0	0
Reest -	BA:	0	12	0	0	0	0	0	0	0	0	0
Mar15	OP:	0	0									
	OT:	0	2	5	3	1	0	0	0	0	0	0
Reest -	BA:	0	0	0	0	0	0	0	0	0	0	0
Orig	OP:	0	0									
	OT:	0	0	0	1	0	-1	0	0	0	0	0
017 1810 0 1 051 BA60 30 72 10 A SPECTRUM												
Federal Fund												
spectrum												
Pres 16	BA:	447	0	0	0	0	0	0	0	0	0	0
Reest	OP:	0	45									
	OT:	4	45	67	67	67	67	45	45	27	4	0
Mar 15	BA:	447	0	0	0	0	0	0	0	0	0	0
Base	OP:	0	45									
	OT:	4	45	67	67	67	67	45	45	27	4	0
Orig	BA:	447	0	0	0	0	0	0	0	0	0	0
Pres	OP:	0	188									
	OT:	92	188	85	40	20	9	0	0	0	0	0
Reest -	BA:	0	0	0	0	0	0	0	0	0	0	0
Mar15	OP:	0	0									
	OT:	0	0	0	0	0	0	0	0	0	0	0
Reest -	BA:	0	0	0	0	0	0	0	0	0	0	0
Orig	OP:	0	-143									
	OT:	-88	-143	-18	27	47	58	45	45	27	4	0



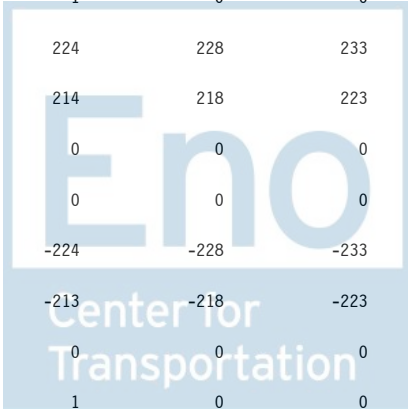
Sorted by FUNC, SFUN, TID, SUB
 (amounts in millions)

		2015	2016	2017	2018	2019	2020	2021	2022	2023	2024	2025
NATIONAL DEFENSE (050)												
017 1810 0 1 051 IA01 DE DE 01 0												
Rescission												
Pres 16	BA:	-2	0	0	0	0	0	0	0	0	0	0
Reest	OP:	0	0									
	OT:	0	0	0	0	0	0	0	0	0	0	0
Mar 15	BA:	-2	-2	-2	-2	-2	-2	-2	-2	-2	-2	-2
Base	OP:	0	0									
	OT:	0	0	-1	-2	-2	-2	-2	-2	-2	-2	-2
Orig	BA:	0	0	0	0	0	0	0	0	0	0	0
Pres	OP:	0	0									
	OT:	0	0	0	0	0	0	0	0	0	0	0
Reest -	BA:	0	2	2	2	2	2	2	2	2	2	2
Mar15	OP:	0	0									
	OT:	0	0	1	2	2	2	2	2	2	2	2
Reest -	BA:	-2	0	0	0	0	0	0	0	0	0	0
Orig	OP:	0	0									
	OT:	0	0	0	0	0	0	0	0	0	0	0
Account Total for Other procurement, Navy												
Pres 16	BA:	6,416	6,627	7,181	7,482	7,837	7,869	8,026	8,187	8,351	8,518	8,688
Reest	OP:	4,356	4,650									
	OT:	5,405	5,810	6,329	6,853	7,247	7,557	7,720	7,882	8,029	8,171	8,332
Mar 15	BA:	6,416	6,059	6,166	6,292	6,417	6,548	6,680	6,817	6,954	7,097	7,240
Base	OP:	4,356	4,650									
	OT:	5,405	5,711	5,912	6,087	6,213	6,342	6,449	6,579	6,694	6,806	6,940
Orig	BA:	6,416	6,627	7,181	7,482	7,837	7,869	8,026	8,187	8,351	8,518	8,688
Pres	OP:	4,735	4,896									
	OT:	6,050	6,254	6,397	6,947	7,261	7,561	7,620	7,869	8,040	8,202	8,367
Reest -	BA:	0	568	1,015	1,190	1,420	1,321	1,346	1,370	1,397	1,421	1,448
Mar15	OP:	0	0									
	OT:	0	99	417	766	1,034	1,215	1,271	1,303	1,335	1,365	1,392
Reest -	BA:	0	0	0	0	0	0	0	0	0	0	0
Orig	OP:	-379	-246									
	OT:	-645	-444	-68	-94	-14	-4	100	13	-11	-31	-35




Sorted by FUNC, SFUN, TID, SUB
 (amounts in millions)

		2015	2016	2017	2018	2019	2020	2021	2022	2023	2024	2025
NATIONAL DEFENSE (050)												
Aircraft procurement, Army												
021 2031 0 1 051 AA01 DE DE 01 0												
Appropriation												
Pres 16	BA:	5,216	5,689	4,534	4,587	3,925	3,929	4,008	4,088	4,169	4,253	4,338
Reest	OP:	5,089	4,896									
	OT:	5,585	5,436	5,379	5,011	4,657	4,287	4,043	3,993	4,016	4,079	4,155
Mar 15	BA:	5,216	5,294	5,388	5,498	5,607	5,722	5,837	5,957	6,077	6,202	6,327
Base	OP:	5,089	4,896									
	OT:	5,585	5,399	5,304	5,317	5,383	5,481	5,585	5,698	5,814	5,932	6,053
Orig	BA:	5,168	5,689	4,534	4,587	3,925	3,929	4,008	4,088	4,169	4,253	4,338
Pres	OP:	4,733	4,973									
	OT:	5,234	5,525	5,724	5,207	4,737	4,328	3,990	3,981	4,016	4,085	4,158
Reest -	BA:	0	395	-854	-911	-1,682	-1,793	-1,829	-1,869	-1,908	-1,949	-1,989
Mar15	OP:	0	0									
	OT:	0	37	75	-306	-726	-1,194	-1,542	-1,705	-1,798	-1,853	-1,898
Reest -	BA:	48	0	0	0	0	0	0	0	0	0	0
Orig	OP:	356	-77									
	OT:	351	-89	-345	-196	-80	-41	53	12	0	-6	-3
021 2031 0 1 051 AA02 DE DE 01 0 WAR15												
Appropriation												
Pres 16	BA:	196	0	0	0	0	0	0	0	0	0	0
Reest	OP:	0	77									
	OT:	19	77	59	25	11	2	1	1	0	0	0
Mar 15	BA:	196	199	202	207	211	215	219	224	228	233	238
Base	OP:	0	77						214	218	223	227
	OT:	19	96	157	184	198	204	209	0	0	0	0
Orig	BA:	-268	0	0	0	0	0	0	0	0	0	0
Pres	OP:	0	0						0	0	0	0
	OT:	0	0	0	0	0	0	0	0	0	0	0
Reest -	BA:	0	-199	-202	-207	-211	-215	-219	-224	-228	-233	-238
Mar15	OP:	0	0									
	OT:	0	-19	-98	-159	-187	-202	-208	-213	-218	-223	-227
Reest -	BA:	464	0	0	0	0	0	0	0	0	0	0
Orig	OP:	0	77						0	0	0	0
	OT:	19	77	59	25	11	2	1	1	0	0	0



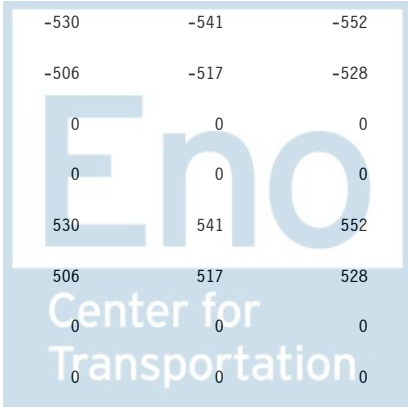
Sorted by FUNC, SFUN, TID, SUB
 (amounts in millions)

		2015	2016	2017	2018	2019	2020	2021	2022	2023	2024	2025
NATIONAL DEFENSE (050)												
021 2031 0 1 051 AA03 DE DE 01 War16												
Appropriation												
Pres 16	BA:	0	165	0	0	0	0	0	0	0	0	0
Reest	OP:	0	0									
	OT:	0	16	65	50	21	9	2	1	1	0	0
Mar 15	BA:	0	0	0	0	0	0	0	0	0	0	0
Base	OP:	0	0									
	OT:	0	0	0	0	0	0	0	0	0	0	0
Orig	BA:	0	165	0	0	0	0	0	0	0	0	0
Pres	OP:	0	0									
	OT:	0	13	69	33	25	12	8	3	0	0	0
Reest -	BA:	0	165	0	0	0	0	0	0	0	0	0
Mar15	OP:	0	0									
	OT:	0	16	65	50	21	9	2	1	1	0	0
Reest -	BA:	0	0	0	0	0	0	0	0	0	0	0
Orig	OP:	0	0									
	OT:	0	3	-4	17	-4	-3	-6	-2	1	0	0
021 2031 0 1 051 BA60 30 72 10 A SPECTRUM												
Federal Fund												
spectrum												
Pres 16	BA:	467	0	0	0	0	0	0	0	0	0	0
Reest	OP:	0	47									
	OT:	5	47	70	70	70	70	47	47	28	5	0
Mar 15	BA:	467	0	0	0	0	0	0	0	0	0	0
Base	OP:	0	47									
	OT:	5	47	70	70	70	70	47	47	28	5	0
Orig	BA:	467	0	0	0	0	0	0	0	0	0	0
Pres	OP:	0	188									
	OT:	45	188	134	72	13	5	0	0	0	0	0
Reest -	BA:	0	0	0	0	0	0	0	0	0	0	0
Mar15	OP:	0	0									
	OT:	0	0	0	0	0	0	0	0	0	0	0
Reest -	BA:	0	0	0	0	0	0	0	0	0	0	0
Orig	OP:	0	-141									
	OT:	-40	-141	-64	-2	57	65	47	47	28	5	0



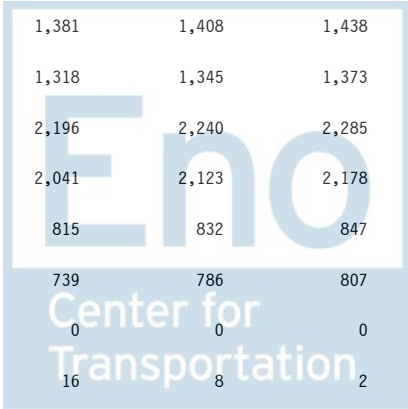
Sorted by FUNC, SFUN, TID, SUB
 (amounts in millions)

		2015	2016	2017	2018	2019	2020	2021	2022	2023	2024	2025
NATIONAL DEFENSE (050)												
021 2031 0 1 051 IA01 DE DE 01 0												
Rescission												
Pres 16	BA:	-48	0	0	0	0	0	0	0	0	0	0
Reest	OP:	0	-9									
	OT:	-2	-9	-7	-3	-1	0	0	0	0	0	0
Mar 15	BA:	-48	-49	-50	-51	-52	-53	-54	-55	-56	-57	-58
Base	OP:	0	-9									
	OT:	-2	-14	-31	-42	-48	-50	-51	-53	-54	-55	-56
Orig	BA:	0	0	0	0	0	0	0	0	0	0	0
Pres	OP:	0	0									
	OT:	0	0	0	0	0	0	0	0	0	0	0
Reest -	BA:	0	49	50	51	52	53	54	55	56	57	58
Mar15	OP:	0	0									
	OT:	0	5	24	39	47	50	51	53	54	55	56
Reest -	BA:	-48	0	0	0	0	0	0	0	0	0	0
Orig	OP:	0	-9									
	OT:	-2	-9	-7	-3	-1	0	0	0	0	0	0
021 2031 0 1 051 IA02 DE DE 01 0 WAR15												
Rescission												
Pres 16	BA:	-464	0	0	0	0	0	0	0	0	0	0
Reest	OP:	0	-91									
	OT:	-22	-91	-70	-29	-13	-3	-1	0	0	0	0
Mar 15	BA:	-464	-471	-479	-489	-499	-509	-519	-530	-541	-552	-563
Base	OP:	0	-91						-506	-517	-528	-539
	OT:	-22	-136	-301	-406	-456	-480	-494				
Orig	BA:	0	0	0	0	0	0	0	0	0	0	0
Pres	OP:	0	0						0	0	0	0
	OT:	0	0	0	0	0	0	0	0	0	0	0
Reest -	BA:	0	471	479	489	499	509	519	530	541	552	563
Mar15	OP:	0	0						506	517	528	539
	OT:	0	45	231	377	443	477	493				
Reest -	BA:	-464	0	0	0	0	0	0	0	0	0	0
Orig	OP:	0	-91						0	0	0	0
	OT:	-22	-91	-70	-29	-13	-3	-1	0	0	0	0




Sorted by FUNC, SFUN, TID, SUB
 (amounts in millions)

		2015	2016	2017	2018	2019	2020	2021	2022	2023	2024	2025
NATIONAL DEFENSE (050)												
Account Total for Aircraft procurement, Army												
Pres 16	BA:	5,367	5,854	4,534	4,587	3,925	3,929	4,008	4,088	4,169	4,253	4,338
Reest	OP:	5,089	4,920									
	OT:	5,585	5,476	5,496	5,124	4,745	4,365	4,092	4,042	4,045	4,084	4,155
Mar 15	BA:	5,367	4,973	5,061	5,165	5,267	5,375	5,483	5,596	5,708	5,826	5,944
Base	OP:	5,089	4,920									
	OT:	5,585	5,392	5,199	5,123	5,147	5,225	5,296	5,400	5,489	5,577	5,685
Orig	BA:	5,367	5,854	4,534	4,587	3,925	3,929	4,008	4,088	4,169	4,253	4,338
Pres	OP:	4,733	5,161									
	OT:	5,279	5,726	5,927	5,312	4,775	4,345	3,998	3,984	4,016	4,085	4,158
Reest -	BA:	0	881	-527	-578	-1,342	-1,446	-1,475	-1,508	-1,539	-1,573	-1,606
Mar15	OP:	0	0									
	OT:	0	84	297	1	-402	-860	-1,204	-1,358	-1,444	-1,493	-1,530
Reest -	BA:	0	0	0	0	0	0	0	0	0	0	0
Orig	OP:	356	-241									
	OT:	306	-250	-431	-188	-30	20	94	58	29	-1	-3
Missile procurement, Army												
021 2032 0 1 051 AA01 DE DE 01 0												
Appropriation												
Pres 16	BA:	1,209	1,420	1,473	1,819	1,880	2,111	2,153	2,196	2,240	2,285	2,331
Reest	OP:	1,499	1,374									
	OT:	1,575	1,463	1,395	1,430	1,581	1,770	1,926	2,057	2,131	2,180	2,226
Mar 15	BA:	1,209	1,227	1,249	1,274	1,300	1,326	1,353	1,381	1,408	1,438	1,467
Base	OP:	1,499	1,374									
	OT:	1,575	1,451	1,318	1,244	1,247	1,269	1,293	1,318	1,345	1,373	1,400
Orig	BA:	1,209	1,420	1,473	1,819	1,880	2,111	2,153	2,196	2,240	2,285	2,331
Pres	OP:	1,542	1,239									
	OT:	1,629	1,341	1,415	1,450	1,610	1,758	1,920	2,041	2,123	2,178	2,224
Reest -	BA:	0	193	224	545	580	785	800	815	832	847	864
Mar15	OP:	0	0									
	OT:	0	12	77	186	334	501	633	739	786	807	826
Reest -	BA:	0	0	0	0	0	0	0	0	0	0	0
Orig	OP:	-43	135									
	OT:	-54	122	-20	-20	-29	12	6	16	8	2	2



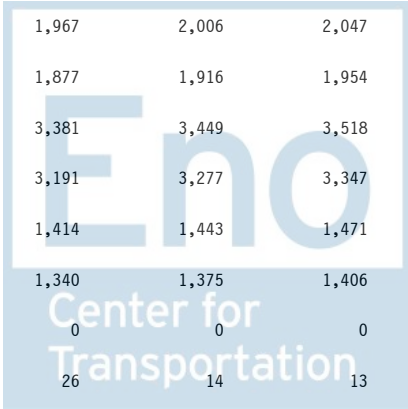
Sorted by FUNC, SFUN, TID, SUB
 (amounts in millions)

		2015	2016	2017	2018	2019	2020	2021	2022	2023	2024	2025
NATIONAL DEFENSE (050)												
021 2032 0 1 051 AA02 DE DE 01 0 WAR15												
Appropriation												
Pres 16	BA:	32	0	0	0	0	0	0	0	0	0	0
Reest	OP:	0	10									
	OT:	2	10	13	5	1	0	0	0	0	0	0
Mar 15	BA:	32	32	33	34	34	35	36	37	37	38	39
Base	OP:	0	10									
	OT:	2	12	26	31	32	33	34	35	36	36	37
Orig	BA:	32	0	0	0	0	0	0	0	0	0	0
Pres	OP:	0	11									
	OT:	2	11	10	6	2	1	0	0	0	0	0
Reest -	BA:	0	-32	-33	-34	-34	-35	-36	-37	-37	-38	-39
Mar15	OP:	0	0									
	OT:	0	-2	-13	-26	-31	-33	-34	-35	-36	-36	-37
Reest -	BA:	0	0	0	0	0	0	0	0	0	0	0
Orig	OP:	0	-1									
	OT:	0	-1	3	-1	-1	-1	0	0	0	0	0
021 2032 0 1 051 AA03 DE DE 01 War16												
Appropriation												
Pres 16	BA:	0	37	0	0	0	0	0	0	0	0	0
Reest	OP:	0	0									
	OT:	0	2	12	15	6	1	0	0	0	0	0
Mar 15	BA:	0	0	0	0	0	0	0	0	0	0	0
Base	OP:	0	0									
	OT:	0	0	0	0	0	0	0	0	0	0	0
Orig	BA:	0	37	0	0	0	0	0	0	0	0	0
Pres	OP:	0	0									
	OT:	0	3	14	11	5	2	1	0	0	0	0
Reest -	BA:	0	37	0	0	0	0	0	0	0	0	0
Mar15	OP:	0	0									
	OT:	0	2	12	15	6	1	0	0	0	0	0
Reest -	BA:	0	0	0	0	0	0	0	0	0	0	0
Orig	OP:	0	0									
	OT:	0	-1	-2	4	1	-1	-1	0	0	0	0




Sorted by FUNC, SFUN, TID, SUB
 (amounts in millions)

		2015	2016	2017	2018	2019	2020	2021	2022	2023	2024	2025
NATIONAL DEFENSE (050)												
Account Total for Missile procurement, Army												
Pres 16	BA:	1,241	1,457	1,473	1,819	1,880	2,111	2,153	2,196	2,240	2,285	2,331
Reest	OP:	1,499	1,384									
	OT:	1,577	1,475	1,420	1,450	1,588	1,771	1,926	2,057	2,131	2,180	2,226
Mar 15	BA:	1,241	1,259	1,282	1,308	1,334	1,361	1,389	1,418	1,445	1,476	1,506
Base	OP:	1,499	1,384									
	OT:	1,577	1,463	1,344	1,275	1,279	1,302	1,327	1,353	1,381	1,409	1,437
Orig	BA:	1,241	1,457	1,473	1,819	1,880	2,111	2,153	2,196	2,240	2,285	2,331
Pres	OP:	1,542	1,250									
	OT:	1,631	1,355	1,439	1,467	1,617	1,761	1,921	2,041	2,123	2,178	2,224
Reest -	BA:	0	198	191	511	546	750	764	778	795	809	825
Mar15	OP:	0	0									
	OT:	0	12	76	175	309	469	599	704	750	771	789
Reest -	BA:	0	0	0	0	0	0	0	0	0	0	0
Orig	OP:	-43	134									
	OT:	-54	120	-19	-17	-29	10	5	16	8	2	2
Procurement of weapons and tracked combat vehicles, Army												
021 2033 0 1 051 AA01 DE DE 01 0												
Appropriation												
Pres 16	BA:	1,722	1,887	2,335	2,955	3,194	3,250	3,315	3,381	3,449	3,518	3,588
Reest	OP:	1,661	1,718									
	OT:	1,794	1,863	1,951	2,092	2,535	2,909	3,115	3,217	3,291	3,360	3,427
Mar 15	BA:	1,722	1,748	1,779	1,815	1,851	1,889	1,927	1,967	2,006	2,047	2,089
Base	OP:	1,661	1,718									
	OT:	1,794	1,853	1,853	1,735	1,769	1,803	1,840	1,877	1,916	1,954	1,994
Orig	BA:	1,717	1,887	2,335	2,955	3,194	3,250	3,315	3,381	3,449	3,518	3,588
Pres	OP:	1,609	1,608									
	OT:	1,717	1,727	1,840	2,086	2,458	2,813	3,051	3,191	3,277	3,347	3,414
Reest -	BA:	0	139	556	1,140	1,343	1,361	1,388	1,414	1,443	1,471	1,499
Mar15	OP:	0	0									
	OT:	0	10	98	357	766	1,106	1,275	1,340	1,375	1,406	1,433
Reest -	BA:	5	0	0	0	0	0	0	0	0	0	0
Orig	OP:	52	110									
	OT:	77	136	111	6	77	96	64	26	14	13	13



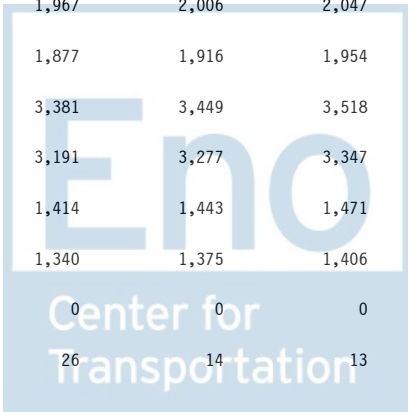
Sorted by FUNC, SFUN, TID, SUB
 (amounts in millions)

		2015	2016	2017	2018	2019	2020	2021	2022	2023	2024	2025
NATIONAL DEFENSE (050)												
021 2033 0 1 051 AA02 DE DE 01 0 WAR15												
Appropriation												
Pres 16	BA:	5	0	0	0	0	0	0	0	0	0	0
Reest	OP:	0	2									
	OT:	0	2	2	1	0	0	0	0	0	0	0
Mar 15	BA:	5	5	5	5	5	5	6	6	6	6	6
Base	OP:	0	2									
	OT:	0	2	4	5	5	5	5	5	6	6	6
Orig	BA:	5	0	0	0	0	0	0	0	0	0	0
Pres	OP:	0	2									
	OT:	0	2	2	1	0	0	0	0	0	0	0
Reest -	BA:	0	-5	-5	-5	-5	-5	-6	-6	-6	-6	-6
Mar15	OP:	0	0									
	OT:	0	0	-2	-4	-5	-5	-5	-5	-6	-6	-6
Reest -	BA:	0	0	0	0	0	0	0	0	0	0	0
Orig	OP:	0	0									
	OT:	0	0	0	0	0	0	0	0	0	0	0
021 2033 0 1 051 AA03 DE DE 01 War16												
Appropriation												
Pres 16	BA:	0	26	0	0	0	0	0	0	0	0	0
Reest	OP:	0	0									
	OT:	0	2	10	9	4	1	0	0	0	0	0
Mar 15	BA:	0	0	0	0	0	0	0	0	0	0	0
Base	OP:	0	0									
	OT:	0	0	0	0	0	0	0	0	0	0	0
Orig	BA:	0	26	0	0	0	0	0	0	0	0	0
Pres	OP:	0	0									
	OT:	0	2	10	7	4	1	1	0	0	0	0
Reest -	BA:	0	26	0	0	0	0	0	0	0	0	0
Mar15	OP:	0	0									
	OT:	0	2	10	9	4	1	0	0	0	0	0
Reest -	BA:	0	0	0	0	0	0	0	0	0	0	0
Orig	OP:	0	0									
	OT:	0	0	0	2	0	0	-1	0	0	0	0



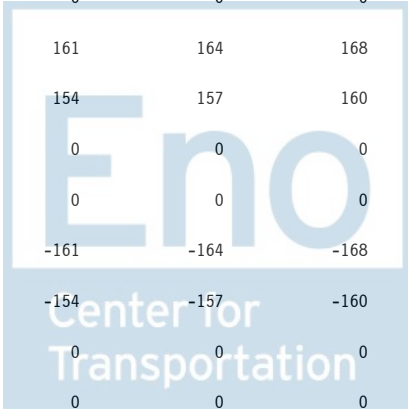
Sorted by FUNC, SFUN, TID, SUB
 (amounts in millions)

		2015	2016	2017	2018	2019	2020	2021	2022	2023	2024	2025
NATIONAL DEFENSE (050)												
021 2033 0 1 051 IA01 DE DE 01 0												
Rescission												
Pres 16	BA:	-5	0	0	0	0	0	0	0	0	0	0
Reest	OP:	0	-1									
	OT:	0	-1	-1	0	0	0	0	0	0	0	0
Mar 15	BA:	-5	-5	-5	-5	-5	-5	-6	-6	-6	-6	-6
Base	OP:	0	-1									
	OT:	0	-1	-3	-4	-5	-5	-5	-5	-6	-6	-6
Orig	BA:	0	0	0	0	0	0	0	0	0	0	0
Pres	OP:	0	0									
	OT:	0	0	0	0	0	0	0	0	0	0	0
Reest -	BA:	0	5	5	5	5	5	6	6	6	6	6
Mar15	OP:	0	0									
	OT:	0	0	2	4	5	5	5	5	6	6	6
Reest -	BA:	-5	0	0	0	0	0	0	0	0	0	0
Orig	OP:	0	-1									
	OT:	0	-1	-1	0	0	0	0	0	0	0	0
Account Total for Procurement of weapons and tracked combat vehicles, Army												
Pres 16	BA:	1,722	1,913	2,335	2,955	3,194	3,250	3,315	3,381	3,449	3,518	3,588
Reest	OP:	1,661	1,719									
	OT:	1,794	1,866	1,962	2,102	2,539	2,910	3,115	3,217	3,291	3,360	3,427
Mar 15	BA:	1,722	1,748	1,779	1,815	1,851	1,889	1,927	1,967	2,006	2,047	2,089
Base	OP:	1,661	1,719									
	OT:	1,794	1,854	1,854	1,736	1,769	1,803	1,840	1,877	1,916	1,954	1,994
Orig	BA:	1,722	1,913	2,335	2,955	3,194	3,250	3,315	3,381	3,449	3,518	3,588
Pres	OP:	1,609	1,610									
	OT:	1,717	1,731	1,852	2,094	2,462	2,814	3,052	3,191	3,277	3,347	3,414
Reest -	BA:	0	165	556	1,140	1,343	1,361	1,388	1,414	1,443	1,471	1,499
Mar15	OP:	0	0									
	OT:	0	12	108	366	770	1,107	1,275	1,340	1,375	1,406	1,433
Reest -	BA:	0	0	0	0	0	0	0	0	0	0	0
Orig	OP:	52	109									
	OT:	77	135	110	8	77	96	63	26	14	13	13



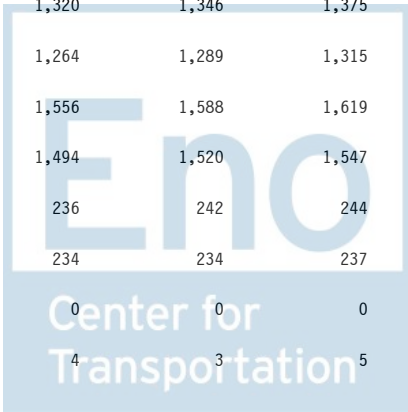
Sorted by FUNC, SFUN, TID, SUB
 (amounts in millions)

		2015	2016	2017	2018	2019	2020	2021	2022	2023	2024	2025
NATIONAL DEFENSE (050)												
Procurement of ammunition, Army												
021 2034 0 1 051 AA01 DE DE 01 0												
Appropriation												
Pres 16	BA:	1,015	1,233	1,565	1,602	1,466	1,496	1,526	1,556	1,588	1,619	1,652
Reest	OP:	1,654	1,310									
	OT:	1,717	1,386	1,316	1,519	1,505	1,498	1,483	1,498	1,523	1,552	1,583
Mar 15	BA:	1,015	1,030	1,048	1,070	1,091	1,113	1,136	1,159	1,182	1,207	1,231
Base	OP:	1,654	1,310									
	OT:	1,717	1,374	1,197	1,195	1,054	1,066	1,088	1,110	1,132	1,155	1,179
Orig	BA:	1,015	1,233	1,565	1,602	1,466	1,496	1,526	1,556	1,588	1,619	1,652
Pres	OP:	2,930	1,382									
	OT:	2,998	1,465	1,380	1,435	1,477	1,493	1,454	1,492	1,520	1,547	1,576
Reest -	BA:	0	203	517	532	375	383	390	397	406	412	421
Mar15	OP:	0	0									
	OT:	0	12	119	324	451	432	395	388	391	397	404
Reest -	BA:	0	0	0	0	0	0	0	0	0	0	0
Orig	OP:	-1,276	-72									
	OT:	-1,281	-79	-64	84	28	5	29	6	3	5	7
021 2034 0 1 051 AA02 DE DE 01 0 WAR15												
Appropriation												
Pres 16	BA:	141	0	0	0	0	0	0	0	0	0	0
Reest	OP:	0	60									
	OT:	9	60	48	16	5	2	0	0	0	0	0
Mar 15	BA:	141	143	146	149	152	155	158	161	164	168	171
Base	OP:	0	60									
	OT:	9	69	119	137	144	148	152	154	157	160	164
Orig	BA:	141	0	0	0	0	0	0	0	0	0	0
Pres	OP:	0	50									
	OT:	9	50	49	19	6	4	3	0	0	0	0
Reest -	BA:	0	-143	-146	-149	-152	-155	-158	-161	-164	-168	-171
Mar15	OP:	0	0									
	OT:	0	-9	-71	-121	-139	-146	-152	-154	-157	-160	-164
Reest -	BA:	0	0	0	0	0	0	0	0	0	0	0
Orig	OP:	0	10									
	OT:	0	10	-1	-3	-1	-2	-3	0	0	0	0




Sorted by FUNC, SFUN, TID, SUB
 (amounts in millions)

		2015	2016	2017	2018	2019	2020	2021	2022	2023	2024	2025
NATIONAL DEFENSE (050)												
021 2034 0 1 051 AA03 DE DE 01 War16												
Appropriation												
Pres 16	BA:	0	192	0	0	0	0	0	0	0	0	0
Reest	OP:	0	0									
	OT:	0	12	82	66	22	6	2	0	0	0	0
Mar 15	BA:	0	0	0	0	0	0	0	0	0	0	0
Base	OP:	0	0									
	OT:	0	0	0	0	0	0	0	0	0	0	0
Orig	BA:	0	192	0	0	0	0	0	0	0	0	0
Pres	OP:	0	0									
	OT:	0	13	61	71	23	12	9	2	0	0	0
Reest -	BA:	0	192	0	0	0	0	0	0	0	0	0
Mar15	OP:	0	0									
	OT:	0	12	82	66	22	6	2	0	0	0	0
Reest -	BA:	0	0	0	0	0	0	0	0	0	0	0
Orig	OP:	0	0									
	OT:	0	-1	21	-5	-1	-6	-7	-2	0	0	0
Account Total for Procurement of ammunition, Army												
Pres 16	BA:	1,156	1,425	1,565	1,602	1,466	1,496	1,526	1,556	1,588	1,619	1,652
Reest	OP:	1,654	1,370									
	OT:	1,726	1,458	1,446	1,601	1,532	1,506	1,485	1,498	1,523	1,552	1,583
Mar 15	BA:	1,156	1,173	1,194	1,219	1,243	1,268	1,294	1,320	1,346	1,375	1,402
Base	OP:	1,654	1,370									
	OT:	1,726	1,443	1,316	1,332	1,198	1,214	1,240	1,264	1,289	1,315	1,343
Orig	BA:	1,156	1,425	1,565	1,602	1,466	1,496	1,526	1,556	1,588	1,619	1,652
Pres	OP:	2,930	1,432									
	OT:	3,007	1,528	1,490	1,525	1,506	1,509	1,466	1,494	1,520	1,547	1,576
Reest -	BA:	0	252	371	383	223	228	232	236	242	244	250
Mar15	OP:	0	0									
	OT:	0	15	130	269	334	292	245	234	234	237	240
Reest -	BA:	0	0	0	0	0	0	0	0	0	0	0
Orig	OP:	-1,276	-62									
	OT:	-1,281	-70	-44	76	26	-3	19	4	3	5	7




Sorted by FUNC, SFUN, TID, SUB
 (amounts in millions)

		2015	2016	2017	2018	2019	2020	2021	2022	2023	2024	2025
NATIONAL DEFENSE (050)												
Other procurement, Army												
021 2035 0 1 051 AA01 DE DE 01 0												
Appropriation												
Pres 16	BA:	4,748	5,899	6,564	7,096	7,647	8,098	8,260	8,425	8,594	8,766	8,941
Reest	OP:	6,242	5,007									
	OT:	6,845	5,756	5,920	6,359	6,704	7,238	7,686	7,981	8,195	8,375	8,548
Mar 15	BA:	4,748	4,819	4,905	5,004	5,104	5,209	5,313	5,422	5,531	5,645	5,759
Base	OP:	6,242	5,007									
	OT:	6,845	5,619	5,211	5,075	4,906	4,984	5,080	5,182	5,287	5,394	5,504
Orig	BA:	4,436	5,899	6,564	7,096	7,647	8,098	8,260	8,425	8,594	8,766	8,941
Pres	OP:	5,881	4,777									
	OT:	6,418	5,491	5,601	6,353	6,918	7,277	7,627	7,986	8,204	8,397	8,578
Reest -	BA:	0	1,080	1,659	2,092	2,543	2,889	2,947	3,003	3,063	3,121	3,182
Mar15	OP:	0	0									
	OT:	0	137	709	1,284	1,798	2,254	2,606	2,799	2,908	2,981	3,044
Reest -	BA:	312	0	0	0	0	0	0	0	0	0	0
Orig	OP:	361	230									
	OT:	427	265	319	6	-214	-39	59	-5	-9	-22	-30
021 2035 0 1 051 AA02 DE DE 01 War16												
Appropriation												
Pres 16	BA:	0	1,206	0	0	0	0	0	0	0	0	0
Reest	OP:	0	0									
	OT:	0	153	556	283	135	42	12	6	0	0	0
Mar 15	BA:	0	0	0	0	0	0	0	0	0	0	0
Base	OP:	0	0									
	OT:	0	0	0	0	0	0	0	0	0	0	0
Orig	BA:	0	1,206	0	0	0	0	0	0	0	0	0
Pres	OP:	0	0									
	OT:	0	109	482	362	96	60	48	24	18	0	0
Reest -	BA:	0	1,206	0	0	0	0	0	0	0	0	0
Mar15	OP:	0	0									
	OT:	0	153	556	283	135	42	12	6	0	0	0
Reest -	BA:	0	0	0	0	0	0	0	0	0	0	0
Orig	OP:	0	0									
	OT:	0	44	74	-79	39	-18	-36	-18	-18	0	0




Sorted by FUNC, SFUN, TID, SUB
 (amounts in millions)

		2015	2016	2017	2018	2019	2020	2021	2022	2023	2024	2025
NATIONAL DEFENSE (050)												
021 2035 0 1 051 AA03 DE DE 01 0 WAR15												
Appropriation												
Pres 16	BA:	774	0	0	0	0	0	0	0	0	0	0
Reest	OP:	0	357									
	OT:	98	357	182	87	27	8	4	0	0	0	0
Mar 15	BA:	774	786	800	816	832	849	866	884	902	920	939
Base	OP:	0	357									
	OT:	98	457	646	744	785	808	828	845	862	880	897
Orig	BA:	766	0	0	0	0	0	0	0	0	0	0
Pres	OP:	0	329									
	OT:	93	329	222	54	31	23	8	0	0	0	0
Reest -	BA:	0	-786	-800	-816	-832	-849	-866	-884	-902	-920	-939
Mar15	OP:	0	0									
	OT:	0	-100	-464	-657	-758	-800	-824	-845	-862	-880	-897
Reest -	BA:	8	0	0	0	0	0	0	0	0	0	0
Orig	OP:	0	28									
	OT:	5	28	-40	33	-4	-15	-4	0	0	0	0
021 2035 0 1 051 BA60 30 72 10 A SPECTRUM												
Federal Fund												
spectrum												
Pres 16	BA:	115	0	0	0	0	0	0	0	0	0	0
Reest	OP:	0	12									
	OT:	1	12	17	17	17	17	12	12	7	1	0
Mar 15	BA:	115	0	0	0	0	0	0	0	0	0	0
Base	OP:	0	12									
	OT:	1	12	17	17	17	17	12	12	7	1	0
Orig	BA:	115	0	0	0	0	0	0	0	0	0	0
Pres	OP:	0	49									
	OT:	14	49	33	8	5	3	1	0	0	0	0
Reest -	BA:	0	0	0	0	0	0	0	0	0	0	0
Mar15	OP:	0	0									
	OT:	0	0	0	0	0	0	0	0	0	0	0
Reest -	BA:	0	0	0	0	0	0	0	0	0	0	0
Orig	OP:	0	-37									
	OT:	-13	-37	-16	9	12	14	11	12	7	1	0



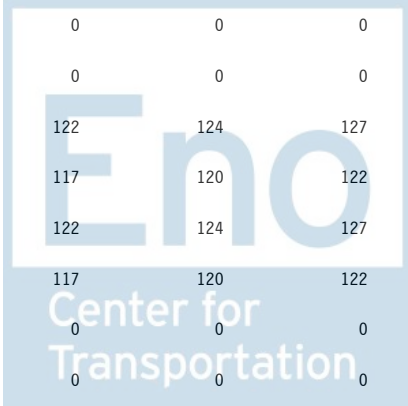
Sorted by FUNC, SFUN, TID, SUB
 (amounts in millions)

		2015	2016	2017	2018	2019	2020	2021	2022	2023	2024	2025
NATIONAL DEFENSE (050)												
021 2035 0 1 051 IA01 DE DE 01 0												
Rescission												
Pres 16	BA:	-311	0	0	0	0	0	0	0	0	0	0
Reest	OP:	0	-72									
	OT:	-20	-72	-37	-17	-6	-2	-1	0	0	0	0
Mar 15	BA:	-311	-316	-321	-328	-334	-341	-348	-355	-362	-370	-377
Base	OP:	0	-72									
	OT:	-20	-112	-223	-281	-310	-323	-332	-339	-346	-353	-361
Orig	BA:	0	0	0	0	0	0	0	0	0	0	0
Pres	OP:	0	0									
	OT:	0	0	0	0	0	0	0	0	0	0	0
Reest -	BA:	0	316	321	328	334	341	348	355	362	370	377
Mar15	OP:	0	0									
	OT:	0	40	186	264	304	321	331	339	346	353	361
Reest -	BA:	-311	0	0	0	0	0	0	0	0	0	0
Orig	OP:	0	-72									
	OT:	-20	-72	-37	-17	-6	-2	-1	0	0	0	0
021 2035 0 1 051 IA02 DE DE 01 0 WAR15												
Rescission												
Pres 16	BA:	-8	0	0	0	0	0	0	0	0	0	0
Reest	OP:	0	-2									
	OT:	-1	-2	-1	0	0	0	0	0	0	0	0
Mar 15	BA:	-8	-8	-8	-8	-9	-9	-9	-9	-9	-10	-10
Base	OP:	0	-2									
	OT:	-1	-3	-6	-7	-8	-8	-9	-9	-9	-9	-9
Orig	BA:	0	0	0	0	0	0	0	0	0	0	0
Pres	OP:	0	0									
	OT:	0	0	0	0	0	0	0	0	0	0	0
Reest -	BA:	0	8	8	8	9	9	9	9	9	10	10
Mar15	OP:	0	0									
	OT:	0	1	5	7	8	8	9	9	9	9	9
Reest -	BA:	-8	0	0	0	0	0	0	0	0	0	0
Orig	OP:	0	-2									
	OT:	-1	-2	-1	0	0	0	0	0	0	0	0




Sorted by FUNC, SFUN, TID, SUB
 (amounts in millions)

		2015	2016	2017	2018	2019	2020	2021	2022	2023	2024	2025
NATIONAL DEFENSE (050)												
Account Total for Other procurement, Army												
Pres 16	BA:	5,318	7,105	6,564	7,096	7,647	8,098	8,260	8,425	8,594	8,766	8,941
Reest	OP:	6,242	5,302									
	OT:	6,923	6,204	6,637	6,729	6,877	7,303	7,713	7,999	8,202	8,376	8,548
Mar 15	BA:	5,318	5,281	5,376	5,484	5,593	5,708	5,822	5,942	6,062	6,185	6,311
Base	OP:	6,242	5,302									
	OT:	6,923	5,973	5,645	5,548	5,390	5,478	5,579	5,691	5,801	5,913	6,031
Orig	BA:	5,317	7,105	6,564	7,096	7,647	8,098	8,260	8,425	8,594	8,766	8,941
Pres	OP:	5,881	5,155									
	OT:	6,525	5,978	6,338	6,777	7,050	7,363	7,684	8,010	8,222	8,397	8,578
Reest -	BA:	0	1,824	1,188	1,612	2,054	2,390	2,438	2,483	2,532	2,581	2,630
Mar15	OP:	0	0									
	OT:	0	231	992	1,181	1,487	1,825	2,134	2,308	2,401	2,463	2,517
Reest -	BA:	1	0	0	0	0	0	0	0	0	0	0
Orig	OP:	361	147									
	OT:	398	226	299	-48	-173	-60	29	-11	-20	-21	-30
Joint improvised explosive device defeat fund												
021 2093 0 1 051 AA01 DE DE 01 0												
Appropriation												
Pres 16	BA:	0	0	115	115	115	117	119	122	124	127	129
Reest	OP:	781	324									
	OT:	781	324	145	137	114	110	113	117	120	122	124
Mar 15	BA:	0	0	0	0	0	0	0	0	0	0	0
Base	OP:	781	324									
	OT:	781	324	120	55	9	0	0	0	0	0	0
Orig	BA:	0	0	115	115	115	117	119	122	124	127	129
Pres	OP:	845	376									
	OT:	845	376	180	156	124	113	115	117	120	122	124
Reest -	BA:	0	0	115	115	115	117	119	122	124	127	129
Mar15	OP:	0	0									
	OT:	0	0	25	82	105	110	113	117	120	122	124
Reest -	BA:	0	0	0	0	0	0	0	0	0	0	0
Orig	OP:	-64	-52									
	OT:	-64	-52	-35	-19	-10	-3	-2	0	0	0	0



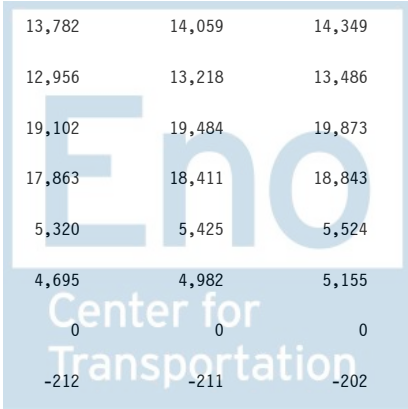
Sorted by FUNC, SFUN, TID, SUB
 (amounts in millions)

		2015	2016	2017	2018	2019	2020	2021	2022	2023	2024	2025
NATIONAL DEFENSE (050)												
021 2093 0 1 051 AA02 DE DE 01 0 WAR15												
Appropriation												
Pres 16	BA:	444	0	0	0	0	0	0	0	0	0	0
Reest	OP:	0	220									
	OT:	98	220	89	17	7	4	2	0	0	0	0
Mar 15	BA:	444	451	459	468	477	487	497	507	517	528	539
Base	OP:	0	220									
	OT:	98	319	413	438	453	466	478	488	498	508	518
Orig	BA:	444	0	0	0	0	0	0	0	0	0	0
Pres	OP:	0	228									
	OT:	74	228	99	20	13	4	0	0	0	0	0
Reest -	BA:	0	-451	-459	-468	-477	-487	-497	-507	-517	-528	-539
Mar15	OP:	0	0									
	OT:	0	-99	-324	-421	-446	-462	-476	-488	-498	-508	-518
Reest -	BA:	0	0	0	0	0	0	0	0	0	0	0
Orig	OP:	0	-8									
	OT:	24	-8	-10	-3	-6	0	2	0	0	0	0
021 2093 0 1 051 AA03 DE DE 01 War16												
Appropriation												
Pres 16	BA:	0	493	0	0	0	0	0	0	0	0	0
Reest	OP:	0	0									
	OT:	0	108	244	99	19	8	5	2	0	0	0
Mar 15	BA:	0	0	0	0	0	0	0	0	0	0	0
Base	OP:	0	0									
	OT:	0	0	0	0	0	0	0	0	0	0	0
Orig	BA:	0	493	0	0	0	0	0	0	0	0	0
Pres	OP:	0	0									
	OT:	0	99	236	77	34	25	14	5	0	0	0
Reest -	BA:	0	493	0	0	0	0	0	0	0	0	0
Mar15	OP:	0	0									
	OT:	0	108	244	99	19	8	5	2	0	0	0
Reest -	BA:	0	0	0	0	0	0	0	0	0	0	0
Orig	OP:	0	0									
	OT:	0	9	8	22	-15	-17	-9	-3	0	0	0




Sorted by FUNC, SFUN, TID, SUB
 (amounts in millions)

		2015	2016	2017	2018	2019	2020	2021	2022	2023	2024	2025
NATIONAL DEFENSE (050)												
Account Total for Joint improvised explosive device defeat fund												
Pres 16	BA:	444	493	115	115	115	117	119	122	124	127	129
Reest	OP:	781	544									
	OT:	879	652	478	253	140	122	120	119	120	122	124
Mar 15	BA:	444	451	459	468	477	487	497	507	517	528	539
Base	OP:	781	544									
	OT:	879	643	533	493	462	466	478	488	498	508	518
Orig	BA:	444	493	115	115	115	117	119	122	124	127	129
Pres	OP:	845	604									
	OT:	919	703	515	253	171	142	129	122	120	122	124
Reest -	BA:	0	42	-344	-353	-362	-370	-378	-385	-393	-401	-410
Mar15	OP:	0	0									
	OT:	0	9	-55	-240	-322	-344	-358	-369	-378	-386	-394
Reest -	BA:	0	0	0	0	0	0	0	0	0	0	0
Orig	OP:	-64	-60									
	OT:	-40	-51	-37	0	-31	-20	-9	-3	0	0	0
Aircraft procurement, Air Force												
057 3010 0 1 051 AA01 DE DE 01 0												
Appropriation												
Pres 16	BA:	12,068	15,658	16,403	17,011	17,252	18,360	18,727	19,102	19,484	19,873	20,271
Reest	OP:	10,539	10,403									
	OT:	11,263	11,342	12,348	13,861	15,293	16,212	16,990	17,651	18,200	18,641	19,054
Mar 15	BA:	12,068	12,249	12,466	12,720	12,973	13,239	13,504	13,782	14,059	14,349	14,638
Base	OP:	10,539	10,403									
	OT:	11,263	11,138	11,362	11,715	12,127	12,429	12,698	12,956	13,218	13,486	13,760
Orig	BA:	11,920	15,658	16,403	17,011	17,252	18,360	18,727	19,102	19,484	19,873	20,271
Pres	OP:	10,634	10,833									
	OT:	11,385	11,819	13,100	14,405	15,687	16,528	17,047	17,863	18,411	18,843	19,239
Reest -	BA:	0	3,409	3,937	4,291	4,279	5,121	5,223	5,320	5,425	5,524	5,633
Mar15	OP:	0	0									
	OT:	0	204	986	2,146	3,166	3,783	4,292	4,695	4,982	5,155	5,294
Reest -	BA:	148	0	0	0	0	0	0	0	0	0	0
Orig	OP:	-95	-430									
	OT:	-122	-477	-752	-544	-394	-316	-57	-212	-211	-202	-185




Sorted by FUNC, SFUN, TID, SUB
 (amounts in millions)

		2015	2016	2017	2018	2019	2020	2021	2022	2023	2024	2025
NATIONAL DEFENSE (050)												
057 3010 0 1 051 AA02 DE DE 01 0 WAR15												
Appropriation												
Pres 16	BA:	481	0	0	0	0	0	0	0	0	0	0
Reest	OP:	0	106									
	OT:	29	106	144	111	48	26	9	1	0	0	0
Mar 15	BA:	481	488	497	507	517	528	538	549	560	572	583
Base	OP:	0	106									
	OT:	29	135	281	397	452	487	505	516	527	537	548
Orig	BA:	481	0	0	0	0	0	0	0	0	0	0
Pres	OP:	0	131									
	OT:	30	131	145	111	38	13	7	0	0	0	0
Reest -	BA:	0	-488	-497	-507	-517	-528	-538	-549	-560	-572	-583
Mar15	OP:	0	0									
	OT:	0	-29	-137	-286	-404	-461	-496	-515	-527	-537	-548
Reest -	BA:	0	0	0	0	0	0	0	0	0	0	0
Orig	OP:	0	-25									
	OT:	-1	-25	-1	0	10	13	2	1	0	0	0
057 3010 0 1 051 AA03 DE DE 01 War16												
Appropriation												
Pres 16	BA:	0	129	0	0	0	0	0	0	0	0	0
Reest	OP:	0	0									
	OT:	0	8	28	39	30	13	7	2	0	0	0
Mar 15	BA:	0	0	0	0	0	0	0	0	0	0	0
Base	OP:	0	0									
	OT:	0	0	0	0	0	0	0	0	0	0	0
Orig	BA:	0	129	0	0	0	0	0	0	0	0	0
Pres	OP:	0	0									
	OT:	0	10	31	35	26	15	8	3	0	0	0
Reest -	BA:	0	129	0	0	0	0	0	0	0	0	0
Mar15	OP:	0	0									
	OT:	0	8	28	39	30	13	7	2	0	0	0
Reest -	BA:	0	0	0	0	0	0	0	0	0	0	0
Orig	OP:	0	0									
	OT:	0	-2	-3	4	4	-2	-1	-1	0	0	0



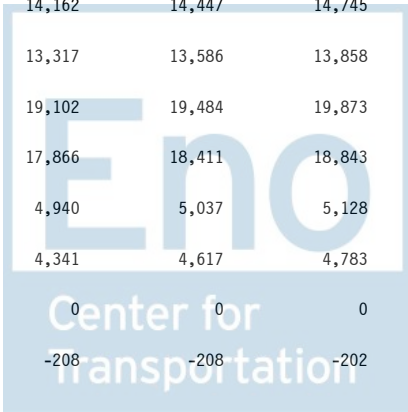
Sorted by FUNC, SFUN, TID, SUB
 (amounts in millions)

		2015	2016	2017	2018	2019	2020	2021	2022	2023	2024	2025
NATIONAL DEFENSE (050)												
057 3010 0 1 051 BA01 22 66 10 A												
Federal Fund												
Pres 16	BA:	0	0	0	0	0	0	0	0	0	0	0
Reest	OP:	1	0									
	OT:	1	0	0	0	0	0	0	0	0	0	0
Mar 15	BA:	0	0	0	0	0	0	0	0	0	0	0
Base	OP:	1	0									
	OT:	1	0	0	0	0	0	0	0	0	0	0
Orig	BA:	0	0	0	0	0	0	0	0	0	0	0
Pres	OP:	0	0									
	OT:	0	0	0	0	0	0	0	0	0	0	0
Reest -	BA:	0	0	0	0	0	0	0	0	0	0	0
Mar15	OP:	0	0									
	OT:	0	0	0	0	0	0	0	0	0	0	0
Reest -	BA:	0	0	0	0	0	0	0	0	0	0	0
Orig	OP:	1	0									
	OT:	1	0	0	0	0	0	0	0	0	0	0
057 3010 0 1 051 BA60 30 72 10 A SPECTRUM												
Federal Fund												
spectrum												
Pres 16	BA:	43	0	0	0	0	0	0	0	0	0	0
Reest	OP:	0	4									
	OT:	0	4	6	6	6	6	4	4	3	0	0
Mar 15	BA:	43	0	0	0	0	0	0	0	0	0	0
Base	OP:	0	4									
	OT:	0	4	6	6	6	6	4	4	3	0	0
Orig	BA:	43	0	0	0	0	0	0	0	0	0	0
Pres	OP:	0	12									
	OT:	3	12	13	10	3	1	0	0	0	0	0
Reest -	BA:	0	0	0	0	0	0	0	0	0	0	0
Mar15	OP:	0	0									
	OT:	0	0	0	0	0	0	0	0	0	0	0
Reest -	BA:	0	0	0	0	0	0	0	0	0	0	0
Orig	OP:	0	-8									
	OT:	-3	-8	-7	-4	3	5	4	4	3	0	0



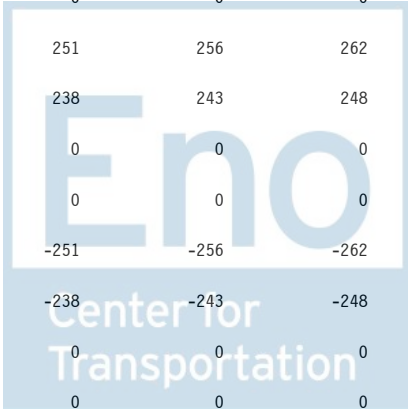
Sorted by FUNC, SFUN, TID, SUB
 (amounts in millions)

		2015	2016	2017	2018	2019	2020	2021	2022	2023	2024	2025
NATIONAL DEFENSE (050)												
057 3010 0 1 051 IA01 DE DE 01 0												
Rescission												
Pres 16	BA:	-148	0	0	0	0	0	0	0	0	0	0
Reest	OP:	0	-16									
	OT:	-4	-16	-22	-17	-7	-4	-1	0	0	0	0
Mar 15	BA:	-148	-150	-153	-156	-159	-162	-166	-169	-172	-176	-180
Base	OP:	0	-16									
	OT:	-4	-25	-64	-105	-132	-146	-154	-159	-162	-165	-169
Orig	BA:	0	0	0	0	0	0	0	0	0	0	0
Pres	OP:	0	0									
	OT:	0	0	0	0	0	0	0	0	0	0	0
Reest -	BA:	0	150	153	156	159	162	166	169	172	176	180
Mar15	OP:	0	0									
	OT:	0	9	42	88	125	142	153	159	162	165	169
Reest -	BA:	-148	0	0	0	0	0	0	0	0	0	0
Orig	OP:	0	-16									
	OT:	-4	-16	-22	-17	-7	-4	-1	0	0	0	0
Account Total for Aircraft procurement, Air Force												
Pres 16	BA:	12,444	15,787	16,403	17,011	17,252	18,360	18,727	19,102	19,484	19,873	20,271
Reest	OP:	10,540	10,497									
	OT:	11,289	11,444	12,504	14,000	15,370	16,253	17,009	17,658	18,203	18,641	19,054
Mar 15	BA:	12,444	12,587	12,810	13,071	13,331	13,605	13,876	14,162	14,447	14,745	15,041
Base	OP:	10,540	10,497									
	OT:	11,289	11,252	11,585	12,013	12,453	12,776	13,053	13,317	13,586	13,858	14,139
Orig	BA:	12,444	15,787	16,403	17,011	17,252	18,360	18,727	19,102	19,484	19,873	20,271
Pres	OP:	10,634	10,976									
	OT:	11,418	11,972	13,289	14,561	15,754	16,557	17,062	17,866	18,411	18,843	19,239
Reest -	BA:	0	3,200	3,593	3,940	3,921	4,755	4,851	4,940	5,037	5,128	5,230
Mar15	OP:	0	0									
	OT:	0	192	919	1,987	2,917	3,477	3,956	4,341	4,617	4,783	4,915
Reest -	BA:	0	0	0	0	0	0	0	0	0	0	0
Orig	OP:	-94	-479									
	OT:	-129	-528	-785	-561	-384	-304	-53	-208	-208	-202	-185



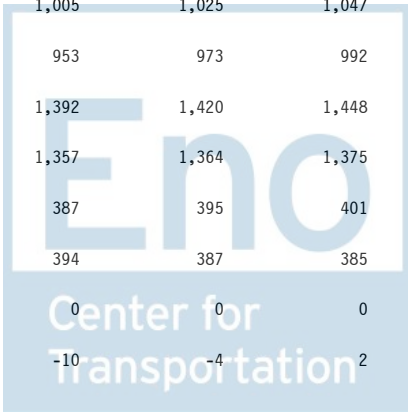
Sorted by FUNC, SFUN, TID, SUB
 (amounts in millions)

		2015	2016	2017	2018	2019	2020	2021	2022	2023	2024	2025
NATIONAL DEFENSE (050)												
Procurement of ammunition, Air Force												
057 3011 0 1 051 AA01 DE DE 01 0												
Appropriation												
Pres 16	BA:	660	1,759	1,633	1,187	1,437	1,338	1,365	1,392	1,420	1,448	1,477
Reest	OP:	703	705									
	OT:	710	723	1,040	1,356	1,386	1,385	1,362	1,346	1,360	1,377	1,403
Mar 15	BA:	660	670	682	696	710	724	739	754	769	785	801
Base	OP:	703	705									
	OT:	710	712	693	675	676	688	701	715	730	744	760
Orig	BA:	660	1,759	1,633	1,187	1,437	1,338	1,365	1,392	1,420	1,448	1,477
Pres	OP:	657	721									
	OT:	664	738	1,052	1,385	1,356	1,369	1,353	1,352	1,364	1,375	1,404
Reest -	BA:	0	1,089	951	491	727	614	626	638	651	663	676
Mar15	OP:	0	0									
	OT:	0	11	347	681	710	697	661	631	630	633	643
Reest -	BA:	0	0	0	0	0	0	0	0	0	0	0
Orig	OP:	46	-16									
	OT:	46	-15	-12	-29	30	16	9	-6	-4	2	-1
057 3011 0 1 051 AA02 DE DE 01 0 WAR15												
Appropriation												
Pres 16	BA:	220	0	0	0	0	0	0	0	0	0	0
Reest	OP:	0	68									
	OT:	2	68	77	44	21	4	1	0	0	0	0
Mar 15	BA:	220	223	227	232	237	241	246	251	256	262	267
Base	OP:	0	68									
	OT:	2	70	148	195	219	228	233	238	243	248	253
Orig	BA:	220	0	0	0	0	0	0	0	0	0	0
Pres	OP:	0	70									
	OT:	2	70	77	35	22	7	4	0	0	0	0
Reest -	BA:	0	-223	-227	-232	-237	-241	-246	-251	-256	-262	-267
Mar15	OP:	0	0									
	OT:	0	-2	-71	-151	-198	-224	-232	-238	-243	-248	-253
Reest -	BA:	0	0	0	0	0	0	0	0	0	0	0
Orig	OP:	0	-2									
	OT:	0	-2	0	9	-1	-3	-3	0	0	0	0



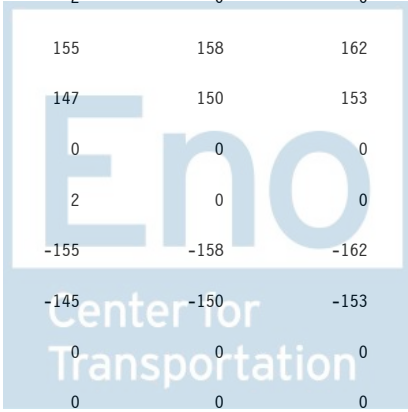
Sorted by FUNC, SFUN, TID, SUB
 (amounts in millions)

		2015	2016	2017	2018	2019	2020	2021	2022	2023	2024	2025
NATIONAL DEFENSE (050)												
057 3011 0 1 051 AA03 DE DE 01 War16												
Appropriation												
Pres 16	BA:	0	229	0	0	0	0	0	0	0	0	0
Reest	OP:	0	0									
	OT:	0	2	71	80	46	22	4	1	0	0	0
Mar 15	BA:	0	0	0	0	0	0	0	0	0	0	0
Base	OP:	0	0									
	OT:	0	0	0	0	0	0	0	0	0	0	0
Orig	BA:	0	229	0	0	0	0	0	0	0	0	0
Pres	OP:	0	0									
	OT:	0	2	73	80	37	23	7	5	0	0	0
Reest -	BA:	0	229	0	0	0	0	0	0	0	0	0
Mar15	OP:	0	0									
	OT:	0	2	71	80	46	22	4	1	0	0	0
Reest -	BA:	0	0	0	0	0	0	0	0	0	0	0
Orig	OP:	0	0									
	OT:	0	0	-2	0	9	-1	-3	-4	0	0	0
Account Total for Procurement of ammunition, Air Force												
Pres 16	BA:	880	1,988	1,633	1,187	1,437	1,338	1,365	1,392	1,420	1,448	1,477
Reest	OP:	703	773									
	OT:	712	793	1,188	1,480	1,453	1,411	1,367	1,347	1,360	1,377	1,403
Mar 15	BA:	880	893	909	928	947	965	985	1,005	1,025	1,047	1,068
Base	OP:	703	773									
	OT:	712	782	841	870	895	916	934	953	973	992	1,013
Orig	BA:	880	1,988	1,633	1,187	1,437	1,338	1,365	1,392	1,420	1,448	1,477
Pres	OP:	657	791									
	OT:	666	810	1,202	1,500	1,415	1,399	1,364	1,357	1,364	1,375	1,404
Reest -	BA:	0	1,095	724	259	490	373	380	387	395	401	409
Mar15	OP:	0	0									
	OT:	0	11	347	610	558	495	433	394	387	385	390
Reest -	BA:	0	0	0	0	0	0	0	0	0	0	0
Orig	OP:	46	-18									
	OT:	46	-17	-14	-20	38	12	3	-10	-4	2	-1




Sorted by FUNC, SFUN, TID, SUB
 (amounts in millions)

		2015	2016	2017	2018	2019	2020	2021	2022	2023	2024	2025
NATIONAL DEFENSE (050)												
Missile procurement, Air Force												
057 3020 0 1 051 AA01 DE DE 01 0												
Appropriation												
Pres 16	BA:	4,626	2,987	2,893	2,536	3,019	3,217	3,281	3,347	3,414	3,482	3,552
Reest	OP:	3,774	3,583									
	OT:	4,676	4,165	3,825	3,379	3,022	2,998	3,046	3,146	3,215	3,287	3,361
Mar 15	BA:	4,626	4,695	4,779	4,876	4,973	5,075	5,176	5,283	5,389	5,500	5,611
Base	OP:	3,774	3,583									
	OT:	4,676	4,499	4,646	4,694	4,744	4,821	4,917	5,015	5,116	5,220	5,326
Orig	BA:	4,455	2,987	2,893	2,536	3,019	3,217	3,281	3,347	3,414	3,482	3,552
Pres	OP:	4,152	3,550									
	OT:	5,221	4,267	3,723	3,225	3,073	3,069	2,964	3,119	3,240	3,327	3,404
Reest -	BA:	0	-1,708	-1,886	-2,340	-1,954	-1,858	-1,895	-1,936	-1,975	-2,018	-2,059
Mar15	OP:	0	0									
	OT:	0	-334	-821	-1,315	-1,722	-1,823	-1,871	-1,869	-1,901	-1,933	-1,965
Reest -	BA:	171	0	0	0	0	0	0	0	0	0	0
Orig	OP:	-378	33									
	OT:	-545	-102	102	154	-51	-71	82	27	-25	-40	-43
057 3020 0 1 051 AA02 DE DE 01 0 WAR15												
Appropriation												
Pres 16	BA:	136	0	0	0	0	0	0	0	0	0	0
Reest	OP:	0	36									
	OT:	27	36	29	26	7	4	3	2	0	0	0
Mar 15	BA:	136	138	140	143	146	149	152	155	158	162	165
Base	OP:	0	36									
	OT:	27	63	92	120	129	136	142	147	150	153	157
Orig	BA:	136	0	0	0	0	0	0	0	0	0	0
Pres	OP:	0	39									
	OT:	33	39	27	15	10	7	3	2	0	0	0
Reest -	BA:	0	-138	-140	-143	-146	-149	-152	-155	-158	-162	-165
Mar15	OP:	0	0									
	OT:	0	-27	-63	-94	-122	-132	-139	-145	-150	-153	-157
Reest -	BA:	0	0	0	0	0	0	0	0	0	0	0
Orig	OP:	0	-3									
	OT:	-6	-3	2	11	-3	-3	0	0	0	0	0



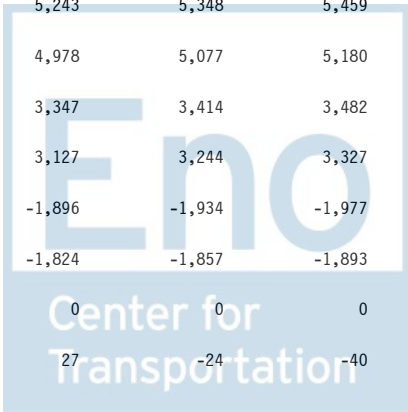
Sorted by FUNC, SFUN, TID, SUB
 (amounts in millions)

		2015	2016	2017	2018	2019	2020	2021	2022	2023	2024	2025
NATIONAL DEFENSE (050)												
057 3020 0 1 051 AA03 DE DE 01 War16												
Appropriation												
Pres 16	BA:	0	289	0	0	0	0	0	0	0	0	0
Reest	OP:	0	0									
	OT:	0	56	77	61	55	16	9	7	5	0	0
Mar 15	BA:	0	0	0	0	0	0	0	0	0	0	0
Base	OP:	0	0									
	OT:	0	0	0	0	0	0	0	0	0	0	0
Orig	BA:	0	289	0	0	0	0	0	0	0	0	0
Pres	OP:	0	0									
	OT:	0	58	75	58	43	29	14	6	4	0	0
Reest -	BA:	0	289	0	0	0	0	0	0	0	0	0
Mar15	OP:	0	0									
	OT:	0	56	77	61	55	16	9	7	5	0	0
Reest -	BA:	0	0	0	0	0	0	0	0	0	0	0
Orig	OP:	0	0									
	OT:	0	-2	2	3	12	-13	-5	1	1	0	0
057 3020 0 1 051 BA01 22 66 10 A												
Federal Fund												
Pres 16	BA:	0	0	0	0	0	0	0	0	0	0	0
Reest	OP:	1	1									
	OT:	1	1	0	0	0	0	0	0	0	0	0
Mar 15	BA:	0	0	0	0	0	0	0	0	0	0	0
Base	OP:	1	1									
	OT:	1	1	0	0	0	0	0	0	0	0	0
Orig	BA:	0	0	0	0	0	0	0	0	0	0	0
Pres	OP:	0	0									
	OT:	0	0	0	0	0	0	0	0	0	0	0
Reest -	BA:	0	0	0	0	0	0	0	0	0	0	0
Mar15	OP:	0	0									
	OT:	0	0	0	0	0	0	0	0	0	0	0
Reest -	BA:	0	0	0	0	0	0	0	0	0	0	0
Orig	OP:	1	1									
	OT:	1	1	0	0	0	0	0	0	0	0	0



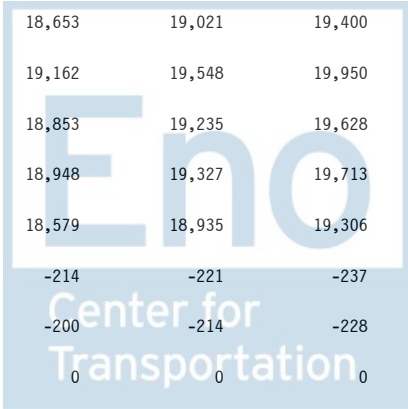
Sorted by FUNC, SFUN, TID, SUB
 (amounts in millions)

		2015	2016	2017	2018	2019	2020	2021	2022	2023	2024	2025
NATIONAL DEFENSE (050)												
057 3020 0 1 051 IA01 DE DE 01 0												
Rescission												
Pres 16	BA:	-171	0	0	0	0	0	0	0	0	0	0
Reest	OP:	0	-23									
	OT:	-17	-23	-20	-16	-5	-3	-2	-1	0	0	0
Mar 15	BA:	-171	-174	-177	-180	-184	-188	-191	-195	-199	-203	-207
Base	OP:	0	-23									
	OT:	-17	-57	-100	-135	-159	-169	-177	-184	-189	-193	-197
Orig	BA:	0	0	0	0	0	0	0	0	0	0	0
Pres	OP:	0	0									
	OT:	0	0	0	0	0	0	0	0	0	0	0
Reest -	BA:	0	174	177	180	184	188	191	195	199	203	207
Mar15	OP:	0	0									
	OT:	0	34	80	119	154	166	175	183	189	193	197
Reest -	BA:	-171	0	0	0	0	0	0	0	0	0	0
Orig	OP:	0	-23									
	OT:	-17	-23	-20	-16	-5	-3	-2	-1	0	0	0
Account Total for Missile procurement, Air Force												
Pres 16	BA:	4,591	3,276	2,893	2,536	3,019	3,217	3,281	3,347	3,414	3,482	3,552
Reest	OP:	3,775	3,597									
	OT:	4,687	4,235	3,911	3,450	3,079	3,015	3,056	3,154	3,220	3,287	3,361
Mar 15	BA:	4,591	4,659	4,742	4,839	4,935	5,036	5,137	5,243	5,348	5,459	5,569
Base	OP:	3,775	3,597						4,978	5,077	5,180	5,286
	OT:	4,687	4,506	4,638	4,679	4,714	4,788	4,882				
Orig	BA:	4,591	3,276	2,893	2,536	3,019	3,217	3,281	3,347	3,414	3,482	3,552
Pres	OP:	4,152	3,589						3,127	3,244	3,327	3,404
	OT:	5,254	4,364	3,825	3,298	3,126	3,105	2,981				
Reest -	BA:	0	-1,383	-1,849	-2,303	-1,916	-1,819	-1,856	-1,896	-1,934	-1,977	-2,017
Mar15	OP:	0	0						-1,824	-1,857	-1,893	-1,925
	OT:	0	-271	-727	-1,229	-1,635	-1,773	-1,826				
Reest -	BA:	0	0	0	0	0	0	0	0	0	0	0
Orig	OP:	-377	8						27	-24	-40	-43
	OT:	-567	-129	86	152	-47	-90	75				



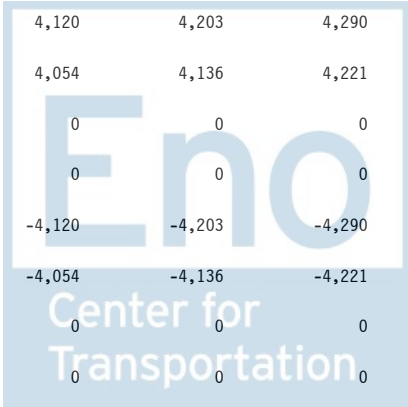
Sorted by FUNC, SFUN, TID, SUB
 (amounts in millions)

		2015	2016	2017	2018	2019	2020	2021	2022	2023	2024	2025
NATIONAL DEFENSE (050)												
Space Procurement, Air Force												
057 3021 0 1 051 AA01 DE DE 01												
Appropriation												
Pres 16	BA:	0	2,584	3,073	3,708	2,886	2,897	2,955	3,014	3,074	3,136	3,199
Reest	OP:	0	0									
	OT:	0	504	1,284	2,080	2,682	2,834	2,901	2,888	2,957	3,008	3,054
Mar 15	BA:	0	0	0	0	0	0	0	0	0	0	0
Base	OP:	0	0									
	OT:	0	0	0	0	0	0	0	0	0	0	0
Orig	BA:	0	2,584	3,073	3,708	2,886	2,897	2,955	3,014	3,074	3,136	3,199
Pres	OP:	0	0									
	OT:	0	620	1,487	2,298	2,662	2,799	2,886	2,954	3,010	3,039	3,086
Reest -	BA:	0	2,584	3,073	3,708	2,886	2,897	2,955	3,014	3,074	3,136	3,199
Mar15	OP:	0	0									
	OT:	0	504	1,284	2,080	2,682	2,834	2,901	2,888	2,957	3,008	3,054
Reest -	BA:	0	0	0	0	0	0	0	0	0	0	0
Orig	OP:	0	0									
	OT:	0	-116	-203	-218	20	35	15	-66	-53	-31	-32
Other procurement, Air Force												
057 3080 0 1 051 AA01 DE DE 01 0												
Appropriation												
Pres 16	BA:	16,779	18,272	17,965	17,897	18,124	18,212	18,576	18,948	19,327	19,713	20,108
Reest	OP:	6,980	6,460									
	OT:	17,433	17,843	17,845	17,828	17,938	18,047	18,316	18,653	19,021	19,400	19,788
Mar 15	BA:	16,779	17,031	17,333	17,685	18,037	18,407	18,776	19,162	19,548	19,950	20,353
Base	OP:	6,980	6,460									
	OT:	17,433	17,070	17,127	17,420	17,754	18,111	18,476	18,853	19,235	19,628	20,026
Orig	BA:	16,779	18,272	17,965	17,897	18,124	18,212	18,576	18,948	19,327	19,713	20,108
Pres	OP:	6,220	6,300									
	OT:	16,623	17,629	17,845	17,807	17,941	18,079	18,238	18,579	18,935	19,306	19,690
Reest -	BA:	0	1,241	632	212	87	-195	-200	-214	-221	-237	-245
Mar15	OP:	0	0									
	OT:	0	773	718	408	184	-64	-160	-200	-214	-228	-238
Reest -	BA:	0	0	0	0	0	0	0	0	0	0	0
Orig	OP:	760	160									
	OT:	810	214	0	21	-3	-32	78	74	86	94	98



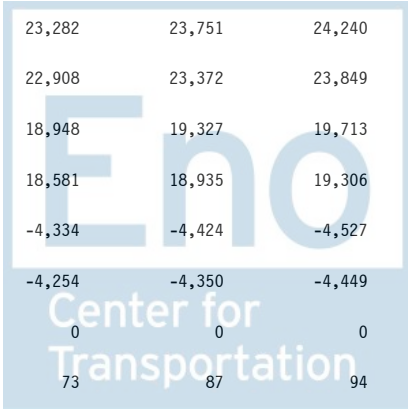
Sorted by FUNC, SFUN, TID, SUB
 (amounts in millions)

		2015	2016	2017	2018	2019	2020	2021	2022	2023	2024	2025
NATIONAL DEFENSE (050)												
057 3080 0 1 051 AA03 DE DE 01		WAR16										
Appropriation												
Pres 16	BA:	0	3,860	0	0	0	0	0	0	0	0	0
Reest	OP:	0	0									
	OT:	0	2,405	1,007	344	58	19	4	0	0	0	0
Mar 15	BA:	0	0	0	0	0	0	0	0	0	0	0
Base	OP:	0	0									
	OT:	0	0	0	0	0	0	0	0	0	0	0
Orig	BA:	0	3,860	0	0	0	0	0	0	0	0	0
Pres	OP:	0	0									
	OT:	0	2,393	1,004	193	116	77	39	2	0	0	0
Reest -	BA:	0	3,860	0	0	0	0	0	0	0	0	0
Mar15	OP:	0	0									
	OT:	0	2,405	1,007	344	58	19	4	0	0	0	0
Reest -	BA:	0	0	0	0	0	0	0	0	0	0	0
Orig	OP:	0	0									
	OT:	0	12	3	151	-58	-58	-35	-2	0	0	0
057 3080 0 1 051 AA06 DE DE 01 0		WAR15										
Appropriation												
Pres 16	BA:	3,608	0	0	0	0	0	0	0	0	0	0
Reest	OP:	0	942									
	OT:	2,248	942	321	54	18	4	0	0	0	0	0
Mar 15	BA:	3,608	3,662	3,727	3,803	3,879	3,958	4,037	4,120	4,203	4,290	4,377
Base	OP:	0	942						4,054	4,136	4,221	4,307
	OT:	2,248	3,223	3,599	3,722	3,814	3,895	3,973	0	0	0	0
Orig	BA:	3,608	0	0	0	0	0	0	0	0	0	0
Pres	OP:	0	938						0	0	0	0
	OT:	2,237	938	180	108	72	36	2	0	0	0	0
Reest -	BA:	0	-3,662	-3,727	-3,803	-3,879	-3,958	-4,037	-4,120	-4,203	-4,290	-4,377
Mar15	OP:	0	0						-4,054	-4,136	-4,221	-4,307
	OT:	0	-2,281	-3,278	-3,668	-3,796	-3,891	-3,973	0	0	0	0
Reest -	BA:	0	0	0	0	0	0	0	0	0	0	0
Orig	OP:	0	4						0	0	0	0
	OT:	11	4	141	-54	-54	-32	-2	0	0	0	0




Sorted by FUNC, SFUN, TID, SUB
 (amounts in millions)

		2015	2016	2017	2018	2019	2020	2021	2022	2023	2024	2025
NATIONAL DEFENSE (050)												
057 3080 0 1 051 BA60 30 72 10 A SPECTRUM												
Federal Fund												
spectrum												
Pres 16	BA:	12	0	0	0	0	0	0	0	0	0	0
Reest	OP:	0	1									
	OT:	0	1	2	2	2	2	1	1	1	0	0
Mar 15	BA:	12	0	0	0	0	0	0	0	0	0	0
Base	OP:	0	1									
	OT:	0	1	2	2	2	2	1	1	1	0	0
Orig	BA:	12	0	0	0	0	0	0	0	0	0	0
Pres	OP:	0	3									
	OT:	7	3	1	0	0	0	0	0	0	0	0
Reest -	BA:	0	0	0	0	0	0	0	0	0	0	0
Mar15	OP:	0	0									
	OT:	0	0	0	0	0	0	0	0	0	0	0
Reest -	BA:	0	0	0	0	0	0	0	0	0	0	0
Orig	OP:	0	-2									
	OT:	-7	-2	1	2	2	2	1	1	1	0	0
Account Total for Other procurement, Air Force												
Pres 16	BA:	20,399	22,132	17,965	17,897	18,124	18,212	18,576	18,948	19,327	19,713	20,108
Reest	OP:	6,980	7,403									
	OT:	19,681	21,191	19,175	18,228	18,016	18,072	18,321	18,654	19,022	19,400	19,788
Mar 15	BA:	20,399	20,693	21,060	21,488	21,916	22,365	22,813	23,282	23,751	24,240	24,730
Base	OP:	6,980	7,403									
	OT:	19,681	20,294	20,728	21,144	21,570	22,008	22,450	22,908	23,372	23,849	24,333
Orig	BA:	20,399	22,132	17,965	17,897	18,124	18,212	18,576	18,948	19,327	19,713	20,108
Pres	OP:	6,220	7,241									
	OT:	18,867	20,963	19,030	18,108	18,129	18,192	18,279	18,581	18,935	19,306	19,690
Reest -	BA:	0	1,439	-3,095	-3,591	-3,792	-4,153	-4,237	-4,334	-4,424	-4,527	-4,622
Mar15	OP:	0	0									
	OT:	0	897	-1,553	-2,916	-3,554	-3,936	-4,129	-4,254	-4,350	-4,449	-4,545
Reest -	BA:	0	0	0	0	0	0	0	0	0	0	0
Orig	OP:	760	162									
	OT:	814	228	145	120	-113	-120	42	73	87	94	98




Sorted by FUNC, SFUN, TID, SUB
 (amounts in millions)

		2015	2016	2017	2018	2019	2020	2021	2022	2023	2024	2025
NATIONAL DEFENSE (050)												
Procurement, Defense-wide												
097 0300 0 1 051 AA01 DE DE 01 0												
Appropriation												
Pres 16	BA:	4,429	5,131	4,815	4,745	5,000	5,095	5,197	5,301	5,407	5,515	5,625
Reest	OP:	3,491	3,384									
	OT:	4,399	4,436	4,742	4,752	4,780	4,894	5,007	5,110	5,213	5,319	5,426
Mar 15	BA:	4,429	4,495	4,575	4,668	4,761	4,859	4,956	5,058	5,160	5,266	5,372
Base	OP:	3,491	3,384									
	OT:	4,399	4,305	4,410	4,496	4,591	4,685	4,780	4,876	4,975	5,076	5,180
Orig	BA:	4,417	5,131	4,815	4,745	5,000	5,095	5,197	5,301	5,407	5,515	5,625
Pres	OP:	3,841	3,430									
	OT:	4,813	4,559	4,932	4,909	4,831	4,925	4,984	5,092	5,199	5,302	5,409
Reest -	BA:	0	636	240	77	239	236	241	243	247	249	253
Mar15	OP:	0	0									
	OT:	0	131	332	256	189	209	227	234	238	243	246
Reest -	BA:	12	0	0	0	0	0	0	0	0	0	0
Orig	OP:	-350	-46									
	OT:	-414	-123	-190	-157	-51	-31	23	18	14	17	17
097 0300 0 1 051 AA02 DE DE 01 War16												
Appropriation												
Pres 16	BA:	0	212	0	0	0	0	0	0	0	0	0
Reest	OP:	0	0									
	OT:	0	43	94	45	19	6	3	0	0	0	0
Mar 15	BA:	0	0	0	0	0	0	0	0	0	0	0
Base	OP:	0	0									
	OT:	0	0	0	0	0	0	0	0	0	0	0
Orig	BA:	0	213	0	0	0	0	0	0	0	0	0
Pres	OP:	0	0									
	OT:	0	43	92	53	11	6	4	2	0	0	0
Reest -	BA:	0	212	0	0	0	0	0	0	0	0	0
Mar15	OP:	0	0									
	OT:	0	43	94	45	19	6	3	0	0	0	0
Reest -	BA:	0	-1	0	0	0	0	0	0	0	0	0
Orig	OP:	0	0									
	OT:	0	0	2	-8	8	0	-1	-2	0	0	0



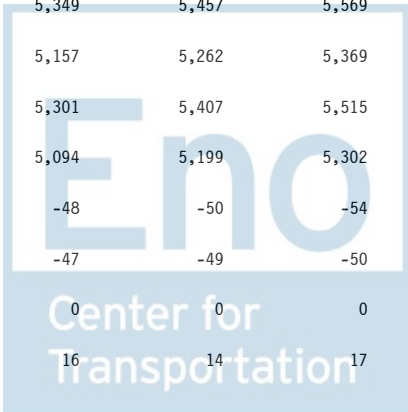
Sorted by FUNC, SFUN, TID, SUB
 (amounts in millions)

		2015	2016	2017	2018	2019	2020	2021	2022	2023	2024	2025
NATIONAL DEFENSE (050)												
097 0300 0 1 051 AA03 DE DE 01 0 WAR15												
Appropriation												
Pres 16	BA:	250	0	0	0	0	0	0	0	0	0	0
Reest	OP:	0	111									
	OT:	51	111	53	22	7	4	0	0	0	0	0
Mar 15	BA:	250	254	258	264	269	274	280	286	291	297	303
Base	OP:	0	111									
	OT:	51	163	218	244	256	264	270	275	281	287	292
Orig	BA:	250	0	0	0	0	0	0	0	0	0	0
Pres	OP:	0	112									
	OT:	55	112	52	19	8	0	0	0	0	0	0
Reest -	BA:	0	-254	-258	-264	-269	-274	-280	-286	-291	-297	-303
Mar15	OP:	0	0									
	OT:	0	-52	-165	-222	-249	-260	-270	-275	-281	-287	-292
Reest -	BA:	0	0	0	0	0	0	0	0	0	0	0
Orig	OP:	0	-1									
	OT:	-4	-1	1	3	-1	4	0	0	0	0	0
097 0300 0 1 051 AE01 DE DE 01 0 EBOLA												
Regular Appropriation Emergency												
Title X: Funding for Ebola												
Pres 16	BA:	17	0	0	0	0	0	0	0	0	0	0
Reest	OP:	0	7									
	OT:	7	7	3	0	0	0	0	0	0	0	0
Mar 15	BA:	17	17	18	18	18	19	19	19	20	20	21
Base	OP:	0	7									
	OT:	7	14	17	18	18	18	19	19	20	20	20
Orig	BA:	17	0	0	0	0	0	0	0	0	0	0
Pres	OP:	0	8									
	OT:	4	8	4	1	1	0	0	0	0	0	0
Reest -	BA:	0	-17	-18	-18	-18	-19	-19	-19	-20	-20	-21
Mar15	OP:	0	0									
	OT:	0	-7	-14	-18	-18	-18	-19	-19	-20	-20	-20
Reest -	BA:	0	0	0	0	0	0	0	0	0	0	0
Orig	OP:	0	-1									
	OT:	3	-1	-1	-1	-1	0	0	0	0	0	0




Sorted by FUNC, SFUN, TID, SUB
 (amounts in millions)

		2015	2016	2017	2018	2019	2020	2021	2022	2023	2024	2025
NATIONAL DEFENSE (050)												
097 0300 0 1 051 IA01 DE DE 01 0												
Rescission												
Pres 16	BA:	-12	0	0	0	0	0	0	0	0	0	0
Reest	OP:	0	-3									
	OT:	-1	-3	-1	-1	0	0	0	0	0	0	0
Mar 15	BA:	-12	-12	-12	-13	-13	-13	-13	-14	-14	-14	-15
Base	OP:	0	-3									
	OT:	-1	-5	-9	-11	-12	-13	-13	-13	-13	-14	-14
Orig	BA:	0	0	0	0	0	0	0	0	0	0	0
Pres	OP:	0	0									
	OT:	0	0	0	0	0	0	0	0	0	0	0
Reest -	BA:	0	12	12	13	13	13	13	14	14	14	15
Mar15	OP:	0	0									
	OT:	0	2	8	10	12	13	13	13	13	14	14
Reest -	BA:	-12	0	0	0	0	0	0	0	0	0	0
Orig	OP:	0	-3									
	OT:	-1	-3	-1	-1	0	0	0	0	0	0	0
Account Total for Procurement, Defense-wide												
Pres 16	BA:	4,684	5,343	4,815	4,745	5,000	5,095	5,197	5,301	5,407	5,515	5,625
Reest	OP:	3,491	3,499									
	OT:	4,456	4,594	4,891	4,818	4,806	4,904	5,010	5,110	5,213	5,319	5,426
Mar 15	BA:	4,684	4,754	4,839	4,937	5,035	5,139	5,242	5,349	5,457	5,569	5,681
Base	OP:	3,491	3,499									
	OT:	4,456	4,477	4,636	4,747	4,853	4,954	5,056	5,157	5,262	5,369	5,478
Orig	BA:	4,684	5,344	4,815	4,745	5,000	5,095	5,197	5,301	5,407	5,515	5,625
Pres	OP:	3,841	3,550									
	OT:	4,872	4,722	5,080	4,982	4,851	4,931	4,988	5,094	5,199	5,302	5,409
Reest -	BA:	0	589	-24	-192	-35	-44	-45	-48	-50	-54	-56
Mar15	OP:	0	0									
	OT:	0	117	255	71	-47	-50	-46	-47	-49	-50	-52
Reest -	BA:	0	-1	0	0	0	0	0	0	0	0	0
Orig	OP:	-350	-51									
	OT:	-416	-128	-189	-164	-45	-27	22	16	14	17	17



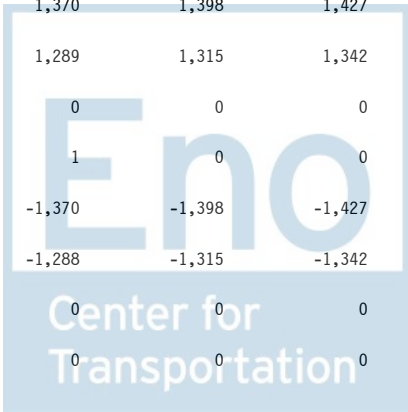
Sorted by FUNC, SFUN, TID, SUB
 (amounts in millions)

		2015	2016	2017	2018	2019	2020	2021	2022	2023	2024	2025
NATIONAL DEFENSE (050)												
Joint Urgent Operational Needs Fund												
097 0303 0 1 051 AA01 DE DE 01												
Appropriation												
Pres 16	BA:	0	100	100	100	100	99	101	103	105	107	109
Reest	OP:	0	0									
	OT:	0	33	66	89	99	99	99	100	102	104	106
Mar 15	BA:	0	0	0	0	0	0	0	0	0	0	0
Base	OP:	0	0									
	OT:	0	0	0	0	0	0	0	0	0	0	0
Orig	BA:	0	100	100	100	100	99	101	103	105	107	109
Pres	OP:	0	0									
	OT:	0	32	77	89	94	97	99	100	102	104	105
Reest -	BA:	0	100	100	100	100	99	101	103	105	107	109
Mar15	OP:	0	0									
	OT:	0	33	66	89	99	99	99	100	102	104	106
Reest -	BA:	0	0	0	0	0	0	0	0	0	0	0
Orig	OP:	0	0									
	OT:	0	1	-11	0	5	2	0	0	0	0	1
National guard and reserve equipment												
097 0350 0 1 051 AA01 DE DE 01 0												
Appropriation												
Pres 16	BA:	0	0	0	0	0	0	0	0	0	0	0
Reest	OP:	980	790									
	OT:	980	790	490	226	36	6	1	0	0	0	0
Mar 15	BA:	0	0	0	0	0	0	0	0	0	0	0
Base	OP:	980	790									
	OT:	980	790	490	226	36	6	1	0	0	0	0
Orig	BA:	0	0	0	0	0	0	0	0	0	0	0
Pres	OP:	2,157	343									
	OT:	2,157	343	119	42	18	6	0	0	0	0	0
Reest -	BA:	0	0	0	0	0	0	0	0	0	0	0
Mar15	OP:	0	0									
	OT:	0	0	0	0	0	0	0	0	0	0	0
Reest -	BA:	0	0	0	0	0	0	0	0	0	0	0
Orig	OP:	-1,177	447									
	OT:	-1,177	447	371	184	18	0	1	0	0	0	0



Sorted by FUNC, SFUN, TID, SUB
 (amounts in millions)

		2015	2016	2017	2018	2019	2020	2021	2022	2023	2024	2025
NATIONAL DEFENSE (050)												
097 0350 0 1 051 AA03 DE DE 01 0 WAR15												
Appropriation												
Pres 16	BA:	1,200	0	0	0	0	0	0	0	0	0	0
Reest	OP:	0	228									
	OT:	12	228	360	317	228	36	6	1	0	0	0
Mar 15	BA:	1,200	1,218	1,240	1,265	1,290	1,316	1,343	1,370	1,398	1,427	1,456
Base	OP:	0	228									
	OT:	12	240	604	930	1,175	1,233	1,263	1,289	1,315	1,342	1,369
Orig	BA:	1,200	0	0	0	0	0	0	0	0	0	0
Pres	OP:	0	256									
	OT:	16	256	370	240	84	24	12	1	0	0	0
Reest -	BA:	0	-1,218	-1,240	-1,265	-1,290	-1,316	-1,343	-1,370	-1,398	-1,427	-1,456
Mar15	OP:	0	0									
	OT:	0	-12	-244	-613	-947	-1,197	-1,257	-1,288	-1,315	-1,342	-1,369
Reest -	BA:	0	0	0	0	0	0	0	0	0	0	0
Orig	OP:	0	-28									
	OT:	-4	-28	-10	77	144	12	-6	0	0	0	0
Account Total for National guard and reserve equipment												
Pres 16	BA:	1,200	0	0	0	0	0	0	0	0	0	0
Reest	OP:	980	1,018									
	OT:	992	1,018	850	543	264	42	7	1	0	0	0
Mar 15	BA:	1,200	1,218	1,240	1,265	1,290	1,316	1,343	1,370	1,398	1,427	1,456
Base	OP:	980	1,018									
	OT:	992	1,030	1,094	1,156	1,211	1,239	1,264	1,289	1,315	1,342	1,369
Orig	BA:	1,200	0	0	0	0	0	0	0	0	0	0
Pres	OP:	2,157	599									
	OT:	2,173	599	489	282	102	30	12	1	0	0	0
Reest -	BA:	0	-1,218	-1,240	-1,265	-1,290	-1,316	-1,343	-1,370	-1,398	-1,427	-1,456
Mar15	OP:	0	0									
	OT:	0	-12	-244	-613	-947	-1,197	-1,257	-1,288	-1,315	-1,342	-1,369
Reest -	BA:	0	0	0	0	0	0	0	0	0	0	0
Orig	OP:	-1,177	419									
	OT:	-1,181	419	361	261	162	12	-5	0	0	0	0



Sorted by FUNC, SFUN, TID, SUB
 (amounts in millions)

		2015	2016	2017	2018	2019	2020	2021	2022	2023	2024	2025
NATIONAL DEFENSE (050)												
Defense production act purchases												
097 0360 0 1 051 AA01 DE DE 01 0												
Appropriation												
Pres 16	BA:	52	47	20	19	21	21	21	22	22	23	23
Reest	OP:	85	88									
	OT:	93	95	98	87	55	34	23	22	21	22	22
Mar 15	BA:	52	53	54	55	56	57	58	59	61	62	63
Base	OP:	85	88									
	OT:	93	96	104	103	79	63	56	57	58	59	61
Orig	BA:	52	47	20	19	21	21	21	22	22	23	23
Pres	OP:	136	44									
	OT:	157	63	44	30	24	21	20	21	22	22	22
Reest -	BA:	0	-6	-34	-36	-35	-36	-37	-37	-39	-39	-40
Mar15	OP:	0	0									
	OT:	0	-1	-6	-16	-24	-29	-33	-35	-37	-37	-39
Reest -	BA:	0	0	0	0	0	0	0	0	0	0	0
Orig	OP:	-51	44									
	OT:	-64	32	54	57	31	13	3	1	-1	0	0



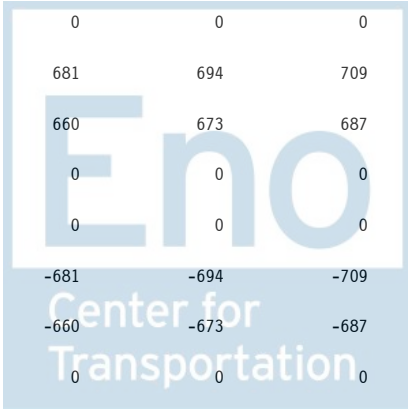
Sorted by FUNC, SFUN, TID, SUB
 (amounts in millions)

		2015	2016	2017	2018	2019	2020	2021	2022	2023	2024	2025
NATIONAL DEFENSE (050)												
Chemical Agents and Munitions Destruction, Defense												
097 0390 0 1 051 AA01 DE DE 01 0												
Appropriation												
		O/M										
Pres 16	BA:	196	139	759	831	814	827	845	866	889	911	934
Reest	OP:	211	129									
	OT:	310	199	467	733	783	812	831	849	870	892	915
Mar 15	BA:	196	199	202	207	211	215	219	224	228	233	238
Base	OP:	211	129									
	OT:	310	230	209	204	207	211	215	220	224	229	234
Orig	BA:	802	721	759	831	814	827	845	866	889	911	934
Pres	OP:	384	177									
	OT:	384	483	646	756	817	844	870	890	911	932	956
Reest -	BA:	0	-60	557	624	603	612	626	642	661	678	696
Mar15	OP:	0	0									
	OT:	0	-31	258	529	576	601	616	629	646	663	681
Reest -	BA:	-606	-582	0	0	0	0	0	0	0	0	0
Orig	OP:	-173	-48									
	OT:	-74	-284	-179	-23	-34	-32	-39	-41	-41	-40	-41



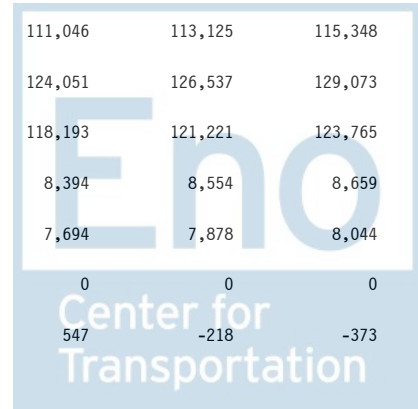
Sorted by FUNC, SFUN, TID, SUB
 (amounts in millions)

		2015	2016	2017	2018	2019	2020	2021	2022	2023	2024	2025
NATIONAL DEFENSE (050)												
097 0390 0 1 051 AA02 DE DE 01 0												
Appropriation												
Procurement												
Pres 16	BA:	10	2	0	0	0	0	0	0	0	0	0
Reest	OP:	5	5									
	OT:	7	5	5	1	0	0	0	0	0	0	0
Mar 15	BA:	10	10	10	11	11	11	11	11	12	12	12
Base	OP:	5	5									
	OT:	7	7	10	10	10	11	11	11	11	12	12
Orig	BA:	0	0	0	0	0	0	0	0	0	0	0
Pres	OP:	0	0									
	OT:	0	0	0	0	0	0	0	0	0	0	0
Reest -	BA:	0	-8	-10	-11	-11	-11	-11	-11	-12	-12	-12
Mar15	OP:	0	0									
	OT:	0	-2	-5	-9	-10	-11	-11	-11	-11	-12	-12
Reest -	BA:	10	2	0	0	0	0	0	0	0	0	0
Orig	OP:	5	5									
	OT:	7	5	5	1	0	0	0	0	0	0	0
097 0390 0 1 051 AA03 DE DE 01 0												
Appropriation												
RDTE												
Pres 16	BA:	596	579	0	0	0	0	0	0	0	0	0
Reest	OP:	450	442									
	OT:	599	587	432	146	22	5	2	0	0	0	0
Mar 15	BA:	596	605	616	628	641	654	667	681	694	709	723
Base	OP:	450	442									
	OT:	599	593	599	610	622	634	647	660	673	687	701
Orig	BA:	0	0	0	0	0	0	0	0	0	0	0
Pres	OP:	0	0									
	OT:	0	0	0	0	0	0	0	0	0	0	0
Reest -	BA:	0	-26	-616	-628	-641	-654	-667	-681	-694	-709	-723
Mar15	OP:	0	0									
	OT:	0	-6	-167	-464	-600	-629	-645	-660	-673	-687	-701
Reest -	BA:	596	579	0	0	0	0	0	0	0	0	0
Orig	OP:	450	442									
	OT:	599	587	432	146	22	5	2	0	0	0	0




Sorted by FUNC, SFUN, TID, SUB
 (amounts in millions)

		2015	2016	2017	2018	2019	2020	2021	2022	2023	2024	2025
NATIONAL DEFENSE (050)												
Account Total for Chemical Agents and Munitions Destruction, Defense												
Pres 16	BA:	802	720	759	831	814	827	845	866	889	911	934
Reest	OP:	666	576									
	OT:	916	791	904	880	805	817	833	849	870	892	915
Mar 15	BA:	802	814	828	846	863	880	897	916	934	954	973
Base	OP:	666	576									
	OT:	916	830	818	824	839	856	873	891	908	928	947
Orig	BA:	802	721	759	831	814	827	845	866	889	911	934
Pres	OP:	384	177									
	OT:	384	483	646	756	817	844	870	890	911	932	956
Reest -	BA:	0	-94	-69	-15	-49	-53	-52	-50	-45	-43	-39
Mar15	OP:	0	0									
	OT:	0	-39	86	56	-34	-39	-40	-42	-38	-36	-32
Reest -	BA:	0	-1	0	0	0	0	0	0	0	0	0
Orig	OP:	282	399									
	OT:	532	308	258	124	-12	-27	-37	-41	-41	-40	-41
Bureau Total for 00715 Procurement												
Pres 16	BA:	102,649	114,989	112,223	115,894	117,696	119,228	121,613	124,051	126,537	129,073	131,659
Reest	OP:	79,499	78,407									
	OT:	102,511	103,521	104,855	107,435	110,608	113,837	116,445	118,740	121,003	123,392	125,787
Mar 15	BA:	102,649	102,790	104,618	106,747	108,870	111,097	113,326	115,657	117,983	120,414	122,845
Base	OP:	79,499	78,407									
	OT:	102,511	101,654	102,145	103,384	104,874	106,938	108,881	111,046	113,125	115,348	117,575
Orig	BA:	102,648	114,991	112,223	115,894	117,696	119,228	121,613	124,051	126,537	129,073	131,659
Pres	OP:	83,460	77,336									
	OT:	106,205	102,724	104,265	107,259	110,659	113,685	114,263	118,193	121,221	123,765	126,209
Reest -	BA:	0	12,199	7,605	9,147	8,826	8,131	8,287	8,394	8,554	8,659	8,814
Mar15	OP:	0	0									
	OT:	0	1,867	2,710	4,051	5,734	6,899	7,564	7,694	7,878	8,044	8,212
Reest -	BA:	1	-2	0	0	0	0	0	0	0	0	0
Orig	OP:	-3,961	1,071									
	OT:	-3,694	797	590	176	-51	152	2,182	547	-218	-373	-422




Sorted by FUNC, SFUN, TID, SUB
 (amounts in millions)

		2015	2016	2017	2018	2019	2020	2021	2022	2023	2024	2025
NATIONAL DEFENSE (050)												
Research, Development, Test, and Evaluation												
Research, Development, Test and Evaluation, Navy												
017 1319 0 1 051 AA01 DE DE 01 0												
Appropriation												
Pres 16	BA:	15,954	17,886	17,006	15,067	13,606	12,589	12,841	13,098	13,360	13,627	13,899
Reest	OP:	7,614	7,880									
	OT:	15,671	16,912	16,975	15,875	14,440	13,283	12,878	12,936	13,102	13,325	13,584
Mar 15	BA:	15,954	16,293	16,680	17,124	17,576	18,044	18,516	19,009	19,506	20,019	20,541
Base	OP:	7,614	7,880									
	OT:	15,671	16,108	16,238	16,688	17,112	17,558	18,019	18,495	18,983	19,481	19,991
Orig	BA:	15,812	17,886	17,006	15,067	13,606	12,589	12,841	13,098	13,360	13,627	13,899
Pres	OP:	7,263	8,202									
	OT:	15,248	17,235	17,486	16,073	14,480	13,225	12,546	12,681	12,906	13,160	13,421
Reest -	BA:	0	1,593	326	-2,057	-3,970	-5,455	-5,675	-5,911	-6,146	-6,392	-6,642
Mar15	OP:	0	0									
	OT:	0	804	737	-813	-2,672	-4,275	-5,141	-5,559	-5,881	-6,156	-6,407
Reest -	BA:	142	0	0	0	0	0	0	0	0	0	0
Orig	OP:	351	-322									
	OT:	423	-323	-511	-198	-40	58	332	255	196	165	163
017 1319 0 1 051 AA02 DE DE 01 War16												
Appropriation												
Pres 16	BA:	0	36	0	0	0	0	0	0	0	0	0
Reest	OP:	0	0									
	OT:	0	18	13	2	1	1	0	0	0	0	0
Mar 15	BA:	0	0	0	0	0	0	0	0	0	0	0
Base	OP:	0	0									
	OT:	0	0	0	0	0	0	0	0	0	0	0
Orig	BA:	0	36	0	0	0	0	0	0	0	0	0
Pres	OP:	0	0									
	OT:	0	16	13	3	2	1	1	0	0	0	0
Reest -	BA:	0	36	0	0	0	0	0	0	0	0	0
Mar15	OP:	0	0									
	OT:	0	18	13	2	1	1	0	0	0	0	0
Reest -	BA:	0	0	0	0	0	0	0	0	0	0	0
Orig	OP:	0	0									
	OT:	0	2	0	-1	-1	0	-1	0	0	0	0



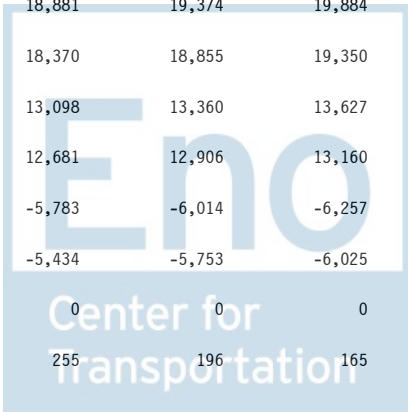
Sorted by FUNC, SFUN, TID, SUB
 (amounts in millions)

		2015	2016	2017	2018	2019	2020	2021	2022	2023	2024	2025
NATIONAL DEFENSE (050)												
017 1319 0 1 051 AA03 DE DE 01 0 WAR15												
Appropriation												
Pres 16	BA:	36	0	0	0	0	0	0	0	0	0	0
Reest	OP:	0	13									
	OT:	18	13	2	1	1	0	0	0	0	0	0
Mar 15	BA:	36	37	37	38	39	39	40	41	42	43	44
Base	OP:	0	13									
	OT:	18	32	34	36	38	38	39	40	41	42	43
Orig	BA:	36	0	0	0	0	0	0	0	0	0	0
Pres	OP:	0	14									
	OT:	18	14	2	1	0	0	0	0	0	0	0
Reest -	BA:	0	-37	-37	-38	-39	-39	-40	-41	-42	-43	-44
Mar15	OP:	0	0									
	OT:	0	-19	-32	-35	-37	-38	-39	-40	-41	-42	-43
Reest -	BA:	0	0	0	0	0	0	0	0	0	0	0
Orig	OP:	0	-1									
	OT:	0	-1	0	0	1	0	0	0	0	0	0
017 1319 0 1 051 BA60 30 72 10 A SPECTRUM												
Federal Fund												
spectrum												
Pres 16	BA:	658	0	0	0	0	0	0	0	0	0	0
Reest	OP:	0	132									
	OT:	33	132	132	132	132	66	33	0	0	0	0
Mar 15	BA:	658	0	0	0	0	0	0	0	0	0	0
Base	OP:	0	132									
	OT:	33	132	132	132	132	66	33	0	0	0	0
Orig	BA:	658	0	0	0	0	0	0	0	0	0	0
Pres	OP:	0	252									
	OT:	332	252	44	13	5	5	3	0	0	0	0
Reest -	BA:	0	0	0	0	0	0	0	0	0	0	0
Mar15	OP:	0	0									
	OT:	0	0	0	0	0	0	0	0	0	0	0
Reest -	BA:	0	0	0	0	0	0	0	0	0	0	0
Orig	OP:	0	-120									
	OT:	-299	-120	88	119	127	61	30	0	0	0	0




Sorted by FUNC, SFUN, TID, SUB
 (amounts in millions)

		2015	2016	2017	2018	2019	2020	2021	2022	2023	2024	2025
NATIONAL DEFENSE (050)												
017 1319 0 1 051 IA01 DE DE 01 0												
Rescission												
Pres 16	BA:	-142	0	0	0	0	0	0	0	0	0	0
Reest	OP:	0	-26									
	OT:	-36	-26	-5	-2	-2	0	0	0	0	0	0
Mar 15	BA:	-142	-145	-148	-152	-156	-161	-165	-169	-174	-178	-183
Base	OP:	0	-26									
	OT:	-36	-99	-132	-142	-149	-156	-161	-165	-169	-173	-178
Orig	BA:	0	0	0	0	0	0	0	0	0	0	0
Pres	OP:	0	0									
	OT:	0	0	0	0	0	0	0	0	0	0	0
Reest -	BA:	0	145	148	152	156	161	165	169	174	178	183
Mar15	OP:	0	0									
	OT:	0	73	127	140	147	156	161	165	169	173	178
Reest -	BA:	-142	0	0	0	0	0	0	0	0	0	0
Orig	OP:	0	-26									
	OT:	-36	-26	-5	-2	-2	0	0	0	0	0	0
Account Total for Research, Development, Test and Evaluation, Navy												
Pres 16	BA:	16,506	17,922	17,006	15,067	13,606	12,589	12,841	13,098	13,360	13,627	13,899
Reest	OP:	7,614	7,999									
	OT:	15,686	17,049	17,117	16,008	14,572	13,350	12,911	12,936	13,102	13,325	13,584
Mar 15	BA:	16,506	16,185	16,569	17,010	17,459	17,922	18,391	18,881	19,374	19,884	20,402
Base	OP:	7,614	7,999									
	OT:	15,686	16,173	16,272	16,714	17,133	17,506	17,930	18,370	18,855	19,350	19,856
Orig	BA:	16,506	17,922	17,006	15,067	13,606	12,589	12,841	13,098	13,360	13,627	13,899
Pres	OP:	7,263	8,468									
	OT:	15,598	17,517	17,545	16,090	14,487	13,231	12,550	12,681	12,906	13,160	13,421
Reest -	BA:	0	1,737	437	-1,943	-3,853	-5,333	-5,550	-5,783	-6,014	-6,257	-6,503
Mar15	OP:	0	0									
	OT:	0	876	845	-706	-2,561	-4,156	-5,019	-5,434	-5,753	-6,025	-6,272
Reest -	BA:	0	0	0	0	0	0	0	0	0	0	0
Orig	OP:	351	-469									
	OT:	88	-468	-428	-82	85	119	361	255	196	165	163




Sorted by FUNC, SFUN, TID, SUB
 (amounts in millions)

		2015	2016	2017	2018	2019	2020	2021	2022	2023	2024	2025
NATIONAL DEFENSE (050)												
Research, Development, Test and Evaluation, Army												
021 2040 0 1 051 AA01 DE DE 01 0												
Appropriation												
Pres 16	BA:	6,674	6,925	6,933	6,741	6,477	6,115	6,237	6,362	6,489	6,619	6,751
Reest	OP:	4,783	4,325									
	OT:	7,312	6,950	6,759	6,777	6,626	6,358	6,224	6,262	6,344	6,448	6,567
Mar 15	BA:	6,674	6,821	6,989	7,180	7,376	7,578	7,783	7,996	8,211	8,433	8,659
Base	OP:	4,783	4,325									
	OT:	7,312	6,910	6,738	6,955	7,145	7,322	7,520	7,725	7,934	8,149	8,368
Orig	BA:	6,669	6,925	6,933	6,741	6,477	6,115	6,237	6,362	6,489	6,619	6,751
Pres	OP:	5,794	5,381									
	OT:	8,341	8,027	7,437	6,824	6,638	6,371	6,199	6,239	6,333	6,441	6,566
Reest -	BA:	0	104	-56	-439	-899	-1,463	-1,546	-1,634	-1,722	-1,814	-1,908
Mar15	OP:	0	0									
	OT:	0	40	21	-178	-519	-964	-1,296	-1,463	-1,590	-1,701	-1,801
Reest -	BA:	5	0	0	0	0	0	0	0	0	0	0
Orig	OP:	-1,011	-1,056									
	OT:	-1,029	-1,077	-678	-47	-12	-13	25	23	11	7	1
021 2040 0 1 051 AA02 DE DE 01 War16												
Appropriation												
Pres 16	BA:	0	2	0	0	0	0	0	0	0	0	0
Reest	OP:	0	0									
	OT:	0	1	1	0	0	0	0	0	0	0	0
Mar 15	BA:	0	0	0	0	0	0	0	0	0	0	0
Base	OP:	0	0									
	OT:	0	0	0	0	0	0	0	0	0	0	0
Orig	BA:	0	2	0	0	0	0	0	0	0	0	0
Pres	OP:	0	0									
	OT:	0	1	1	0	0	0	0	0	0	0	0
Reest -	BA:	0	2	0	0	0	0	0	0	0	0	0
Mar15	OP:	0	0									
	OT:	0	1	1	0	0	0	0	0	0	0	0
Reest -	BA:	0	0	0	0	0	0	0	0	0	0	0
Orig	OP:	0	0									
	OT:	0	0	0	0	0	0	0	0	0	0	0



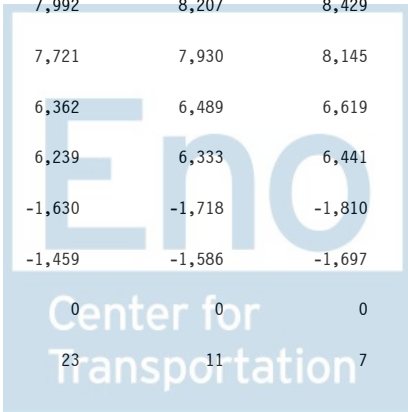
Sorted by FUNC, SFUN, TID, SUB
 (amounts in millions)

		2015	2016	2017	2018	2019	2020	2021	2022	2023	2024	2025
NATIONAL DEFENSE (050)												
021 2040 0 1 051 AA03 DE DE 01 0 WAR15												
Appropriation												
Pres 16	BA:	2	0	0	0	0	0	0	0	0	0	0
Reest	OP:	0	1									
	OT:	1	1	0	0	0	0	0	0	0	0	0
Mar 15	BA:	2	2	2	2	2	2	2	2	2	2	2
Base	OP:	0	1									
	OT:	1	2	2	2	2	2	2	2	2	2	2
Orig	BA:	2	0	0	0	0	0	0	0	0	0	0
Pres	OP:	0	1									
	OT:	1	1	0	0	0	0	0	0	0	0	0
Reest -	BA:	0	-2	-2	-2	-2	-2	-2	-2	-2	-2	-2
Mar15	OP:	0	0									
	OT:	0	-1	-2	-2	-2	-2	-2	-2	-2	-2	-2
Reest -	BA:	0	0	0	0	0	0	0	0	0	0	0
Orig	OP:	0	0									
	OT:	0	0	0	0	0	0	0	0	0	0	0
021 2040 0 1 051 BA60 30 72 10 A SPECTRUM												
Federal Fund												
spectrum												
Pres 16	BA:	134	0	0	0	0	0	0	0	0	0	0
Reest	OP:	0	27									
	OT:	7	27	27	27	27	13	7	0	0	0	0
Mar 15	BA:	134	0	0	0	0	0	0	0	0	0	0
Base	OP:	0	27									
	OT:	7	27	27	27	27	13	7	0	0	0	0
Orig	BA:	134	0	0	0	0	0	0	0	0	0	0
Pres	OP:	0	55									
	OT:	51	55	17	5	4	1	0	0	0	0	0
Reest -	BA:	0	0	0	0	0	0	0	0	0	0	0
Mar15	OP:	0	0									
	OT:	0	0	0	0	0	0	0	0	0	0	0
Reest -	BA:	0	0	0	0	0	0	0	0	0	0	0
Orig	OP:	0	-28									
	OT:	-44	-28	10	22	23	12	7	0	0	0	0




Sorted by FUNC, SFUN, TID, SUB
 (amounts in millions)

		2015	2016	2017	2018	2019	2020	2021	2022	2023	2024	2025
NATIONAL DEFENSE (050)												
021 2040 0 1 051 IA01 DE DE 01 0												
Rescission												
Pres 16	BA:	-5	0	0	0	0	0	0	0	0	0	0
Reest	OP:	0	-1									
	OT:	-1	-1	0	0	0	0	0	0	0	0	0
Mar 15	BA:	-5	-5	-5	-5	-6	-6	-6	-6	-6	-6	-6
Base	OP:	0	-1									
	OT:	-1	-3	-4	-5	-5	-6	-6	-6	-6	-6	-6
Orig	BA:	0	0	0	0	0	0	0	0	0	0	0
Pres	OP:	0	0									
	OT:	0	0	0	0	0	0	0	0	0	0	0
Reest -	BA:	0	5	5	5	6	6	6	6	6	6	6
Mar15	OP:	0	0									
	OT:	0	2	4	5	5	6	6	6	6	6	6
Reest -	BA:	-5	0	0	0	0	0	0	0	0	0	0
Orig	OP:	0	-1									
	OT:	-1	-1	0	0	0	0	0	0	0	0	0
Account Total for Research, Development, Test and Evaluation, Army												
Pres 16	BA:	6,805	6,927	6,933	6,741	6,477	6,115	6,237	6,362	6,489	6,619	6,751
Reest	OP:	4,783	4,352									
	OT:	7,319	6,978	6,787	6,804	6,653	6,371	6,231	6,262	6,344	6,448	6,567
Mar 15	BA:	6,805	6,818	6,986	7,177	7,372	7,574	7,779	7,992	8,207	8,429	8,655
Base	OP:	4,783	4,352									
	OT:	7,319	6,936	6,763	6,979	7,169	7,331	7,523	7,721	7,930	8,145	8,364
Orig	BA:	6,805	6,927	6,933	6,741	6,477	6,115	6,237	6,362	6,489	6,619	6,751
Pres	OP:	5,794	5,437									
	OT:	8,393	8,084	7,455	6,829	6,642	6,372	6,199	6,239	6,333	6,441	6,566
Reest -	BA:	0	109	-53	-436	-895	-1,459	-1,542	-1,630	-1,718	-1,810	-1,904
Mar15	OP:	0	0									
	OT:	0	42	24	-175	-516	-960	-1,292	-1,459	-1,586	-1,697	-1,797
Reest -	BA:	0	0	0	0	0	0	0	0	0	0	0
Orig	OP:	-1,011	-1,085									
	OT:	-1,074	-1,106	-668	-25	11	-1	32	23	11	7	1



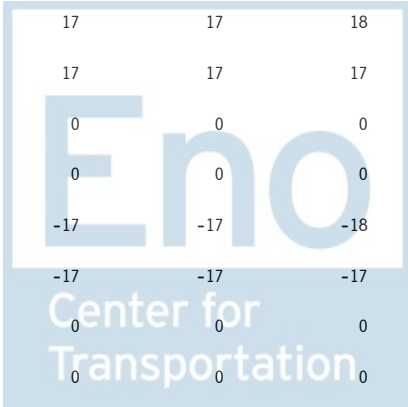
Sorted by FUNC, SFUN, TID, SUB
 (amounts in millions)

		2015	2016	2017	2018	2019	2020	2021	2022	2023	2024	2025
NATIONAL DEFENSE (050)												
Research, Development, Test and Evaluation, Air Force												
057 3600 0 1 051 AA01 DE DE 01 0												
Appropriation												
Pres 16	BA:	23,630	26,474	28,476	29,705	30,500	29,745	30,340	30,947	31,566	32,197	32,841
Reest	OP:	9,946	10,042									
	OT:	22,943	24,603	26,805	28,441	29,479	29,514	29,763	30,313	30,881	31,466	32,085
Mar 15	BA:	23,630	24,011	24,463	24,988	25,516	26,067	26,619	27,196	27,774	28,376	28,980
Base	OP:	9,946	10,042									
	OT:	22,943	23,248	23,822	24,440	24,933	25,446	25,986	26,544	27,112	27,695	28,288
Orig	BA:	23,593	26,473	28,476	29,705	30,500	29,745	30,340	30,947	31,566	32,197	32,841
Pres	OP:	10,637	11,409									
	OT:	23,590	25,943	27,281	29,023	30,041	29,849	29,619	30,147	30,737	31,337	31,963
Reest -	BA:	0	2,463	4,013	4,717	4,984	3,678	3,721	3,751	3,792	3,821	3,861
Mar15	OP:	0	0									
	OT:	0	1,355	2,983	4,001	4,546	4,068	3,777	3,769	3,769	3,771	3,797
Reest -	BA:	37	1	0	0	0	0	0	0	0	0	0
Orig	OP:	-691	-1,367									
	OT:	-647	-1,340	-476	-582	-562	-335	144	166	144	129	122
057 3600 0 1 051 AA02 DE DE 01												
Appropriation												
Pres 16	BA:	0	0	0	0	0	0	0	0	0	0	0
Reest	OP:	0	0									
	OT:	0	0	0	0	0	0	0	0	0	0	0
Mar 15	BA:	0	0	0	0	0	0	0	0	0	0	0
Base	OP:	0	0									
	OT:	0	0	0	0	0	0	0	0	0	0	0
Orig	BA:	15	0	0	0	0	0	0	0	0	0	0
Pres	OP:	0	5									
	OT:	8	5	1	0	0	0	0	0	0	0	0
Reest -	BA:	0	0	0	0	0	0	0	0	0	0	0
Mar15	OP:	0	0									
	OT:	0	0	0	0	0	0	0	0	0	0	0
Reest -	BA:	-15	0	0	0	0	0	0	0	0	0	0
Orig	OP:	0	-5									
	OT:	-8	-5	-1	0	0	0	0	0	0	0	0




Sorted by FUNC, SFUN, TID, SUB
 (amounts in millions)

		2015	2016	2017	2018	2019	2020	2021	2022	2023	2024	2025
NATIONAL DEFENSE (050)												
057 3600 0 1 051 AA03 DE DE 01		War16										
Appropriation												
Pres 16	BA:	0	17	0	0	0	0	0	0	0	0	0
Reest	OP:	0	0									
	OT:	0	9	5	1	1	0	0	0	0	0	0
Mar 15	BA:	0	0	0	0	0	0	0	0	0	0	0
Base	OP:	0	0									
	OT:	0	0	0	0	0	0	0	0	0	0	0
Orig	BA:	0	17	0	0	0	0	0	0	0	0	0
Pres	OP:	0	0									
	OT:	0	8	6	1	1	0	0	0	0	0	0
Reest -	BA:	0	17	0	0	0	0	0	0	0	0	0
Mar15	OP:	0	0									
	OT:	0	9	5	1	1	0	0	0	0	0	0
Reest -	BA:	0	0	0	0	0	0	0	0	0	0	0
Orig	OP:	0	0									
	OT:	0	1	-1	0	0	0	0	0	0	0	0
057 3600 0 1 051 AB01 DE DE 01 0		WAR15										
Appropriation - Amendment												
Pres 16	BA:	15	0	0	0	0	0	0	0	0	0	0
Reest	OP:	0	5									
	OT:	8	5	1	1	0	0	0	0	0	0	0
Mar 15	BA:	15	15	15	16	16	16	17	17	17	18	18
Base	OP:	0	5									
	OT:	8	13	14	15	16	16	16	17	17	17	18
Orig	BA:	0	0	0	0	0	0	0	0	0	0	0
Pres	OP:	0	0									
	OT:	0	0	0	0	0	0	0	0	0	0	0
Reest -	BA:	0	-15	-15	-16	-16	-16	-17	-17	-17	-18	-18
Mar15	OP:	0	0									
	OT:	0	-8	-13	-14	-16	-16	-16	-17	-17	-17	-18
Reest -	BA:	15	0	0	0	0	0	0	0	0	0	0
Orig	OP:	0	5									
	OT:	8	5	1	1	0	0	0	0	0	0	0



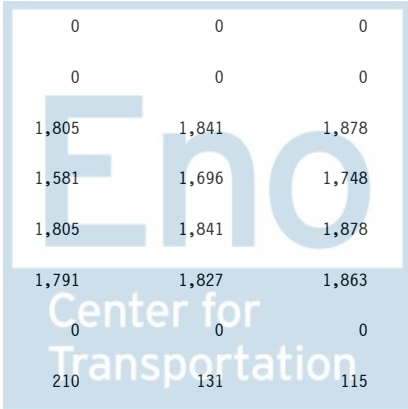
Sorted by FUNC, SFUN, TID, SUB
 (amounts in millions)

		2015	2016	2017	2018	2019	2020	2021	2022	2023	2024	2025
NATIONAL DEFENSE (050)												
057 3600 0 1 051 BA60 30 72 10 A SPECTRUM												
Federal Fund												
spectrum												
Pres 16	BA:	423	0	0	0	0	0	0	0	0	0	0
Reest	OP:	0	85									
	OT:	21	85	85	85	85	42	21	0	0	0	0
Mar 15	BA:	423	0	0	0	0	0	0	0	0	0	0
Base	OP:	0	85									
	OT:	21	85	85	85	85	42	21	0	0	0	0
Orig	BA:	423	0	0	0	0	0	0	0	0	0	0
Pres	OP:	0	146									
	OT:	232	146	27	5	5	0	0	0	0	0	0
Reest -	BA:	0	0	0	0	0	0	0	0	0	0	0
Mar15	OP:	0	0									
	OT:	0	0	0	0	0	0	0	0	0	0	0
Reest -	BA:	0	0	0	0	0	0	0	0	0	0	0
Orig	OP:	0	-61									
	OT:	-211	-61	58	80	80	42	21	0	0	0	0
057 3600 0 1 051 IA01 DE DE 01 0												
Rescission												
Pres 16	BA:	-37	0	0	0	0	0	0	0	0	0	0
Reest	OP:	0	-6									
	OT:	-10	-6	-1	-1	0	0	0	0	0	0	0
Mar 15	BA:	-37	-38	-38	-39	-40	-41	-42	-43	-43	-44	-45
Base	OP:	0	-6									
	OT:	-10	-27	-34	-36	-38	-40	-41	-42	-42	-43	-44
Orig	BA:	0	0	0	0	0	0	0	0	0	0	0
Pres	OP:	0	0									
	OT:	0	0	0	0	0	0	0	0	0	0	0
Reest -	BA:	0	38	38	39	40	41	42	43	43	44	45
Mar15	OP:	0	0									
	OT:	0	21	33	35	38	40	41	42	42	43	44
Reest -	BA:	-37	0	0	0	0	0	0	0	0	0	0
Orig	OP:	0	-6									
	OT:	-10	-6	-1	-1	0	0	0	0	0	0	0




Sorted by FUNC, SFUN, TID, SUB
 (amounts in millions)

		2015	2016	2017	2018	2019	2020	2021	2022	2023	2024	2025
NATIONAL DEFENSE (050)												
Account Total for Research, Development, Test and Evaluation, Air Force												
Pres 16	BA:	24,031	26,491	28,476	29,705	30,500	29,745	30,340	30,947	31,566	32,197	32,841
Reest	OP:	9,946	10,126									
	OT:	22,962	24,696	26,895	28,527	29,565	29,556	29,784	30,313	30,881	31,466	32,085
Mar 15	BA:	24,031	23,988	24,440	24,965	25,492	26,042	26,594	27,170	27,748	28,350	28,953
Base	OP:	9,946	10,126									
	OT:	22,962	23,319	23,887	24,504	24,996	25,464	25,982	26,519	27,087	27,669	28,262
Orig	BA:	24,031	26,490	28,476	29,705	30,500	29,745	30,340	30,947	31,566	32,197	32,841
Pres	OP:	10,637	11,560									
	OT:	23,830	26,102	27,315	29,029	30,047	29,849	29,619	30,147	30,737	31,337	31,963
Reest -	BA:	0	2,503	4,036	4,740	5,008	3,703	3,746	3,777	3,818	3,847	3,888
Mar15	OP:	0	0									
	OT:	0	1,377	3,008	4,023	4,569	4,092	3,802	3,794	3,794	3,797	3,823
Reest -	BA:	0	1	0	0	0	0	0	0	0	0	0
Orig	OP:	-691	-1,434									
	OT:	-868	-1,406	-420	-502	-482	-293	165	166	144	129	122
NNSA Program Support												
097 0113 0 1 051 AA01 DE DE 01												
Appropriation												
Pres 16	BA:	0	0	1,602	1,665	1,698	1,735	1,770	1,805	1,841	1,878	1,916
Reest	OP:	0	0									
	OT:	0	0	1,041	1,563	1,683	1,720	1,756	1,791	1,827	1,863	1,901
Mar 15	BA:	0	0	0	0	0	0	0	0	0	0	0
Base	OP:	0	0									
	OT:	0	0	0	0	0	0	0	0	0	0	0
Orig	BA:	0	0	1,602	1,665	1,698	1,735	1,770	1,805	1,841	1,878	1,916
Pres	OP:	0	0									
	OT:	0	0	0	0	641	1,147	1,419	1,581	1,696	1,748	1,785
Reest -	BA:	0	0	1,602	1,665	1,698	1,735	1,770	1,805	1,841	1,878	1,916
Mar15	OP:	0	0									
	OT:	0	0	1,041	1,563	1,683	1,720	1,756	1,791	1,827	1,863	1,901
Reest -	BA:	0	0	0	0	0	0	0	0	0	0	0
Orig	OP:	0	0									
	OT:	0	0	1,041	1,563	1,042	573	337	210	131	115	116



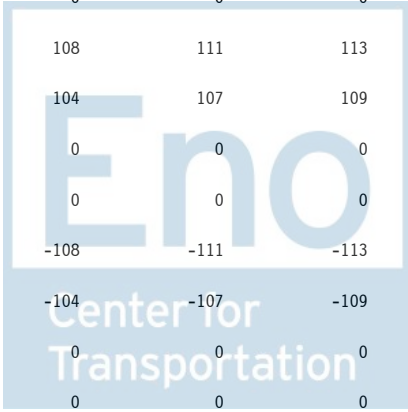
Sorted by FUNC, SFUN, TID, SUB
 (amounts in millions)

		2015	2016	2017	2018	2019	2020	2021	2022	2023	2024	2025
NATIONAL DEFENSE (050)												
Research, Development, Test and Evaluation, Defense-wide												
097 0400 0 1 051 AA01 DE DE 01 0												
Appropriation												
Pres 16	BA:	17,217	18,330	17,772	16,764	17,916	17,461	17,810	18,166	18,530	18,900	19,278
Reest	OP:	9,685	9,646									
	OT:	17,123	17,565	17,536	16,999	17,069	17,262	17,290	17,560	17,902	18,246	18,610
Mar 15	BA:	17,217	17,487	17,808	18,182	18,557	18,949	19,342	19,753	20,164	20,592	21,021
Base	OP:	9,685	9,646									
	OT:	17,123	17,200	17,206	17,551	17,908	18,279	18,660	19,052	19,452	19,861	20,279
Orig	BA:	17,217	18,330	17,772	16,764	17,916	17,461	17,810	18,166	18,530	18,900	19,278
Pres	OP:	10,664	10,322									
	OT:	18,033	18,167	17,970	17,436	17,288	17,406	17,363	17,639	17,989	18,340	18,706
Reest -	BA:	0	843	-36	-1,418	-641	-1,488	-1,532	-1,587	-1,634	-1,692	-1,743
Mar15	OP:	0	0									
	OT:	0	365	330	-552	-839	-1,017	-1,370	-1,492	-1,550	-1,615	-1,669
Reest -	BA:	0	0	0	0	0	0	0	0	0	0	0
Orig	OP:	-979	-676									
	OT:	-910	-602	-434	-437	-219	-144	-73	-79	-87	-94	-96
097 0400 0 1 051 AA02 DE DE 01 War16												
Appropriation												
Pres 16	BA:	0	137	0	0	0	0	0	0	0	0	0
Reest	OP:	0	0									
	OT:	0	59	56	12	4	3	0	0	0	0	0
Mar 15	BA:	0	0	0	0	0	0	0	0	0	0	0
Base	OP:	0	0									
	OT:	0	0	0	0	0	0	0	0	0	0	0
Orig	BA:	0	137	0	0	0	0	0	0	0	0	0
Pres	OP:	0	0									
	OT:	0	56	62	10	5	2	1	0	0	0	0
Reest -	BA:	0	137	0	0	0	0	0	0	0	0	0
Mar15	OP:	0	0									
	OT:	0	59	56	12	4	3	0	0	0	0	0
Reest -	BA:	0	0	0	0	0	0	0	0	0	0	0
Orig	OP:	0	0									
	OT:	0	3	-6	2	-1	1	-1	0	0	0	0



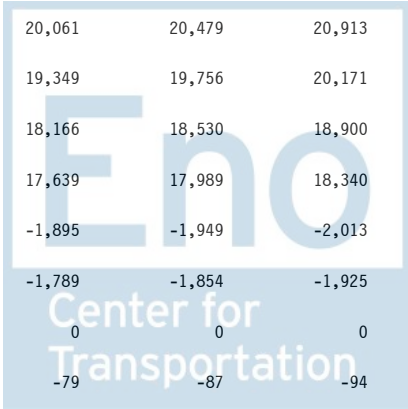
Sorted by FUNC, SFUN, TID, SUB
 (amounts in millions)

		2015	2016	2017	2018	2019	2020	2021	2022	2023	2024	2025
NATIONAL DEFENSE (050)												
097 0400 0 1 051 AA03 DE DE 01 0 WAR15												
Appropriation												
Pres 16	BA:	175	0	0	0	0	0	0	0	0	0	0
Reest	OP:	0	72									
	OT:	76	72	16	5	3	0	0	0	0	0	0
Mar 15	BA:	175	178	181	184	188	192	196	200	204	208	212
Base	OP:	0	72									
	OT:	76	149	167	175	181	185	189	193	197	201	205
Orig	BA:	175	0	0	0	0	0	0	0	0	0	0
Pres	OP:	0	77									
	OT:	75	77	16	2	2	0	0	0	0	0	0
Reest -	BA:	0	-178	-181	-184	-188	-192	-196	-200	-204	-208	-212
Mar15	OP:	0	0									
	OT:	0	-77	-151	-170	-178	-185	-189	-193	-197	-201	-205
Reest -	BA:	0	0	0	0	0	0	0	0	0	0	0
Orig	OP:	0	-5									
	OT:	1	-5	0	3	1	0	0	0	0	0	0
097 0400 0 1 051 AE01 DE DE 01 0 EBOLA												
Regular Appropriation Emergency funding for Ebola												
Pres 16	BA:	95	0	0	0	0	0	0	0	0	0	0
Reest	OP:	0	39									
	OT:	41	39	8	3	2	0	0	0	0	0	0
Mar 15	BA:	95	96	98	100	102	104	106	108	111	113	115
Base	OP:	0	39									
	OT:	41	80	90	95	98	100	102	104	107	109	111
Orig	BA:	95	0	0	0	0	0	0	0	0	0	0
Pres	OP:	0	42									
	OT:	41	42	9	1	1	0	0	0	0	0	0
Reest -	BA:	0	-96	-98	-100	-102	-104	-106	-108	-111	-113	-115
Mar15	OP:	0	0									
	OT:	0	-41	-82	-92	-96	-100	-102	-104	-107	-109	-111
Reest -	BA:	0	0	0	0	0	0	0	0	0	0	0
Orig	OP:	0	-3									
	OT:	0	-3	-1	2	1	0	0	0	0	0	0



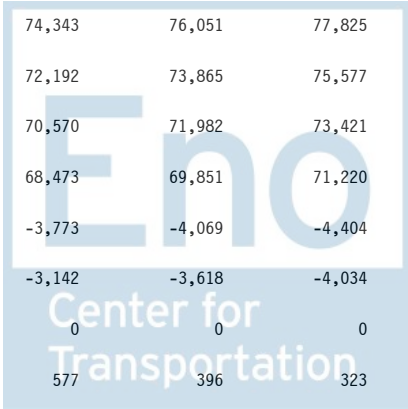
Sorted by FUNC, SFUN, TID, SUB
 (amounts in millions)

		2015	2016	2017	2018	2019	2020	2021	2022	2023	2024	2025
NATIONAL DEFENSE (050)												
097 0400 0 1 051 BA60 30 72 10 A SPECTRUM												
Federal Fund												
spectrum												
Pres 16	BA:	146	0	0	0	0	0	0	0	0	0	0
Reest	OP:	0	29									
	OT:	7	29	29	29	29	15	7	0	0	0	0
Mar 15	BA:	146	0	0	0	0	0	0	0	0	0	0
Base	OP:	0	29									
	OT:	7	29	29	29	29	15	7	0	0	0	0
Orig	BA:	146	0	0	0	0	0	0	0	0	0	0
Pres	OP:	0	64									
	OT:	62	64	13	2	2	0	0	0	0	0	0
Reest -	BA:	0	0	0	0	0	0	0	0	0	0	0
Mar15	OP:	0	0									
	OT:	0	0	0	0	0	0	0	0	0	0	0
Reest -	BA:	0	0	0	0	0	0	0	0	0	0	0
Orig	OP:	0	-35									
	OT:	-55	-35	16	27	27	15	7	0	0	0	0
Account Total for Research, Development, Test and Evaluation, Defense-wide												
Pres 16	BA:	17,633	18,467	17,772	16,764	17,916	17,461	17,810	18,166	18,530	18,900	19,278
Reest	OP:	9,685	9,786									
	OT:	17,247	17,764	17,645	17,048	17,107	17,280	17,297	17,560	17,902	18,246	18,610
Mar 15	BA:	17,633	17,761	18,087	18,466	18,847	19,245	19,644	20,061	20,479	20,913	21,348
Base	OP:	9,685	9,786									
	OT:	17,247	17,458	17,492	17,850	18,216	18,579	18,958	19,349	19,756	20,171	20,595
Orig	BA:	17,633	18,467	17,772	16,764	17,916	17,461	17,810	18,166	18,530	18,900	19,278
Pres	OP:	10,664	10,505									
	OT:	18,211	18,406	18,070	17,451	17,298	17,408	17,364	17,639	17,989	18,340	18,706
Reest -	BA:	0	706	-315	-1,702	-931	-1,784	-1,834	-1,895	-1,949	-2,013	-2,070
Mar15	OP:	0	0									
	OT:	0	306	153	-802	-1,109	-1,299	-1,661	-1,789	-1,854	-1,925	-1,985
Reest -	BA:	0	0	0	0	0	0	0	0	0	0	0
Orig	OP:	-979	-719									
	OT:	-964	-642	-425	-403	-191	-128	-67	-79	-87	-94	-96



Sorted by FUNC, SFUN, TID, SUB
 (amounts in millions)

		2015	2016	2017	2018	2019	2020	2021	2022	2023	2024	2025
NATIONAL DEFENSE (050)												
Operational Test and Evaluation, Defense												
097 0460 0 1 051 AA01 DE DE 01 0												
Appropriation												
Pres 16	BA:	209	171	175	178	183	185	189	192	196	200	204
Reest	OP:	102	106									
	OT:	210	195	175	175	178	181	184	188	191	195	199
Mar 15	BA:	209	212	216	220	225	229	234	239	243	249	254
Base	OP:	102	106									
	OT:	210	216	213	216	219	224	228	233	237	242	248
Orig	BA:	209	171	175	178	183	185	189	192	196	200	204
Pres	OP:	141	102									
	OT:	245	187	177	177	181	182	183	186	190	194	198
Reest -	BA:	0	-41	-41	-42	-42	-44	-45	-47	-47	-49	-50
Mar15	OP:	0	0									
	OT:	0	-21	-38	-41	-41	-43	-44	-45	-46	-47	-49
Reest -	BA:	0	0	0	0	0	0	0	0	0	0	0
Orig	OP:	-39	4									
	OT:	-35	8	-2	-2	-3	-1	1	2	1	1	1
Bureau Total for 00720 Research, Development, Test, and Evaluation												
Pres 16	BA:	65,184	69,978	71,964	70,120	70,380	67,830	69,187	70,570	71,982	73,421	74,889
Reest	OP:	32,130	32,369									
	OT:	63,424	66,682	69,660	70,125	69,758	68,458	68,163	69,050	70,247	71,543	72,946
Mar 15	BA:	65,184	64,964	66,298	67,838	69,395	71,012	72,642	74,343	76,051	77,825	79,612
Base	OP:	32,130	32,369									
	OT:	63,424	64,102	64,627	66,263	67,733	69,104	70,621	72,192	73,865	75,577	77,325
Orig	BA:	65,184	69,977	71,964	70,120	70,380	67,830	69,187	70,570	71,982	73,421	74,889
Pres	OP:	34,499	36,072									
	OT:	66,277	70,296	70,562	69,576	69,296	68,189	67,334	68,473	69,851	71,220	72,639
Reest -	BA:	0	5,014	5,666	2,282	985	-3,182	-3,455	-3,773	-4,069	-4,404	-4,723
Mar15	OP:	0	0									
	OT:	0	2,580	5,033	3,862	2,025	-646	-2,458	-3,142	-3,618	-4,034	-4,379
Reest -	BA:	0	1	0	0	0	0	0	0	0	0	0
Orig	OP:	-2,369	-3,703									
	OT:	-2,853	-3,614	-902	549	462	269	829	577	396	323	307



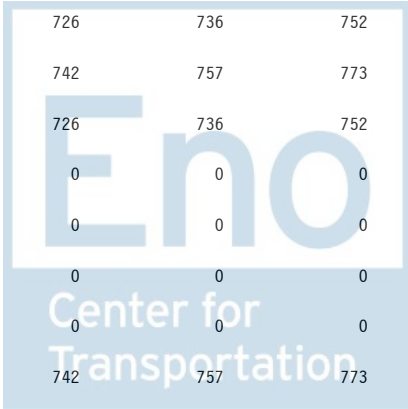
Sorted by FUNC, SFUN, TID, SUB
 (amounts in millions)

		2015	2016	2017	2018	2019	2020	2021	2022	2023	2024	2025
NATIONAL DEFENSE (050)												
Military Construction												
Military construction, Navy and Marine Corps												
017 1205 0 1 051 AA01 MC MC 01 0												
Appropriation												
Pres 16	BA:	1,020	1,669	1,530	1,332	1,226	870	887	905	923	942	961
Reest	OP:	1,815	1,626									
	OT:	1,851	1,684	1,490	1,466	1,415	1,291	1,107	945	883	880	891
Mar 15	BA:	1,020	1,035	1,054	1,075	1,097	1,119	1,141	1,165	1,188	1,213	1,237
Base	OP:	1,815	1,626									
	OT:	1,851	1,662	1,302	1,106	1,054	1,046	1,051	1,057	1,076	1,103	1,125
Orig	BA:	1,054	1,669	1,530	1,332	1,226	870	887	905	923	942	961
Pres	OP:	1,895	1,496									
	OT:	1,916	1,530	1,458	1,575	1,577	1,403	1,162	1,047	966	955	942
Reest -	BA:	0	634	476	257	129	-249	-254	-260	-265	-271	-276
Mar15	OP:	0	0									
	OT:	0	22	188	360	361	245	56	-112	-193	-223	-234
Reest -	BA:	-34	0	0	0	0	0	0	0	0	0	0
Orig	OP:	-80	130									
	OT:	-65	154	32	-109	-162	-112	-55	-102	-83	-75	-51



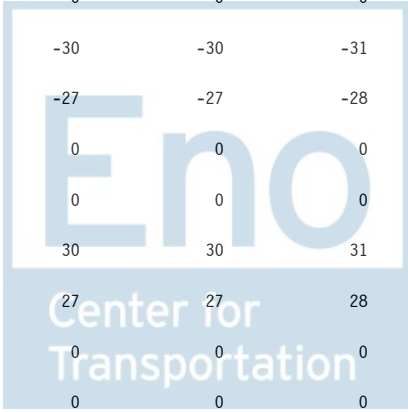
Sorted by FUNC, SFUN, TID, SUB
 (amounts in millions)

		2015	2016	2017	2018	2019	2020	2021	2022	2023	2024	2025
NATIONAL DEFENSE (050)												
017 1205 0 1 051 AA02 MC MC 01 0												
Appropriation												
House sec.127												
Pres 16	BA:	60	0	0	0	0	0	0	0	0	0	0
Reest	OP:	0	16									
	OT:	2	16	21	11	4	1	1	1	0	0	0
Mar 15	BA:	60	61	62	63	65	66	67	69	70	71	73
Base	OP:	0	16									
	OT:	2	18	40	52	56	58	60	62	63	65	66
Orig	BA:	0	0	0	0	0	0	0	0	0	0	0
Pres	OP:	0	0									
	OT:	0	0	0	0	0	0	0	0	0	0	0
Reest -	BA:	0	-61	-62	-63	-65	-66	-67	-69	-70	-71	-73
Mar15	OP:	0	0									
	OT:	0	-2	-19	-41	-52	-57	-59	-61	-63	-65	-66
Reest -	BA:	60	0	0	0	0	0	0	0	0	0	0
Orig	OP:	0	16									
	OT:	2	16	21	11	4	1	1	1	0	0	0
017 1205 0 1 051 AA20 MC MC 01 0												
Appropriation												
spending of collections for reimbursable activities												
Pres 16	BA:	650	660	671	685	699	713	727	742	757	773	788
Reest	OP:	403	393									
	OT:	663	657	667	680	694	703	712	726	736	752	767
Mar 15	BA:	650	660	671	685	699	713	727	742	757	773	788
Base	OP:	403	393									
	OT:	663	657	667	680	694	703	712	726	736	752	767
Orig	BA:	0	0	0	0	0	0	0	0	0	0	0
Pres	OP:	0	0									
	OT:	0	0	0	0	0	0	0	0	0	0	0
Reest -	BA:	0	0	0	0	0	0	0	0	0	0	0
Mar15	OP:	0	0									
	OT:	0	0	0	0	0	0	0	0	0	0	0
Reest -	BA:	650	660	671	685	699	713	727	742	757	773	788
Orig	OP:	403	393									
	OT:	663	657	667	680	694	703	712	726	736	752	767



Sorted by FUNC, SFUN, TID, SUB
 (amounts in millions)

		2015	2016	2017	2018	2019	2020	2021	2022	2023	2024	2025
NATIONAL DEFENSE (050)												
017 1205 0 1 051 AA21 MC MC 01 0												
Appropriation												
offsetting collections for reimbursable activities												
Pres 16	BA:	-650	-660	-671	-685	-699	-713	-727	-742	-757	-773	-788
Reest	OP:	-289	-252									
	OT:	-679	-648	-660	-673	-686	-701	-715	-729	-744	-759	-775
Mar 15	BA:	-650	-660	-671	-685	-699	-713	-727	-742	-757	-773	-788
Base	OP:	-289	-252									
	OT:	-679	-648	-660	-673	-686	-701	-715	-729	-744	-759	-775
Orig	BA:	0	0	0	0	0	0	0	0	0	0	0
Pres	OP:	0	0									
	OT:	0	0	0	0	0	0	0	0	0	0	0
Reest -	BA:	0	0	0	0	0	0	0	0	0	0	0
Mar15	OP:	0	0									
	OT:	0	0	0	0	0	0	0	0	0	0	0
Reest -	BA:	-650	-660	-671	-685	-699	-713	-727	-742	-757	-773	-788
Orig	OP:	-289	-252									
	OT:	-679	-648	-660	-673	-686	-701	-715	-729	-744	-759	-775
017 1205 0 1 051 IA01 MC MC 01 0												
Rescission												
Pres 16	BA:	-26	0	0	0	0	0	0	0	0	0	0
Reest	OP:	0	0									
	OT:	0	0	0	0	0	0	0	0	0	0	0
Mar 15	BA:	-26	-26	-27	-27	-28	-29	-29	-30	-30	-31	-32
Base	OP:	0	0									
	OT:	0	-1	-8	-17	-23	-25	-26	-27	-27	-28	-29
Orig	BA:	0	0	0	0	0	0	0	0	0	0	0
Pres	OP:	0	0									
	OT:	0	0	0	0	0	0	0	0	0	0	0
Reest -	BA:	0	26	27	27	28	29	29	30	30	31	32
Mar15	OP:	0	0									
	OT:	0	1	8	17	23	25	26	27	27	28	29
Reest -	BA:	-26	0	0	0	0	0	0	0	0	0	0
Orig	OP:	0	0									
	OT:	0	0	0	0	0	0	0	0	0	0	0



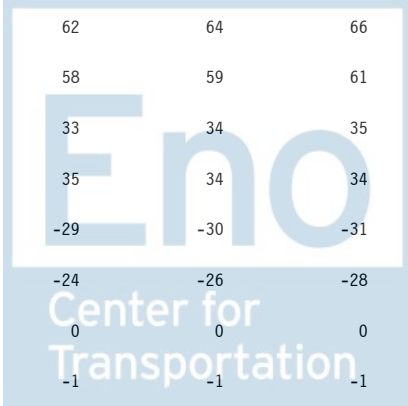
Sorted by FUNC, SFUN, TID, SUB
 (amounts in millions)

		2015	2016	2017	2018	2019	2020	2021	2022	2023	2024	2025
NATIONAL DEFENSE (050)												
Account Total for Military construction, Navy and Marine Corps												
Pres 16	BA:	1,054	1,669	1,530	1,332	1,226	870	887	905	923	942	961
Reest	OP:	1,929	1,783									
	OT:	1,837	1,709	1,518	1,484	1,427	1,294	1,105	943	875	873	883
Mar 15	BA:	1,054	1,070	1,089	1,111	1,134	1,156	1,179	1,204	1,228	1,253	1,278
Base	OP:	1,929	1,783									
	OT:	1,837	1,688	1,341	1,148	1,095	1,081	1,082	1,089	1,104	1,133	1,154
Orig	BA:	1,054	1,669	1,530	1,332	1,226	870	887	905	923	942	961
Pres	OP:	1,895	1,496									
	OT:	1,916	1,530	1,458	1,575	1,577	1,403	1,162	1,047	966	955	942
Reest -	BA:	0	599	441	221	92	-286	-292	-299	-305	-311	-317
Mar15	OP:	0	0									
	OT:	0	21	177	336	332	213	23	-146	-229	-260	-271
Reest -	BA:	0	0	0	0	0	0	0	0	0	0	0
Orig	OP:	34	287									
	OT:	-79	179	60	-91	-150	-109	-57	-104	-91	-82	-59
Military Construction, Navy Reserve												
017 1235 0 1 051 AA01 MC MC 01 0												
Appropriation												
Pres 16	BA:	52	36	40	52	42	32	33	33	34	35	35
Reest	OP:	21	33									
	OT:	22	34	43	39	43	44	39	34	33	33	33
Mar 15	BA:	52	53	54	55	56	57	58	59	61	62	63
Base	OP:	21	33									
	OT:	22	34	49	51	52	53	54	55	56	58	59
Orig	BA:	55	36	40	52	42	32	33	33	34	35	35
Pres	OP:	44	39									
	OT:	45	40	44	40	45	46	39	35	34	34	34
Reest -	BA:	0	-17	-14	-3	-14	-25	-25	-26	-27	-27	-28
Mar15	OP:	0	0									
	OT:	0	0	-6	-12	-9	-9	-15	-21	-23	-25	-26
Reest -	BA:	-3	0	0	0	0	0	0	0	0	0	0
Orig	OP:	-23	-6									
	OT:	-23	-6	-1	-1	-2	-2	0	-1	-1	-1	-1



Sorted by FUNC, SFUN, TID, SUB
 (amounts in millions)

		2015	2016	2017	2018	2019	2020	2021	2022	2023	2024	2025
NATIONAL DEFENSE (050)												
017 1235 0 1 051 AA02 MC MC 01 0												
Appropriation												
Section 127 2015 Approps												
Pres 16	BA:	3	0	0	0	0	0	0	0	0	0	0
Reest	OP:	0	1									
	OT:	0	1	1	1	0	0	0	0	0	0	0
Mar 15	BA:	3	3	3	3	3	3	3	3	3	4	4
Base	OP:	0	1									
	OT:	0	1	2	3	3	3	3	3	3	3	3
Orig	BA:	0	0	0	0	0	0	0	0	0	0	0
Pres	OP:	0	0									
	OT:	0	0	0	0	0	0	0	0	0	0	0
Reest -	BA:	0	-3	-3	-3	-3	-3	-3	-3	-3	-4	-4
Mar15	OP:	0	0									
	OT:	0	0	-1	-2	-3	-3	-3	-3	-3	-3	-3
Reest -	BA:	3	0	0	0	0	0	0	0	0	0	0
Orig	OP:	0	1									
	OT:	0	1	1	1	0	0	0	0	0	0	0
Account Total for Military Construction, Navy Reserve												
Pres 16	BA:	55	36	40	52	42	32	33	33	34	35	35
Reest	OP:	21	34									
	OT:	22	35	44	40	43	44	39	34	33	33	33
Mar 15	BA:	55	56	57	58	59	60	61	62	64	66	67
Base	OP:	21	34									
	OT:	22	35	51	54	55	56	57	58	59	61	62
Orig	BA:	55	36	40	52	42	32	33	33	34	35	35
Pres	OP:	44	39									
	OT:	45	40	44	40	45	46	39	35	34	34	34
Reest -	BA:	0	-20	-17	-6	-17	-28	-28	-29	-30	-31	-32
Mar15	OP:	0	0									
	OT:	0	0	-7	-14	-12	-12	-18	-24	-26	-28	-29
Reest -	BA:	0	0	0	0	0	0	0	0	0	0	0
Orig	OP:	-23	-5									
	OT:	-23	-5	0	0	-2	-2	0	-1	-1	-1	-1




Sorted by FUNC, SFUN, TID, SUB
 (amounts in millions)

		2015	2016	2017	2018	2019	2020	2021	2022	2023	2024	2025
NATIONAL DEFENSE (050)												
Military construction, Army												
021 2050 0 1 051 AA01 MC MC 01 0												
Appropriation												
		Direct Appropriation										
Pres 16	BA:	528	743	587	588	566	565	576	588	600	612	624
Reest	OP:	1,943	1,264									
	OT:	1,969	1,301	965	773	658	589	562	550	552	561	571
Mar 15	BA:	528	538	551	564	578	593	608	623	639	655	671
Base	OP:	1,943	1,264									
	OT:	1,969	1,291	891	697	610	572	564	568	578	592	607
Orig	BA:	539	743	587	588	566	565	576	588	600	612	624
Pres	OP:	2,107	2,863									
	OT:	2,112	2,870	2,616	1,777	1,347	1,217	935	924	918	931	592
Reest -	BA:	0	205	36	24	-12	-28	-32	-35	-39	-43	-47
Mar15	OP:	0	0									
	OT:	0	10	74	76	48	17	-2	-18	-26	-31	-36
Reest -	BA:	-11	0	0	0	0	0	0	0	0	0	0
Orig	OP:	-164	-1,599									
	OT:	-143	-1,569	-1,651	-1,004	-689	-628	-373	-374	-366	-370	-21



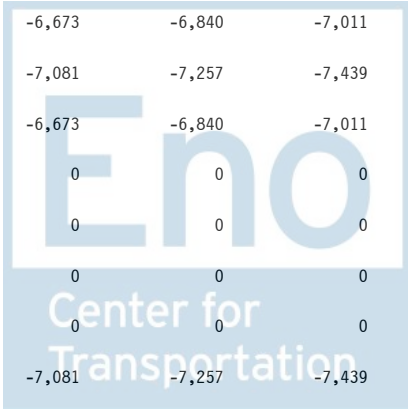
Sorted by FUNC, SFUN, TID, SUB
 (amounts in millions)

		2015	2016	2017	2018	2019	2020	2021	2022	2023	2024	2025
NATIONAL DEFENSE (050)												
021 2050 0 1 051 AA02 MC MC 01 0												
Appropriation												
sec.128												
Pres 16	BA:	61	0	0	0	0	0	0	0	0	0	0
Reest	OP:	0	21		9	3	2	1	0	0	0	0
	OT:	3	21	18	9	3	2	1	0	0	0	0
Mar 15	BA:	61	62	64	65	67	69	70	72	74	76	78
Base	OP:	0	21		53	57	61	63	65	67	69	70
	OT:	3	24	43	53	57	61	63	65	67	69	70
Orig	BA:	0	0	0	0	0	0	0	0	0	0	0
Pres	OP:	0	0		0	0	0	0	0	0	0	0
	OT:	0	0	0	0	0	0	0	0	0	0	0
Reest -	BA:	0	-62	-64	-65	-67	-69	-70	-72	-74	-76	-78
Mar15	OP:	0	0		-44	-54	-59	-62	-65	-67	-69	-70
	OT:	0	-3	-25	-44	-54	-59	-62	-65	-67	-69	-70
Reest -	BA:	61	0	0	0	0	0	0	0	0	0	0
Orig	OP:	0	21		9	3	2	1	0	0	0	0
	OT:	3	21	18	9	3	2	1	0	0	0	0
021 2050 0 1 051 AA07 MC MC 01 0 WAR15												
Appropriation												
European Reassurance Initiative												
Pres 16	BA:	37	0	0	0	0	0	0	0	0	0	0
Reest	OP:	0	9		7	1	0	0	0	0	0	0
	OT:	0	9	17	7	1	0	0	0	0	0	0
Mar 15	BA:	37	38	38	39	40	41	41	42	43	44	45
Base	OP:	0	9		34	36	37	39	39	40	41	42
	OT:	0	9	27	34	36	37	39	39	40	41	42
Orig	BA:	37	0	0	0	0	0	0	0	0	0	0
Pres	OP:	0	12		4	4	3	2	2	1	0	0
	OT:	0	12	9	4	4	3	2	2	1	0	0
Reest -	BA:	0	-38	-38	-39	-40	-41	-41	-42	-43	-44	-45
Mar15	OP:	0	0		-27	-35	-37	-39	-39	-40	-41	-42
	OT:	0	0	-10	-27	-35	-37	-39	-39	-40	-41	-42
Reest -	BA:	0	0	0	0	0	0	0	0	0	0	0
Orig	OP:	0	-3		3	-3	-3	-2	-2	-1	0	0
	OT:	0	-3	8	3	-3	-3	-2	-2	-1	0	0



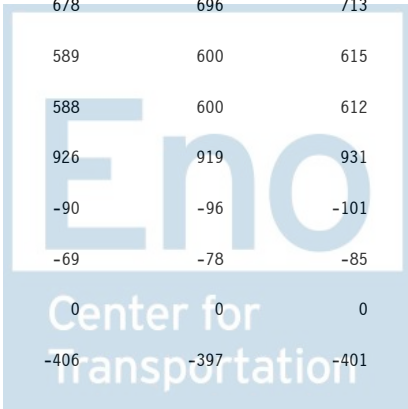
Sorted by FUNC, SFUN, TID, SUB
 (amounts in millions)

		2015	2016	2017	2018	2019	2020	2021	2022	2023	2024	2025
NATIONAL DEFENSE (050)												
021 2050 0 1 051 AA20 MC MC 01 0												
Appropriation												
spending of collections for reimburseable activities												
Pres 16	BA:	6,000	6,119	6,256	6,413	6,573	6,740	6,907	7,081	7,257	7,439	7,623
Reest	OP:	5,779	5,550									
	OT:	6,499	6,284	6,119	6,098	6,196	6,327	6,483	6,643	6,810	6,980	7,154
Mar 15	BA:	6,000	6,119	6,256	6,413	6,573	6,740	6,907	7,081	7,257	7,439	7,623
Base	OP:	5,779	5,550									
	OT:	6,499	6,284	6,119	6,098	6,196	6,327	6,483	6,643	6,810	6,980	7,154
Orig	BA:	0	0	0	0	0	0	0	0	0	0	0
Pres	OP:	0	0									
	OT:	0	0	0	0	0	0	0	0	0	0	0
Reest -	BA:	0	0	0	0	0	0	0	0	0	0	0
Mar15	OP:	0	0									
	OT:	0	0	0	0	0	0	0	0	0	0	0
Reest -	BA:	6,000	6,119	6,256	6,413	6,573	6,740	6,907	7,081	7,257	7,439	7,623
Orig	OP:	5,779	5,550									
	OT:	6,499	6,284	6,119	6,098	6,196	6,327	6,483	6,643	6,810	6,980	7,154
021 2050 0 1 051 AA21 MC MC 01 0												
Appropriation												
Collections from reimburseable activities												
Pres 16	BA:	-6,000	-6,119	-6,256	-6,413	-6,573	-6,740	-6,907	-7,081	-7,257	-7,439	-7,623
Reest	OP:	-5,680	-5,184									
	OT:	-6,760	-6,285	-6,077	-6,099	-6,211	-6,358	-6,510	-6,673	-6,840	-7,011	-7,186
Mar 15	BA:	-6,000	-6,119	-6,256	-6,413	-6,573	-6,740	-6,907	-7,081	-7,257	-7,439	-7,623
Base	OP:	-5,680	-5,184									
	OT:	-6,760	-6,285	-6,077	-6,099	-6,211	-6,358	-6,510	-6,673	-6,840	-7,011	-7,186
Orig	BA:	0	0	0	0	0	0	0	0	0	0	0
Pres	OP:	0	0									
	OT:	0	0	0	0	0	0	0	0	0	0	0
Reest -	BA:	0	0	0	0	0	0	0	0	0	0	0
Mar15	OP:	0	0									
	OT:	0	0	0	0	0	0	0	0	0	0	0
Reest -	BA:	-6,000	-6,119	-6,256	-6,413	-6,573	-6,740	-6,907	-7,081	-7,257	-7,439	-7,623
Orig	OP:	-5,680	-5,184									
	OT:	-6,760	-6,285	-6,077	-6,099	-6,211	-6,358	-6,510	-6,673	-6,840	-7,011	-7,186



Sorted by FUNC, SFUN, TID, SUB
 (amounts in millions)

		2015	2016	2017	2018	2019	2020	2021	2022	2023	2024	2025
NATIONAL DEFENSE (050)												
021 2050 0 1 051 IA01 MC MC 01 0												
Rescission												
Pres 16	BA:	-50	0	0	0	0	0	0	0	0	0	0
Reest	OP:	0	0									
	OT:	0	0	0	0	0	0	0	0	0	0	0
Mar 15	BA:	-50	-51	-52	-53	-55	-56	-58	-59	-60	-62	-64
Base	OP:	0	0									
	OT:	0	-3	-20	-36	-44	-48	-51	-53	-55	-56	-57
Orig	BA:	0	0	0	0	0	0	0	0	0	0	0
Pres	OP:	0	0									
	OT:	0	0	0	0	0	0	0	0	0	0	0
Reest -	BA:	0	51	52	53	55	56	58	59	60	62	64
Mar15	OP:	0	0									
	OT:	0	3	20	36	44	48	51	53	55	56	57
Reest -	BA:	-50	0	0	0	0	0	0	0	0	0	0
Orig	OP:	0	0									
	OT:	0	0	0	0	0	0	0	0	0	0	0
Account Total for Military construction, Army												
Pres 16	BA:	576	743	587	588	566	565	576	588	600	612	624
Reest	OP:	2,042	1,660									
	OT:	1,711	1,330	1,042	788	647	560	536	520	522	530	539
Mar 15	BA:	576	587	601	615	630	647	661	678	696	713	730
Base	OP:	2,042	1,660									
	OT:	1,711	1,320	983	747	644	591	588	589	600	615	630
Orig	BA:	576	743	587	588	566	565	576	588	600	612	624
Pres	OP:	2,107	2,875									
	OT:	2,112	2,882	2,625	1,781	1,351	1,220	937	926	919	931	592
Reest -	BA:	0	156	-14	-27	-64	-82	-85	-90	-96	-101	-106
Mar15	OP:	0	0									
	OT:	0	10	59	41	3	-31	-52	-69	-78	-85	-91
Reest -	BA:	0	0	0	0	0	0	0	0	0	0	0
Orig	OP:	-65	-1,215									
	OT:	-401	-1,552	-1,583	-993	-704	-660	-401	-406	-397	-401	-53



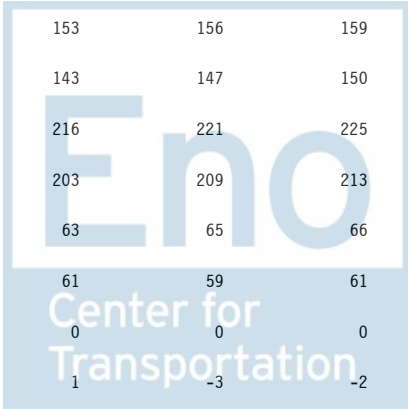
Sorted by FUNC, SFUN, TID, SUB
 (amounts in millions)

		2015	2016	2017	2018	2019	2020	2021	2022	2023	2024	2025
NATIONAL DEFENSE (050)												
Military construction, Army National Guard												
021 2085 0 1 051 AA01 MC MC 01 0												
Appropriation												
		Direct Appropriation										
Pres 16	BA:	129	197	312	186	184	208	212	216	221	225	230
Reest	OP:	571	364									
	OT:	572	366	260	263	235	196	196	204	206	211	216
Mar 15	BA:	129	131	133	136	139	142	144	147	150	153	156
Base	OP:	571	364									
	OT:	572	365	237	180	147	134	134	138	141	144	146
Orig	BA:	134	197	312	186	184	208	212	216	221	225	230
Pres	OP:	570	343									
	OT:	573	347	269	284	265	218	195	203	209	213	218
Reest -	BA:	0	66	179	50	45	66	68	69	71	72	74
Mar15	OP:	0	0									
	OT:	0	1	23	83	88	62	62	66	65	67	70
Reest -	BA:	-5	0	0	0	0	0	0	0	0	0	0
Orig	OP:	1	21									
	OT:	-1	19	-9	-21	-30	-22	1	1	-3	-2	-2



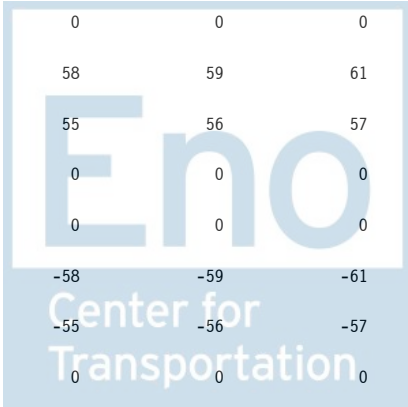
Sorted by FUNC, SFUN, TID, SUB
 (amounts in millions)

		2015	2016	2017	2018	2019	2020	2021	2022	2023	2024	2025
NATIONAL DEFENSE (050)												
021 2085 0 1 051 AA02 MC MC 01 0												
Appropriation												
sec.128												
Pres 16	BA:	5	0	0	0	0	0	0	0	0	0	0
Reest	OP:	0	2									
	OT:	0	2	2	1	0	0	0	0	0	0	0
Mar 15	BA:	5	5	5	5	5	5	6	6	6	6	6
Base	OP:	0	2									
	OT:	0	2	3	4	5	5	5	5	6	6	6
Orig	BA:	0	0	0	0	0	0	0	0	0	0	0
Pres	OP:	0	0									
	OT:	0	0	0	0	0	0	0	0	0	0	0
Reest -	BA:	0	-5	-5	-5	-5	-5	-6	-6	-6	-6	-6
Mar15	OP:	0	0									
	OT:	0	0	-1	-3	-5	-5	-5	-5	-6	-6	-6
Reest -	BA:	5	0	0	0	0	0	0	0	0	0	0
Orig	OP:	0	2									
	OT:	0	2	2	1	0	0	0	0	0	0	0
Account Total for Military construction, Army National Guard												
Pres 16	BA:	134	197	312	186	184	208	212	216	221	225	230
Reest	OP:	571	366									
	OT:	572	368	262	264	235	196	196	204	206	211	216
Mar 15	BA:	134	136	138	141	144	147	150	153	156	159	162
Base	OP:	571	366									
	OT:	572	367	240	184	152	139	139	143	147	150	152
Orig	BA:	134	197	312	186	184	208	212	216	221	225	230
Pres	OP:	570	343									
	OT:	573	347	269	284	265	218	195	203	209	213	218
Reest -	BA:	0	61	174	45	40	61	62	63	65	66	68
Mar15	OP:	0	0									
	OT:	0	1	22	80	83	57	57	61	59	61	64
Reest -	BA:	0	0	0	0	0	0	0	0	0	0	0
Orig	OP:	1	23									
	OT:	-1	21	-7	-20	-30	-22	1	1	-3	-2	-2



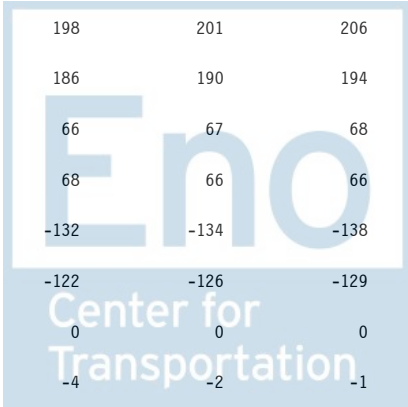
Sorted by FUNC, SFUN, TID, SUB
 (amounts in millions)

		2015	2016	2017	2018	2019	2020	2021	2022	2023	2024	2025
NATIONAL DEFENSE (050)												
Military construction, Army Reserve												
021 2086 0 1 051 AA01 MC MC 01 0												
Appropriation												
Pres 16	BA:	104	114	93	75	67	63	64	66	67	68	69
Reest	OP:	192	170									
	OT:	197	176	134	107	88	76	67	64	64	65	66
Mar 15	BA:	104	106	107	110	112	114	116	119	121	124	126
Base	OP:	192	170									
	OT:	197	175	132	112	107	109	110	112	114	117	119
Orig	BA:	173	114	93	75	67	63	64	66	67	68	69
Pres	OP:	176	178									
	OT:	185	185	150	126	106	92	72	68	66	66	67
Reest -	BA:	0	8	-14	-35	-45	-51	-52	-53	-54	-56	-57
Mar15	OP:	0	0									
	OT:	0	1	2	-5	-19	-33	-43	-48	-50	-52	-53
Reest -	BA:	-69	0	0	0	0	0	0	0	0	0	0
Orig	OP:	16	-8									
	OT:	12	-9	-16	-19	-18	-16	-5	-4	-2	-1	-1
021 2086 0 1 051 AA02 MC MC 01 0												
Appropriation												
sec.128												
Pres 16	BA:	51	0	0	0	0	0	0	0	0	0	0
Reest	OP:	0	19									
	OT:	3	19	18	6	4	1	0	0	0	0	0
Mar 15	BA:	51	52	53	54	55	56	57	58	59	61	62
Base	OP:	0	19									
	OT:	3	22	40	47	51	53	54	55	56	57	58
Orig	BA:	0	0	0	0	0	0	0	0	0	0	0
Pres	OP:	0	0									
	OT:	0	0	0	0	0	0	0	0	0	0	0
Reest -	BA:	0	-52	-53	-54	-55	-56	-57	-58	-59	-61	-62
Mar15	OP:	0	0									
	OT:	0	-3	-22	-41	-47	-52	-54	-55	-56	-57	-58
Reest -	BA:	51	0	0	0	0	0	0	0	0	0	0
Orig	OP:	0	19									
	OT:	3	19	18	6	4	1	0	0	0	0	0



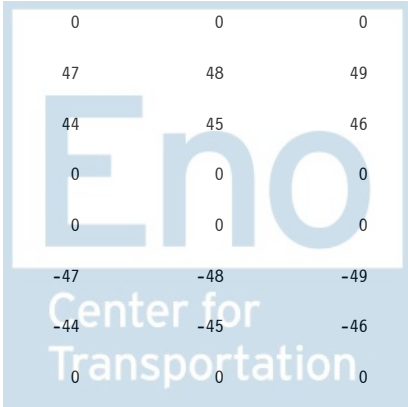
Sorted by FUNC, SFUN, TID, SUB
 (amounts in millions)

		2015	2016	2017	2018	2019	2020	2021	2022	2023	2024	2025
NATIONAL DEFENSE (050)												
021 2086 0 1 051 AA03 MC MC 01 0												
Appropriation												
Section 127 of 2015 Approps												
Pres 16	BA:	18	0	0	0	0	0	0	0	0	0	0
Reest	OP:	0	7									
	OT:	1	7	6	2	1	0	0	0	0	0	0
Mar 15	BA:	18	18	19	19	19	20	20	21	21	21	22
Base	OP:	0	7									
	OT:	1	8	14	16	18	18	19	19	20	20	21
Orig	BA:	0	0	0	0	0	0	0	0	0	0	0
Pres	OP:	0	0									
	OT:	0	0	0	0	0	0	0	0	0	0	0
Reest -	BA:	0	-18	-19	-19	-19	-20	-20	-21	-21	-21	-22
Mar15	OP:	0	0									
	OT:	0	-1	-8	-14	-17	-18	-19	-19	-20	-20	-21
Reest -	BA:	18	0	0	0	0	0	0	0	0	0	0
Orig	OP:	0	7									
	OT:	1	7	6	2	1	0	0	0	0	0	0
Account Total for Military construction, Army Reserve												
Pres 16	BA:	173	114	93	75	67	63	64	66	67	68	69
Reest	OP:	192	196									
	OT:	201	202	158	115	93	77	67	64	64	65	66
Mar 15	BA:	173	176	179	183	186	190	193	198	201	206	210
Base	OP:	192	196									
	OT:	201	205	186	175	176	180	183	186	190	194	198
Orig	BA:	173	114	93	75	67	63	64	66	67	68	69
Pres	OP:	176	178									
	OT:	185	185	150	126	106	92	72	68	66	66	67
Reest -	BA:	0	-62	-86	-108	-119	-127	-129	-132	-134	-138	-141
Mar15	OP:	0	0									
	OT:	0	-3	-28	-60	-83	-103	-116	-122	-126	-129	-132
Reest -	BA:	0	0	0	0	0	0	0	0	0	0	0
Orig	OP:	16	18									
	OT:	16	17	8	-11	-13	-15	-5	-4	-2	-1	-1



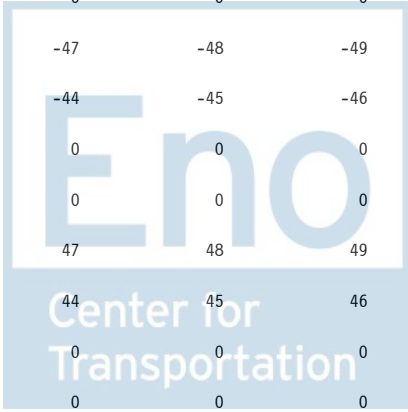
Sorted by FUNC, SFUN, TID, SUB
 (amounts in millions)

		2015	2016	2017	2018	2019	2020	2021	2022	2023	2024	2025
NATIONAL DEFENSE (050)												
Military construction, Air Force												
057 3300 0 1 051 AA01 MC MC 01 0												
Appropriation												
Pres 16	BA:	812	1,389	1,297	1,258	896	839	856	873	890	908	926
Reest	OP:	803	820									
	OT:	819	848	1,036	1,180	1,208	1,089	939	871	853	858	870
Mar 15	BA:	812	824	839	856	873	891	909	927	946	965	985
Base	OP:	803	820									
	OT:	819	836	829	814	816	834	847	866	884	903	921
Orig	BA:	812	1,389	1,297	1,258	896	839	856	873	890	908	926
Pres	OP:	969	705									
	OT:	985	733	940	1,093	1,161	1,082	912	879	890	905	900
Reest -	BA:	0	565	458	402	23	-52	-53	-54	-56	-57	-59
Mar15	OP:	0	0									
	OT:	0	12	207	366	392	255	92	5	-31	-45	-51
Reest -	BA:	0	0	0	0	0	0	0	0	0	0	0
Orig	OP:	-166	115									
	OT:	-166	115	96	87	47	7	27	-8	-37	-47	-30
057 3300 0 1 051 AA02 MC MC 01 0												
Appropriation												
Section 127 of 2015 Approps												
Pres 16	BA:	41	0	0	0	0	0	0	0	0	0	0
Reest	OP:	0	14									
	OT:	1	14	14	7	2	1	0	0	0	0	0
Mar 15	BA:	41	42	42	43	44	45	46	47	48	49	50
Base	OP:	0	14									
	OT:	1	15	30	37	40	41	43	44	45	46	47
Orig	BA:	0	0	0	0	0	0	0	0	0	0	0
Pres	OP:	0	0									
	OT:	0	0	0	0	0	0	0	0	0	0	0
Reest -	BA:	0	-42	-42	-43	-44	-45	-46	-47	-48	-49	-50
Mar15	OP:	0	0									
	OT:	0	-1	-16	-30	-38	-40	-43	-44	-45	-46	-47
Reest -	BA:	41	0	0	0	0	0	0	0	0	0	0
Orig	OP:	0	14									
	OT:	1	14	14	7	2	1	0	0	0	0	0



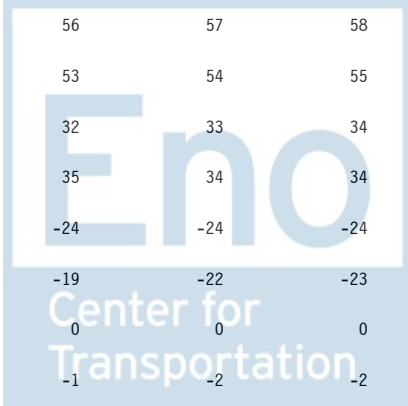
Sorted by FUNC, SFUN, TID, SUB
 (amounts in millions)

		2015	2016	2017	2018	2019	2020	2021	2022	2023	2024	2025
NATIONAL DEFENSE (050)												
057 3300 0 1 051 AA07 MC MC 01 0 WAR15												
Appropriation												
European Reassurance Initiative												
Pres 16	BA:	133	0	0	0	0	0	0	0	0	0	0
Reest	OP:	0	33									
	OT:	0	33	49	33	7	3	1	0	0	0	0
Mar 15	BA:	133	135	137	140	143	146	149	152	155	158	161
Base	OP:	0	33									
	OT:	0	33	83	117	126	131	135	138	141	144	147
Orig	BA:	133	0	0	0	0	0	0	0	0	0	0
Pres	OP:	0	40									
	OT:	3	40	40	21	9	7	4	3	2	0	0
Reest -	BA:	0	-135	-137	-140	-143	-146	-149	-152	-155	-158	-161
Mar15	OP:	0	0									
	OT:	0	0	-34	-84	-119	-128	-134	-138	-141	-144	-147
Reest -	BA:	0	0	0	0	0	0	0	0	0	0	0
Orig	OP:	0	-7									
	OT:	-3	-7	9	12	-2	-4	-3	-3	-2	0	0
057 3300 0 1 051 IA01 MC MC 01 0												
Rescission												
Pres 16	BA:	-41	0	0	0	0	0	0	0	0	0	0
Reest	OP:	0	-1									
	OT:	0	-1	-1	0	0	0	0	0	0	0	0
Mar 15	BA:	-41	-42	-42	-43	-44	-45	-46	-47	-48	-49	-50
Base	OP:	0	-1									
	OT:	0	-2	-16	-30	-37	-41	-42	-44	-45	-46	-47
Orig	BA:	0	0	0	0	0	0	0	0	0	0	0
Pres	OP:	0	0									
	OT:	0	0	0	0	0	0	0	0	0	0	0
Reest -	BA:	0	42	42	43	44	45	46	47	48	49	50
Mar15	OP:	0	0									
	OT:	0	1	15	30	37	41	42	44	45	46	47
Reest -	BA:	-41	0	0	0	0	0	0	0	0	0	0
Orig	OP:	0	-1									
	OT:	0	-1	-1	0	0	0	0	0	0	0	0



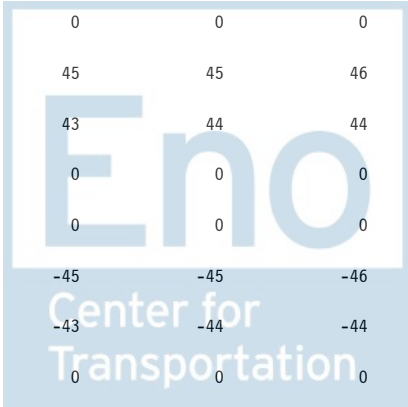
Sorted by FUNC, SFUN, TID, SUB
 (amounts in millions)

		2015	2016	2017	2018	2019	2020	2021	2022	2023	2024	2025
NATIONAL DEFENSE (050)												
Account Total for Military construction, Air Force												
Pres 16	BA:	945	1,389	1,297	1,258	896	839	856	873	890	908	926
Reest	OP:	803	866									
	OT:	820	894	1,098	1,220	1,217	1,093	940	871	853	858	870
Mar 15	BA:	945	959	976	996	1,016	1,037	1,058	1,079	1,101	1,123	1,146
Base	OP:	803	866									
	OT:	820	882	926	938	945	965	983	1,004	1,025	1,047	1,068
Orig	BA:	945	1,389	1,297	1,258	896	839	856	873	890	908	926
Pres	OP:	969	745									
	OT:	988	773	980	1,114	1,170	1,089	916	882	892	905	900
Reest -	BA:	0	430	321	262	-120	-198	-202	-206	-211	-215	-220
Mar15	OP:	0	0									
	OT:	0	12	172	282	272	128	-43	-133	-172	-189	-198
Reest -	BA:	0	0	0	0	0	0	0	0	0	0	0
Orig	OP:	-166	121									
	OT:	-168	121	118	106	47	4	24	-11	-39	-47	-30
Military construction, Air Force Reserve												
057 3730 0 1 051 AA01 MC MC 01 0												
Appropriation												
Pres 16	BA:	49	65	154	52	33	31	32	32	33	34	34
Reest	OP:	21	39									
	OT:	21	40	54	99	88	56	41	34	32	32	33
Mar 15	BA:	49	50	51	52	53	54	55	56	57	58	59
Base	OP:	21	39									
	OT:	21	40	46	49	51	51	52	53	54	55	56
Orig	BA:	49	65	154	52	33	31	32	32	33	34	34
Pres	OP:	30	41									
	OT:	31	42	54	92	92	53	38	35	34	34	34
Reest -	BA:	0	15	103	0	-20	-23	-23	-24	-24	-24	-25
Mar15	OP:	0	0									
	OT:	0	0	8	50	37	5	-11	-19	-22	-23	-23
Reest -	BA:	0	0	0	0	0	0	0	0	0	0	0
Orig	OP:	-9	-2									
	OT:	-10	-2	0	7	-4	3	3	-1	-2	-2	-1



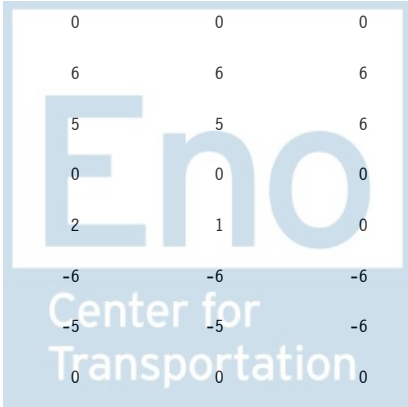
Sorted by FUNC, SFUN, TID, SUB
 (amounts in millions)

		2015	2016	2017	2018	2019	2020	2021	2022	2023	2024	2025
NATIONAL DEFENSE (050)												
Military construction, Air National Guard												
057 3830 0 1 051 AA01 MC MC 01 0												
Appropriation												
Pres 16	BA:	93	139	125	117	83	77	79	80	82	83	85
Reest	OP:	96	93									
	OT:	97	94	112	123	117	101	84	79	78	79	80
Mar 15	BA:	93	94	96	98	100	102	104	106	108	111	113
Base	OP:	96	93									
	OT:	97	94	94	93	94	96	97	99	101	103	106
Orig	BA:	93	139	125	117	83	77	79	80	82	83	85
Pres	OP:	78	93									
	OT:	80	96	110	121	118	103	87	82	81	81	81
Reest -	BA:	0	45	29	19	-17	-25	-25	-26	-26	-28	-28
Mar15	OP:	0	0									
	OT:	0	0	18	30	23	5	-13	-20	-23	-24	-26
Reest -	BA:	0	0	0	0	0	0	0	0	0	0	0
Orig	OP:	18	0									
	OT:	17	-2	2	2	-1	-2	-3	-3	-3	-2	-1
Chemical demilitarization construction, defense-wide												
097 0391 0 1 051 AA01 MC MC 01 0												
Appropriation												
Pres 16	BA:	39	0	0	0	0	0	0	0	0	0	0
Reest	OP:	83	64									
	OT:	85	64	14	5	3	1	0	0	0	0	0
Mar 15	BA:	39	40	40	41	42	43	44	45	45	46	47
Base	OP:	83	64									
	OT:	85	66	44	41	42	42	42	43	44	44	45
Orig	BA:	39	0	0	0	0	0	0	0	0	0	0
Pres	OP:	62	38									
	OT:	66	38	21	9	5	3	1	0	0	0	0
Reest -	BA:	0	-40	-40	-41	-42	-43	-44	-45	-45	-46	-47
Mar15	OP:	0	0									
	OT:	0	-2	-30	-36	-39	-41	-42	-43	-44	-44	-45
Reest -	BA:	0	0	0	0	0	0	0	0	0	0	0
Orig	OP:	21	26									
	OT:	19	26	-7	-4	-2	-2	-1	0	0	0	0



Sorted by FUNC, SFUN, TID, SUB
 (amounts in millions)

		2015	2016	2017	2018	2019	2020	2021	2022	2023	2024	2025
NATIONAL DEFENSE (050)												
Military construction, Defense-wide												
097 0500 0 1 051 AA01 MC MC 01 0												
Appropriation												
Pres 16	BA:	1,992	2,301	2,751	2,780	2,646	2,601	2,653	2,706	2,760	2,815	2,872
Reest	OP:	2,650	2,619									
	OT:	2,690	2,665	2,558	2,603	2,541	2,547	2,531	2,560	2,587	2,625	2,669
Mar 15	BA:	1,992	2,022	2,058	2,100	2,141	2,185	2,229	2,275	2,321	2,368	2,416
Base	OP:	2,650	2,619									
	OT:	2,690	2,659	2,468	2,311	2,071	2,032	2,045	2,106	2,150	2,196	2,240
Orig	BA:	1,992	2,301	2,751	2,780	2,646	2,601	2,653	2,706	2,760	2,815	2,872
Pres	OP:	2,372	2,457									
	OT:	2,450	2,549	2,363	2,611	2,695	2,743	2,556	2,632	2,611	2,674	2,717
Reest -	BA:	0	279	693	680	505	416	424	431	439	447	456
Mar15	OP:	0	0									
	OT:	0	6	90	292	470	515	486	454	437	429	429
Reest -	BA:	0	0	0	0	0	0	0	0	0	0	0
Orig	OP:	278	162									
	OT:	240	116	195	-8	-154	-196	-25	-72	-24	-49	-48
097 0500 0 1 051 AA05 MC MC 01 0 WAR15												
Appropriation												
European Reassurance Initiative												
Pres 16	BA:	5	0	0	0	0	0	0	0	0	0	0
Reest	OP:	0	1									
	OT:	0	1	2	1	1	0	0	0	0	0	0
Mar 15	BA:	5	5	5	5	5	5	6	6	6	6	6
Base	OP:	0	1									
	OT:	0	1	3	4	4	5	5	5	6	6	6
Orig	BA:	51	0	0	0	0	0	0	0	0	0	0
Pres	OP:	0	13									
	OT:	2	13	15	8	6	4	2	2	0	0	0
Reest -	BA:	0	-5	-5	-5	-5	-5	-6	-6	-6	-6	-6
Mar15	OP:	0	0									
	OT:	0	0	-1	-3	-3	-5	-5	-5	-6	-6	-6
Reest -	BA:	-46	0	0	0	0	0	0	0	0	0	0
Orig	OP:	0	-12									
	OT:	-2	-12	-13	-7	-5	-4	-2	-2	-1	0	0




Sorted by FUNC, SFUN, TID, SUB
 (amounts in millions)

		2015	2016	2017	2018	2019	2020	2021	2022	2023	2024	2025
NATIONAL DEFENSE (050)												
097 0500 0 1 051 AA07 MC MC 01 0 WAR15												
Appropriation												
OCO												
Pres 16	BA:	46	0	0	0	0	0	0	0	0	0	0
Reest	OP:	0	1									
	OT:	0	1	12	15	8	5	2	1	0	0	0
Mar 15	BA:	46	47	48	48	49	50	51	53	54	55	56
Base	OP:	0	1									
	OT:	0	1	13	29	37	42	45	47	48	50	51
Orig	BA:	0	0	0	0	0	0	0	0	0	0	0
Pres	OP:	0	0									
	OT:	0	0	0	0	0	0	0	0	0	0	0
Reest -	BA:	0	-47	-48	-48	-49	-50	-51	-53	-54	-55	-56
Mar15	OP:	0	0									
	OT:	0	0	-1	-14	-29	-37	-43	-46	-48	-50	-51
Reest -	BA:	46	0	0	0	0	0	0	0	0	0	0
Orig	OP:	0	1									
	OT:	0	1	12	15	8	5	2	1	0	0	0
097 0500 0 1 051 DE03 MC MC 01 A STIM09												
Supplemental Emergency												
Pres 16	BA:	0	0	0	0	0	0	0	0	0	0	0
Reest	OP:	75	25									
	OT:	75	25	0	0	0	0	0	0	0	0	0
Mar 15	BA:	0	0	0	0	0	0	0	0	0	0	0
Base	OP:	75	25									
	OT:	75	25	0	0	0	0	0	0	0	0	0
Orig	BA:	0	0	0	0	0	0	0	0	0	0	0
Pres	OP:	0	0									
	OT:	0	0	0	0	0	0	0	0	0	0	0
Reest -	BA:	0	0	0	0	0	0	0	0	0	0	0
Mar15	OP:	0	0									
	OT:	0	0	0	0	0	0	0	0	0	0	0
Reest -	BA:	0	0	0	0	0	0	0	0	0	0	0
Orig	OP:	75	25									
	OT:	75	25	0	0	0	0	0	0	0	0	0



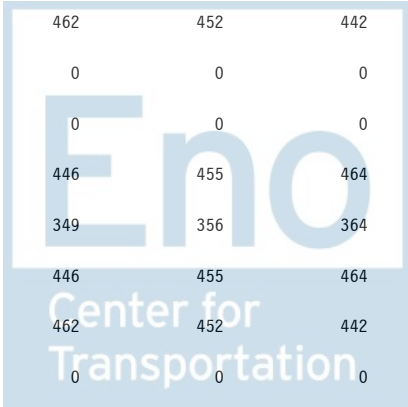
Sorted by FUNC, SFUN, TID, SUB
 (amounts in millions)

		2015	2016	2017	2018	2019	2020	2021	2022	2023	2024	2025
NATIONAL DEFENSE (050)												
Account Total for Military construction, Defense-wide												
Pres 16	BA:	2,043	2,301	2,751	2,780	2,646	2,601	2,653	2,706	2,760	2,815	2,872
Reest	OP:	2,725	2,646									
	OT:	2,765	2,692	2,572	2,619	2,550	2,552	2,533	2,561	2,587	2,625	2,669
Mar 15	BA:	2,043	2,074	2,111	2,153	2,195	2,240	2,286	2,334	2,381	2,429	2,478
Base	OP:	2,725	2,646									
	OT:	2,765	2,686	2,484	2,344	2,112	2,079	2,095	2,158	2,203	2,252	2,297
Orig	BA:	2,043	2,301	2,751	2,780	2,646	2,601	2,653	2,706	2,760	2,815	2,872
Pres	OP:	2,372	2,470									
	OT:	2,452	2,562	2,378	2,619	2,701	2,747	2,558	2,634	2,612	2,674	2,717
Reest -	BA:	0	227	640	627	451	361	367	372	379	386	394
Mar15	OP:	0	0									
	OT:	0	6	88	275	438	473	438	403	384	373	372
Reest -	BA:	0	0	0	0	0	0	0	0	0	0	0
Orig	OP:	353	176									
	OT:	313	130	194	0	-151	-195	-25	-73	-25	-49	-48
Department of Defense Base Closure Account 1990												
097 0510 0 1 051 AA01 MC MC 01 0												
Appropriation												
Pres 16	BA:	0	0	0	0	0	0	0	0	0	0	0
Reest	OP:	150	30									
	OT:	150	30	10	0	0	0	0	0	0	0	0
Mar 15	BA:	0	0	0	0	0	0	0	0	0	0	0
Base	OP:	150	30									
	OT:	150	30	10	0	0	0	0	0	0	0	0
Orig	BA:	0	0	0	0	0	0	0	0	0	0	0
Pres	OP:	288	49									
	OT:	279	49	19	8	6	0	0	0	0	0	0
Reest -	BA:	0	0	0	0	0	0	0	0	0	0	0
Mar15	OP:	0	0									
	OT:	0	0	0	0	0	0	0	0	0	0	0
Reest -	BA:	0	0	0	0	0	0	0	0	0	0	0
Orig	OP:	-138	-19									
	OT:	-129	-19	-9	-8	-6	0	0	0	0	0	0



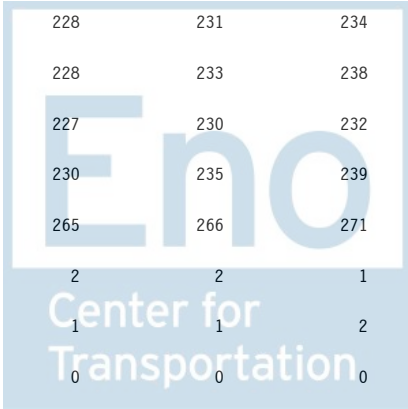
Sorted by FUNC, SFUN, TID, SUB
 (amounts in millions)

		2015	2016	2017	2018	2019	2020	2021	2022	2023	2024	2025
NATIONAL DEFENSE (050)												
Department of Defense Base Closure Account 2005												
097 0512 0 1 051 AA01 MC MC 01 0												
Appropriation												
Pres 16	BA:	0	0	0	0	0	0	0	0	0	0	0
Reest	OP:	88	60									
	OT:	88	60	40	30	30	20	10	0	0	0	0
Mar 15	BA:	0	0	0	0	0	0	0	0	0	0	0
Base	OP:	88	60									
	OT:	88	60	40	30	30	20	10	0	0	0	0
Orig	BA:	0	0	0	0	0	0	0	0	0	0	0
Pres	OP:	355	176									
	OT:	355	176	0	0	0	0	0	0	0	0	0
Reest -	BA:	0	0	0	0	0	0	0	0	0	0	0
Mar15	OP:	0	0									
	OT:	0	0	0	0	0	0	0	0	0	0	0
Reest -	BA:	0	0	0	0	0	0	0	0	0	0	0
Orig	OP:	-267	-116									
	OT:	-267	-116	40	30	30	20	10	0	0	0	0
Department of Defense Base Closure Account 2017												
097 0515 0 1 051 AA01 MC MC 01												
Appropriation												
Pres 16	BA:	0	0	0	584	632	429	438	446	455	464	474
Reest	OP:	0	0									
	OT:	0	0	0	29	119	291	422	462	452	442	447
Mar 15	BA:	0	0	0	0	0	0	0	0	0	0	0
Base	OP:	0	0									
	OT:	0	0	0	0	0	0	0	0	0	0	0
Orig	BA:	0	0	0	584	632	429	438	446	455	464	474
Pres	OP:	0	0									
	OT:	0	0	0	88	329	463	396	349	356	364	370
Reest -	BA:	0	0	0	584	632	429	438	446	455	464	474
Mar15	OP:	0	0									
	OT:	0	0	0	29	119	291	422	462	452	442	447
Reest -	BA:	0	0	0	0	0	0	0	0	0	0	0
Orig	OP:	0	0									
	OT:	0	0	0	-59	-210	-172	26	113	96	78	77



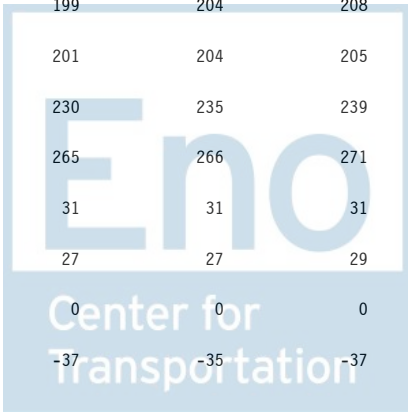
Sorted by FUNC, SFUN, TID, SUB
 (amounts in millions)

		2015	2016	2017	2018	2019	2020	2021	2022	2023	2024	2025
NATIONAL DEFENSE (050)												
Department of Defense Base Closure Account												
097 0516 0 1 051 AA01 MC MC 01 0												
Appropriation												
Pres 16	BA:	315	251	161	160	161	164	167	171	174	178	181
Reest	OP:	187	328									
	OT:	250	378	330	277	233	200	180	175	170	167	171
Mar 15	BA:	315	320	325	332	339	346	352	360	367	375	382
Base	OP:	187	328									
	OT:	250	392	377	358	350	346	344	348	350	352	359
Orig	BA:	315	251	161	160	161	164	167	171	174	178	181
Pres	OP:	450	260									
	OT:	582	365	215	177	168	165	164	167	170	174	177
Reest -	BA:	0	-69	-164	-172	-178	-182	-185	-189	-193	-197	-201
Mar15	OP:	0	0									
	OT:	0	-14	-47	-81	-117	-146	-164	-173	-180	-185	-188
Reest -	BA:	0	0	0	0	0	0	0	0	0	0	0
Orig	OP:	-263	68									
	OT:	-332	13	115	100	65	35	16	8	0	-7	-6
North Atlantic Treaty Organization security investment program												
097 0804 0 1 051 AA01 MC MC 01 0												
Appropriation												
Pres 16	BA:	200	120	210	213	217	221	225	230	235	239	244
Reest	OP:	194	194									
	OT:	200	198	190	168	198	219	224	228	231	234	237
Mar 15	BA:	200	203	207	211	215	219	224	228	233	238	243
Base	OP:	194	194									
	OT:	200	200	203	209	213	220	224	227	230	232	235
Orig	BA:	175	120	210	213	217	221	225	230	235	239	244
Pres	OP:	47	111									
	OT:	117	159	190	215	235	247	254	265	266	271	275
Reest -	BA:	0	-83	3	2	2	2	1	2	2	1	1
Mar15	OP:	0	0									
	OT:	0	-2	-13	-41	-15	-1	0	1	1	2	2
Reest -	BA:	25	0	0	0	0	0	0	0	0	0	0
Orig	OP:	147	83									
	OT:	83	39	0	-47	-37	-28	-30	-37	-35	-37	-38



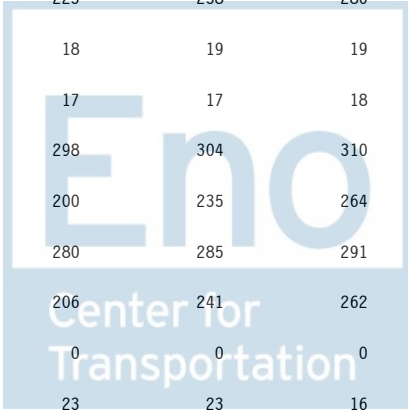
Sorted by FUNC, SFUN, TID, SUB
 (amounts in millions)

		2015	2016	2017	2018	2019	2020	2021	2022	2023	2024	2025
NATIONAL DEFENSE (050)												
097 0804 0 1 051 IA01 MC MC 01 0												
Rescission												
Pres 16	BA:	-25	0	0	0	0	0	0	0	0	0	0
Reest	OP:	0	0									
	OT:	0	0	0	0	0	0	0	0	0	0	0
Mar 15	BA:	-25	-25	-26	-26	-27	-27	-28	-29	-29	-30	-30
Base	OP:	0	0									
	OT:	0	-1	-5	-17	-23	-24	-25	-26	-26	-27	-27
Orig	BA:	0	0	0	0	0	0	0	0	0	0	0
Pres	OP:	0	0									
	OT:	0	0	0	0	0	0	0	0	0	0	0
Reest -	BA:	0	25	26	26	27	27	28	29	29	30	30
Mar15	OP:	0	0									
	OT:	0	1	5	17	23	24	25	26	26	27	27
Reest -	BA:	-25	0	0	0	0	0	0	0	0	0	0
Orig	OP:	0	0									
	OT:	0	0	0	0	0	0	0	0	0	0	0
Account Total for North Atlantic Treaty Organization security investment program												
Pres 16	BA:	175	120	210	213	217	221	225	230	235	239	244
Reest	OP:	194	194									
	OT:	200	198	190	168	198	219	224	228	231	234	237
Mar 15	BA:	175	178	181	185	188	192	196	199	204	208	213
Base	OP:	194	194									
	OT:	200	199	198	192	190	196	199	201	204	205	208
Orig	BA:	175	120	210	213	217	221	225	230	235	239	244
Pres	OP:	47	111						265	266	271	275
	OT:	117	159	190	215	235	247	254	265	266	271	275
Reest -	BA:	0	-58	29	28	29	29	29	31	31	31	31
Mar15	OP:	0	0									
	OT:	0	-1	-8	-24	8	23	25	27	27	29	29
Reest -	BA:	0	0	0	0	0	0	0	0	0	0	0
Orig	OP:	147	83									
	OT:	83	39	0	-47	-37	-28	-30	-37	-35	-37	-38



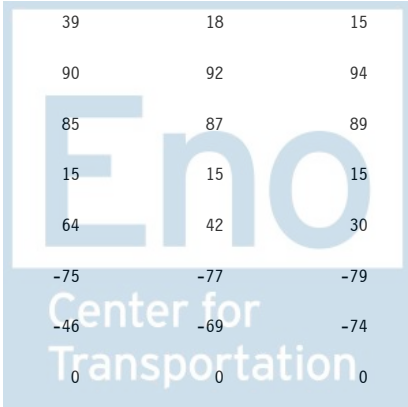
Sorted by FUNC, SFUN, TID, SUB
 (amounts in millions)

		2015	2016	2017	2018	2019	2020	2021	2022	2023	2024	2025
NATIONAL DEFENSE (050)												
Bureau Total for 00725 Military Construction												
Pres 16	BA:	5,651	7,024	7,260	7,397	6,753	6,100	6,222	6,346	6,474	6,603	6,735
Reest	OP:	9,102	8,359									
	OT:	8,819	8,094	7,444	7,261	7,000	6,704	6,377	6,175	6,103	6,149	6,244
Mar 15	BA:	5,651	5,740	5,844	5,965	6,086	6,214	6,339	6,474	6,608	6,747	6,885
Base	OP:	9,102	8,359									
	OT:	8,819	8,064	7,020	6,353	5,936	5,842	5,871	5,971	6,081	6,211	6,335
Orig	BA:	5,651	7,024	7,260	7,397	6,753	6,100	6,222	6,346	6,474	6,603	6,735
Pres	OP:	9,443	8,914									
	OT:	9,781	9,244	8,513	8,249	8,168	7,849	6,819	6,693	6,605	6,702	6,407
Reest -	BA:	0	1,284	1,416	1,432	667	-114	-117	-128	-134	-144	-150
Mar15	OP:	0	0									
	OT:	0	30	424	908	1,064	862	506	204	22	-62	-91
Reest -	BA:	0	0	0	0	0	0	0	0	0	0	0
Orig	OP:	-341	-555									
	OT:	-962	-1,150	-1,069	-988	-1,168	-1,145	-442	-518	-502	-553	-163
Family Housing												
Family housing construction, Navy and Marine Corps												
017 0730 0 1 051 AA01 MC MC 01 0												
Appropriation												
Pres 16	BA:	16	17	98	105	122	286	292	298	304	310	316
Reest	OP:	42	70									
	OT:	43	71	77	78	84	99	153	223	258	280	290
Mar 15	BA:	16	16	17	17	17	18	18	18	19	19	19
Base	OP:	42	70									
	OT:	43	71	73	56	29	16	17	17	17	18	18
Orig	BA:	16	17	98	105	122	286	292	298	304	310	316
Pres	OP:	92	65									
	OT:	93	66	44	48	71	96	135	200	235	264	283
Reest -	BA:	0	1	81	88	105	268	274	280	285	291	297
Mar15	OP:	0	0									
	OT:	0	0	4	22	55	83	136	206	241	262	272
Reest -	BA:	0	0	0	0	0	0	0	0	0	0	0
Orig	OP:	-50	5									
	OT:	-50	5	33	30	13	3	18	23	23	16	7



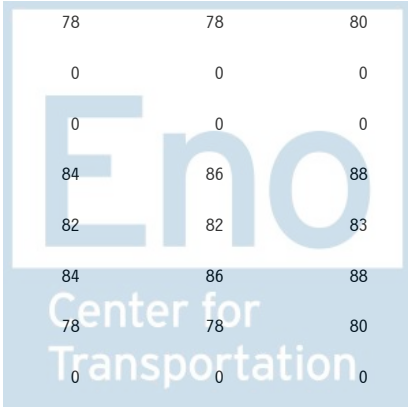
Sorted by FUNC, SFUN, TID, SUB
 (amounts in millions)

		2015	2016	2017	2018	2019	2020	2021	2022	2023	2024	2025
NATIONAL DEFENSE (050)												
Family housing operation and maintenance, Navy and Marine Corps												
017 0735 0 1 051 AA01 MC MC 01 0												
Appropriation												
Pres 16	BA:	354	353	369	383	393	400	408	416	424	433	442
Reest	OP:	85	123									
	OT:	301	338	347	359	369	377	385	392	400	408	417
Mar 15	BA:	354	360	367	376	384	393	402	411	421	430	440
Base	OP:	85	123									
	OT:	301	343	347	355	362	370	379	387	396	405	414
Orig	BA:	354	353	369	383	393	400	408	416	424	433	442
Pres	OP:	90	148									
	OT:	305	363	363	375	386	391	399	408	416	424	433
Reest -	BA:	0	-7	2	7	9	7	6	5	3	3	2
Mar15	OP:	0	0									
	OT:	0	-5	0	4	7	7	6	5	4	3	3
Reest -	BA:	0	0	0	0	0	0	0	0	0	0	0
Orig	OP:	-5	-25									
	OT:	-4	-25	-16	-16	-17	-14	-14	-16	-16	-16	-16
Family housing construction, Army												
021 0720 0 1 051 AA01 MC MC 01 0												
Appropriation												
Pres 16	BA:	79	100	256	31	186	14	14	15	15	15	15
Reest	OP:	51	70									
	OT:	57	78	99	153	123	127	75	39	18	15	15
Mar 15	BA:	79	80	82	83	85	87	88	90	92	94	96
Base	OP:	51	70									
	OT:	57	76	77	78	80	82	84	85	87	89	90
Orig	BA:	79	100	256	31	186	14	14	15	15	15	15
Pres	OP:	92	56									
	OT:	96	61	81	128	115	128	90	64	42	30	21
Reest -	BA:	0	20	174	-52	101	-73	-74	-75	-77	-79	-81
Mar15	OP:	0	0									
	OT:	0	2	22	75	43	45	-9	-46	-69	-74	-75
Reest -	BA:	0	0	0	0	0	0	0	0	0	0	0
Orig	OP:	-41	14									
	OT:	-39	17	18	25	8	-1	-15	-25	-24	-15	-6



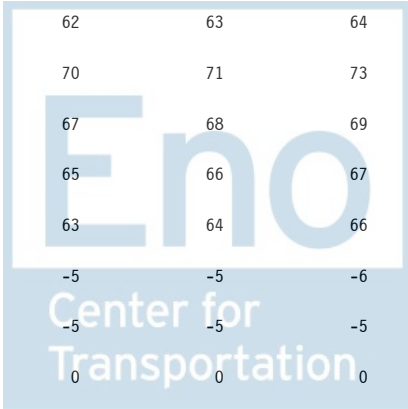
Sorted by FUNC, SFUN, TID, SUB
 (amounts in millions)

		2015	2016	2017	2018	2019	2020	2021	2022	2023	2024	2025
NATIONAL DEFENSE (050)												
Family housing operation and maintenance, Army												
021 0725 0 1 051 AA01 MC MC 01 0												
Appropriation												
Pres 16	BA:	351	394	415	413	425	410	418	427	435	444	453
Reest	OP:	156	157									
	OT:	349	374	399	401	406	398	399	406	412	420	428
Mar 15	BA:	351	357	364	372	380	388	396	405	414	423	432
Base	OP:	156	157									
	OT:	349	353	363	364	366	368	374	382	391	399	408
Orig	BA:	351	394	415	413	425	410	418	427	435	444	453
Pres	OP:	208	212									
	OT:	422	452	427	413	416	409	412	418	425	434	442
Reest -	BA:	0	37	51	41	45	22	22	22	21	21	21
Mar15	OP:	0	0									
	OT:	0	21	36	37	40	30	25	24	21	21	20
Reest -	BA:	0	0	0	0	0	0	0	0	0	0	0
Orig	OP:	-52	-55									
	OT:	-73	-78	-28	-12	-10	-11	-13	-12	-13	-14	-14
Family housing construction, Air Force												
057 0740 0 1 051 AA01 MC MC 01 0												
Appropriation												
Pres 16	BA:	0	160	77	78	79	81	83	84	86	88	89
Reest	OP:	107	87									
	OT:	107	98	102	105	105	81	78	78	78	80	81
Mar 15	BA:	0	0	0	0	0	0	0	0	0	0	0
Base	OP:	107	87									
	OT:	107	87	73	40	17	4	2	0	0	0	0
Orig	BA:	0	160	77	78	79	81	83	84	86	88	89
Pres	OP:	116	8									
	OT:	116	24	46	71	78	83	80	82	82	83	84
Reest -	BA:	0	160	77	78	79	81	83	84	86	88	89
Mar15	OP:	0	0									
	OT:	0	11	29	65	88	77	76	78	78	80	81
Reest -	BA:	0	0	0	0	0	0	0	0	0	0	0
Orig	OP:	-9	79									
	OT:	-9	74	56	34	27	-2	-2	-4	-4	-3	-3




Sorted by FUNC, SFUN, TID, SUB
 (amounts in millions)

		2015	2016	2017	2018	2019	2020	2021	2022	2023	2024	2025
NATIONAL DEFENSE (050)												
Family housing operation and maintenance, Air Force												
057 0745 0 1 051 AA01 MC MC 01 0												
Appropriation												
Pres 16	BA:	328	331	320	321	319	326	333	339	346	353	360
Reest	OP:	74	115									
	OT:	271	314	317	314	311	314	320	326	332	339	346
Mar 15	BA:	328	333	339	346	353	360	367	375	382	390	398
Base	OP:	74	115									
	OT:	271	315	329	334	340	346	353	360	367	374	382
Orig	BA:	328	331	320	321	319	326	333	339	346	353	360
Pres	OP:	99	167									
	OT:	288	358	341	326	320	321	327	332	339	345	352
Reest -	BA:	0	-2	-19	-25	-34	-34	-34	-36	-36	-37	-38
Mar15	OP:	0	0									
	OT:	0	-1	-12	-20	-29	-32	-33	-34	-35	-35	-36
Reest -	BA:	0	0	0	0	0	0	0	0	0	0	0
Orig	OP:	-25	-52									
	OT:	-17	-44	-24	-12	-9	-7	-7	-6	-7	-6	-6
Family housing operation and maintenance, Defense-Wide												
097 0765 0 1 051 AA01 MC MC 01 0												
Appropriation												
Pres 16	BA:	61	59	59	61	61	62	63	65	66	67	68
Reest	OP:	9	9									
	OT:	58	56	56	58	58	59	60	62	63	64	65
Mar 15	BA:	61	62	63	64	66	67	68	70	71	73	74
Base	OP:	9	9									
	OT:	58	59	60	61	63	64	65	67	68	69	71
Orig	BA:	61	59	59	61	61	62	63	65	66	67	68
Pres	OP:	8	12									
	OT:	57	60	59	60	60	61	62	63	64	66	67
Reest -	BA:	0	-3	-4	-3	-5	-5	-5	-5	-5	-6	-6
Mar15	OP:	0	0									
	OT:	0	-3	-4	-3	-5	-5	-5	-5	-5	-5	-6
Reest -	BA:	0	0	0	0	0	0	0	0	0	0	0
Orig	OP:	1	-3									
	OT:	1	-4	-3	-2	-2	-2	-2	-1	-1	-2	-2



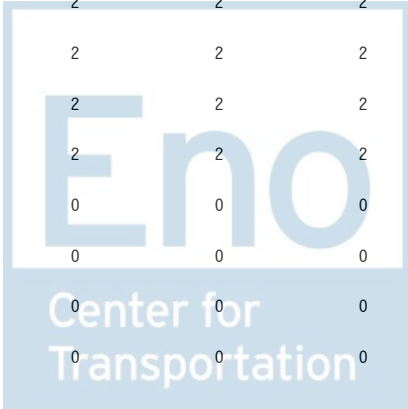
Sorted by FUNC, SFUN, TID, SUB
 (amounts in millions)

		2015	2016	2017	2018	2019	2020	2021	2022	2023	2024	2025
NATIONAL DEFENSE (050)												
Department of Defense family housing improvement fund												
097 0834 0 1 051 AA02 MC MC 01 0												
Appropriation												
Pres 16	BA:	2	0	2	2	2	2	2	2	2	2	2
Reest	OP:	42	69									
	OT:	44	69	45	27	3	3	2	2	2	2	2
Mar 15	BA:	2	2	2	2	2	2	2	2	2	2	2
Base	OP:	42	69									
	OT:	44	71	45	27	3	3	2	2	2	2	2
Orig	BA:	2	0	2	2	2	2	2	2	2	2	2
Pres	OP:	120	60									
	OT:	120	60	11	5	3	4	2	2	2	2	2
Reest -	BA:	0	-2	0	0	0	0	0	0	0	0	0
Mar15	OP:	0	0									
	OT:	0	-2	0	0	0	0	0	0	0	0	0
Reest -	BA:	0	0	0	0	0	0	0	0	0	0	0
Orig	OP:	-78	9									
	OT:	-76	9	34	22	0	-1	0	0	0	0	0
097 0834 0 1 051 BA01 22 66 10 A RG												
Federal Fund												
Pres 16	BA:	1	0	0	0	0	0	0	0	0	0	0
Reest	OP:	0	0									
	OT:	1	0	0	0	0	0	0	0	0	0	0
Mar 15	BA:	1	0	0	0	0	0	0	0	0	0	0
Base	OP:	0	0									
	OT:	1	0	0	0	0	0	0	0	0	0	0
Orig	BA:	1	0	0	0	0	0	0	0	0	0	0
Pres	OP:	0	0									
	OT:	1	0	0	0	0	0	0	0	0	0	0
Reest -	BA:	0	0	0	0	0	0	0	0	0	0	0
Mar15	OP:	0	0									
	OT:	0	0	0	0	0	0	0	0	0	0	0
Reest -	BA:	0	0	0	0	0	0	0	0	0	0	0
Orig	OP:	0	0									
	OT:	0	0	0	0	0	0	0	0	0	0	0



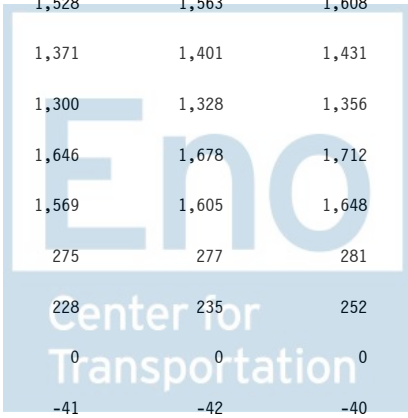
Sorted by FUNC, SFUN, TID, SUB
 (amounts in millions)

		2015	2016	2017	2018	2019	2020	2021	2022	2023	2024	2025
NATIONAL DEFENSE (050)												
097 0834 0 1 051 BA02 22 66 10 A RD												
Federal Fund												
Pres 16	BA:	-62	0	0	0	0	0	0	0	0	0	0
Reest	OP:	0	0									
	OT:	-62	0	0	0	0	0	0	0	0	0	0
Mar 15	BA:	-62	0	0	0	0	0	0	0	0	0	0
Base	OP:	0	0									
	OT:	-62	0	0	0	0	0	0	0	0	0	0
Orig	BA:	-62	0	0	0	0	0	0	0	0	0	0
Pres	OP:	0	0									
	OT:	-62	0	0	0	0	0	0	0	0	0	0
Reest -	BA:	0	0	0	0	0	0	0	0	0	0	0
Mar15	OP:	0	0									
	OT:	0	0	0	0	0	0	0	0	0	0	0
Reest -	BA:	0	0	0	0	0	0	0	0	0	0	0
Orig	OP:	0	0									
	OT:	0	0	0	0	0	0	0	0	0	0	0
Account Total for Department of Defense family housing improvement fund												
Pres 16	BA:	-59	0	2	2	2	2	2	2	2	2	2
Reest	OP:	42	69									
	OT:	-17	69	45	27	3	3	2	2	2	2	2
Mar 15	BA:	-59	2	2	2	2	2	2	2	2	2	2
Base	OP:	42	69									
	OT:	-17	71	45	27	3	3	2	2	2	2	2
Orig	BA:	-59	0	2	2	2	2	2	2	2	2	2
Pres	OP:	120	60									
	OT:	59	60	11	5	3	4	2	2	2	2	2
Reest -	BA:	0	-2	0	0	0	0	0	0	0	0	0
Mar15	OP:	0	0									
	OT:	0	-2	0	0	0	0	0	0	0	0	0
Reest -	BA:	0	0	0	0	0	0	0	0	0	0	0
Orig	OP:	-78	9									
	OT:	-76	9	34	22	0	-1	0	0	0	0	0



Sorted by FUNC, SFUN, TID, SUB
 (amounts in millions)

		2015	2016	2017	2018	2019	2020	2021	2022	2023	2024	2025
NATIONAL DEFENSE (050)												
Homeowners assistance fund												
097 4090 0 3 051 IA01 MC MC 01 A												
Rescission												
House sec.131/Senate sec.134												
Pres 16	BA:	-64	0	0	0	0	0	0	0	0	0	0
Reest	OP:	0	0									
	OT:	0	0	0	0	0	0	0	0	0	0	0
Mar 15	BA:	-64	0	0	0	0	0	0	0	0	0	0
Base	OP:	0	0									
	OT:	0	0	0	0	0	0	0	0	0	0	0
Orig	BA:	-64	0	0	0	0	0	0	0	0	0	0
Pres	OP:	0	6									
	OT:	0	6	0	0	0	0	0	0	0	0	0
Reest -	BA:	0	0	0	0	0	0	0	0	0	0	0
Mar15	OP:	0	0									
	OT:	0	0	0	0	0	0	0	0	0	0	0
Reest -	BA:	0	0	0	0	0	0	0	0	0	0	0
Orig	OP:	0	-6									
	OT:	0	-6	0	0	0	0	0	0	0	0	0
Bureau Total for 00730 Family Housing												
Pres 16	BA:	1,066	1,414	1,596	1,394	1,587	1,581	1,613	1,646	1,678	1,712	1,745
Reest	OP:	566	700									
	OT:	1,169	1,398	1,442	1,495	1,459	1,458	1,472	1,528	1,563	1,608	1,644
Mar 15	BA:	1,066	1,210	1,234	1,260	1,287	1,315	1,341	1,371	1,401	1,431	1,461
Base	OP:	566	700									
	OT:	1,169	1,375	1,367	1,315	1,260	1,253	1,276	1,300	1,328	1,356	1,385
Orig	BA:	1,066	1,414	1,596	1,394	1,587	1,581	1,613	1,646	1,678	1,712	1,745
Pres	OP:	825	734									
	OT:	1,436	1,450	1,372	1,426	1,449	1,493	1,507	1,569	1,605	1,648	1,684
Reest -	BA:	0	204	362	134	300	266	272	275	277	281	284
Mar15	OP:	0	0									
	OT:	0	23	75	180	199	205	196	228	235	252	259
Reest -	BA:	0	0	0	0	0	0	0	0	0	0	0
Orig	OP:	-259	-34									
	OT:	-267	-52	70	69	10	-35	-35	-41	-42	-40	-40



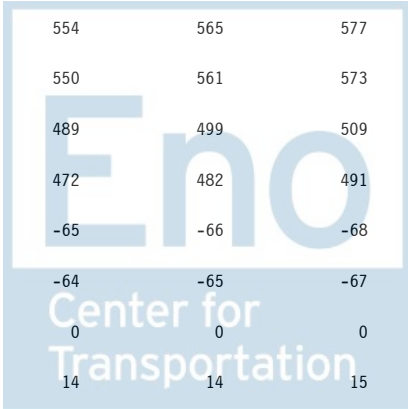
Sorted by FUNC, SFUN, TID, SUB
 (amounts in millions)

		2015	2016	2017	2018	2019	2020	2021	2022	2023	2024	2025
NATIONAL DEFENSE (050)												
Revolving and Management Funds												
National defense sealift fund												
017 4557 0 4 051 AA01 DE DE 01 0												
Appropriation												
Pres 16	BA:	194	201	450	442	460	470	479	489	499	509	519
Reest	OP:	192	104									
	OT:	320	237	438	439	457	468	476	486	496	506	516
Mar 15	BA:	194	197	200	204	209	213	217	222	226	231	235
Base	OP:	192	104									
	OT:	320	234	209	205	206	210	214	219	223	228	232
Orig	BA:	485	474	450	442	460	470	479	489	499	509	519
Pres	OP:	343	280									
	OT:	537	470	473	423	438	449	455	472	482	491	501
Reest -	BA:	0	4	250	238	251	257	262	267	273	278	284
Mar15	OP:	0	0									
	OT:	0	3	229	234	251	258	262	267	273	278	284
Reest -	BA:	-291	-273	0	0	0	0	0	0	0	0	0
Orig	OP:	-151	-176									
	OT:	-217	-233	-35	16	19	19	21	14	14	15	15




Sorted by FUNC, SFUN, TID, SUB
 (amounts in millions)

		2015	2016	2017	2018	2019	2020	2021	2022	2023	2024	2025
NATIONAL DEFENSE (050)												
017 4557 0 4 051 AA02 DE DE 01 0												
Appropriation												
Ready Reserve Force												
Pres 16	BA:	291	273	0	0	0	0	0	0	0	0	0
Reest	OP:	0	29									
	OT:	262	275	27	0	0	0	0	0	0	0	0
Mar 15	BA:	291	295	301	307	313	319	326	332	339	346	353
Base	OP:	0	29									
	OT:	262	295	300	306	312	318	325	331	338	345	352
Orig	BA:	0	0	0	0	0	0	0	0	0	0	0
Pres	OP:	0	0									
	OT:	0	0	0	0	0	0	0	0	0	0	0
Reest -	BA:	0	-22	-301	-307	-313	-319	-326	-332	-339	-346	-353
Mar15	OP:	0	0									
	OT:	0	-20	-273	-306	-312	-318	-325	-331	-338	-345	-352
Reest -	BA:	291	273	0	0	0	0	0	0	0	0	0
Orig	OP:	0	29									
	OT:	262	275	27	0	0	0	0	0	0	0	0
Account Total for National defense sealift fund												
Pres 16	BA:	485	474	450	442	460	470	479	489	499	509	519
Reest	OP:	192	133									
	OT:	582	512	465	439	457	468	476	486	496	506	516
Mar 15	BA:	485	492	501	511	522	532	543	554	565	577	588
Base	OP:	192	133									
	OT:	582	529	509	511	518	528	539	550	561	573	584
Orig	BA:	485	474	450	442	460	470	479	489	499	509	519
Pres	OP:	343	280									
	OT:	537	470	473	423	438	449	455	472	482	491	501
Reest -	BA:	0	-18	-51	-69	-62	-62	-64	-65	-66	-68	-69
Mar15	OP:	0	0									
	OT:	0	-17	-44	-72	-61	-60	-63	-64	-65	-67	-68
Reest -	BA:	0	0	0	0	0	0	0	0	0	0	0
Orig	OP:	-151	-147									
	OT:	45	42	-8	16	19	19	21	14	14	15	15




Sorted by FUNC, SFUN, TID, SUB
 (amounts in millions)

		2015	2016	2017	2018	2019	2020	2021	2022	2023	2024	2025
NATIONAL DEFENSE (050)												
National defense stockpile transaction fund												
097 4555 0 3 051 BD01 22 66 10 N												
Public Enterprise Fund												
Receipts Retained in the T-Fund												
Pres 16	BA:	0	0	0	0	0	0	0	0	0	0	0
Reest	OP:	0	0									
	OT:	10	10	10	10	10	10	10	10	10	10	10
Mar 15	BA:	0	0	0	0	0	0	0	0	0	0	0
Base	OP:	0	0									
	OT:	10	10	10	10	10	10	10	10	10	10	10
Orig	BA:	15	27	0	0	0	0	0	0	0	0	0
Pres	OP:	23	50									
	OT:	1	15	18	16	0	-12	1	2	2	2	2
Reest -	BA:	0	0	0	0	0	0	0	0	0	0	0
Mar15	OP:	0	0									
	OT:	0	0	0	0	0	0	0	0	0	0	0
Reest -	BA:	-15	-27	0	0	0	0	0	0	0	0	0
Orig	OP:	-23	-50									
	OT:	9	-5	-8	-6	10	22	9	8	8	8	8
097 4555 0 3 051 BS01 22 66 10 A												
Sequester												
Pres 16	BA:	-33	0	0	0	0	0	0	0	0	0	0
Reest	OP:	0	0									
	OT:	0	0	0	0	0	0	0	0	0	0	0
Mar 15	BA:	-33	-27	0	0	0	0	0	0	0	0	0
Base	OP:	0	0									
	OT:	0	0	0	0	0	0	0	0	0	0	0
Orig	BA:	0	0	0	0	0	0	0	0	0	0	0
Pres	OP:	0	0									
	OT:	0	0	0	0	0	0	0	0	0	0	0
Reest -	BA:	0	27	0	0	0	0	0	0	0	0	0
Mar15	OP:	0	0									
	OT:	0	0	0	0	0	0	0	0	0	0	0
Reest -	BA:	-33	0	0	0	0	0	0	0	0	0	0
Orig	OP:	0	0									
	OT:	0	0	0	0	0	0	0	0	0	0	0




Sorted by FUNC, SFUN, TID, SUB
 (amounts in millions)

		2015	2016	2017	2018	2019	2020	2021	2022	2023	2024	2025
NATIONAL DEFENSE (050)												
097 4555 0 3 051 BS20 22 66 10 A												
Sequester												
		Pop up										
Pres 16	BA:	42	33	0	0	0	0	0	0	0	0	0
Reest	OP:	0	0									
	OT:	0	0	0	0	0	0	0	0	0	0	0
Mar 15	BA:	42	33	27	0	0	0	0	0	0	0	0
Base	OP:	0	0									
	OT:	0	0	0	0	0	0	0	0	0	0	0
Orig	BA:	0	0	0	0	0	0	0	0	0	0	0
Pres	OP:	0	0									
	OT:	0	0	0	0	0	0	0	0	0	0	0
Reest -	BA:	0	0	-27	0	0	0	0	0	0	0	0
Mar15	OP:	0	0									
	OT:	0	0	0	0	0	0	0	0	0	0	0
Reest -	BA:	42	33	0	0	0	0	0	0	0	0	0
Orig	OP:	0	0									
	OT:	0	0	0	0	0	0	0	0	0	0	0
Account Total for National defense stockpile transaction fund												
Pres 16	BA:	9	33	0	0	0	0	0	0	0	0	0
Reest	OP:	0	0									
	OT:	10	10	10	10	10	10	10	10	10	10	10
Mar 15	BA:	9	6	27	0	0	0	0	0	0	0	0
Base	OP:	0	0									
	OT:	10	10	10	10	10	10	10	10	10	10	10
Orig	BA:	15	27	0	0	0	0	0	0	0	0	0
Pres	OP:	23	50									
	OT:	1	15	18	16	0	-12	1	2	2	2	2
Reest -	BA:	0	27	-27	0	0	0	0	0	0	0	0
Mar15	OP:	0	0									
	OT:	0	0	0	0	0	0	0	0	0	0	0
Reest -	BA:	-6	6	0	0	0	0	0	0	0	0	0
Orig	OP:	-23	-50									
	OT:	9	-5	-8	-6	10	22	9	8	8	8	8



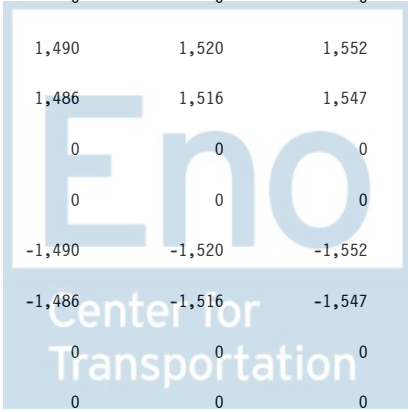
Sorted by FUNC, SFUN, TID, SUB
 (amounts in millions)

		2015	2016	2017	2018	2019	2020	2021	2022	2023	2024	2025
NATIONAL DEFENSE (050)												
Defense Working Capital Funds												
097 4930 0 4 051 AA01 DE DE 01 0												
Appropriation												
Pres 16	BA:	344	159	166	145	131	145	148	150	155	156	160
Reest	OP:	237	160									
	OT:	495	279	194	154	137	143	147	149	154	155	159
Mar 15	BA:	344	349	355	363	370	377	385	393	401	409	417
Base	OP:	237	160									
	OT:	495	422	374	362	368	375	383	390	398	406	414
Orig	BA:	1,649	1,312	166	145	131	145	148	150	155	156	160
Pres	OP:	-543	3,136									
	OT:	859	4,251	5,662	407	-783	-855	-783	-798	-812	-829	-845
Reest -	BA:	0	-190	-189	-218	-239	-232	-237	-243	-246	-253	-257
Mar15	OP:	0	0									
	OT:	0	-143	-180	-208	-231	-232	-236	-241	-244	-251	-255
Reest -	BA:	-1,305	-1,153	0	0	0	0	0	0	0	0	0
Orig	OP:	780	-2,976									
	OT:	-364	-3,972	-5,468	-253	920	998	930	947	966	984	1,004
097 4930 0 4 051 AA02 DE DE 01 0 WAR15												
Appropriation												
Pres 16	BA:	91	0	0	0	0	0	0	0	0	0	0
Reest	OP:	0	30									
	OT:	34	30	20	7	1	0	0	0	0	0	0
Mar 15	BA:	91	92	94	96	98	100	102	104	106	108	110
Base	OP:	0	30									
	OT:	34	65	85	93	96	98	100	102	104	106	108
Orig	BA:	92	0	0	0	0	0	0	0	0	0	0
Pres	OP:	0	14									
	OT:	78	14	0	0	0	0	0	0	0	0	0
Reest -	BA:	0	-92	-94	-96	-98	-100	-102	-104	-106	-108	-110
Mar15	OP:	0	0									
	OT:	0	-35	-65	-86	-95	-98	-100	-102	-104	-106	-108
Reest -	BA:	-1	0	0	0	0	0	0	0	0	0	0
Orig	OP:	0	16									
	OT:	-44	16	20	7	1	0	0	0	0	0	0




Sorted by FUNC, SFUN, TID, SUB
 (amounts in millions)

		2015	2016	2017	2018	2019	2020	2021	2022	2023	2024	2025
NATIONAL DEFENSE (050)												
097 4930 0 4 051 AA03 DE DE 01 War16												
Appropriation												
Pres 16	BA:	0	89	0	0	0	0	0	0	0	0	0
Reest	OP:	0	0									
	OT:	0	33	29	19	7	1	0	0	0	0	0
Mar 15	BA:	0	0	0	0	0	0	0	0	0	0	0
Base	OP:	0	0									
	OT:	0	0	0	0	0	0	0	0	0	0	0
Orig	BA:	0	88	0	0	0	0	0	0	0	0	0
Pres	OP:	0	0									
	OT:	0	75	13	0	0	0	0	0	0	0	0
Reest -	BA:	0	89	0	0	0	0	0	0	0	0	0
Mar15	OP:	0	0									
	OT:	0	33	29	19	7	1	0	0	0	0	0
Reest -	BA:	0	1	0	0	0	0	0	0	0	0	0
Orig	OP:	0	0									
	OT:	0	-42	16	19	7	1	0	0	0	0	0
097 4930 0 4 051 AA04 DE DE 01 0												
Appropriation												
Commissary salaries												
Pres 16	BA:	1,305	1,154	0	0	0	0	0	0	0	0	0
Reest	OP:	205	196									
	OT:	1,314	1,177	173	0	0	0	0	0	0	0	0
Mar 15	BA:	1,305	1,325	1,348	1,375	1,403	1,432	1,460	1,490	1,520	1,552	1,583
Base	OP:	205	196									
	OT:	1,314	1,322	1,345	1,371	1,399	1,428	1,456	1,486	1,516	1,547	1,578
Orig	BA:	0	0	0	0	0	0	0	0	0	0	0
Pres	OP:	0	0									
	OT:	0	0	0	0	0	0	0	0	0	0	0
Reest -	BA:	0	-171	-1,348	-1,375	-1,403	-1,432	-1,460	-1,490	-1,520	-1,552	-1,583
Mar15	OP:	0	0									
	OT:	0	-145	-1,172	-1,371	-1,399	-1,428	-1,456	-1,486	-1,516	-1,547	-1,578
Reest -	BA:	1,305	1,154	0	0	0	0	0	0	0	0	0
Orig	OP:	205	196									
	OT:	1,314	1,177	173	0	0	0	0	0	0	0	0



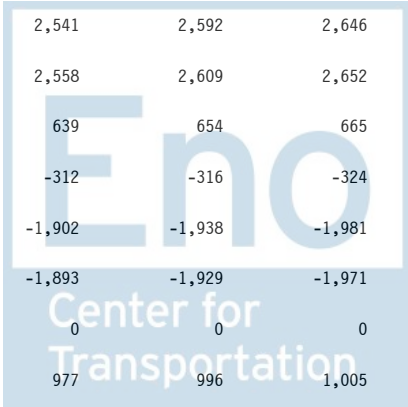
Sorted by FUNC, SFUN, TID, SUB
 (amounts in millions)

		2015	2016	2017	2018	2019	2020	2021	2022	2023	2024	2025
NATIONAL DEFENSE (050)												
Account Total for Defense Working Capital Funds												
Pres 16	BA:	1,740	1,402	166	145	131	145	148	150	155	156	160
Reest	OP:	442	386									
	OT:	1,843	1,519	416	180	145	144	147	149	154	155	159
Mar 15	BA:	1,740	1,766	1,797	1,834	1,871	1,909	1,947	1,987	2,027	2,069	2,110
Base	OP:	442	386									
	OT:	1,843	1,809	1,804	1,826	1,863	1,901	1,939	1,978	2,018	2,059	2,100
Orig	BA:	1,741	1,400	166	145	131	145	148	150	155	156	160
Pres	OP:	-543	3,150									
	OT:	937	4,340	5,675	407	-783	-855	-783	-798	-812	-829	-845
Reest -	BA:	0	-364	-1,631	-1,689	-1,740	-1,764	-1,799	-1,837	-1,872	-1,913	-1,950
Mar15	OP:	0	0									
	OT:	0	-290	-1,388	-1,646	-1,718	-1,757	-1,792	-1,829	-1,864	-1,904	-1,941
Reest -	BA:	-1	2	0	0	0	0	0	0	0	0	0
Orig	OP:	985	-2,764									
	OT:	906	-2,821	-5,259	-227	928	999	930	947	966	984	1,004
Buildings maintenance fund												
097 4931 0 4 051 BE01 22 66 10												
Intragovernmental Fund												
Pres 16	BA:	0	0	0	0	0	0	0	0	0	0	0
Reest	OP:	0	0									
	OT:	0	0	0	0	0	0	0	0	0	0	0
Mar 15	BA:	0	0	0	0	0	0	0	0	0	0	0
Base	OP:	0	0									
	OT:	0	0	0	0	0	0	0	0	0	0	0
Orig	BA:	0	0	0	0	0	0	0	0	0	0	0
Pres	OP:	76	107									
	OT:	-18	-3	15	10	10	3	3	3	3	3	1
Reest -	BA:	0	0	0	0	0	0	0	0	0	0	0
Mar15	OP:	0	0									
	OT:	0	0	0	0	0	0	0	0	0	0	0
Reest -	BA:	0	0	0	0	0	0	0	0	0	0	0
Orig	OP:	-76	-107									
	OT:	18	3	-15	-10	-10	-3	-3	-3	-3	-3	-1




Sorted by FUNC, SFUN, TID, SUB
 (amounts in millions)

		2015	2016	2017	2018	2019	2020	2021	2022	2023	2024	2025
NATIONAL DEFENSE (050)												
Pentagon reservation maintenance revolving fund												
097 4950 0 4 051 BE01 22 66 10 N												
Intragovernmental Fund												
Pres 16	BA:	0	0	0	0	0	0	0	0	0	0	0
Reest	OP:	0	0									
	OT:	48	25	20	20	20	20	20	20	20	10	10
Mar 15	BA:	0	0	0	0	0	0	0	0	0	0	0
Base	OP:	0	0									
	OT:	48	25	20	20	20	20	20	20	20	10	10
Orig	BA:	0	0	0	0	0	0	0	0	0	0	0
Pres	OP:	136	207									
	OT:	-14	4	37	34	15	11	9	9	9	9	9
Reest -	BA:	0	0	0	0	0	0	0	0	0	0	0
Mar15	OP:	0	0									
	OT:	0	0	0	0	0	0	0	0	0	0	0
Reest -	BA:	0	0	0	0	0	0	0	0	0	0	0
Orig	OP:	-136	-207									
	OT:	62	21	-17	-14	5	9	11	11	11	1	1
Bureau Total for 00740 Revolving and Management Funds												
Pres 16	BA:	2,234	1,909	616	587	591	615	627	639	654	665	679
Reest	OP:	634	519									
	OT:	2,483	2,066	911	649	632	642	653	665	680	681	695
Mar 15	BA:	2,234	2,264	2,325	2,345	2,393	2,441	2,490	2,541	2,592	2,646	2,698
Base	OP:	634	519									
	OT:	2,483	2,373	2,343	2,367	2,411	2,459	2,508	2,558	2,609	2,652	2,704
Orig	BA:	2,241	1,901	616	587	591	615	627	639	654	665	679
Pres	OP:	35	3,794						-312	-316	-324	-332
	OT:	1,443	4,826	6,218	890	-320	-404	-315	-1,902	-1,938	-1,981	-2,019
Reest -	BA:	0	-355	-1,709	-1,758	-1,802	-1,826	-1,863	-1,893	-1,929	-1,971	-2,009
Mar15	OP:	0	0						0	0	0	0
	OT:	0	-307	-1,432	-1,718	-1,779	-1,817	-1,855	0	0	0	0
Reest -	BA:	-7	8	0	0	0	0	0	0	0	0	0
Orig	OP:	599	-3,275						977	996	1,005	1,027
	OT:	1,040	-2,760	-5,307	-241	952	1,046	968				




Sorted by FUNC, SFUN, TID, SUB
 (amounts in millions)

		2015	2016	2017	2018	2019	2020	2021	2022	2023	2024	2025
NATIONAL DEFENSE (050)												
Allowances												
General transfer authority outlay allowance												
097 9918 0 1 051 AA01 DE DE 01 N												
Appropriation												
Pres 16	BA:	0	0	0	0	0	0	0	0	0	0	0
Reest	OP:	0	-90									
	OT:	225	160	83	30	3	0	0	0	0	0	0
Mar 15	BA:	0	0	0	0	0	0	0	0	0	0	0
Base	OP:	0	-90									
	OT:	225	135	68	23	0	0	0	0	0	0	0
Orig	BA:	0	0	0	0	0	0	0	0	0	0	0
Pres	OP:	0	0									
	OT:	0	0	0	0	0	0	0	0	0	0	0
Reest -	BA:	0	0	0	0	0	0	0	0	0	0	0
Mar15	OP:	0	0									
	OT:	0	25	15	7	3	0	0	0	0	0	0
Reest -	BA:	0	0	0	0	0	0	0	0	0	0	0
Orig	OP:	0	-90									
	OT:	225	160	83	30	3	0	0	0	0	0	0
097 9918 0 1 051 AA03 DE DE 01 N WAR15												
Appropriation												
Pres 16	BA:	0	0	0	0	0	0	0	0	0	0	0
Reest	OP:	0	-35									
	OT:	88	-35	-26	-18	-9	0	0	0	0	0	0
Mar 15	BA:	0	0	0	0	0	0	0	0	0	0	0
Base	OP:	0	-35									
	OT:	88	53	27	9	0	0	0	0	0	0	0
Orig	BA:	0	0	0	0	0	0	0	0	0	0	0
Pres	OP:	0	0									
	OT:	0	0	0	0	0	0	0	0	0	0	0
Reest -	BA:	0	0	0	0	0	0	0	0	0	0	0
Mar15	OP:	0	0									
	OT:	0	-88	-53	-27	-9	0	0	0	0	0	0
Reest -	BA:	0	0	0	0	0	0	0	0	0	0	0
Orig	OP:	0	-35									
	OT:	88	-35	-26	-18	-9	0	0	0	0	0	0



Sorted by FUNC, SFUN, TID, SUB
 (amounts in millions)

		2015	2016	2017	2018	2019	2020	2021	2022	2023	2024	2025
NATIONAL DEFENSE (050)												
097 9918 0 1 051 AA04 DE DE 01 WAR16												
Appropriation												
Pres 16	BA:	0	0	0	0	0	0	0	0	0	0	0
Reest	OP:	0	0									
	OT:	0	88	-35	-26	-18	-9	0	0	0	0	0
Mar 15	BA:	0	0	0	0	0	0	0	0	0	0	0
Base	OP:	0	0									
	OT:	0	0	0	0	0	0	0	0	0	0	0
Orig	BA:	0	0	0	0	0	0	0	0	0	0	0
Pres	OP:	0	0									
	OT:	0	0	0	0	0	0	0	0	0	0	0
Reest -	BA:	0	0	0	0	0	0	0	0	0	0	0
Mar15	OP:	0	0									
	OT:	0	88	-35	-26	-18	-9	0	0	0	0	0
Reest -	BA:	0	0	0	0	0	0	0	0	0	0	0
Orig	OP:	0	0									
	OT:	0	88	-35	-26	-18	-9	0	0	0	0	0
Account Total for General transfer authority outlay allowance												
Pres 16	BA:	0	0	0	0	0	0	0	0	0	0	0
Reest	OP:	0	-125									
	OT:	313	213	22	-14	-24	-9	0	0	0	0	0
Mar 15	BA:	0	0	0	0	0	0	0	0	0	0	0
Base	OP:	0	-125									
	OT:	313	188	95	32	0	0	0	0	0	0	0
Orig	BA:	0	0	0	0	0	0	0	0	0	0	0
Pres	OP:	0	0									
	OT:	0	0	0	0	0	0	0	0	0	0	0
Reest -	BA:	0	0	0	0	0	0	0	0	0	0	0
Mar15	OP:	0	0									
	OT:	0	25	-73	-46	-24	-9	0	0	0	0	0
Reest -	BA:	0	0	0	0	0	0	0	0	0	0	0
Orig	OP:	0	-125									
	OT:	313	213	22	-14	-24	-9	0	0	0	0	0




Sorted by FUNC, SFUN, TID, SUB
 (amounts in millions)

		2015	2016	2017	2018	2019	2020	2021	2022	2023	2024	2025
NATIONAL DEFENSE (050)												
Bureau Total for 00745 Allowances												
Pres 16	BA:	0	0	0	0	0	0	0	0	0	0	0
Reest	OP:	0	-125									
	OT:	313	213	22	-14	-24	-9	0	0	0	0	0
Mar 15	BA:	0	0	0	0	0	0	0	0	0	0	0
Base	OP:	0	-125									
	OT:	313	188	95	32	0	0	0	0	0	0	0
Orig	BA:	0	0	0	0	0	0	0	0	0	0	0
Pres	OP:	0	0									
	OT:	0	0	0	0	0	0	0	0	0	0	0
Reest -	BA:	0	0	0	0	0	0	0	0	0	0	0
Mar15	OP:	0	0									
	OT:	0	25	-73	-46	-24	-9	0	0	0	0	0
Reest -	BA:	0	0	0	0	0	0	0	0	0	0	0
Orig	OP:	0	-125									
	OT:	313	213	22	-14	-24	-9	0	0	0	0	0
Trust Funds												
Other DOD trust funds												
021 9971 0 7 051 BB01 22 66 10 A												
Trust Fund												
Pres 16	BA:	30	30	30	30	30	30	30	30	30	30	30
Reest	OP:	8	8									
	OT:	31	31	30	30	30	30	30	30	30	30	30
Mar 15	BA:	30	30	30	30	30	30	30	30	30	30	30
Base	OP:	8	8									
	OT:	31	31	30	30	30	30	30	30	30	30	30
Orig	BA:	26	26	26	26	26	26	26	26	26	26	26
Pres	OP:	20	8									
	OT:	46	33	26	26	26	26	26	26	26	26	26
Reest -	BA:	0	0	0	0	0	0	0	0	0	0	0
Mar15	OP:	0	0									
	OT:	0	0	0	0	0	0	0	0	0	0	0
Reest -	BA:	4	4	4	4	4	4	4	4	4	4	4
Orig	OP:	-12	0									
	OT:	-15	-2	4	4	4	4	4	4	4	4	4




Sorted by FUNC, SFUN, TID, SUB
 (amounts in millions)

		2015	2016	2017	2018	2019	2020	2021	2022	2023	2024	2025
NATIONAL DEFENSE (050)												
021 9971 0 7 051 BS01 22 66 10 A												
Sequester												
Pres 16	BA:	-2	0	0	0	0	0	0	0	0	0	0
Reest	OP:	0	0									
	OT:	0	0	0	0	0	0	0	0	0	0	0
Mar 15	BA:	-2	-1	0	0	0	0	0	0	0	0	0
Base	OP:	0	0									
	OT:	0	0	0	0	0	0	0	0	0	0	0
Orig	BA:	0	0	0	0	0	0	0	0	0	0	0
Pres	OP:	0	0									
	OT:	0	0	0	0	0	0	0	0	0	0	0
Reest -	BA:	0	1	0	0	0	0	0	0	0	0	0
Mar15	OP:	0	0									
	OT:	0	0	0	0	0	0	0	0	0	0	0
Reest -	BA:	-2	0	0	0	0	0	0	0	0	0	0
Orig	OP:	0	0									
	OT:	0	0	0	0	0	0	0	0	0	0	0
021 9971 0 7 051 BS20 22 66 10 A												
Sequester												
	Pop up											
Pres 16	BA:	7	2	0	0	0	0	0	0	0	0	0
Reest	OP:	0	0									
	OT:	0	0	0	0	0	0	0	0	0	0	0
Mar 15	BA:	7	2	1	0	0	0	0	0	0	0	0
Base	OP:	0	0									
	OT:	0	0	0	0	0	0	0	0	0	0	0
Orig	BA:	0	0	0	0	0	0	0	0	0	0	0
Pres	OP:	0	0									
	OT:	0	0	0	0	0	0	0	0	0	0	0
Reest -	BA:	0	0	-1	0	0	0	0	0	0	0	0
Mar15	OP:	0	0									
	OT:	0	0	0	0	0	0	0	0	0	0	0
Reest -	BA:	7	2	0	0	0	0	0	0	0	0	0
Orig	OP:	0	0									
	OT:	0	0	0	0	0	0	0	0	0	0	0




Sorted by FUNC, SFUN, TID, SUB
 (amounts in millions)

		2015	2016	2017	2018	2019	2020	2021	2022	2023	2024	2025
NATIONAL DEFENSE (050)												
Account Total for Other DOD trust funds												
Pres 16	BA:	35	32	30	30	30	30	30	30	30	30	30
Reest	OP:	8	8									
	OT:	31	31	30	30	30	30	30	30	30	30	30
Mar 15	BA:	35	31	31	30	30	30	30	30	30	30	30
Base	OP:	8	8									
	OT:	31	31	30	30	30	30	30	30	30	30	30
Orig	BA:	26	26	26	26	26	26	26	26	26	26	26
Pres	OP:	20	8									
	OT:	46	33	26	26	26	26	26	26	26	26	26
Reest -	BA:	0	1	-1	0	0	0	0	0	0	0	0
Mar15	OP:	0	0									
	OT:	0	0	0	0	0	0	0	0	0	0	0
Reest -	BA:	9	6	4	4	4	4	4	4	4	4	4
Orig	OP:	-12	0									
	OT:	-15	-2	4	4	4	4	4	4	4	4	4
Surcharge collections, sales of commissary stores, Defense												
097 8164 0 8 051 BC02 22 66 10 N												
Trust Revolving Fund												
Pres 16	BA:	0	0	0	0	0	0	0	0	0	0	0
Reest	OP:	0	0									
	OT:	-5	-5	-5	-5	-5	-5	-5	-5	-5	-5	-5
Mar 15	BA:	0	0	0	0	0	0	0	0	0	0	0
Base	OP:	0	0									
	OT:	-5	-5	-5	-5	-5	-5	-5	-5	-5	-5	-5
Orig	BA:	-4	25	0	0	0	0	0	0	0	0	0
Pres	OP:	153	159									
	OT:	10	12	6	26	25	25	20	10	10	10	10
Reest -	BA:	0	0	0	0	0	0	0	0	0	0	0
Mar15	OP:	0	0									
	OT:	0	0	0	0	0	0	0	0	0	0	0
Reest -	BA:	4	-25	0	0	0	0	0	0	0	0	0
Orig	OP:	-153	-159									
	OT:	-15	-17	-11	-31	-30	-30	-25	-15	-15	-15	-15



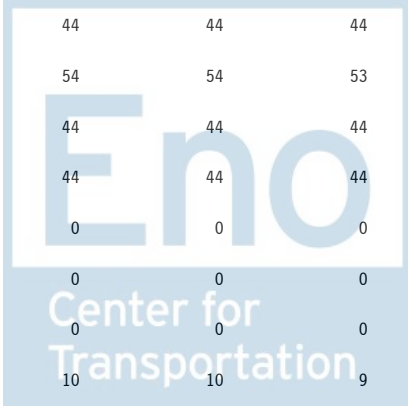
Sorted by FUNC, SFUN, TID, SUB
 (amounts in millions)

		2015	2016	2017	2018	2019	2020	2021	2022	2023	2024	2025
NATIONAL DEFENSE (050)												
097 8164 0 8 051 BS01 22 66 10 A												
Sequester												
Pres 16	BA:	-25	0	0	0	0	0	0	0	0	0	0
Reest	OP:	0	0									
	OT:	0	0	0	0	0	0	0	0	0	0	0
Mar 15	BA:	-25	-27	0	0	0	0	0	0	0	0	0
Base	OP:	0	0									
	OT:	0	0	0	0	0	0	0	0	0	0	0
Orig	BA:	0	0	0	0	0	0	0	0	0	0	0
Pres	OP:	0	0									
	OT:	0	0	0	0	0	0	0	0	0	0	0
Reest -	BA:	0	27	0	0	0	0	0	0	0	0	0
Mar15	OP:	0	0									
	OT:	0	0	0	0	0	0	0	0	0	0	0
Reest -	BA:	-25	0	0	0	0	0	0	0	0	0	0
Orig	OP:	0	0									
	OT:	0	0	0	0	0	0	0	0	0	0	0
097 8164 0 8 051 BS20 22 66 10 A												
Sequester												
Pop up												
Pres 16	BA:	21	25	0	0	0	0	0	0	0	0	0
Reest	OP:	0	0									
	OT:	0	0	0	0	0	0	0	0	0	0	0
Mar 15	BA:	21	25	27	0	0	0	0	0	0	0	0
Base	OP:	0	0									
	OT:	0	0	0	0	0	0	0	0	0	0	0
Orig	BA:	0	0	0	0	0	0	0	0	0	0	0
Pres	OP:	0	0									
	OT:	0	0	0	0	0	0	0	0	0	0	0
Reest -	BA:	0	0	-27	0	0	0	0	0	0	0	0
Mar15	OP:	0	0									
	OT:	0	0	0	0	0	0	0	0	0	0	0
Reest -	BA:	21	25	0	0	0	0	0	0	0	0	0
Orig	OP:	0	0									
	OT:	0	0	0	0	0	0	0	0	0	0	0



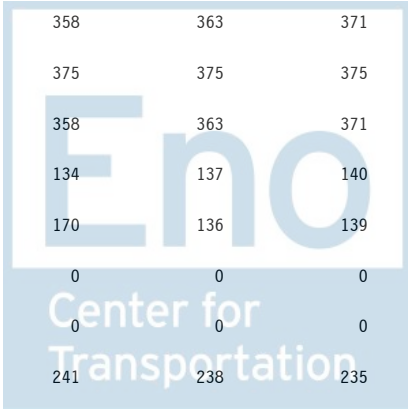
Sorted by FUNC, SFUN, TID, SUB
 (amounts in millions)

		2015	2016	2017	2018	2019	2020	2021	2022	2023	2024	2025
NATIONAL DEFENSE (050)												
Account Total for Surcharge collections, sales of commissary stores, Defense												
Pres 16	BA:	-4	25	0	0	0	0	0	0	0	0	0
Reest	OP:	0	0									
	OT:	-5	-5	-5	-5	-5	-5	-5	-5	-5	-5	-5
Mar 15	BA:	-4	-2	27	0	0	0	0	0	0	0	0
Base	OP:	0	0									
	OT:	-5	-5	-5	-5	-5	-5	-5	-5	-5	-5	-5
Orig	BA:	-4	25	0	0	0	0	0	0	0	0	0
Pres	OP:	153	159									
	OT:	10	12	6	26	25	25	20	10	10	10	10
Reest -	BA:	0	27	-27	0	0	0	0	0	0	0	0
Mar15	OP:	0	0									
	OT:	0	0	0	0	0	0	0	0	0	0	0
Reest -	BA:	0	0	0	0	0	0	0	0	0	0	0
Orig	OP:	-153	-159									
	OT:	-15	-17	-11	-31	-30	-30	-25	-15	-15	-15	-15
Foreign national employees separation pay												
097 8165 0 7 051 BB01 22 66 10 A												
Trust Fund												
Pres 16	BA:	44	44	44	44	44	44	44	44	44	44	44
Reest	OP:	21	21									
	OT:	54	54	54	54	54	54	54	54	54	53	53
Mar 15	BA:	44	44	44	44	44	44	44	44	44	44	44
Base	OP:	21	21									
	OT:	54	54	54	54	54	54	54	54	54	53	53
Orig	BA:	44	44	44	44	44	44	44	44	44	44	44
Pres	OP:	100	100									
	OT:	144	144	144	144	119	98	44	44	44	44	44
Reest -	BA:	0	0	0	0	0	0	0	0	0	0	0
Mar15	OP:	0	0									
	OT:	0	0	0	0	0	0	0	0	0	0	0
Reest -	BA:	0	0	0	0	0	0	0	0	0	0	0
Orig	OP:	-79	-79									
	OT:	-90	-90	-90	-90	-65	-44	10	10	10	9	9




Sorted by FUNC, SFUN, TID, SUB
 (amounts in millions)

		2015	2016	2017	2018	2019	2020	2021	2022	2023	2024	2025
NATIONAL DEFENSE (050)												
Voluntary separation incentive fund												
097 8335 0 7 051 BB01 22 66 10 A												
Trust Fund												
Pres 16	BA:	92	82	72	63	56	48	40	33	28	23	19
Reest	OP:	0	0									
	OT:	92	82	72	63	56	48	40	33	28	23	19
Mar 15	BA:	92	82	72	63	56	48	40	33	28	23	19
Base	OP:	0	0									
	OT:	92	82	72	63	56	48	40	33	28	23	19
Orig	BA:	92	82	72	63	56	48	40	33	28	23	19
Pres	OP:	4	0									
	OT:	96	82	72	63	56	48	40	33	28	23	19
Reest -	BA:	0	0	0	0	0	0	0	0	0	0	0
Mar15	OP:	0	0									
	OT:	0	0	0	0	0	0	0	0	0	0	0
Reest -	BA:	0	0	0	0	0	0	0	0	0	0	0
Orig	OP:	-4	0									
	OT:	-4	0	0	0	0	0	0	0	0	0	0
Host nation support fund for relocation												
097 8337 0 7 051 BB01 22 66 10 A												
Trust Fund												
Pres 16	BA:	227	252	277	302	327	352	375	375	375	375	375
Reest	OP:	201	205									
	OT:	246	255	274	303	322	339	351	358	363	371	375
Mar 15	BA:	227	252	277	302	327	352	375	375	375	375	375
Base	OP:	201	205									
	OT:	246	255	274	303	322	339	351	358	363	371	375
Orig	BA:	303	127	546	524	594	574	313	134	137	140	143
Pres	OP:	208	226						170	136	139	141
	OT:	492	326	639	553	579	578	364	0	0	0	0
Reest -	BA:	0	0	0	0	0	0	0	0	0	0	0
Mar15	OP:	0	0						0	0	0	0
	OT:	0	0	0	0	0	0	0	0	0	0	0
Reest -	BA:	-76	125	-269	-222	-267	-222	62	241	238	235	232
Orig	OP:	-7	-21						188	227	232	234
	OT:	-246	-71	-365	-250	-257	-239	-13				




Sorted by FUNC, SFUN, TID, SUB
 (amounts in millions)

		2015	2016	2017	2018	2019	2020	2021	2022	2023	2024	2025
NATIONAL DEFENSE (050)												
Bureau Total for 00755 Trust Funds												
Pres 16	BA:	394	435	423	439	457	474	489	482	477	472	468
Reest	OP:	230	234									
	OT:	418	417	425	445	457	466	470	470	470	472	472
Mar 15	BA:	394	407	451	439	457	474	489	482	477	472	468
Base	OP:	230	234									
	OT:	418	417	425	445	457	466	470	470	470	472	472
Orig	BA:	461	304	688	657	720	692	423	237	235	233	232
Pres	OP:	485	493									
	OT:	788	597	887	812	805	775	494	283	244	242	240
Reest -	BA:	0	28	-28	0	0	0	0	0	0	0	0
Mar15	OP:	0	0									
	OT:	0	0	0	0	0	0	0	0	0	0	0
Reest -	BA:	-67	131	-265	-218	-263	-218	66	245	242	239	236
Orig	OP:	-255	-259									
	OT:	-370	-180	-462	-367	-348	-309	-24	187	226	230	232
Allowances												
Allowances												
Reductions for Joint Committee Enforcement (Defense)												
999 9015 0 1 051 BA01 99 99 10												
Federal Fund												
Pres 16	BA:	0	0	0	0	0	0	0	0	0	0	0
Reest	OP:	0	0									
	OT:	0	0	0	0	0	0	0	0	0	0	0
Mar 15	BA:	0	0	0	0	0	0	0	0	0	0	0
Base	OP:	0	0									
	OT:	0	0	0	0	0	0	0	0	0	0	0
Orig	BA:	0	-739	-663	-652	-648	-645	-640	0	0	0	0
Pres	OP:	0	0									
	OT:	0	-441	-587	-606	-621	-630	-632	-233	-82	-39	-18
Reest -	BA:	0	0	0	0	0	0	0	0	0	0	0
Mar15	OP:	0	0									
	OT:	0	0	0	0	0	0	0	0	0	0	0
Reest -	BA:	0	739	663	652	648	645	640	233	82	39	18
Orig	OP:	0	0									
	OT:	0	441	587	606	621	630	632				




Sorted by FUNC, SFUN, TID, SUB
 (amounts in millions)

		2015	2016	2017	2018	2019	2020	2021	2022	2023	2024	2025
NATIONAL DEFENSE (050)												
999 9015 0 1 051 EA01 99 99 10												
Proposed Legislation												
Pres 16	BA:	0	0	0	0	0	0	0	0	0	0	0
Reest	OP:	0	0									
	OT:	0	0	0	0	0	0	0	0	0	0	0
Mar 15	BA:	0	0	0	0	0	0	0	0	0	0	0
Base	OP:	0	0									
	OT:	0	0	0	0	0	0	0	0	0	0	0
Orig	BA:	0	57	0	0	0	0	0	0	0	0	0
Pres	OP:	0	0									
	OT:	0	17	15	0	0	0	0	0	0	0	0
Reest -	BA:	0	0	0	0	0	0	0	0	0	0	0
Mar15	OP:	0	0									
	OT:	0	0	0	0	0	0	0	0	0	0	0
Reest -	BA:	0	-57	0	0	0	0	0	0	0	0	0
Orig	OP:	0	0									
	OT:	0	-17	-15	0	0	0	0	0	0	0	0
999 9015 0 1 051 EE01 99 99 10												
Non-scoreable secondary effect												
Pres 16	BA:	0	0	0	0	0	0	0	0	0	0	0
Reest	OP:	0	0									
	OT:	0	0	0	0	0	0	0	0	0	0	0
Mar 15	BA:	0	0	0	0	0	0	0	0	0	0	0
Base	OP:	0	0									
	OT:	0	0	0	0	0	0	0	0	0	0	0
Orig	BA:	0	682	663	652	648	645	640	233	82	39	18
Pres	OP:	0	0						0	0	0	0
	OT:	0	424	572	606	621	630	632	0	0	0	0
Reest -	BA:	0	0	0	0	0	0	0	0	0	0	0
Mar15	OP:	0	0						0	0	0	0
	OT:	0	0	0	0	0	0	0	0	0	0	0
Reest -	BA:	0	-682	-663	-652	-648	-645	-640	0	0	0	0
Orig	OP:	0	0						-233	-82	-39	-18
	OT:	0	-424	-572	-606	-621	-630	-632	0	0	0	0



Sorted by FUNC, SFUN, TID, SUB
 (amounts in millions)

		2015	2016	2017	2018	2019	2020	2021	2022	2023	2024	2025
NATIONAL DEFENSE (050)												
Account Total for Reductions for Joint Committee Enforcement (Defense)												
Pres 16	BA:	0	0	0	0	0	0	0	0	0	0	0
Reest	OP:	0	0									
	OT:	0	0	0	0	0	0	0	0	0	0	0
Mar 15	BA:	0	0	0	0	0	0	0	0	0	0	0
Base	OP:	0	0									
	OT:	0	0	0	0	0	0	0	0	0	0	0
Orig	BA:	0	0	0	0	0	0	0	0	0	0	0
Pres	OP:	0	0									
	OT:	0	0	0	0	0	0	0	0	0	0	0
Reest -	BA:	0	0	0	0	0	0	0	0	0	0	0
Mar15	OP:	0	0									
	OT:	0	0	0	0	0	0	0	0	0	0	0
Reest -	BA:	0	0	0	0	0	0	0	0	0	0	0
Orig	OP:	0	0									
	OT:	0	0	0	0	0	0	0	0	0	0	0
Bureau Total for 90005 Allowances												
Pres 16	BA:	0	0	0	0	0	0	0	0	0	0	0
Reest	OP:	0	0									
	OT:	0	0	0	0	0	0	0	0	0	0	0
Mar 15	BA:	0	0	0	0	0	0	0	0	0	0	0
Base	OP:	0	0									
	OT:	0	0	0	0	0	0	0	0	0	0	0
Orig	BA:	0	0	0	0	0	0	0	0	0	0	0
Pres	OP:	0	0									
	OT:	0	0	0	0	0	0	0	0	0	0	0
Reest -	BA:	0	0	0	0	0	0	0	0	0	0	0
Mar15	OP:	0	0									
	OT:	0	0	0	0	0	0	0	0	0	0	0
Reest -	BA:	0	0	0	0	0	0	0	0	0	0	0
Orig	OP:	0	0									
	OT:	0	0	0	0	0	0	0	0	0	0	0



Sorted by FUNC, SFUN, TID, SUB
 (amounts in millions)

		2015	2016	2017	2018	2019	2020	2021	2022	2023	2024	2025
NATIONAL DEFENSE (050)												
Subfunction Total for 051 Department of Defense-Military (051)												
Pres 16	BA:	569,199	592,890	554,425	563,593	571,629	577,403	588,953	600,712	612,708	624,944	637,426
Reest	OP:	215,637	214,160									
	OT:	563,933	578,336	562,304	552,799	561,186	567,759	576,253	590,881	597,682	604,776	621,307
Mar 15	BA:	569,199	577,886	592,496	608,167	624,307	641,042	657,901	675,304	693,001	711,202	729,768
Base	OP:	215,637	214,160									
	OT:	563,933	574,063	581,637	589,804	608,323	624,107	640,086	661,846	674,041	686,273	709,557
Orig	BA:	569,278	592,267	554,605	563,758	571,857	577,582	588,857	600,445	612,450	624,695	637,268
Pres	OP:	225,825	236,872									
	OT:	567,703	586,479	575,088	563,151	561,076	568,340	573,942	586,391	598,574	610,618	622,455
Reest -	BA:	0	15,004	-38,071	-44,574	-52,678	-63,639	-68,948	-74,592	-80,293	-86,258	-92,342
Mar15	OP:	0	0									
	OT:	0	4,273	-19,333	-37,005	-47,137	-56,348	-63,833	-70,965	-76,359	-81,497	-88,250
Reest -	BA:	-79	623	-180	-165	-228	-179	96	267	258	249	158
Orig	OP:	-10,188	-22,712									
	OT:	-3,770	-8,143	-12,784	-10,352	110	-581	2,311	4,490	-892	-5,842	-1,148



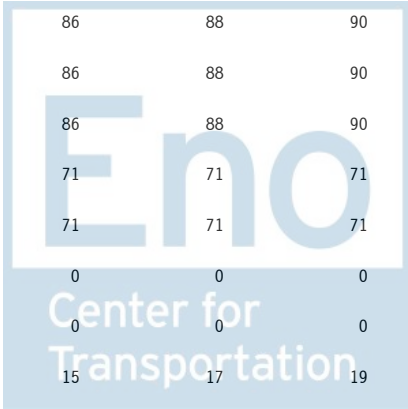
Sorted by FUNC, SFUN, TID, SUB
 (amounts in millions)

		2015	2016	2017	2018	2019	2020	2021	2022	2023	2024	2025
NATIONAL DEFENSE (050)												
Atomic energy defense activities (053)												
Department of Labor												
Office of Workers' Compensation Programs												
Energy employees occupational illness compensation fund												
016 1523 0 1 053 BA01 22 66 10 A												
Federal Fund												
Pres 16	BA:	1,008	996	984	981	970	951	948	928	902	889	894
Reest	OP:	0	0									
	OT:	1,008	996	984	981	970	951	948	928	902	889	894
Mar 15	BA:	1,008	996	984	981	970	951	948	928	902	889	894
Base	OP:	0	0									
	OT:	1,008	996	984	981	970	951	948	928	902	889	894
Orig	BA:	1,234	1,196	1,155	1,119	1,084	1,049	1,013	976	940	904	865
Pres	OP:	14	4									
	OT:	1,248	1,200	1,159	1,123	1,086	1,049	1,013	976	940	904	865
Reest -	BA:	0	0	0	0	0	0	0	0	0	0	0
Mar15	OP:	0	0									
	OT:	0	0	0	0	0	0	0	0	0	0	0
Reest -	BA:	-226	-200	-171	-138	-114	-98	-65	-48	-38	-15	29
Orig	OP:	-14	-4									
	OT:	-240	-204	-175	-142	-116	-98	-65	-48	-38	-15	29



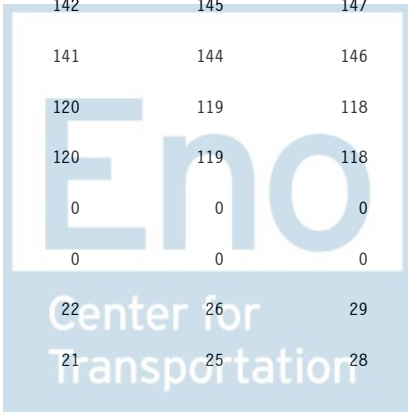
Sorted by FUNC, SFUN, TID, SUB
 (amounts in millions)

		2015	2016	2017	2018	2019	2020	2021	2022	2023	2024	2025
NATIONAL DEFENSE (050)												
Administrative expenses, Energy employees occupational illness c												
016 1524 0 1 053 AA01 LA LA 10 A												
Appropriation												
DOL Administrative Expenses												
Pres 16	BA:	51	59	58	57	57	57	56	56	57	57	57
Reest	OP:	13	12									
	OT:	51	56	57	56	56	56	55	55	56	56	56
Mar 15	BA:	51	59	58	57	57	57	56	56	57	57	57
Base	OP:	13	12									
	OT:	51	56	57	56	56	56	55	55	56	56	56
Orig	BA:	51	58	54	53	52	51	50	49	48	47	47
Pres	OP:	4	4									
	OT:	51	62	54	53	52	51	50	49	48	47	47
Reest -	BA:	0	0	0	0	0	0	0	0	0	0	0
Mar15	OP:	0	0									
	OT:	0	0	0	0	0	0	0	0	0	0	0
Reest -	BA:	0	1	4	4	5	6	6	7	9	10	10
Orig	OP:	9	8									
	OT:	0	-6	3	3	4	5	5	6	8	9	9
016 1524 0 1 053 BA01 22 66 10 A												
Federal Fund												
Pres 16	BA:	71	75	75	77	79	81	84	86	88	90	93
Reest	OP:	0	0									
	OT:	71	75	75	77	79	81	84	86	88	90	93
Mar 15	BA:	71	75	75	77	79	81	84	86	88	90	93
Base	OP:	0	0									
	OT:	71	75	75	77	79	81	84	86	88	90	93
Orig	BA:	67	75	74	74	73	72	72	71	71	71	71
Pres	OP:	16	5									
	OT:	67	76	74	74	73	72	72	71	71	71	71
Reest -	BA:	0	0	0	0	0	0	0	0	0	0	0
Mar15	OP:	0	0									
	OT:	0	0	0	0	0	0	0	0	0	0	0
Reest -	BA:	4	0	1	3	6	9	12	15	17	19	22
Orig	OP:	-16	-5									
	OT:	4	-1	1	3	6	9	12	15	17	19	22



Sorted by FUNC, SFUN, TID, SUB
 (amounts in millions)

		2015	2016	2017	2018	2019	2020	2021	2022	2023	2024	2025
NATIONAL DEFENSE (050)												
016 1524 0 1 053 BS01 22 66 10 A												
Sequester												
Pres 16	BA:	-12	0	0	0	0	0	0	0	0	0	0
Reest	OP:	0	0									
	OT:	-12	0	0	0	0	0	0	0	0	0	0
Mar 15	BA:	-12	-12	0	0	0	0	0	0	0	0	0
Base	OP:	0	0									
	OT:	-12	-12	0	0	0	0	0	0	0	0	0
Orig	BA:	0	0	0	0	0	0	0	0	0	0	0
Pres	OP:	0	0									
	OT:	0	0	0	0	0	0	0	0	0	0	0
Reest -	BA:	0	12	0	0	0	0	0	0	0	0	0
Mar15	OP:	0	0									
	OT:	0	12	0	0	0	0	0	0	0	0	0
Reest -	BA:	-12	0	0	0	0	0	0	0	0	0	0
Orig	OP:	0	0									
	OT:	-12	0	0	0	0	0	0	0	0	0	0
Account Total for Administrative expenses, Energy employees occupational illness c												
Pres 16	BA:	110	134	133	134	136	138	140	142	145	147	150
Reest	OP:	13	12									
	OT:	110	131	132	133	135	137	139	141	144	146	149
Mar 15	BA:	110	122	133	134	136	138	140	142	145	147	150
Base	OP:	13	12									
	OT:	110	119	132	133	135	137	139	141	144	146	149
Orig	BA:	118	133	128	127	125	123	122	120	119	118	118
Pres	OP:	20	9									
	OT:	118	138	128	127	125	123	122	120	119	118	118
Reest -	BA:	0	12	0	0	0	0	0	0	0	0	0
Mar15	OP:	0	0									
	OT:	0	12	0	0	0	0	0	0	0	0	0
Reest -	BA:	-8	1	5	7	11	15	18	22	26	29	32
Orig	OP:	-7	3									
	OT:	-8	-7	4	6	10	14	17	21	25	28	31




Sorted by FUNC, SFUN, TID, SUB
 (amounts in millions)

		2015	2016	2017	2018	2019	2020	2021	2022	2023	2024	2025
NATIONAL DEFENSE (050)												
Department of Health and Human Services												
Centers for Disease Control and Prevention												
CDC-Wide Activities and Program Support												
075 0943 0 1 053 AA02 LA LA 10 A												
Appropriation												
NOISH Admin for EE0ICP												
Pres 16	BA:	55	55	54	53	53	53	53	53	53	53	53
Reest	OP:	13	13									
	OT:	54	54	53	52	52	52	52	52	52	52	52
Mar 15	BA:	55	55	54	53	53	53	53	53	53	53	53
Base	OP:	13	13									
	OT:	54	54	53	52	52	52	52	52	52	52	52
Orig	BA:	55	55	55	55	55	55	55	55	55	55	11
Pres	OP:	16	12									
	OT:	59	55	55	55	55	55	55	55	55	55	21
Reest -	BA:	0	0	0	0	0	0	0	0	0	0	0
Mar15	OP:	0	0									
	OT:	0	0	0	0	0	0	0	0	0	0	0
Reest -	BA:	0	0	-1	-2	-2	-2	-2	-2	-2	-2	42
Orig	OP:	-3	1									
	OT:	-5	-1	-2	-3	-3	-3	-3	-3	-3	-3	31



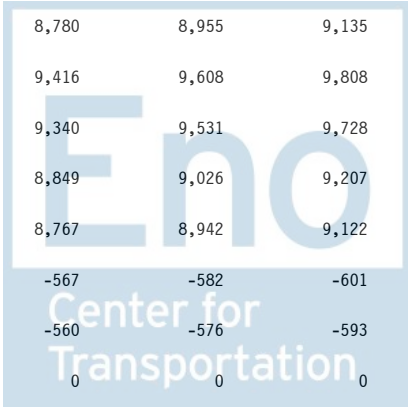
Sorted by FUNC, SFUN, TID, SUB
 (amounts in millions)

		2015	2016	2017	2018	2019	2020	2021	2022	2023	2024	2025
NATIONAL DEFENSE (050)												
075 0943 0 1 053 AS01 LA LA 10 A												
Sequester												
Pres 16	BA:	-5	0	0	0	0	0	0	0	0	0	0
Reest	OP:	-1	-1									
	OT:	-5	-1	0	0	0	0	0	0	0	0	0
Mar 15	BA:	-5	-5	0	0	0	0	0	0	0	0	0
Base	OP:	-1	-1									
	OT:	-5	-5	-1	0	0	0	0	0	0	0	0
Orig	BA:	0	0	0	0	0	0	0	0	0	0	0
Pres	OP:	0	0									
	OT:	0	0	0	0	0	0	0	0	0	0	0
Reest -	BA:	0	5	0	0	0	0	0	0	0	0	0
Mar15	OP:	0	0									
	OT:	0	4	1	0	0	0	0	0	0	0	0
Reest -	BA:	-5	0	0	0	0	0	0	0	0	0	0
Orig	OP:	-1	-1									
	OT:	-5	-1	0	0	0	0	0	0	0	0	0
075 0943 0 1 053 BA01 LA LA 10												
Federal Fund												
Pres 16	BA:	0	0	0	0	0	0	0	0	0	0	0
Reest	OP:	0	0									
	OT:	0	0	0	0	0	0	0	0	0	0	0
Mar 15	BA:	0	0	0	0	0	0	0	0	0	0	0
Base	OP:	0	0									
	OT:	0	0	0	0	0	0	0	0	0	0	0
Orig	BA:	-5	0	0	0	0	0	0	0	0	0	0
Pres	OP:	0	0									
	OT:	0	0	0	0	0	0	0	0	0	0	0
Reest -	BA:	0	0	0	0	0	0	0	0	0	0	0
Mar15	OP:	0	0									
	OT:	0	0	0	0	0	0	0	0	0	0	0
Reest -	BA:	5	0	0	0	0	0	0	0	0	0	0
Orig	OP:	0	0									
	OT:	0	0	0	0	0	0	0	0	0	0	0



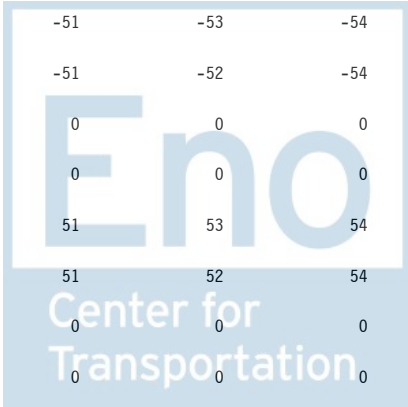
Sorted by FUNC, SFUN, TID, SUB
 (amounts in millions)

		2015	2016	2017	2018	2019	2020	2021	2022	2023	2024	2025
NATIONAL DEFENSE (050)												
Account Total for CDC-Wide Activities and Program Support												
Pres 16	BA:	50	55	54	53	53	53	53	53	53	53	53
Reest	OP:	12	12		52	52	52	52	52	52	52	52
	OT:	49	53	53	52	52	52	52	52	52	52	52
Mar 15	BA:	50	50	54	53	53	53	53	53	53	53	53
Base	OP:	12	12		52	52	52	52	52	52	52	52
	OT:	49	49	52	52	52	52	52	52	52	52	52
Orig	BA:	50	55	55	55	55	55	55	55	55	55	11
Pres	OP:	16	12									
	OT:	59	55	55	55	55	55	55	55	55	55	21
Reest -	BA:	0	5	0	0	0	0	0	0	0	0	0
Mar15	OP:	0	0									
	OT:	0	4	1	0	0	0	0	0	0	0	0
Reest -	BA:	0	0	-1	-2	-2	-2	-2	-2	-2	-2	42
Orig	OP:	-4	0									
	OT:	-10	-2	-2	-3	-3	-3	-3	-3	-3	-3	31
Department of Energy												
National Nuclear Security Administration												
Weapons activities												
089 0240 0 1 053 AA01 EW EW 01 0												
Appropriation												
Pres 16	BA:	8,232	8,847	8,149	8,213	8,422	8,505	8,676	8,849	9,026	9,207	9,391
Reest	OP:	2,435	2,792		8,226	8,346	8,466	8,612	8,780	8,955	9,135	9,318
	OT:	7,786	8,543	8,363	8,226	8,346	8,466	8,612	8,780	8,955	9,135	9,318
Mar 15	BA:	8,232	8,357	8,507	8,682	8,857	9,041	9,224	9,416	9,608	9,808	10,008
Base	OP:	2,435	2,792		8,613	8,787	8,968	9,151	9,340	9,531	9,728	9,928
	OT:	7,786	8,224	8,448	8,613	8,787	8,968	9,151	9,340	9,531	9,728	9,928
Orig	BA:	8,181	8,847	8,149	8,213	8,422	8,505	8,676	8,849	9,026	9,207	9,391
Pres	OP:	4,602	3,808		8,214	8,338	8,460	8,600	8,767	8,942	9,122	9,304
	OT:	9,412	9,024	9,091	8,214	8,338	8,460	8,600	8,767	8,942	9,122	9,304
Reest -	BA:	0	490	-358	-469	-435	-536	-548	-567	-582	-601	-617
Mar15	OP:	0	0		-387	-441	-502	-539	-560	-576	-593	-610
	OT:	0	319	-85	-387	-441	-502	-539	-560	-576	-593	-610
Reest -	BA:	51	0	0	0	0	0	0	0	0	0	0
Orig	OP:	-2,167	-1,016		12	8	6	12	13	13	13	14
	OT:	-1,626	-481	-728	12	8	6	12	13	13	13	14



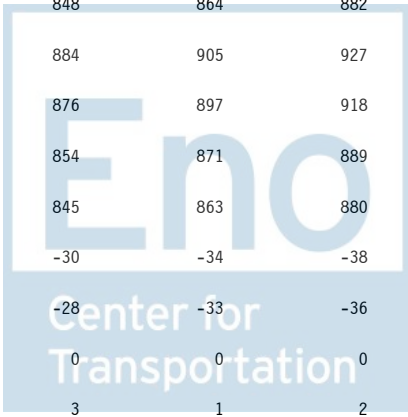
Sorted by FUNC, SFUN, TID, SUB
 (amounts in millions)

		2015	2016	2017	2018	2019	2020	2021	2022	2023	2024	2025
NATIONAL DEFENSE (050)												
089 0240 0 1 053 IA01 EW EW 01 0												
Rescission												
Pres 16	BA:	-6	0	0	0	0	0	0	0	0	0	0
Reest	OP:	0	-2									
	OT:	-4	-2	0	0	0	0	0	0	0	0	0
Mar 15	BA:	-6	-6	-6	-6	-6	-7	-7	-7	-7	-7	-7
Base	OP:	0	-2									
	OT:	-4	-6	-6	-6	-6	-7	-7	-7	-7	-7	-7
Orig	BA:	0	0	0	0	0	0	0	0	0	0	0
Pres	OP:	0	0									
	OT:	0	0	0	0	0	0	0	0	0	0	0
Reest -	BA:	0	6	6	6	6	7	7	7	7	7	7
Mar15	OP:	0	0									
	OT:	0	4	6	6	6	7	7	7	7	7	7
Reest -	BA:	-6	0	0	0	0	0	0	0	0	0	0
Orig	OP:	0	-2									
	OT:	-4	-2	0	0	0	0	0	0	0	0	0
089 0240 0 1 053 IA02 EW EW 01 0												
Rescission												
Pres 16	BA:	-45	0	0	0	0	0	0	0	0	0	0
Reest	OP:	0	-14									
	OT:	-29	-14	-2	0	0	0	0	0	0	0	0
Mar 15	BA:	-45	-46	-47	-47	-48	-49	-50	-51	-53	-54	-55
Base	OP:	0	-14									
	OT:	-29	-44	-47	-47	-48	-49	-50	-51	-52	-54	-55
Orig	BA:	0	0	0	0	0	0	0	0	0	0	0
Pres	OP:	0	0									
	OT:	0	0	0	0	0	0	0	0	0	0	0
Reest -	BA:	0	46	47	47	48	49	50	51	53	54	55
Mar15	OP:	0	0									
	OT:	0	30	45	47	48	49	50	51	52	54	55
Reest -	BA:	-45	0	0	0	0	0	0	0	0	0	0
Orig	OP:	0	-14									
	OT:	-29	-14	-2	0	0	0	0	0	0	0	0



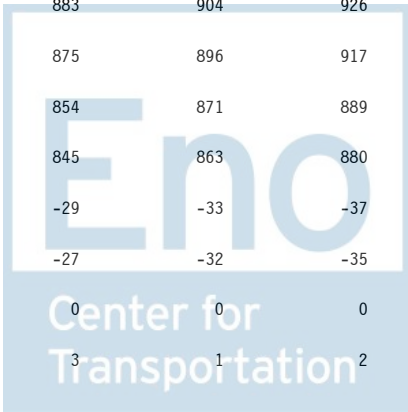
Sorted by FUNC, SFUN, TID, SUB
 (amounts in millions)

		2015	2016	2017	2018	2019	2020	2021	2022	2023	2024	2025
NATIONAL DEFENSE (050)												
Account Total for Weapons activities												
Pres 16	BA:	8,181	8,847	8,149	8,213	8,422	8,505	8,676	8,849	9,026	9,207	9,391
Reest	OP:	2,435	2,776		8,226	8,346	8,466	8,612	8,780	8,955	9,135	9,318
	OT:	7,753	8,527	8,361								
Mar 15	BA:	8,181	8,305	8,454	8,629	8,803	8,985	9,167	9,358	9,548	9,747	9,946
Base	OP:	2,435	2,776		8,560	8,733	8,912	9,094	9,282	9,472	9,667	9,866
	OT:	7,753	8,174	8,395								
Orig	BA:	8,181	8,847	8,149	8,213	8,422	8,505	8,676	8,849	9,026	9,207	9,391
Pres	OP:	4,602	3,808		8,214	8,338	8,460	8,600	8,767	8,942	9,122	9,304
	OT:	9,412	9,024	9,091								
Reest -	BA:	0	542	-305	-416	-381	-480	-491	-509	-522	-540	-555
Mar15	OP:	0	0		-334	-387	-446	-482	-502	-517	-532	-548
	OT:	0	353	-34								
Reest -	BA:	0	0	0	0	0	0	0	0	0	0	0
Orig	OP:	-2,167	-1,032		12	8	6	12	13	13	13	14
	OT:	-1,659	-497	-730								
Environmental and Other Defense Activities												
Other defense activities												
089 0243 0 1 053 AA01 EW EW 01 0												
Appropriation												
Pres 16	BA:	754	774	789	805	814	822	838	854	871	889	906
Reest	OP:	265	264		799	810	819	832	848	864	882	899
	OT:	755	767	783								
Mar 15	BA:	754	768	785	804	823	843	863	884	905	927	949
Base	OP:	265	264		797	815	835	855	876	897	918	940
	OT:	755	763	778								
Orig	BA:	753	774	789	805	814	822	838	854	871	889	906
Pres	OP:	280	390		797	809	818	831	845	863	880	898
	OT:	770	857	781								
Reest -	BA:	0	6	4	1	-9	-21	-25	-30	-34	-38	-43
Mar15	OP:	0	0		2	-5	-16	-23	-28	-33	-36	-41
	OT:	0	4	5								
Reest -	BA:	1	0	0	0	0	0	0	0	0	0	0
Orig	OP:	-15	-126		2	1	1	1	3	1	2	1
	OT:	-15	-90	2								



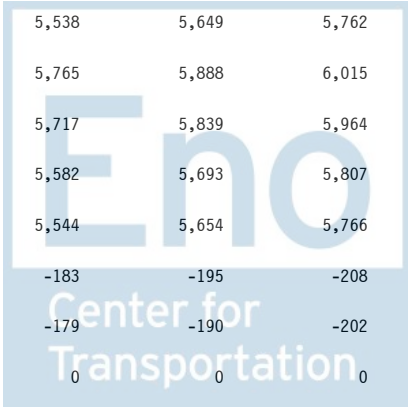
Sorted by FUNC, SFUN, TID, SUB
 (amounts in millions)

		2015	2016	2017	2018	2019	2020	2021	2022	2023	2024	2025
NATIONAL DEFENSE (050)												
089 0243 0 1 053 IA01 EW EW 01 0												
Rescission												
Pres 16	BA:	-1	0	0	0	0	0	0	0	0	0	0
Reest	OP:	0	0									
	OT:	-1	0	0	0	0	0	0	0	0	0	0
Mar 15	BA:	-1	-1	-1	-1	-1	-1	-1	-1	-1	-1	-1
Base	OP:	0	0									
	OT:	-1	-1	-1	-1	-1	-1	-1	-1	-1	-1	-1
Orig	BA:	0	0	0	0	0	0	0	0	0	0	0
Pres	OP:	0	0									
	OT:	0	0	0	0	0	0	0	0	0	0	0
Reest -	BA:	0	1	1	1	1	1	1	1	1	1	1
Mar15	OP:	0	0									
	OT:	0	1	1	1	1	1	1	1	1	1	1
Reest -	BA:	-1	0	0	0	0	0	0	0	0	0	0
Orig	OP:	0	0									
	OT:	-1	0	0	0	0	0	0	0	0	0	0
Account Total for Other defense activities												
Pres 16	BA:	753	774	789	805	814	822	838	854	871	889	906
Reest	OP:	265	264									
	OT:	754	767	783	799	810	819	832	848	864	882	899
Mar 15	BA:	753	767	784	803	822	842	862	883	904	926	948
Base	OP:	265	264									
	OT:	754	762	777	796	814	834	854	875	896	917	939
Orig	BA:	753	774	789	805	814	822	838	854	871	889	906
Pres	OP:	280	390									
	OT:	770	857	781	797	809	818	831	845	863	880	898
Reest -	BA:	0	7	5	2	-8	-20	-24	-29	-33	-37	-42
Mar15	OP:	0	0									
	OT:	0	5	6	3	-4	-15	-22	-27	-32	-35	-40
Reest -	BA:	0	0	0	0	0	0	0	0	0	0	0
Orig	OP:	-15	-126									
	OT:	-16	-90	2	2	1	1	1	3	1	2	1



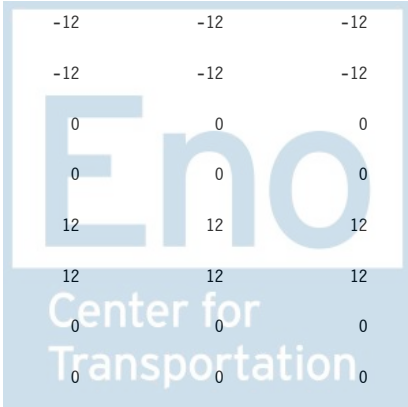
Sorted by FUNC, SFUN, TID, SUB
 (amounts in millions)

		2015	2016	2017	2018	2019	2020	2021	2022	2023	2024	2025
NATIONAL DEFENSE (050)												
Defense nuclear waste disposal												
089 0244 0 1 053 AA01 EW EW 01												
Appropriation												
Pres 16	BA:	0	0	0	0	0	0	0	0	0	0	0
Reest	OP:	0	0									
	OT:	0	0	0	0	0	0	0	0	0	0	0
Mar 15	BA:	0	0	0	0	0	0	0	0	0	0	0
Base	OP:	0	0									
	OT:	0	0	0	0	0	0	0	0	0	0	0
Orig	BA:	0	0	0	0	0	0	0	0	0	0	0
Pres	OP:	7	6									
	OT:	7	6	0	0	0	0	0	0	0	0	0
Reest -	BA:	0	0	0	0	0	0	0	0	0	0	0
Mar15	OP:	0	0									
	OT:	0	0	0	0	0	0	0	0	0	0	0
Reest -	BA:	0	0	0	0	0	0	0	0	0	0	0
Orig	OP:	-7	-6									
	OT:	-7	-6	0	0	0	0	0	0	0	0	0
Defense environmental cleanup												
089 0251 0 1 053 AA01 EW EW 01 0												
Appropriation												
Pres 16	BA:	5,011	5,056	5,156	5,260	5,312	5,365	5,473	5,582	5,693	5,807	5,924
Reest	OP:	1,637	1,750									
	OT:	4,894	5,036	5,119	5,219	5,289	5,344	5,433	5,538	5,649	5,762	5,877
Mar 15	BA:	5,011	5,092	5,187	5,298	5,410	5,527	5,643	5,765	5,888	6,015	6,143
Base	OP:	1,637	1,750									
	OT:	4,894	5,060	5,150	5,254	5,365	5,480	5,597	5,717	5,839	5,964	6,092
Orig	BA:	5,453	5,055	5,156	5,260	5,312	5,365	5,473	5,582	5,693	5,807	5,924
Pres	OP:	1,713	1,590									
	OT:	5,669	5,129	5,122	5,223	5,291	5,346	5,437	5,544	5,654	5,766	5,883
Reest -	BA:	0	-36	-31	-38	-98	-162	-170	-183	-195	-208	-219
Mar15	OP:	0	0									
	OT:	0	-24	-31	-35	-76	-136	-164	-179	-190	-202	-215
Reest -	BA:	-442	1	0	0	0	0	0	0	0	0	0
Orig	OP:	-76	160									
	OT:	-775	-93	-3	-4	-2	-2	-4	-6	-5	-4	-6



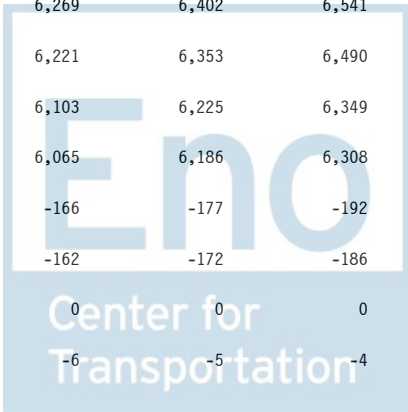
Sorted by FUNC, SFUN, TID, SUB
 (amounts in millions)

		2015	2016	2017	2018	2019	2020	2021	2022	2023	2024	2025
NATIONAL DEFENSE (050)												
089 0251 0 1 053 AC01 EW EW 01 0												
Appropriation - Existing Law Change												
Pres 16	BA:	463	472	481	491	496	501	511	521	532	542	553
Reest	OP:	0	0									
	OT:	463	472	481	491	496	501	511	521	532	542	553
Mar 15	BA:	463	470	478	488	498	508	518	529	539	551	562
Base	OP:	0	0									
	OT:	463	470	478	488	498	508	518	529	539	551	562
Orig	BA:	0	472	481	491	496	501	511	521	532	542	553
Pres	OP:	0	0									
	OT:	0	472	481	491	496	501	511	521	532	542	553
Reest -	BA:	0	2	3	3	-2	-7	-7	-8	-7	-9	-9
Mar15	OP:	0	0									
	OT:	0	2	3	3	-2	-7	-7	-8	-7	-9	-9
Reest -	BA:	463	0	0	0	0	0	0	0	0	0	0
Orig	OP:	0	0									
	OT:	463	0	0	0	0	0	0	0	0	0	0
089 0251 0 1 053 IA01 EW EW 01 0												
Rescission												
Pres 16	BA:	-10	0	0	0	0	0	0	0	0	0	0
Reest	OP:	0	-3									
	OT:	-7	-3	-1	0	0	0	0	0	0	0	0
Mar 15	BA:	-10	-10	-10	-11	-11	-11	-11	-12	-12	-12	-12
Base	OP:	0	-3									
	OT:	-7	-10	-10	-11	-11	-11	-11	-12	-12	-12	-12
Orig	BA:	0	0	0	0	0	0	0	0	0	0	0
Pres	OP:	0	0									
	OT:	0	0	0	0	0	0	0	0	0	0	0
Reest -	BA:	0	10	10	11	11	11	11	12	12	12	12
Mar15	OP:	0	0									
	OT:	0	7	9	11	11	11	11	12	12	12	12
Reest -	BA:	-10	0	0	0	0	0	0	0	0	0	0
Orig	OP:	0	-3									
	OT:	-7	-3	-1	0	0	0	0	0	0	0	0



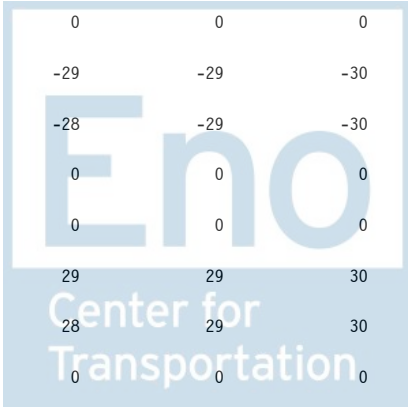
Sorted by FUNC, SFUN, TID, SUB
 (amounts in millions)

		2015	2016	2017	2018	2019	2020	2021	2022	2023	2024	2025
NATIONAL DEFENSE (050)												
089 0251 0 1 053 IA02 EW EW 01 0												
Rescission												
Pres 16	BA:	-11	0	0	0	0	0	0	0	0	0	0
Reest	OP:	0	-3									
	OT:	-7	-3	-1	0	0	0	0	0	0	0	0
Mar 15	BA:	-11	-11	-11	-12	-12	-12	-12	-13	-13	-13	-13
Base	OP:	0	-3									
	OT:	-7	-10	-11	-12	-12	-12	-12	-13	-13	-13	-13
Orig	BA:	0	0	0	0	0	0	0	0	0	0	0
Pres	OP:	0	0									
	OT:	0	0	0	0	0	0	0	0	0	0	0
Reest -	BA:	0	11	11	12	12	12	12	13	13	13	13
Mar15	OP:	0	0									
	OT:	0	7	10	12	12	12	12	13	13	13	13
Reest -	BA:	-11	0	0	0	0	0	0	0	0	0	0
Orig	OP:	0	-3									
	OT:	-7	-3	-1	0	0	0	0	0	0	0	0
Account Total for Defense environmental cleanup												
Pres 16	BA:	5,453	5,528	5,637	5,751	5,808	5,866	5,984	6,103	6,225	6,349	6,477
Reest	OP:	1,637	1,744									
	OT:	5,343	5,502	5,598	5,710	5,785	5,845	5,944	6,059	6,181	6,304	6,430
Mar 15	BA:	5,453	5,541	5,644	5,763	5,885	6,012	6,138	6,269	6,402	6,541	6,680
Base	OP:	1,637	1,744									
	OT:	5,343	5,510	5,607	5,719	5,840	5,965	6,092	6,221	6,353	6,490	6,629
Orig	BA:	5,453	5,527	5,637	5,751	5,808	5,866	5,984	6,103	6,225	6,349	6,477
Pres	OP:	1,713	1,590									
	OT:	5,669	5,601	5,603	5,714	5,787	5,847	5,948	6,065	6,186	6,308	6,436
Reest -	BA:	0	-13	-7	-12	-77	-146	-154	-166	-177	-192	-203
Mar15	OP:	0	0									
	OT:	0	-8	-9	-9	-55	-120	-148	-162	-172	-186	-199
Reest -	BA:	0	1	0	0	0	0	0	0	0	0	0
Orig	OP:	-76	154									
	OT:	-326	-99	-5	-4	-2	-2	-4	-6	-5	-4	-6



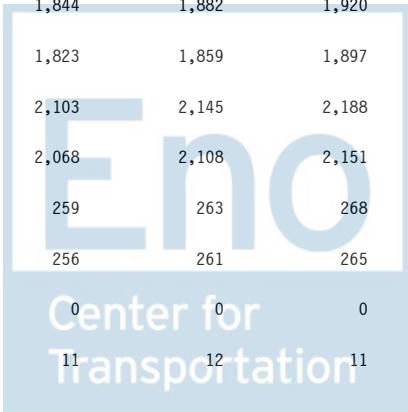
Sorted by FUNC, SFUN, TID, SUB
 (amounts in millions)

		2015	2016	2017	2018	2019	2020	2021	2022	2023	2024	2025
NATIONAL DEFENSE (050)												
National Nuclear Security Administration												
Defense nuclear nonproliferation												
089 0309 0 1 053 AA01 EW EW 01 0												
Appropriation												
Pres 16	BA:	1,641	1,940	1,943	1,975	1,983	2,022	2,062	2,103	2,145	2,188	2,232
Reest	OP:	814	749									
	OT:	1,717	1,816	1,897	1,960	1,975	2,003	2,038	2,079	2,120	2,162	2,206
Mar 15	BA:	1,641	1,666	1,695	1,730	1,764	1,800	1,836	1,874	1,912	1,951	1,991
Base	OP:	814	749									
	OT:	1,717	1,665	1,678	1,710	1,743	1,779	1,814	1,852	1,889	1,928	1,967
Orig	BA:	1,615	1,940	1,943	1,975	1,983	2,022	2,062	2,103	2,145	2,188	2,232
Pres	OP:	1,482	1,170									
	OT:	2,031	1,829	1,916	1,938	1,973	1,993	2,030	2,068	2,108	2,151	2,193
Reest -	BA:	0	274	248	245	219	222	226	229	233	237	241
Mar15	OP:	0	0									
	OT:	0	151	219	250	232	224	224	227	231	234	239
Reest -	BA:	26	0	0	0	0	0	0	0	0	0	0
Orig	OP:	-668	-421									
	OT:	-314	-13	-19	22	2	10	8	11	12	11	13
089 0309 0 1 053 IA01 EW EW 01 0												
Rescission												
Pres 16	BA:	-25	0	0	0	0	0	0	0	0	0	0
Reest	OP:	0	-8									
	OT:	-14	-8	-4	0	0	0	0	0	0	0	0
Mar 15	BA:	-25	-25	-26	-26	-27	-27	-28	-29	-29	-30	-30
Base	OP:	0	-8									
	OT:	-14	-22	-26	-26	-27	-27	-28	-28	-29	-30	-30
Orig	BA:	0	0	0	0	0	0	0	0	0	0	0
Pres	OP:	0	0									
	OT:	0	0	0	0	0	0	0	0	0	0	0
Reest -	BA:	0	25	26	26	27	27	28	29	29	30	30
Mar15	OP:	0	0									
	OT:	0	14	22	26	27	27	28	28	29	30	30
Reest -	BA:	-25	0	0	0	0	0	0	0	0	0	0
Orig	OP:	0	-8									
	OT:	-14	-8	-4	0	0	0	0	0	0	0	0



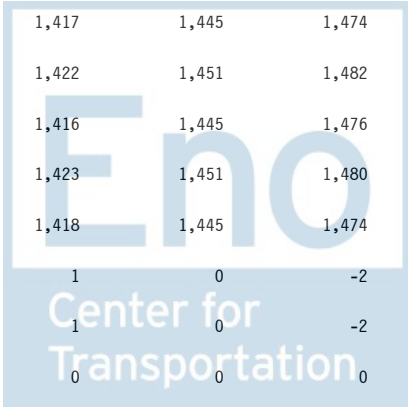
Sorted by FUNC, SFUN, TID, SUB
 (amounts in millions)

		2015	2016	2017	2018	2019	2020	2021	2022	2023	2024	2025
NATIONAL DEFENSE (050)												
089 0309 0 1 053 IA02 EW EW 01 0												
Rescission												
Pres 16	BA:	-1	0	0	0	0	0	0	0	0	0	0
Reest	OP:	0	0									
	OT:	-1	0	0	0	0	0	0	0	0	0	0
Mar 15	BA:	-1	-1	-1	-1	-1	-1	-1	-1	-1	-1	-1
Base	OP:	0	0									
	OT:	-1	-1	-1	-1	-1	-1	-1	-1	-1	-1	-1
Orig	BA:	0	0	0	0	0	0	0	0	0	0	0
Pres	OP:	0	0									
	OT:	0	0	0	0	0	0	0	0	0	0	0
Reest -	BA:	0	1	1	1	1	1	1	1	1	1	1
Mar15	OP:	0	0									
	OT:	0	1	1	1	1	1	1	1	1	1	1
Reest -	BA:	-1	0	0	0	0	0	0	0	0	0	0
Orig	OP:	0	0									
	OT:	-1	0	0	0	0	0	0	0	0	0	0
Account Total for Defense nuclear nonproliferation												
Pres 16	BA:	1,615	1,940	1,943	1,975	1,983	2,022	2,062	2,103	2,145	2,188	2,232
Reest	OP:	814	741									
	OT:	1,702	1,808	1,893	1,960	1,975	2,003	2,038	2,079	2,120	2,162	2,206
Mar 15	BA:	1,615	1,640	1,668	1,703	1,736	1,772	1,807	1,844	1,882	1,920	1,960
Base	OP:	814	741									
	OT:	1,702	1,642	1,651	1,683	1,715	1,751	1,785	1,823	1,859	1,897	1,936
Orig	BA:	1,615	1,940	1,943	1,975	1,983	2,022	2,062	2,103	2,145	2,188	2,232
Pres	OP:	1,482	1,170									
	OT:	2,031	1,829	1,916	1,938	1,973	1,993	2,030	2,068	2,108	2,151	2,193
Reest -	BA:	0	300	275	272	247	250	255	259	263	268	272
Mar15	OP:	0	0									
	OT:	0	166	242	277	260	252	253	256	261	265	270
Reest -	BA:	0	0	0	0	0	0	0	0	0	0	0
Orig	OP:	-668	-429									
	OT:	-329	-21	-23	22	2	10	8	11	12	11	13



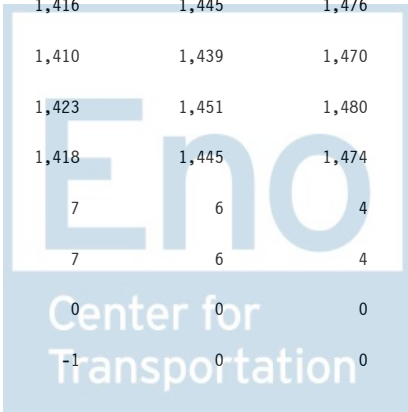
Sorted by FUNC, SFUN, TID, SUB
 (amounts in millions)

		2015	2016	2017	2018	2019	2020	2021	2022	2023	2024	2025
NATIONAL DEFENSE (050)												
Salaries and Expenses												
089 0313 0 1 053 AA01 EW EW 01 0												
Appropriation												
Pres 16	BA:	370	403	410	418	428	437	446	455	464	473	483
Reest	OP:	66	65									
	OT:	371	397	409	417	426	435	444	453	462	471	481
Mar 15	BA:	370	382	394	409	424	439	455	471	487	504	522
Base	OP:	66	65									
	OT:	371	380	392	406	421	436	452	468	484	501	519
Orig	BA:	370	403	410	418	428	437	446	455	464	473	483
Pres	OP:	67	65									
	OT:	372	397	409	417	426	436	444	453	463	471	481
Reest -	BA:	0	21	16	9	4	-2	-9	-16	-23	-31	-39
Mar15	OP:	0	0									
	OT:	0	17	17	11	5	-1	-8	-15	-22	-30	-38
Reest -	BA:	0	0	0	0	0	0	0	0	0	0	0
Orig	OP:	-1	0									
	OT:	-1	0	0	0	0	-1	0	0	-1	0	0
Naval Reactors												
089 0314 0 1 053 AA01 EW EW 01 0												
Appropriation												
Pres 16	BA:	1,239	1,375	965	1,075	1,376	1,368	1,395	1,423	1,451	1,480	1,510
Reest	OP:	133	165									
	OT:	1,186	1,334	1,020	1,079	1,325	1,354	1,391	1,417	1,445	1,474	1,504
Mar 15	BA:	1,239	1,258	1,282	1,309	1,336	1,364	1,392	1,422	1,451	1,482	1,513
Base	OP:	133	165									
	OT:	1,186	1,234	1,277	1,304	1,331	1,358	1,386	1,416	1,445	1,476	1,507
Orig	BA:	1,234	1,375	965	1,075	1,376	1,368	1,395	1,423	1,451	1,480	1,510
Pres	OP:	220	229									
	OT:	1,269	1,398	1,019	1,079	1,326	1,354	1,392	1,418	1,445	1,474	1,505
Reest -	BA:	0	117	-317	-234	40	4	3	1	0	-2	-3
Mar15	OP:	0	0									
	OT:	0	100	-257	-225	-6	-4	5	1	0	-2	-3
Reest -	BA:	5	0	0	0	0	0	0	0	0	0	0
Orig	OP:	-87	-64									
	OT:	-83	-64	1	0	-1	0	-1	-1	0	0	-1



Sorted by FUNC, SFUN, TID, SUB
 (amounts in millions)

		2015	2016	2017	2018	2019	2020	2021	2022	2023	2024	2025
NATIONAL DEFENSE (050)												
089 0314 0 1 053 IA01 EW EW 01 0												
Rescission												
Pres 16	BA:	-5	0	0	0	0	0	0	0	0	0	0
Reest	OP:	0	-1									
	OT:	-4	-1	0	0	0	0	0	0	0	0	0
Mar 15	BA:	-5	-5	-5	-5	-5	-6	-6	-6	-6	-6	-6
Base	OP:	0	-1									
	OT:	-4	-5	-5	-5	-5	-6	-6	-6	-6	-6	-6
Orig	BA:	0	0	0	0	0	0	0	0	0	0	0
Pres	OP:	0	0									
	OT:	0	0	0	0	0	0	0	0	0	0	0
Reest -	BA:	0	5	5	5	5	6	6	6	6	6	6
Mar15	OP:	0	0									
	OT:	0	4	5	5	5	6	6	6	6	6	6
Reest -	BA:	-5	0	0	0	0	0	0	0	0	0	0
Orig	OP:	0	-1									
	OT:	-4	-1	0	0	0	0	0	0	0	0	0
Account Total for Naval Reactors												
Pres 16	BA:	1,234	1,375	965	1,075	1,376	1,368	1,395	1,423	1,451	1,480	1,510
Reest	OP:	133	164									
	OT:	1,182	1,333	1,020	1,079	1,325	1,354	1,391	1,417	1,445	1,474	1,504
Mar 15	BA:	1,234	1,253	1,277	1,304	1,331	1,358	1,386	1,416	1,445	1,476	1,507
Base	OP:	133	164									
	OT:	1,182	1,229	1,272	1,299	1,326	1,352	1,380	1,410	1,439	1,470	1,501
Orig	BA:	1,234	1,375	965	1,075	1,376	1,368	1,395	1,423	1,451	1,480	1,510
Pres	OP:	220	229									
	OT:	1,269	1,398	1,019	1,079	1,326	1,354	1,392	1,418	1,445	1,474	1,505
Reest -	BA:	0	122	-312	-229	45	10	9	7	6	4	3
Mar15	OP:	0	0									
	OT:	0	104	-252	-220	-1	2	11	7	6	4	3
Reest -	BA:	0	0	0	0	0	0	0	0	0	0	0
Orig	OP:	-87	-65									
	OT:	-87	-65	1	0	-1	0	-1	-1	0	0	-1



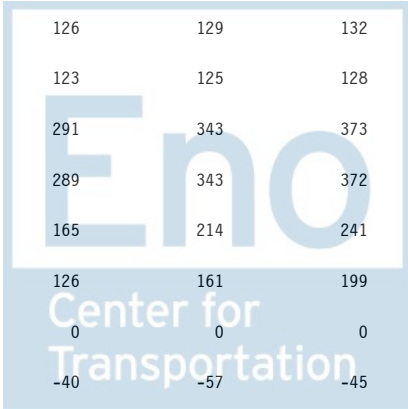
Sorted by FUNC, SFUN, TID, SUB
 (amounts in millions)

		2015	2016	2017	2018	2019	2020	2021	2022	2023	2024	2025
NATIONAL DEFENSE (050)												
Energy Programs												
Nuclear Energy												
089 0319 0 1 053 AA01 EW EW 01 0												
Appropriation												
Pres 16	BA:	109	135	156	174	177	180	183	187	191	195	198
Reest	OP:	0	49									
	OT:	22	76	119	147	166	174	179	182	186	190	194
Mar 15	BA:	109	111	113	116	118	121	123	126	129	132	135
Base	OP:	0	49									
	OT:	22	71	100	111	115	118	120	123	125	128	131
Orig	BA:	109	135	156	174	177	180	183	187	191	195	198
Pres	OP:	24	26									
	OT:	107	128	154	174	176	179	183	185	191	194	197
Reest -	BA:	0	24	43	58	59	59	60	61	62	63	63
Mar15	OP:	0	0									
	OT:	0	5	19	36	51	56	59	59	61	62	63
Reest -	BA:	0	0	0	0	0	0	0	0	0	0	0
Orig	OP:	-24	23									
	OT:	-85	-52	-35	-27	-10	-5	-4	-3	-5	-4	-3



Sorted by FUNC, SFUN, TID, SUB
 (amounts in millions)

		2015	2016	2017	2018	2019	2020	2021	2022	2023	2024	2025
NATIONAL DEFENSE (050)												
089 0319 0 1 053 EA01 36 74 10												
Proposed Legislation												
PROPOSAL: nuclear waste reform												
Pres 16	BA:	0	0	0	0	18	34	80	104	152	178	224
Reest	OP:	0	0									
	OT:	0	0	0	0	4	15	36	67	100	137	173
Mar 15	BA:	0	0	0	0	0	0	0	0	0	0	0
Base	OP:	0	0									
	OT:	0	0	0	0	0	0	0	0	0	0	0
Orig	BA:	0	0	0	0	18	34	80	104	152	178	224
Pres	OP:	0	0									
	OT:	0	0	0	0	18	34	80	104	152	178	224
Reest -	BA:	0	0	0	0	18	34	80	104	152	178	224
Mar15	OP:	0	0									
	OT:	0	0	0	0	4	15	36	67	100	137	173
Reest -	BA:	0	0	0	0	0	0	0	0	0	0	0
Orig	OP:	0	0									
	OT:	0	0	0	0	-14	-19	-44	-37	-52	-41	-51
Account Total for Nuclear Energy												
Pres 16	BA:	109	135	156	174	195	214	263	291	343	373	422
Reest	OP:	0	49									
	OT:	22	76	119	147	170	189	215	249	286	327	367
Mar 15	BA:	109	111	113	116	118	121	123	126	129	132	135
Base	OP:	0	49									
	OT:	22	71	100	111	115	118	120	123	125	128	131
Orig	BA:	109	135	156	174	195	214	263	291	343	373	422
Pres	OP:	24	26									
	OT:	107	128	154	174	194	213	263	289	343	372	421
Reest -	BA:	0	24	43	58	77	93	140	165	214	241	287
Mar15	OP:	0	0									
	OT:	0	5	19	36	55	71	95	126	161	199	236
Reest -	BA:	0	0	0	0	0	0	0	0	0	0	0
Orig	OP:	-24	23									
	OT:	-85	-52	-35	-27	-24	-24	-48	-40	-57	-45	-54



Sorted by FUNC, SFUN, TID, SUB
 (amounts in millions)

	2015	2016	2017	2018	2019	2020	2021	2022	2023	2024	2025
NATIONAL DEFENSE (050)											
Allowances											
Allowances											
Adjusted Baseline Revised BCA Caps											
094 9001 0 1 053 AA01 AP AP 01											
Appropriation											
Pres 16 BA:	0	0	-229	1,092	460	547	595	408	977	1,300	1,361
Reest OP:	0	0									
OT:	0	0	-149	641	615	548	574	471	787	1,159	1,324
Mar 15 BA:	0	0	0	0	0	0	0	0	0	0	0
Base OP:	0	0									
OT:	0	0	0	0	0	0	0	0	0	0	0
Orig BA:	0	0	-229	1,092	460	547	595	408	977	1,300	1,361
Pres OP:	0	0									
OT:	0	0	-142	624	526	513	560	461	780	1,097	1,244
Reest - BA:	0	0	-229	1,092	460	547	595	408	977	1,300	1,361
Mar15 OP:	0	0									
OT:	0	0	-149	641	615	548	574	471	787	1,159	1,324
Reest - BA:	0	0	0	0	0	0	0	0	0	0	0
Orig OP:	0	0									
OT:	0	0	-7	17	89	35	14	10	7	62	80



Sorted by FUNC, SFUN, TID, SUB
 (amounts in millions)

		2015	2016	2017	2018	2019	2020	2021	2022	2023	2024	2025
NATIONAL DEFENSE (050)												
Corps of Engineers--Civil Works												
Corps of Engineers--Civil Works												
Formerly utilized sites remedial action program												
096 3130 0 1 053 AA01 EW EW 01 0												
Appropriation												
Pres 16	BA:	102	104	106	108	109	110	113	115	117	119	122
Reest	OP:	41	41									
	OT:	102	103	105	107	109	110	112	114	116	118	121
Mar 15	BA:	102	104	106	108	111	114	116	119	122	124	127
Base	OP:	41	41									
	OT:	102	103	105	107	110	113	115	118	121	123	126
Orig	BA:	102	104	106	108	109	110	113	115	117	119	122
Pres	OP:	56	43									
	OT:	117	105	108	109	110	112	114	116	119	121	121
Reest -	BA:	0	0	0	0	-2	-4	-3	-4	-5	-5	-5
Mar15	OP:	0	0									
	OT:	0	0	0	0	-1	-3	-3	-4	-5	-5	-5
Reest -	BA:	0	0	0	0	0	0	0	0	0	0	0
Orig	OP:	-15	-2									
	OT:	-15	-2	-3	-2	-1	-2	-2	-2	-3	-3	0



Sorted by FUNC, SFUN, TID, SUB
 (amounts in millions)

	2015	2016	2017	2018	2019	2020	2021	2022	2023	2024	2025
NATIONAL DEFENSE (050)											
Defense Nuclear Facilities Safety Board											
Defense Nuclear Facilities Safety Board											
Salaries and Expenses											
347 3900 0 1 053 AA01 EW EW 01 0											
Appropriation											
Pres 16 BA:	29	29	30	30	30	31	31	32	33	33	34
Reest OP:	7	7									
OT:	29	29	30	30	30	31	31	32	33	33	34
Mar 15 BA:	29	30	31	32	33	34	36	37	38	39	41
Base OP:	7	7									
OT:	29	30	31	32	33	34	36	37	38	39	41
Orig BA:	29	29	30	30	30	31	31	32	33	33	34
Pres OP:	7	7									
OT:	29	29	29	30	30	31	31	32	33	33	34
Reest - BA:	0	-1	-1	-2	-3	-3	-5	-5	-5	-6	-7
Mar15 OP:	0	0									
OT:	0	-1	-1	-2	-3	-3	-5	-5	-5	-6	-7
Reest - BA:	0	0	0	0	0	0	0	0	0	0	0
Orig OP:	0	0									
OT:	0	0	1	0	0	0	0	0	0	0	0




Sorted by FUNC, SFUN, TID, SUB
 (amounts in millions)

	2015	2016	2017	2018	2019	2020	2021	2022	2023	2024	2025
NATIONAL DEFENSE (050)											
Allowances											
Allowances											
Reductions for Joint Committee Enforcement (Defense)											
999 9015 0 1 053 BA01 99 99 10											
Federal Fund											
Pres 16 BA:	0	0	0	0	0	0	0	0	0	0	0
Reest OP:	0	0									
OT:	0	0	0	0	0	0	0	0	0	0	0
Mar 15 BA:	0	0	0	0	0	0	0	0	0	0	0
Base OP:	0	0									
OT:	0	0	0	0	0	0	0	0	0	0	0
Orig BA:	0	-18	0	0	0	0	0	0	0	0	0
Pres OP:	0	0									
OT:	0	-16	-1	0	0	0	0	0	0	0	0
Reest - BA:	0	0	0	0	0	0	0	0	0	0	0
Mar15 OP:	0	0									
OT:	0	0	0	0	0	0	0	0	0	0	0
Reest - BA:	0	18	0	0	0	0	0	0	0	0	0
Orig OP:	0	0									
OT:	0	16	1	0	0	0	0	0	0	0	0



Sorted by FUNC, SFUN, TID, SUB
 (amounts in millions)

		2015	2016	2017	2018	2019	2020	2021	2022	2023	2024	2025
NATIONAL DEFENSE (050)												
999 9015 0 1 053 EA01 99 99 10												
Proposed Legislation												
Pres 16	BA:	0	0	0	0	0	0	0	0	0	0	0
Reest	OP:	0	0									
	OT:	0	0	0	0	0	0	0	0	0	0	0
Mar 15	BA:	0	0	0	0	0	0	0	0	0	0	0
Base	OP:	0	0									
	OT:	0	0	0	0	0	0	0	0	0	0	0
Orig	BA:	0	18	0	0	0	0	0	0	0	0	0
Pres	OP:	0	0									
	OT:	0	16	1	0	0	0	0	0	0	0	0
Reest -	BA:	0	0	0	0	0	0	0	0	0	0	0
Mar15	OP:	0	0									
	OT:	0	0	0	0	0	0	0	0	0	0	0
Reest -	BA:	0	-18	0	0	0	0	0	0	0	0	0
Orig	OP:	0	0									
	OT:	0	-16	-1	0	0	0	0	0	0	0	0
Account Total for Reductions for Joint Committee Enforcement (Defense)												
Pres 16	BA:	0	0	0	0	0	0	0	0	0	0	0
Reest	OP:	0	0									
	OT:	0	0	0	0	0	0	0	0	0	0	0
Mar 15	BA:	0	0	0	0	0	0	0	0	0	0	0
Base	OP:	0	0									
	OT:	0	0	0	0	0	0	0	0	0	0	0
Orig	BA:	0	0	0	0	0	0	0	0	0	0	0
Pres	OP:	0	0									
	OT:	0	0	0	0	0	0	0	0	0	0	0
Reest -	BA:	0	0	0	0	0	0	0	0	0	0	0
Mar15	OP:	0	0									
	OT:	0	0	0	0	0	0	0	0	0	0	0
Reest -	BA:	0	0	0	0	0	0	0	0	0	0	0
Orig	OP:	0	0									
	OT:	0	0	0	0	0	0	0	0	0	0	0



Sorted by FUNC, SFUN, TID, SUB
 (amounts in millions)

		2015	2016	2017	2018	2019	2020	2021	2022	2023	2024	2025
NATIONAL DEFENSE (050)												
Subfunction Total for 053 Atomic energy defense activities (053)												
Pres 16	BA:	19,014	20,320	19,127	20,809	20,784	21,064	21,544	21,756	22,752	23,500	24,035
Reest	OP:	5,423	5,875									
	OT:	18,425	19,722	19,338	20,282	20,748	20,940	21,332	21,623	22,347	23,152	23,779
Mar 15	BA:	19,014	19,301	19,642	20,035	20,422	20,819	21,231	21,646	22,057	22,498	22,963
Base	OP:	5,423	5,875									
	OT:	18,425	19,065	19,498	19,879	20,264	20,655	21,067	21,478	21,885	22,319	22,783
Orig	BA:	19,248	20,518	19,294	20,942	20,889	21,149	21,593	21,784	22,766	23,488	23,932
Pres	OP:	8,508	7,359									
	OT:	21,208	20,767	20,310	20,401	20,785	21,004	21,403	21,665	22,396	23,106	23,641
Reest -	BA:	0	1,019	-515	774	362	245	313	110	695	1,002	1,072
Mar15	OP:	0	0									
	OT:	0	657	-160	403	484	285	265	145	462	833	996
Reest -	BA:	-234	-198	-167	-133	-105	-85	-49	-28	-14	12	103
Orig	OP:	-3,085	-1,484									
	OT:	-2,783	-1,045	-972	-119	-37	-64	-71	-42	-49	46	138



Sorted by FUNC, SFUN, TID, SUB
 (amounts in millions)

		2015	2016	2017	2018	2019	2020	2021	2022	2023	2024	2025
NATIONAL DEFENSE (050)												
Defense-related activities (054)												
Department of Commerce												
Bureau of Industry and Security												
Operations and administration												
013 0300 0 1 054 AA01 CJ CJ 01 0												
Appropriation												
Pres 16	BA:	36	36	36	38	38	38	39	40	40	42	42
Reest	OP:	5	6									
	OT:	36	37	36	38	38	38	39	40	40	42	42
Mar 15	BA:	36	37	38	39	41	42	44	45	46	48	49
Base	OP:	5	6									
	OT:	36	37	38	39	41	42	44	45	46	48	49
Orig	BA:	36	36	36	38	38	38	39	40	40	42	42
Pres	OP:	6	6									
	OT:	36	36	36	38	38	38	39	40	40	42	42
Reest -	BA:	0	-1	-2	-1	-3	-4	-5	-5	-6	-6	-7
Mar15	OP:	0	0									
	OT:	0	0	-2	-1	-3	-4	-5	-5	-6	-6	-7
Reest -	BA:	0	0	0	0	0	0	0	0	0	0	0
Orig	OP:	-1	0									
	OT:	0	1	0	0	0	0	0	0	0	0	0




Sorted by FUNC, SFUN, TID, SUB
 (amounts in millions)

	2015	2016	2017	2018	2019	2020	2021	2022	2023	2024	2025
NATIONAL DEFENSE (050)											
Department of Justice											
Federal Bureau of Investigation											
Salaries and expenses											
015 0200 0 1 054 AA02 CJ CJ 01 0											
Appropriation											
Pres 16 BA:	4,948	5,001	5,099	5,201	5,253	5,305	5,412	5,520	5,631	5,743	5,858
Reest OP:	670	883									
OT:	4,628	4,884	5,075	5,173	5,234	5,289	5,386	5,490	5,599	5,711	5,825
Mar 15 BA:	4,948	5,089	5,246	5,422	5,605	5,793	5,983	6,182	6,383	6,590	6,802
Base OP:	670	883									
OT:	4,628	4,954	5,204	5,373	5,553	5,739	5,928	6,125	6,325	6,531	6,741
Orig BA:	5,277	4,928	5,099	5,201	5,253	5,305	5,412	5,520	5,631	5,743	5,858
Pres OP:	1,125	922									
OT:	5,427	4,916	5,089	5,176	5,237	5,291	5,388	5,492	5,603	5,714	5,828
Reest - BA:	0	-88	-147	-221	-352	-488	-571	-662	-752	-847	-944
Mar15 OP:	0	0									
OT:	0	-70	-129	-200	-319	-450	-542	-635	-726	-820	-916
Reest - BA:	-329	73	0	0	0	0	0	0	0	0	0
Orig OP:	-455	-39									
OT:	-799	-32	-14	-3	-3	-2	-2	-2	-4	-3	-3



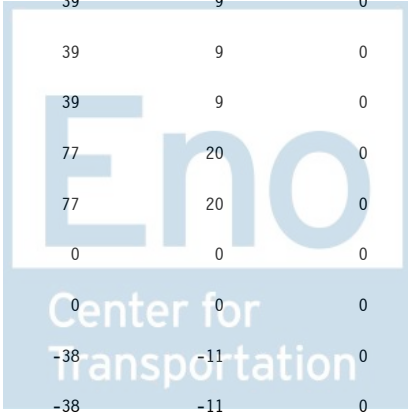
Sorted by FUNC, SFUN, TID, SUB
 (amounts in millions)

		2015	2016	2017	2018	2019	2020	2021	2022	2023	2024	2025
NATIONAL DEFENSE (050)												
015 0200 0 1 054 BA60 30 72 10 A SPECTRUM												
Federal Fund												
spectrum												
Pres 16	BA:	329	0	0	0	0	0	0	0	0	0	0
Reest	OP:	0	66									
	OT:	33	66	66	66	49	33	16	0	0	0	0
Mar 15	BA:	329	0	0	0	0	0	0	0	0	0	0
Base	OP:	0	66									
	OT:	33	66	66	66	49	33	16	0	0	0	0
Orig	BA:	0	0	0	0	0	0	0	0	0	0	0
Pres	OP:	0	0									
	OT:	0	0	0	0	0	0	0	0	0	0	0
Reest -	BA:	0	0	0	0	0	0	0	0	0	0	0
Mar15	OP:	0	0									
	OT:	0	0	0	0	0	0	0	0	0	0	0
Reest -	BA:	329	0	0	0	0	0	0	0	0	0	0
Orig	OP:	0	66									
	OT:	33	66	66	66	49	33	16	0	0	0	0
015 0200 0 1 054 IA01 CJ CJ 01												
Rescission												
Pres 16	BA:	0	-71	0	0	0	0	0	0	0	0	0
Reest	OP:	0	0									
	OT:	0	-57	-11	-4	0	0	0	0	0	0	0
Mar 15	BA:	0	0	0	0	0	0	0	0	0	0	0
Base	OP:	0	0									
	OT:	0	0	0	0	0	0	0	0	0	0	0
Orig	BA:	0	0	0	0	0	0	0	0	0	0	0
Pres	OP:	0	0									
	OT:	0	0	0	0	0	0	0	0	0	0	0
Reest -	BA:	0	-71	0	0	0	0	0	0	0	0	0
Mar15	OP:	0	0									
	OT:	0	-57	-11	-4	0	0	0	0	0	0	0
Reest -	BA:	0	-71	0	0	0	0	0	0	0	0	0
Orig	OP:	0	0									
	OT:	0	-57	-11	-4	0	0	0	0	0	0	0



Sorted by FUNC, SFUN, TID, SUB
 (amounts in millions)

		2015	2016	2017	2018	2019	2020	2021	2022	2023	2024	2025
NATIONAL DEFENSE (050)												
Account Total for Salaries and expenses												
Pres 16	BA:	5,277	4,930	5,099	5,201	5,253	5,305	5,412	5,520	5,631	5,743	5,858
Reest	OP:	670	949									
	OT:	4,661	4,893	5,130	5,235	5,283	5,322	5,402	5,490	5,599	5,711	5,825
Mar 15	BA:	5,277	5,089	5,246	5,422	5,605	5,793	5,983	6,182	6,383	6,590	6,802
Base	OP:	670	949									
	OT:	4,661	5,020	5,270	5,439	5,602	5,772	5,944	6,125	6,325	6,531	6,741
Orig	BA:	5,277	4,928	5,099	5,201	5,253	5,305	5,412	5,520	5,631	5,743	5,858
Pres	OP:	1,125	922									
	OT:	5,427	4,916	5,089	5,176	5,237	5,291	5,388	5,492	5,603	5,714	5,828
Reest -	BA:	0	-159	-147	-221	-352	-488	-571	-662	-752	-847	-944
Mar15	OP:	0	0									
	OT:	0	-127	-140	-204	-319	-450	-542	-635	-726	-820	-916
Reest -	BA:	0	2	0	0	0	0	0	0	0	0	0
Orig	OP:	-455	27									
	OT:	-766	-23	41	59	46	31	14	-2	-4	-3	-3
Radiation Exposure Compensation												
Payment to radiation exposure compensation trust fund												
015 0333 0 1 054 BA01 42 86 10 A												
Federal Fund												
Pres 16	BA:	82	59	51	48	45	43	41	39	9	0	0
Reest	OP:	0	0									
	OT:	82	59	51	48	45	43	41	39	9	0	0
Mar 15	BA:	82	59	51	48	45	43	41	39	9	0	0
Base	OP:	0	0									
	OT:	82	59	51	48	45	43	41	39	9	0	0
Orig	BA:	82	75	63	65	67	70	74	77	20	0	0
Pres	OP:	0	0									
	OT:	82	75	63	65	67	70	74	77	20	0	0
Reest -	BA:	0	0	0	0	0	0	0	0	0	0	0
Mar15	OP:	0	0									
	OT:	0	0	0	0	0	0	0	0	0	0	0
Reest -	BA:	0	-16	-12	-17	-22	-27	-33	-38	-11	0	0
Orig	OP:	0	0									
	OT:	0	-16	-12	-17	-22	-27	-33	-38	-11	0	0



Sorted by FUNC, SFUN, TID, SUB
 (amounts in millions)

		2015	2016	2017	2018	2019	2020	2021	2022	2023	2024	2025
NATIONAL DEFENSE (050)												
Radiation exposure compensation trust fund												
015 8116 0 7 054 BB03 42 86 10 A												
Trust Fund												
Pres 16	BA:	75	59	51	48	45	43	41	39	9	0	0
Reest	OP:	0	0									
	OT:	75	59	51	48	45	43	41	39	9	0	0
Mar 15	BA:	75	59	51	48	45	43	41	39	9	0	0
Base	OP:	0	0									
	OT:	75	59	51	48	45	43	41	39	9	0	0
Orig	BA:	82	75	63	65	67	70	74	77	20	0	0
Pres	OP:	22	33									
	OT:	71	78	68	64	66	69	72	76	43	8	0
Reest -	BA:	0	0	0	0	0	0	0	0	0	0	0
Mar15	OP:	0	0									
	OT:	0	0	0	0	0	0	0	0	0	0	0
Reest -	BA:	-7	-16	-12	-17	-22	-27	-33	-38	-11	0	0
Orig	OP:	-22	-33									
	OT:	4	-19	-17	-16	-21	-26	-31	-37	-34	-8	0



Sorted by FUNC, SFUN, TID, SUB
 (amounts in millions)

		2015	2016	2017	2018	2019	2020	2021	2022	2023	2024	2025
NATIONAL DEFENSE (050)												
Federal Bureau of Investigation												
Payment from the general fund												
015 9990 8 1 054 CB02 XX XX 20												
Offsetting Receipts												
Pres 16	BA:	0	0	0	0	0	0	0	0	0	0	0
Reest	OP:	0	0									
	OT:	0	0	0	0	0	0	0	0	0	0	0
Mar 15	BA:	0	0	0	0	0	0	0	0	0	0	0
Base	OP:	0	0									
	OT:	0	0	0	0	0	0	0	0	0	0	0
Orig	BA:	-82	-75	-63	-65	-67	-70	-74	-77	-20	0	0
Pres	OP:	0	0									
	OT:	-82	-75	-63	-65	-67	-70	-74	-77	-20	0	0
Reest -	BA:	0	0	0	0	0	0	0	0	0	0	0
Mar15	OP:	0	0									
	OT:	0	0	0	0	0	0	0	0	0	0	0
Reest -	BA:	82	75	63	65	67	70	74	77	20	0	0
Orig	OP:	0	0									
	OT:	82	75	63	65	67	70	74	77	20	0	0



Sorted by FUNC, SFUN, TID, SUB
 (amounts in millions)

		2015	2016	2017	2018	2019	2020	2021	2022	2023	2024	2025
NATIONAL DEFENSE (050)												
Department of Justice												
Payment from the general fund, Radiation Exposure Compensation TF												
015 9990 8 7 054 CB03 XX XX 10 A												
Offsetting Receipts												
Pres 16	BA:	-82	-59	-51	-48	-45	-43	-41	-39	-9	0	0
Reest	OP:	0	0									
	OT:	-82	-59	-51	-48	-45	-43	-41	-39	-9	0	0
Mar 15	BA:	-82	-59	-51	-48	-45	-43	-41	-39	-9	0	0
Base	OP:	0	0									
	OT:	-82	-59	-51	-48	-45	-43	-41	-39	-9	0	0
Orig	BA:	0	0	0	0	0	0	0	0	0	0	0
Pres	OP:	0	0									
	OT:	0	0	0	0	0	0	0	0	0	0	0
Reest -	BA:	0	0	0	0	0	0	0	0	0	0	0
Mar15	OP:	0	0									
	OT:	0	0	0	0	0	0	0	0	0	0	0
Reest -	BA:	-82	-59	-51	-48	-45	-43	-41	-39	-9	0	0
Orig	OP:	0	0									
	OT:	-82	-59	-51	-48	-45	-43	-41	-39	-9	0	0




Sorted by FUNC, SFUN, TID, SUB
 (amounts in millions)

	2015	2016	2017	2018	2019	2020	2021	2022	2023	2024	2025
NATIONAL DEFENSE (050)											
Department of Homeland Security											
Department of Homeland Security											
Adjustment to Reflect 2015 Budget Policy											
024 9001 0 1 054 AA01 HS HS 01											
Appropriation											
Pres 16 BA:	0	0	0	0	0	0	0	0	0	0	0
Reest OP:	0	0									
OT:	0	0	0	0	0	0	0	0	0	0	0
Mar 15 BA:	0	0	0	0	0	0	0	0	0	0	0
Base OP:	0	0									
OT:	0	0	0	0	0	0	0	0	0	0	0
Orig BA:	14	0	0	0	0	0	0	0	0	0	0
Pres OP:	0	3									
OT:	9	3	1	0	0	0	0	0	0	0	0
Reest - BA:	0	0	0	0	0	0	0	0	0	0	0
Mar15 OP:	0	0									
OT:	0	0	0	0	0	0	0	0	0	0	0
Reest - BA:	-14	0	0	0	0	0	0	0	0	0	0
Orig OP:	0	-3									
OT:	-9	-3	-1	0	0	0	0	0	0	0	0



Sorted by FUNC, SFUN, TID, SUB
 (amounts in millions)

		2015	2016	2017	2018	2019	2020	2021	2022	2023	2024	2025
NATIONAL DEFENSE (050)												
024 9001 0 1 054 AA02 HS HS 01												
Appropriation												
Pres 16	BA:	0	0	0	0	0	0	0	0	0	0	0
Reest	OP:	0	0									
	OT:	0	0	0	0	0	0	0	0	0	0	0
Mar 15	BA:	0	0	0	0	0	0	0	0	0	0	0
Base	OP:	0	0									
	OT:	0	0	0	0	0	0	0	0	0	0	0
Orig	BA:	-227	0	0	0	0	0	0	0	0	0	0
Pres	OP:	0	-107									
	OT:	-109	-107	-7	-5	0	0	0	0	0	0	0
Reest -	BA:	0	0	0	0	0	0	0	0	0	0	0
Mar15	OP:	0	0									
	OT:	0	0	0	0	0	0	0	0	0	0	0
Reest -	BA:	227	0	0	0	0	0	0	0	0	0	0
Orig	OP:	0	107									
	OT:	109	107	7	5	0	0	0	0	0	0	0
Account Total for Adjustment to Reflect 2015 Budget Policy												
Pres 16	BA:	0	0	0	0	0	0	0	0	0	0	0
Reest	OP:	0	0									
	OT:	0	0	0	0	0	0	0	0	0	0	0
Mar 15	BA:	0	0	0	0	0	0	0	0	0	0	0
Base	OP:	0	0									
	OT:	0	0	0	0	0	0	0	0	0	0	0
Orig	BA:	-213	0	0	0	0	0	0	0	0	0	0
Pres	OP:	0	-104									
	OT:	-100	-104	-6	-5	0	0	0	0	0	0	0
Reest -	BA:	0	0	0	0	0	0	0	0	0	0	0
Mar15	OP:	0	0									
	OT:	0	0	0	0	0	0	0	0	0	0	0
Reest -	BA:	213	0	0	0	0	0	0	0	0	0	0
Orig	OP:	0	104									
	OT:	100	104	6	5	0	0	0	0	0	0	0



Sorted by FUNC, SFUN, TID, SUB
 (amounts in millions)

		2015	2016	2017	2018	2019	2020	2021	2022	2023	2024	2025
NATIONAL DEFENSE (050)												
National Science Foundation												
National Science Foundation												
Research and related activities												
049 0100 0 1 054 AA01 CJ CJ 01 0												
Appropriation												
Pres 16	BA:	68	68	69	71	71	72	74	75	77	78	80
Reest	OP:	53	54		68	69	70	71	73	74	76	77
	OT:	65	66	67	68	69	70	71	73	74	76	77
Mar 15	BA:	68	69	70	72	73	75	76	78	79	81	82
Base	OP:	53	54		68	70	72	74	75	77	78	80
	OT:	65	66	67	68	70	72	74	75	77	78	80
Orig	BA:	68	68	69	71	71	72	74	75	77	78	80
Pres	OP:	31	41		64	66	66	68	73	74	76	77
	OT:	45	55	61	64	66	66	68	73	74	76	77
Reest -	BA:	0	-1	-1	-1	-2	-3	-2	-3	-2	-3	-2
Mar15	OP:	0	0		0	-1	-2	-3	-2	-3	-2	-3
	OT:	0	0	0	0	-1	-2	-3	-2	-3	-2	-3
Reest -	BA:	0	0	0	0	0	0	0	0	0	0	0
Orig	OP:	22	13		4	3	4	3	0	0	0	0
	OT:	20	11	6	4	3	4	3	0	0	0	0



Sorted by FUNC, SFUN, TID, SUB
 (amounts in millions)

		2015	2016	2017	2018	2019	2020	2021	2022	2023	2024	2025
NATIONAL DEFENSE (050)												
Central Intelligence Agency												
Central Intelligence Agency												
Central Intelligence Agency Retirement and Disability System												
056 3400 0 1 054 AA01 DE DE 10 A												
Appropriation												
Pres 16	BA:	514	514	514	514	514	514	514	514	514	514	514
Reest	OP:	0	0									
	OT:	514	514	514	514	514	514	514	514	514	514	514
Mar 15	BA:	514	514	514	514	514	514	514	514	514	514	514
Base	OP:	0	0									
	OT:	514	514	514	514	514	514	514	514	514	514	514
Orig	BA:	514	514	514	514	514	514	514	514	514	514	514
Pres	OP:	0	0									
	OT:	514	514	514	514	514	514	514	514	514	514	514
Reest -	BA:	0	0	0	0	0	0	0	0	0	0	0
Mar15	OP:	0	0									
	OT:	0	0	0	0	0	0	0	0	0	0	0
Reest -	BA:	0	0	0	0	0	0	0	0	0	0	0
Orig	OP:	0	0									
	OT:	0	0	0	0	0	0	0	0	0	0	0



Sorted by FUNC, SFUN, TID, SUB
 (amounts in millions)

	2015	2016	2017	2018	2019	2020	2021	2022	2023	2024	2025
NATIONAL DEFENSE (050)											
Department of Transportation											
Maritime Administration											
Ready reserve force											
069 1710 0 1 054 AA01 TT TT 01 0											
Appropriation											
Pres 16 BA:	0	0	0	0	0	0	0	0	0	0	0
Reest OP:	91	0		0	0	0	0	0	0	0	0
OT:	91	0	0	0	0	0	0	0	0	0	0
Mar 15 BA:	0	0	0	0	0	0	0	0	0	0	0
Base OP:	91	0		0	0	0	0	0	0	0	0
OT:	91	0	0	0	0	0	0	0	0	0	0
Orig BA:	0	0	0	0	0	0	0	0	0	0	0
Pres OP:	148	37		0	0	0	0	0	0	0	0
OT:	111	1	0	-1	0	-1	-1	-1	-1	-1	-1
Reest - BA:	0	0	0	0	0	0	0	0	0	0	0
Mar15 OP:	0	0		0	0	0	0	0	0	0	0
OT:	0	0	0	0	0	0	0	0	0	0	0
Reest - BA:	0	0	0	0	0	0	0	0	0	0	0
Orig OP:	-57	-37		0	0	0	0	0	0	0	0
OT:	-20	-1	0	1	0	1	1	1	1	1	1



Sorted by FUNC, SFUN, TID, SUB
 (amounts in millions)

		2015	2016	2017	2018	2019	2020	2021	2022	2023	2024	2025
NATIONAL DEFENSE (050)												
Maritime security program												
069 1711 0 1 054 AA01 TT TT 01 0												
Appropriation												
Pres 16	BA:	186	211	215	220	222	224	228	233	238	242	247
Reest	OP:	15	15									
	OT:	186	209	215	220	222	224	228	233	238	242	247
Mar 15	BA:	186	189	192	196	200	204	208	212	217	221	226
Base	OP:	15	15									
	OT:	186	189	192	196	200	204	208	212	217	221	226
Orig	BA:	186	211	215	220	222	224	228	233	238	242	247
Pres	OP:	17	13									
	OT:	190	209	215	220	221	224	228	233	237	242	247
Reest -	BA:	0	22	23	24	22	20	20	21	21	21	21
Mar15	OP:	0	0									
	OT:	0	20	23	24	22	20	20	21	21	21	21
Reest -	BA:	0	0	0	0	0	0	0	0	0	0	0
Orig	OP:	-2	2									
	OT:	-4	0	0	0	1	0	0	0	1	0	0



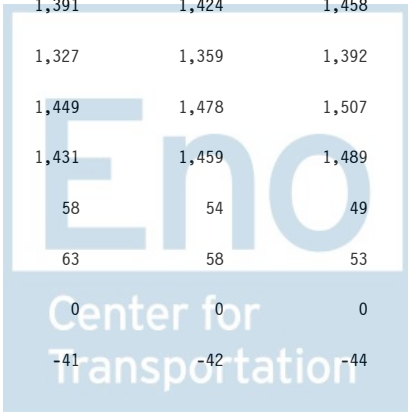
Sorted by FUNC, SFUN, TID, SUB
 (amounts in millions)

		2015	2016	2017	2018	2019	2020	2021	2022	2023	2024	2025
NATIONAL DEFENSE (050)												
Department of Homeland Security												
National Protection and Programs Directorate												
Infrastructure Protection and Information Security												
070 0565 0 1 054 AA01 HS HS 01 0												
Appropriation												
Pres 16	BA:	1,189	1,312	1,338	1,365	1,380	1,393	1,421	1,449	1,478	1,507	1,537
Reest	OP:	712	795									
	OT:	1,045	1,162	1,227	1,292	1,330	1,349	1,367	1,390	1,417	1,445	1,473
Mar 15	BA:	1,189	1,211	1,237	1,267	1,297	1,328	1,359	1,392	1,425	1,459	1,494
Base	OP:	712	795									
	OT:	1,045	1,134	1,163	1,199	1,238	1,267	1,297	1,328	1,360	1,393	1,426
Orig	BA:	1,186	1,312	1,338	1,365	1,380	1,393	1,421	1,449	1,478	1,507	1,537
Pres	OP:	608	546									
	OT:	1,398	1,420	1,474	1,349	1,367	1,382	1,404	1,431	1,459	1,489	1,518
Reest -	BA:	0	101	101	98	83	65	62	57	53	48	43
Mar15	OP:	0	0									
	OT:	0	28	64	93	92	82	70	62	57	52	47
Reest -	BA:	3	0	0	0	0	0	0	0	0	0	0
Orig	OP:	104	249									
	OT:	-353	-258	-247	-57	-37	-33	-37	-41	-42	-44	-45



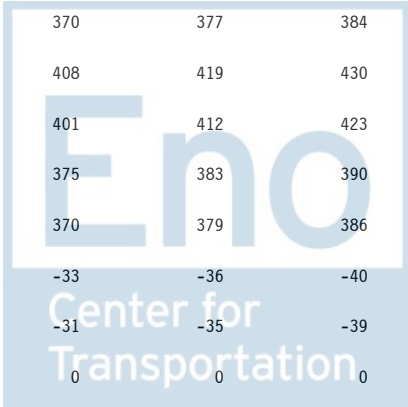
Sorted by FUNC, SFUN, TID, SUB
 (amounts in millions)

		2015	2016	2017	2018	2019	2020	2021	2022	2023	2024	2025
NATIONAL DEFENSE (050)												
070 0565 0 1 054 IA01 HS HS 01 0												
Rescission												
Pres 16	BA:	-1	0	0	0	0	0	0	0	0	0	0
Reest	OP:	0	0									
	OT:	0	0	0	0	0	0	0	0	0	0	0
Mar 15	BA:	-1	-1	-1	-1	-1	-1	-1	-1	-1	-1	-1
Base	OP:	0	0									
	OT:	0	0	-1	-1	-1	-1	-1	-1	-1	-1	-1
Orig	BA:	0	0	0	0	0	0	0	0	0	0	0
Pres	OP:	0	0									
	OT:	0	0	0	0	0	0	0	0	0	0	0
Reest -	BA:	0	1	1	1	1	1	1	1	1	1	1
Mar15	OP:	0	0									
	OT:	0	0	1	1	1	1	1	1	1	1	1
Reest -	BA:	-1	0	0	0	0	0	0	0	0	0	0
Orig	OP:	0	0									
	OT:	0	0	0	0	0	0	0	0	0	0	0
Account Total for Infrastructure Protection and Information Security												
Pres 16	BA:	1,188	1,312	1,338	1,365	1,380	1,393	1,421	1,449	1,478	1,507	1,537
Reest	OP:	712	795									
	OT:	1,045	1,162	1,227	1,292	1,330	1,349	1,367	1,390	1,417	1,445	1,473
Mar 15	BA:	1,188	1,210	1,236	1,266	1,296	1,327	1,358	1,391	1,424	1,458	1,493
Base	OP:	712	795									
	OT:	1,045	1,134	1,162	1,198	1,237	1,266	1,296	1,327	1,359	1,392	1,425
Orig	BA:	1,186	1,312	1,338	1,365	1,380	1,393	1,421	1,449	1,478	1,507	1,537
Pres	OP:	608	546									
	OT:	1,398	1,420	1,474	1,349	1,367	1,382	1,404	1,431	1,459	1,489	1,518
Reest -	BA:	0	102	102	99	84	66	63	58	54	49	44
Mar15	OP:	0	0									
	OT:	0	28	65	94	93	83	71	63	58	53	48
Reest -	BA:	2	0	0	0	0	0	0	0	0	0	0
Orig	OP:	104	249									
	OT:	-353	-258	-247	-57	-37	-33	-37	-41	-42	-44	-45



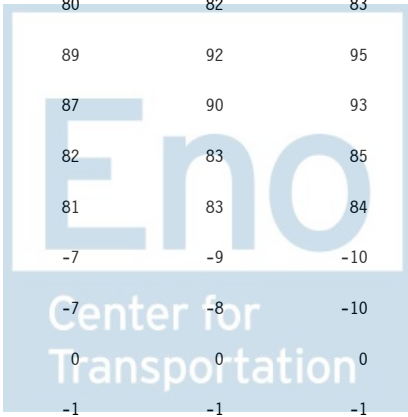
Sorted by FUNC, SFUN, TID, SUB
 (amounts in millions)

		2015	2016	2017	2018	2019	2020	2021	2022	2023	2024	2025
NATIONAL DEFENSE (050)												
United States Coast Guard												
Operating expenses												
070 0610 0 1 054 AA01 HS HS 01 0 WAR15												
Appropriation												
Pres 16	BA:	213	0	0	0	0	0	0	0	0	0	0
Reest	OP:	0	32									
	OT:	170	32	6	2	0	0	0	0	0	0	0
Mar 15	BA:	213	218	223	229	236	242	249	256	263	270	277
Base	OP:	0	32									
	OT:	170	206	217	225	232	238	245	252	259	266	273
Orig	BA:	227	0	0	0	0	0	0	0	0	0	0
Pres	OP:	0	107									
	OT:	109	107	7	5	0	0	0	0	0	0	0
Reest -	BA:	0	-218	-223	-229	-236	-242	-249	-256	-263	-270	-277
Mar15	OP:	0	0									
	OT:	0	-174	-211	-223	-232	-238	-245	-252	-259	-266	-273
Reest -	BA:	-14	0	0	0	0	0	0	0	0	0	0
Orig	OP:	0	-75									
	OT:	61	-75	-1	-3	0	0	0	0	0	0	0
070 0610 0 1 054 AA07 HS HS 01 0												
Appropriation												
Pres 16	BA:	340	340	347	354	357	361	368	375	383	390	399
Reest	OP:	107	74									
	OT:	379	346	344	349	353	356	363	370	377	384	393
Mar 15	BA:	340	348	356	366	376	387	397	408	419	430	442
Base	OP:	107	74									
	OT:	379	352	352	360	370	381	391	401	412	423	435
Orig	BA:	340	340	347	354	357	361	368	375	383	390	399
Pres	OP:	0	160									
	OT:	163	324	342	349	354	358	363	370	379	386	395
Reest -	BA:	0	-8	-9	-12	-19	-26	-29	-33	-36	-40	-43
Mar15	OP:	0	0									
	OT:	0	-6	-8	-11	-17	-25	-28	-31	-35	-39	-42
Reest -	BA:	0	0	0	0	0	0	0	0	0	0	0
Orig	OP:	107	-86									
	OT:	216	22	2	0	-1	-2	0	0	-2	-2	-2



Sorted by FUNC, SFUN, TID, SUB
 (amounts in millions)

		2015	2016	2017	2018	2019	2020	2021	2022	2023	2024	2025
NATIONAL DEFENSE (050)												
Account Total for Operating expenses												
Pres 16	BA:	553	340	347	354	357	361	368	375	383	390	399
Reest	OP:	107	106									
	OT:	549	378	350	351	353	356	363	370	377	384	393
Mar 15	BA:	553	566	579	595	612	629	646	664	682	700	719
Base	OP:	107	106									
	OT:	549	558	569	585	602	619	636	653	671	689	708
Orig	BA:	567	340	347	354	357	361	368	375	383	390	399
Pres	OP:	0	267									
	OT:	272	431	349	354	354	358	363	370	379	386	395
Reest -	BA:	0	-226	-232	-241	-255	-268	-278	-289	-299	-310	-320
Mar15	OP:	0	0									
	OT:	0	-180	-219	-234	-249	-263	-273	-283	-294	-305	-315
Reest -	BA:	-14	0	0	0	0	0	0	0	0	0	0
Orig	OP:	107	-161									
	OT:	277	-53	1	-3	-1	-2	0	0	-2	-2	-2
Federal Emergency Management Agency												
Salaries and Expenses												
070 0700 0 1 054 AA03 HS HS 01 0												
Appropriation												
Pres 16	BA:	72	74	75	77	78	79	80	82	83	85	87
Reest	OP:	27	29									
	OT:	70	73	74	75	77	78	79	80	82	83	85
Mar 15	BA:	72	74	76	79	81	84	86	89	92	95	98
Base	OP:	27	29									
	OT:	70	73	74	77	79	82	84	87	90	93	96
Orig	BA:	74	74	75	77	78	79	80	82	83	85	87
Pres	OP:	9	22									
	OT:	57	70	75	76	78	78	80	81	83	84	87
Reest -	BA:	0	0	-1	-2	-3	-5	-6	-7	-9	-10	-11
Mar15	OP:	0	0									
	OT:	0	0	0	-2	-2	-4	-5	-7	-8	-10	-11
Reest -	BA:	-2	0	0	0	0	0	0	0	0	0	0
Orig	OP:	18	7									
	OT:	13	3	-1	-1	-1	0	-1	-1	-1	-1	-2



Sorted by FUNC, SFUN, TID, SUB
 (amounts in millions)

	2015	2016	2017	2018	2019	2020	2021	2022	2023	2024	2025
NATIONAL DEFENSE (050)											
Other Defense Civil Programs											
Selective Service System											
Salaries and expenses											
090 0400 0 1 054 AA01 FS FS 01 0											
Appropriation											
Pres 16 BA:	23	23	23	24	24	24	25	25	26	26	27
Reest OP:	3	3									
OT:	21	21	22	22	23	23	23	23	24	24	25
Mar 15 BA:	23	24	24	25	26	27	28	29	30	31	32
Base OP:	3	3									
OT:	21	22	23	23	24	25	26	27	28	29	30
Orig BA:	23	23	23	24	24	24	25	25	26	26	27
Pres OP:	4	4									
OT:	22	22	23	24	24	24	25	25	26	26	27
Reest - BA:	0	-1	-1	-1	-2	-3	-3	-4	-4	-5	-5
Mar15 OP:	0	0									
OT:	0	-1	-1	-1	-1	-2	-3	-4	-4	-5	-5
Reest - BA:	0	0	0	0	0	0	0	0	0	0	0
Orig OP:	-1	-1									
OT:	-1	-1	-1	-2	-1	-1	-2	-2	-2	-2	-2



Sorted by FUNC, SFUN, TID, SUB
 (amounts in millions)

		2015	2016	2017	2018	2019	2020	2021	2022	2023	2024	2025
NATIONAL DEFENSE (050)												
Military Retirement												
Payment to military retirement fund												
097 0040 0 1 054 BA01 22 66 10 A												
Federal Fund												
Pres 16	BA:	75,562	78,142	80,167	82,973	85,876	88,882	91,994	95,212	98,547	101,994	105,565
Reest	OP:	0	0									
	OT:	75,562	78,142	80,167	82,973	85,876	88,882	91,994	95,212	98,547	101,994	105,565
Mar 15	BA:	75,562	78,142	80,167	82,973	85,876	88,882	91,994	95,212	98,547	101,994	105,565
Base	OP:	0	0									
	OT:	75,562	78,142	80,167	82,973	85,876	88,882	91,994	95,212	98,547	101,994	105,565
Orig	BA:	75,562	78,142	80,167	82,973	85,876	88,882	91,994	95,212	98,547	101,994	105,565
Pres	OP:	0	0									
	OT:	75,562	78,142	80,167	82,973	85,876	88,882	91,994	95,212	98,547	101,994	105,565
Reest -	BA:	0	0	0	0	0	0	0	0	0	0	0
Mar15	OP:	0	0									
	OT:	0	0	0	0	0	0	0	0	0	0	0
Reest -	BA:	0	0	0	0	0	0	0	0	0	0	0
Orig	OP:	0	0									
	OT:	0	0	0	0	0	0	0	0	0	0	0



Sorted by FUNC, SFUN, TID, SUB
 (amounts in millions)

		2015	2016	2017	2018	2019	2020	2021	2022	2023	2024	2025
NATIONAL DEFENSE (050)												
Retiree Health Care												
Payment to Department of Defense Medicare-eligible retiree health												
097 0850 0 1 054 BA01 22 66 10 A												
Federal Fund												
Pres 16	BA:	4,005	3,789	3,921	4,058	4,200	4,347	4,499	4,657	4,820	4,989	5,163
Reest	OP:	0	0									
	OT:	4,005	3,789	3,921	4,058	4,200	4,347	4,499	4,657	4,820	4,989	5,163
Mar 15	BA:	4,005	3,789	3,921	4,058	4,200	4,347	4,499	4,657	4,820	4,989	5,163
Base	OP:	0	0									
	OT:	4,005	3,789	3,921	4,058	4,200	4,347	4,499	4,657	4,820	4,989	5,163
Orig	BA:	4,005	3,789	3,921	4,058	4,200	4,347	4,499	4,657	4,820	4,989	5,163
Pres	OP:	0	0									
	OT:	4,005	3,789	3,921	4,058	4,200	4,347	4,499	4,657	4,820	4,989	5,163
Reest -	BA:	0	0	0	0	0	0	0	0	0	0	0
Mar15	OP:	0	0									
	OT:	0	0	0	0	0	0	0	0	0	0	0
Reest -	BA:	0	0	0	0	0	0	0	0	0	0	0
Orig	OP:	0	0									
	OT:	0	0	0	0	0	0	0	0	0	0	0
097 0850 0 1 054 EE01 XX XX 10												
Non-scoreable secondary effect												
Pres 16	BA:	0	0	-1,163	-1,204	-1,246	-1,289	-1,334	-1,381	-1,429	-1,479	-1,531
Reest	OP:	0	0									
	OT:	0	0	-1,163	-1,204	-1,246	-1,289	-1,334	-1,381	-1,429	-1,479	-1,531
Mar 15	BA:	0	0	0	0	0	0	0	0	0	0	0
Base	OP:	0	0									
	OT:	0	0	0	0	0	0	0	0	0	0	0
Orig	BA:	0	-1,124	-1,163	-1,204	-1,246	-1,289	-1,334	-1,381	-1,429	-1,479	-1,531
Pres	OP:	0	0									
	OT:	0	-1,124	-1,163	-1,204	-1,246	-1,289	-1,334	-1,381	-1,429	-1,479	-1,531
Reest -	BA:	0	0	-1,163	-1,204	-1,246	-1,289	-1,334	-1,381	-1,429	-1,479	-1,531
Mar15	OP:	0	0									
	OT:	0	0	-1,163	-1,204	-1,246	-1,289	-1,334	-1,381	-1,429	-1,479	-1,531
Reest -	BA:	0	1,124	0	0	0	0	0	0	0	0	0
Orig	OP:	0	0									
	OT:	0	1,124	0	0	0	0	0	0	0	0	0



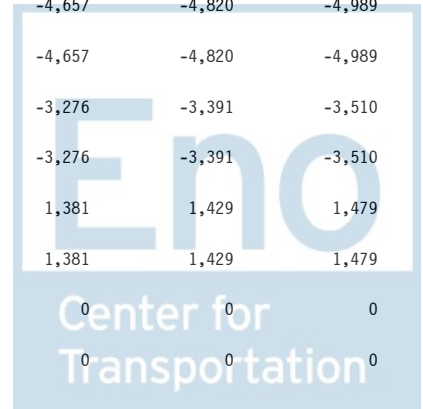
Sorted by FUNC, SFUN, TID, SUB
 (amounts in millions)

		2015	2016	2017	2018	2019	2020	2021	2022	2023	2024	2025
NATIONAL DEFENSE (050)												
Account Total for Payment to Department of Defense Medicare-eligible retiree health												
Pres 16	BA:	4,005	3,789	2,758	2,854	2,954	3,058	3,165	3,276	3,391	3,510	3,632
Reest	OP:	0	0									
	OT:	4,005	3,789	2,758	2,854	2,954	3,058	3,165	3,276	3,391	3,510	3,632
Mar 15	BA:	4,005	3,789	3,921	4,058	4,200	4,347	4,499	4,657	4,820	4,989	5,163
Base	OP:	0	0									
	OT:	4,005	3,789	3,921	4,058	4,200	4,347	4,499	4,657	4,820	4,989	5,163
Orig	BA:	4,005	2,665	2,758	2,854	2,954	3,058	3,165	3,276	3,391	3,510	3,632
Pres	OP:	0	0									
	OT:	4,005	2,665	2,758	2,854	2,954	3,058	3,165	3,276	3,391	3,510	3,632
Reest -	BA:	0	0	-1,163	-1,204	-1,246	-1,289	-1,334	-1,381	-1,429	-1,479	-1,531
Mar15	OP:	0	0									
	OT:	0	0	-1,163	-1,204	-1,246	-1,289	-1,334	-1,381	-1,429	-1,479	-1,531
Reest -	BA:	0	1,124	0	0	0	0	0	0	0	0	0
Orig	OP:	0	0									
	OT:	0	1,124	0	0	0	0	0	0	0	0	0
Federal contributions, DOD retiree health care fund												
097 9990 8 2 054 CB01 22 66 10 A												
Offsetting Receipts												
Pres 16	BA:	-4,005	-3,789	-3,921	-4,058	-4,200	-4,347	-4,499	-4,657	-4,820	-4,989	-5,163
Reest	OP:	0	0									
	OT:	-4,005	-3,789	-3,921	-4,058	-4,200	-4,347	-4,499	-4,657	-4,820	-4,989	-5,163
Mar 15	BA:	-4,005	-3,789	-3,921	-4,058	-4,200	-4,347	-4,499	-4,657	-4,820	-4,989	-5,163
Base	OP:	0	0									
	OT:	-4,005	-3,789	-3,921	-4,058	-4,200	-4,347	-4,499	-4,657	-4,820	-4,989	-5,163
Orig	BA:	-4,005	-3,789	-3,921	-4,058	-4,200	-4,347	-4,499	-4,657	-4,820	-4,989	-5,163
Pres	OP:	0	0									
	OT:	-4,005	-3,789	-3,921	-4,058	-4,200	-4,347	-4,499	-4,657	-4,820	-4,989	-5,163
Reest -	BA:	0	0	0	0	0	0	0	0	0	0	0
Mar15	OP:	0	0									
	OT:	0	0	0	0	0	0	0	0	0	0	0
Reest -	BA:	0	0	0	0	0	0	0	0	0	0	0
Orig	OP:	0	0									
	OT:	0	0	0	0	0	0	0	0	0	0	0



Sorted by FUNC, SFUN, TID, SUB
 (amounts in millions)

		2015	2016	2017	2018	2019	2020	2021	2022	2023	2024	2025
NATIONAL DEFENSE (050)												
097 9990 8 2 054 EE01 XX XX 10												
Non-scoreable secondary effect												
Pres 16	BA:	0	0	1,163	1,204	1,246	1,289	1,334	1,381	1,429	1,479	1,531
Reest	OP:	0	0									
	OT:	0	0	1,163	1,204	1,246	1,289	1,334	1,381	1,429	1,479	1,531
Mar 15	BA:	0	0	0	0	0	0	0	0	0	0	0
Base	OP:	0	0									
	OT:	0	0	0	0	0	0	0	0	0	0	0
Orig	BA:	0	1,124	1,163	1,204	1,246	1,289	1,334	1,381	1,429	1,479	1,531
Pres	OP:	0	0									
	OT:	0	1,124	1,163	1,204	1,246	1,289	1,334	1,381	1,429	1,479	1,531
Reest -	BA:	0	0	1,163	1,204	1,246	1,289	1,334	1,381	1,429	1,479	1,531
Mar15	OP:	0	0									
	OT:	0	0	1,163	1,204	1,246	1,289	1,334	1,381	1,429	1,479	1,531
Reest -	BA:	0	-1,124	0	0	0	0	0	0	0	0	0
Orig	OP:	0	0									
	OT:	0	-1,124	0	0	0	0	0	0	0	0	0
Account Total for Federal contributions, DOD retiree health care fund												
Pres 16	BA:	-4,005	-3,789	-2,758	-2,854	-2,954	-3,058	-3,165	-3,276	-3,391	-3,510	-3,632
Reest	OP:	0	0									
	OT:	-4,005	-3,789	-2,758	-2,854	-2,954	-3,058	-3,165	-3,276	-3,391	-3,510	-3,632
Mar 15	BA:	-4,005	-3,789	-3,921	-4,058	-4,200	-4,347	-4,499	-4,657	-4,820	-4,989	-5,163
Base	OP:	0	0									
	OT:	-4,005	-3,789	-3,921	-4,058	-4,200	-4,347	-4,499	-4,657	-4,820	-4,989	-5,163
Orig	BA:	-4,005	-2,665	-2,758	-2,854	-2,954	-3,058	-3,165	-3,276	-3,391	-3,510	-3,632
Pres	OP:	0	0									
	OT:	-4,005	-2,665	-2,758	-2,854	-2,954	-3,058	-3,165	-3,276	-3,391	-3,510	-3,632
Reest -	BA:	0	0	1,163	1,204	1,246	1,289	1,334	1,381	1,429	1,479	1,531
Mar15	OP:	0	0									
	OT:	0	0	1,163	1,204	1,246	1,289	1,334	1,381	1,429	1,479	1,531
Reest -	BA:	0	-1,124	0	0	0	0	0	0	0	0	0
Orig	OP:	0	0									
	OT:	0	-1,124	0	0	0	0	0	0	0	0	0



Sorted by FUNC, SFUN, TID, SUB
 (amounts in millions)

		2015	2016	2017	2018	2019	2020	2021	2022	2023	2024	2025
NATIONAL DEFENSE (050)												
Military Retirement												
Military retirement, federal contribution												
097 9990 8 7 054 CB01 XX XX 10 A												
Offsetting Receipts												
Pres 16	BA:	-75,562	-78,142	-80,167	-82,973	-85,876	-88,882	-91,994	-95,212	-98,547	-101,994	-105,565
Reest	OP:	0	0									
	OT:	-75,562	-78,142	-80,167	-82,973	-85,876	-88,882	-91,994	-95,212	-98,547	-101,994	-105,565
Mar 15	BA:	-75,562	-78,142	-80,167	-82,973	-85,876	-88,882	-91,994	-95,212	-98,547	-101,994	-105,565
Base	OP:	0	0									
	OT:	-75,562	-78,142	-80,167	-82,973	-85,876	-88,882	-91,994	-95,212	-98,547	-101,994	-105,565
Orig	BA:	-75,562	-78,142	-80,167	-82,973	-85,876	-88,882	-91,994	-95,212	-98,547	-101,994	-105,565
Pres	OP:	0	0									
	OT:	-75,562	-78,142	-80,167	-82,973	-85,876	-88,882	-91,994	-95,212	-98,547	-101,994	-105,565
Reest -	BA:	0	0	0	0	0	0	0	0	0	0	0
Mar15	OP:	0	0									
	OT:	0	0	0	0	0	0	0	0	0	0	0
Reest -	BA:	0	0	0	0	0	0	0	0	0	0	0
Orig	OP:	0	0									
	OT:	0	0	0	0	0	0	0	0	0	0	0



Sorted by FUNC, SFUN, TID, SUB
 (amounts in millions)

		2015	2016	2017	2018	2019	2020	2021	2022	2023	2024	2025
NATIONAL DEFENSE (050)												
Multi-Agency												
Undistributed												
Across-the-board adjustment												
099 8809 0 1 054 AA02 HS HS 01 0												
Appropriation												
across-the-board reduction of 0.0554%												
Pres 16	BA:	-1	0	0	0	0	0	0	0	0	0	0
Reest	OP:	0	0									
	OT:	-1	0	0	0	0	0	0	0	0	0	0
Mar 15	BA:	-1	-1	-1	-1	-1	-1	-1	-1	-1	-1	-1
Base	OP:	0	0									
	OT:	-1	-1	-1	-1	-1	-1	-1	-1	-1	-1	-1
Orig	BA:	0	0	0	0	0	0	0	0	0	0	0
Pres	OP:	0	0									
	OT:	0	0	0	0	0	0	0	0	0	0	0
Reest -	BA:	0	1	1	1	1	1	1	1	1	1	1
Mar15	OP:	0	0									
	OT:	0	1	1	1	1	1	1	1	1	1	1
Reest -	BA:	-1	0	0	0	0	0	0	0	0	0	0
Orig	OP:	0	0									
	OT:	-1	0	0	0	0	0	0	0	0	0	0



Sorted by FUNC, SFUN, TID, SUB
 (amounts in millions)

	2015	2016	2017	2018	2019	2020	2021	2022	2023	2024	2025
NATIONAL DEFENSE (050)											
Intelligence Community Management Account											
Intelligence Community Management Account											
Intelligence Community Management Account											
467 0401 0 1 054 AA01 DE DE 01 0											
Appropriation											
Pres 16 BA:	508	530	535	548	569	586	599	612	623	635	649
Reest OP:	184	175									
OT:	514	520	527	535	553	570	584	597	609	621	634
Mar 15 BA:	508	519	531	546	560	575	590	606	622	639	655
Base OP:	184	175									
OT:	514	512	521	532	546	560	575	590	606	622	638
Orig BA:	508	530	535	548	569	586	599	612	623	635	649
Pres OP:	156	200									
OT:	537	598	532	544	563	581	594	609	619	632	645
Reest - BA:	0	11	4	2	9	11	9	6	1	-4	-6
Mar15 OP:	0	0									
OT:	0	8	6	3	7	10	9	7	3	-1	-4
Reest - BA:	0	0	0	0	0	0	0	0	0	0	0
Orig OP:	28	-25									
OT:	-23	-78	-5	-9	-10	-11	-10	-12	-10	-11	-11



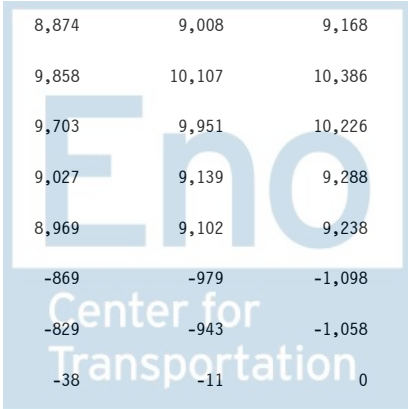
Sorted by FUNC, SFUN, TID, SUB
 (amounts in millions)

		2015	2016	2017	2018	2019	2020	2021	2022	2023	2024	2025
NATIONAL DEFENSE (050)												
Military Compensation and Retirement Modernization Commission												
Military Compensation and Retirement Modernization Commission												
Military Compensation and Retirement Modernization Commission												
479 2994 0 1 054 AA01 DE DE 01 0												
Appropriation												
Pres 16	BA:	0	0	0	0	0	0	0	0	0	0	0
Reest	OP:	4	4									
	OT:	4	4	0	0	0	0	0	0	0	0	0
Mar 15	BA:	0	0	0	0	0	0	0	0	0	0	0
Base	OP:	4	4									
	OT:	4	4	0	0	0	0	0	0	0	0	0
Orig	BA:	0	0	0	0	0	0	0	0	0	0	0
Pres	OP:	4	4									
	OT:	4	4	4	0	0	0	0	0	0	0	0
Reest -	BA:	0	0	0	0	0	0	0	0	0	0	0
Mar15	OP:	0	0									
	OT:	0	0	0	0	0	0	0	0	0	0	0
Reest -	BA:	0	0	0	0	0	0	0	0	0	0	0
Orig	OP:	0	0									
	OT:	0	0	-4	0	0	0	0	0	0	0	0



Sorted by FUNC, SFUN, TID, SUB
 (amounts in millions)

		2015	2016	2017	2018	2019	2020	2021	2022	2023	2024	2025
NATIONAL DEFENSE (050)												
Privacy and Civil Liberties Oversight Board												
Privacy and Civil Liberties Oversight Board												
Salaries and Expenses												
535 2724 0 1 054 AA01 FS FS 01 0												
Appropriation												
Pres 16	BA:	8	23	23	24	24	24	25	25	26	26	27
Reest	OP:	1	2									
	OT:	7	18	22	23	24	24	24	25	25	26	26
Mar 15	BA:	8	8	8	9	9	9	10	10	10	10	11
Base	OP:	1	2									
	OT:	7	8	8	9	9	9	10	10	10	10	11
Orig	BA:	8	23	23	24	24	24	25	25	26	26	27
Pres	OP:	1	1									
	OT:	8	19	23	24	24	24	25	26	26	26	27
Reest -	BA:	0	15	15	15	15	15	15	15	16	16	16
Mar15	OP:	0	0									
	OT:	0	10	14	14	15	15	14	15	15	16	15
Reest -	BA:	0	0	0	0	0	0	0	0	0	0	0
Orig	OP:	0	1									
	OT:	-1	-1	-1	-1	0	0	-1	-1	-1	0	-1
Subfunction Total for 054 Defense-related activities (054)												
Pres 16	BA:	8,507	8,120	8,325	8,484	8,575	8,663	8,826	8,989	9,128	9,288	9,467
Reest	OP:	1,872	2,138									
	OT:	7,837	7,954	8,235	8,421	8,531	8,611	8,735	8,874	9,008	9,168	9,341
Mar 15	BA:	8,507	8,357	8,564	8,810	9,061	9,321	9,583	9,858	10,107	10,386	10,680
Base	OP:	1,872	2,138									
	OT:	7,837	8,195	8,488	8,727	8,968	9,207	9,451	9,703	9,951	10,226	10,517
Orig	BA:	8,316	8,134	8,337	8,501	8,597	8,690	8,859	9,027	9,139	9,288	9,467
Pres	OP:	2,131	1,992									
	OT:	8,592	8,269	8,457	8,441	8,552	8,648	8,799	8,969	9,102	9,238	9,406
Reest -	BA:	0	-237	-239	-326	-486	-658	-757	-869	-979	-1,098	-1,213
Mar15	OP:	0	0									
	OT:	0	-241	-253	-306	-437	-596	-716	-829	-943	-1,058	-1,176
Reest -	BA:	191	-14	-12	-17	-22	-27	-33	-38	-11	0	0
Orig	OP:	-259	146									
	OT:	-755	-315	-222	-20	-21	-37	-64	-95	-94	-70	-65



Sorted by FUNC, SFUN, TID, SUB
(amounts in millions)

	2015	2016	2017	2018	2019	2020	2021	2022	2023	2024	2025
NATIONAL DEFENSE (050)											



Sorted by FUNC, SFUN, TID, SUB
 (amounts in millions)

		2015	2016	2017	2018	2019	2020	2021	2022	2023	2024	2025
Function Total for 050 NATIONAL DEFENSE (050)												
Pres 16	BA:	596,720	621,330	581,877	592,886	600,988	607,130	619,323	631,457	644,588	657,732	670,928
Reest	OP:	222,932	222,173									
	OT:	590,195	606,012	589,877	581,502	590,465	597,310	606,320	621,378	629,037	637,096	654,427
Mar 15	BA:	596,720	596,811	611,237	625,904	640,605	656,382	672,190	688,752	705,664	723,056	741,747
Base	OP:	222,932	222,173									
	OT:	590,195	595,778	601,586	608,587	625,733	640,299	655,273	676,104	687,457	698,892	722,235
Orig	BA:	596,842	620,919	582,236	593,201	601,343	607,421	619,309	631,256	644,355	657,471	670,667
Pres	OP:	236,464	246,223									
	OT:	597,503	615,515	603,855	591,993	590,413	597,992	604,144	617,025	630,072	642,962	655,502
Reest -	BA:	0	24,519	-29,360	-33,018	-39,617	-49,252	-52,867	-57,295	-61,076	-65,324	-70,819
Mar15	OP:	0	0									
	OT:	0	10,234	-11,709	-27,085	-35,268	-42,989	-48,953	-54,726	-58,420	-61,796	-67,808
Reest -	BA:	-122	411	-359	-315	-355	-291	14	201	233	261	261
Orig	OP:	-13,532	-24,050									
	OT:	-7,308	-9,503	-13,978	-10,491	52	-682	2,176	4,353	-1,035	-5,866	-1,075



Sorted by FUNC, SFUN, TID, SUB
(amounts in millions)

2015 2016 2017 2018 2019 2020 2021 2022 2023 2024 2025



Sorted by FUNC, SFUN, TID, SUB
 (amounts in millions)

		2015	2016	2017	2018	2019	2020	2021	2022	2023	2024	2025
INTERNATIONAL AFFAIRS (150)												
International development and humanitarian assistance (151)												
Department of State												
Other												
United States emergency refugee and migration assistance fund												
011 0040 0 1 151 AA01 FA FA 03 0												
Appropriation												
Pres 16	BA:	50	50	51	52	53	53	54	55	56	57	59
Reest	OP:	28	28									
	OT:	51	51	50	51	52	53	53	54	55	56	58
Mar 15	BA:	50	51	52	53	54	55	56	57	58	59	61
Base	OP:	28	28									
	OT:	51	51	51	52	53	54	55	56	57	58	60
Orig	BA:	50	50	51	52	53	53	54	55	56	57	59
Pres	OP:	4	6									
	OT:	44	46	49	50	50	50	51	52	53	54	55
Reest -	BA:	0	-1	-1	-1	-1	-2	-2	-2	-2	-2	-2
Mar15	OP:	0	0									
	OT:	0	0	-1	-1	-1	-1	-2	-2	-2	-2	-2
Reest -	BA:	0	0	0	0	0	0	0	0	0	0	0
Orig	OP:	24	22									
	OT:	7	5	1	1	2	3	2	2	2	2	3



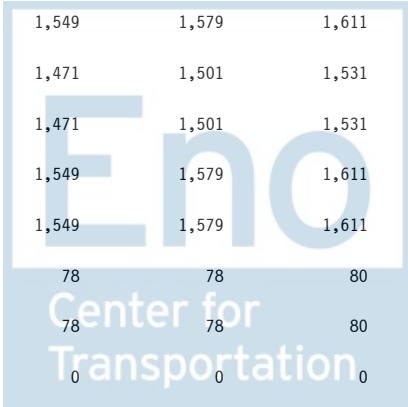
Sorted by FUNC, SFUN, TID, SUB
 (amounts in millions)

		2015	2016	2017	2018	2019	2020	2021	2022	2023	2024	2025
INTERNATIONAL AFFAIRS (150)												
International Assistance Programs												
Multilateral Assistance												
Strategic Climate Fund												
011 0071 0 1 151 AA01 FA FA 03 0												
Appropriation												
Pres 16	BA:	63	60	61	62	63	64	65	66	68	69	70
Reest	OP:	0	0									
	OT:	63	60	61	62	63	64	65	66	68	69	70
Mar 15	BA:	63	64	65	66	68	69	70	72	73	75	76
Base	OP:	0	0									
	OT:	63	64	65	66	68	69	70	72	73	75	76
Orig	BA:	63	60	61	62	63	64	65	66	68	69	70
Pres	OP:	25	0									
	OT:	88	60	61	62	63	64	65	66	68	69	70
Reest -	BA:	0	-4	-4	-4	-5	-5	-5	-6	-5	-6	-6
Mar15	OP:	0	0									
	OT:	0	-4	-4	-4	-5	-5	-5	-6	-5	-6	-6
Reest -	BA:	0	0	0	0	0	0	0	0	0	0	0
Orig	OP:	-25	0									
	OT:	-25	0	0	0	0	0	0	0	0	0	0



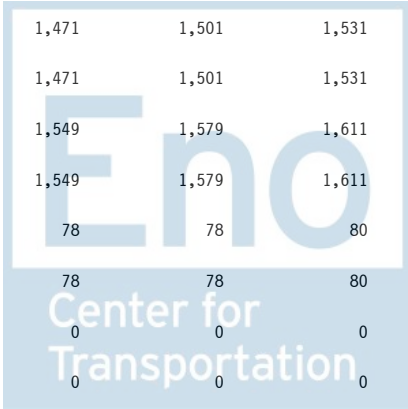
Sorted by FUNC, SFUN, TID, SUB
 (amounts in millions)

		2015	2016	2017	2018	2019	2020	2021	2022	2023	2024	2025
INTERNATIONAL AFFAIRS (150)												
Contribution to the Inter-American Development Bank												
011 0072 0 1 151 AA02 FA FA 03 0												
Appropriation												
Pres 16	BA:	102	102	104	106	107	108	110	113	115	117	120
Reest	OP:	0	0									
	OT:	102	102	104	106	107	108	110	113	115	117	120
Mar 15	BA:	102	104	105	108	110	112	114	116	119	121	124
Base	OP:	0	0									
	OT:	102	104	105	108	110	112	114	116	119	121	124
Orig	BA:	102	102	104	106	107	108	110	113	115	117	120
Pres	OP:	0	0									
	OT:	102	102	104	106	107	108	110	113	115	117	120
Reest -	BA:	0	-2	-1	-2	-3	-4	-4	-3	-4	-4	-4
Mar15	OP:	0	0									
	OT:	0	-2	-1	-2	-3	-4	-4	-3	-4	-4	-4
Reest -	BA:	0	0	0	0	0	0	0	0	0	0	0
Orig	OP:	0	0									
	OT:	0	0	0	0	0	0	0	0	0	0	0
Contribution to the International Development Association												
011 0073 0 1 151 AA01 FA FA 03 0												
Appropriation												
Pres 16	BA:	1,288	1,291	1,430	1,458	1,474	1,488	1,518	1,549	1,579	1,611	1,643
Reest	OP:	0	0									
	OT:	1,288	1,291	1,430	1,458	1,474	1,488	1,518	1,549	1,579	1,611	1,643
Mar 15	BA:	1,288	1,307	1,331	1,358	1,385	1,413	1,441	1,471	1,501	1,531	1,562
Base	OP:	0	0									
	OT:	1,288	1,307	1,331	1,358	1,385	1,413	1,441	1,471	1,501	1,531	1,562
Orig	BA:	1,288	1,402	1,430	1,458	1,474	1,488	1,518	1,549	1,579	1,611	1,643
Pres	OP:	0	0									
	OT:	1,288	1,402	1,430	1,458	1,474	1,488	1,518	1,549	1,579	1,611	1,643
Reest -	BA:	0	-16	99	100	89	75	77	78	78	80	81
Mar15	OP:	0	0									
	OT:	0	-16	99	100	89	75	77	78	78	80	81
Reest -	BA:	0	-111	0	0	0	0	0	0	0	0	0
Orig	OP:	0	0									
	OT:	0	-111	0	0	0	0	0	0	0	0	0




Sorted by FUNC, SFUN, TID, SUB
 (amounts in millions)

		2015	2016	2017	2018	2019	2020	2021	2022	2023	2024	2025
INTERNATIONAL AFFAIRS (150)												
011 0073 0 1 151 AA02 FA FA 03												
Appropriation												
MDRI request (2016 only)												
Pres 16	BA:	0	111	0	0	0	0	0	0	0	0	0
Reest	OP:	0	0									
	OT:	0	111	0	0	0	0	0	0	0	0	0
Mar 15	BA:	0	0	0	0	0	0	0	0	0	0	0
Base	OP:	0	0									
	OT:	0	0	0	0	0	0	0	0	0	0	0
Orig	BA:	0	0	0	0	0	0	0	0	0	0	0
Pres	OP:	0	0									
	OT:	0	0	0	0	0	0	0	0	0	0	0
Reest -	BA:	0	111	0	0	0	0	0	0	0	0	0
Mar15	OP:	0	0									
	OT:	0	111	0	0	0	0	0	0	0	0	0
Reest -	BA:	0	111	0	0	0	0	0	0	0	0	0
Orig	OP:	0	0									
	OT:	0	111	0	0	0	0	0	0	0	0	0
Account Total for Contribution to the International Development Association												
Pres 16	BA:	1,288	1,402	1,430	1,458	1,474	1,488	1,518	1,549	1,579	1,611	1,643
Reest	OP:	0	0									
	OT:	1,288	1,402	1,430	1,458	1,474	1,488	1,518	1,549	1,579	1,611	1,643
Mar 15	BA:	1,288	1,307	1,331	1,358	1,385	1,413	1,441	1,471	1,501	1,531	1,562
Base	OP:	0	0									
	OT:	1,288	1,307	1,331	1,358	1,385	1,413	1,441	1,471	1,501	1,531	1,562
Orig	BA:	1,288	1,402	1,430	1,458	1,474	1,488	1,518	1,549	1,579	1,611	1,643
Pres	OP:	0	0									
	OT:	1,288	1,402	1,430	1,458	1,474	1,488	1,518	1,549	1,579	1,611	1,643
Reest -	BA:	0	95	99	100	89	75	77	78	78	80	81
Mar15	OP:	0	0									
	OT:	0	95	99	100	89	75	77	78	78	80	81
Reest -	BA:	0	0	0	0	0	0	0	0	0	0	0
Orig	OP:	0	0									
	OT:	0	0	0	0	0	0	0	0	0	0	0



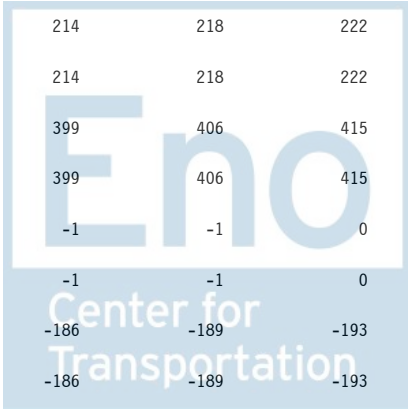
Sorted by FUNC, SFUN, TID, SUB
 (amounts in millions)

		2015	2016	2017	2018	2019	2020	2021	2022	2023	2024	2025
INTERNATIONAL AFFAIRS (150)												
Contribution to the Asian Development Bank												
011 0076 0 1 151 AA01 FA FA 03 0												
Appropriation												
Pres 16	BA:	107	6	6	6	6	6	6	7	7	7	7
Reest	OP:	0	0									
	OT:	107	6	6	6	6	6	6	7	7	7	7
Mar 15	BA:	107	109	111	113	115	117	120	122	125	127	130
Base	OP:	0	0									
	OT:	107	109	111	113	115	117	120	122	125	127	130
Orig	BA:	212	172	175	179	180	182	186	190	194	198	202
Pres	OP:	0	0									
	OT:	212	172	175	179	180	182	186	190	194	198	202
Reest -	BA:	0	-103	-105	-107	-109	-111	-114	-115	-118	-120	-123
Mar15	OP:	0	0									
	OT:	0	-103	-105	-107	-109	-111	-114	-115	-118	-120	-123
Reest -	BA:	-105	-166	-169	-173	-174	-176	-180	-183	-187	-191	-195
Orig	OP:	0	0									
	OT:	-105	-166	-169	-173	-174	-176	-180	-183	-187	-191	-195
011 0076 0 1 151 AA02 FA FA 03 0												
Appropriation												
Asian Dev Fund												
Pres 16	BA:	105	166	169	173	174	176	180	183	187	191	195
Reest	OP:	0	37									
	OT:	68	145	168	172	174	175	179	182	186	190	194
Mar 15	BA:	105	107	108	111	113	115	117	120	122	125	127
Base	OP:	0	37									
	OT:	68	107	108	110	112	114	116	119	121	124	126
Orig	BA:	0	0	0	0	0	0	0	0	0	0	0
Pres	OP:	0	0									
	OT:	0	0	0	0	0	0	0	0	0	0	0
Reest -	BA:	0	59	61	62	61	61	63	63	65	66	68
Mar15	OP:	0	0									
	OT:	0	38	60	62	62	61	63	63	65	66	68
Reest -	BA:	105	166	169	173	174	176	180	183	187	191	195
Orig	OP:	0	37									
	OT:	68	145	168	172	174	175	179	182	186	190	194



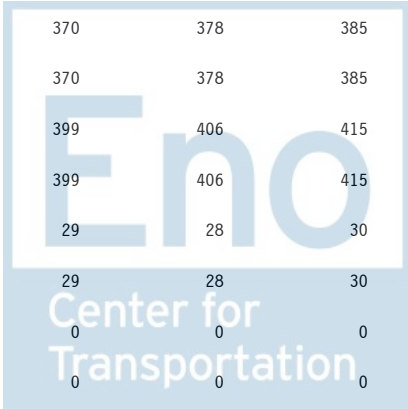
Sorted by FUNC, SFUN, TID, SUB
 (amounts in millions)

		2015	2016	2017	2018	2019	2020	2021	2022	2023	2024	2025
INTERNATIONAL AFFAIRS (150)												
Account Total for Contribution to the Asian Development Bank												
Pres 16	BA:	212	172	175	179	180	182	186	190	194	198	202
Reest	OP:	0	37									
	OT:	175	151	174	178	180	181	185	189	193	197	201
Mar 15	BA:	212	216	219	224	228	232	237	242	247	252	257
Base	OP:	0	37									
	OT:	175	216	219	223	227	231	236	241	246	251	256
Orig	BA:	212	172	175	179	180	182	186	190	194	198	202
Pres	OP:	0	0									
	OT:	212	172	175	179	180	182	186	190	194	198	202
Reest -	BA:	0	-44	-44	-45	-48	-50	-51	-52	-53	-54	-55
Mar15	OP:	0	0									
	OT:	0	-65	-45	-45	-47	-50	-51	-52	-53	-54	-55
Reest -	BA:	0	0	0	0	0	0	0	0	0	0	0
Orig	OP:	0	37									
	OT:	-37	-21	-1	-1	0	-1	-1	-1	-1	-1	-1
Contribution to the International Bank for Reconstruction and De 011 0077 0 1 151 AA01 FA FA 03 0												
Appropriation												
Pres 16	BA:	187	193	197	201	203	205	209	213	217	222	226
Reest	OP:	0	0									
	OT:	187	193	197	201	203	205	209	213	217	222	226
Mar 15	BA:	187	190	193	197	201	205	209	214	218	222	227
Base	OP:	0	0									
	OT:	187	190	193	197	201	205	209	214	218	222	227
Orig	BA:	324	361	368	376	380	383	391	399	406	415	423
Pres	OP:	0	0									
	OT:	324	361	368	376	380	383	391	399	406	415	423
Reest -	BA:	0	3	4	4	2	0	0	-1	-1	0	-1
Mar15	OP:	0	0									
	OT:	0	3	4	4	2	0	0	-1	-1	0	-1
Reest -	BA:	-137	-168	-171	-175	-177	-178	-182	-186	-189	-193	-197
Orig	OP:	0	0									
	OT:	-137	-168	-171	-175	-177	-178	-182	-186	-189	-193	-197



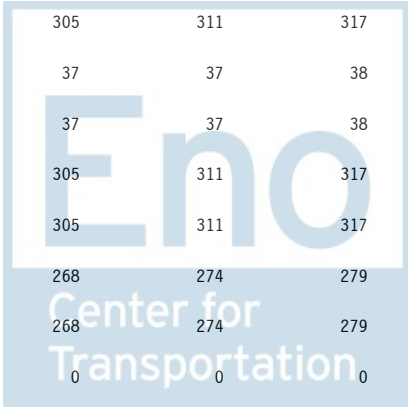
Sorted by FUNC, SFUN, TID, SUB
 (amounts in millions)

		2015	2016	2017	2018	2019	2020	2021	2022	2023	2024	2025
INTERNATIONAL AFFAIRS (150)												
011 0077 0 1 151 AA02 FA FA 03 0												
Appropriation												
GEF												
Pres 16	BA:	137	168	171	175	177	178	182	186	189	193	197
Reest	OP:	0	0									
	OT:	137	168	171	175	177	178	182	186	189	193	197
Mar 15	BA:	137	139	142	144	147	150	153	156	160	163	166
Base	OP:	0	0									
	OT:	137	139	142	144	147	150	153	156	160	163	166
Orig	BA:	0	0	0	0	0	0	0	0	0	0	0
Pres	OP:	0	0									
	OT:	0	0	0	0	0	0	0	0	0	0	0
Reest -	BA:	0	29	29	31	30	28	29	30	29	30	31
Mar15	OP:	0	0									
	OT:	0	29	29	31	30	28	29	30	29	30	31
Reest -	BA:	137	168	171	175	177	178	182	186	189	193	197
Orig	OP:	0	0									
	OT:	137	168	171	175	177	178	182	186	189	193	197
Account Total for Contribution to the International Bank for Reconstruction and De												
Pres 16	BA:	324	361	368	376	380	383	391	399	406	415	423
Reest	OP:	0	0									
	OT:	324	361	368	376	380	383	391	399	406	415	423
Mar 15	BA:	324	329	335	341	348	355	362	370	378	385	393
Base	OP:	0	0									
	OT:	324	329	335	341	348	355	362	370	378	385	393
Orig	BA:	324	361	368	376	380	383	391	399	406	415	423
Pres	OP:	0	0									
	OT:	324	361	368	376	380	383	391	399	406	415	423
Reest -	BA:	0	32	33	35	32	28	29	29	28	30	30
Mar15	OP:	0	0									
	OT:	0	32	33	35	32	28	29	29	28	30	30
Reest -	BA:	0	0	0	0	0	0	0	0	0	0	0
Orig	OP:	0	0									
	OT:	0	0	0	0	0	0	0	0	0	0	0




Sorted by FUNC, SFUN, TID, SUB
 (amounts in millions)

		2015	2016	2017	2018	2019	2020	2021	2022	2023	2024	2025
INTERNATIONAL AFFAIRS (150)												
Clean Technology Fund												
011 0080 0 1 151 AA01 FA FA 03 0												
Appropriation												
Pres 16	BA:	202	171	174	178	180	181	185	189	193	196	200
Reest	OP:	0	0									
	OT:	202	171	174	178	180	181	185	189	193	196	200
Mar 15	BA:	202	205	209	213	217	222	226	231	235	240	245
Base	OP:	0	0									
	OT:	202	205	209	213	217	222	226	231	235	240	245
Orig	BA:	202	171	174	178	180	181	185	189	193	196	200
Pres	OP:	25	0									
	OT:	227	171	174	178	180	181	185	189	193	196	200
Reest -	BA:	0	-34	-35	-35	-37	-41	-41	-42	-42	-44	-45
Mar15	OP:	0	0									
	OT:	0	-34	-35	-35	-37	-41	-41	-42	-42	-44	-45
Reest -	BA:	0	0	0	0	0	0	0	0	0	0	0
Orig	OP:	-25	0									
	OT:	-25	0	0	0	0	0	0	0	0	0	0
Contribution to the African Development Bank												
011 0082 0 1 151 AA01 FA FA 03 0												
Appropriation												
Pres 16	BA:	32	34	282	287	291	293	299	305	311	317	323
Reest	OP:	0	0									
	OT:	32	34	282	287	291	293	299	305	311	317	323
Mar 15	BA:	32	32	33	34	34	35	36	37	37	38	39
Base	OP:	0	0									
	OT:	32	32	33	34	34	35	36	37	37	38	39
Orig	BA:	208	276	282	287	291	293	299	305	311	317	323
Pres	OP:	176	0									
	OT:	384	276	282	287	291	293	299	305	311	317	323
Reest -	BA:	0	2	249	253	257	258	263	268	274	279	284
Mar15	OP:	0	0									
	OT:	0	2	249	253	257	258	263	268	274	279	284
Reest -	BA:	-176	-242	0	0	0	0	0	0	0	0	0
Orig	OP:	-176	0									
	OT:	-352	-242	0	0	0	0	0	0	0	0	0




Sorted by FUNC, SFUN, TID, SUB
 (amounts in millions)

		2015	2016	2017	2018	2019	2020	2021	2022	2023	2024	2025
INTERNATIONAL AFFAIRS (150)												
011 0082 0 1 151 AA02 FA FA 03 0												
Appropriation												
African Dev Fund (2016 only)												
Pres 16	BA:	176	228	0	0	0	0	0	0	0	0	0
Reest	OP:	176	0									
	OT:	352	228	0	0	0	0	0	0	0	0	0
Mar 15	BA:	176	179	182	186	189	193	197	201	205	209	213
Base	OP:	176	0									
	OT:	352	179	182	186	189	193	197	201	205	209	213
Orig	BA:	0	0	0	0	0	0	0	0	0	0	0
Pres	OP:	0	0									
	OT:	0	0	0	0	0	0	0	0	0	0	0
Reest -	BA:	0	49	-182	-186	-189	-193	-197	-201	-205	-209	-213
Mar15	OP:	0	0									
	OT:	0	49	-182	-186	-189	-193	-197	-201	-205	-209	-213
Reest -	BA:	176	228	0	0	0	0	0	0	0	0	0
Orig	OP:	176	0									
	OT:	352	228	0	0	0	0	0	0	0	0	0
011 0082 0 1 151 AA03 FA FA 03												
Appropriation												
MDRI (2016 only)												
Pres 16	BA:	0	14	0	0	0	0	0	0	0	0	0
Reest	OP:	0	0									
	OT:	0	14	0	0	0	0	0	0	0	0	0
Mar 15	BA:	0	0	0	0	0	0	0	0	0	0	0
Base	OP:	0	0									
	OT:	0	0	0	0	0	0	0	0	0	0	0
Orig	BA:	0	0	0	0	0	0	0	0	0	0	0
Pres	OP:	0	0									
	OT:	0	0	0	0	0	0	0	0	0	0	0
Reest -	BA:	0	14	0	0	0	0	0	0	0	0	0
Mar15	OP:	0	0									
	OT:	0	14	0	0	0	0	0	0	0	0	0
Reest -	BA:	0	14	0	0	0	0	0	0	0	0	0
Orig	OP:	0	0									
	OT:	0	14	0	0	0	0	0	0	0	0	0



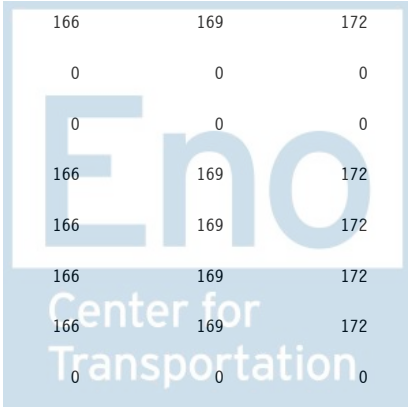
Sorted by FUNC, SFUN, TID, SUB
(amounts in millions)

		2015	2016	2017	2018	2019	2020	2021	2022	2023	2024	2025
INTERNATIONAL AFFAIRS (150)												
Account Total for Contribution to the African Development Bank												
Pres 16	BA:	208	276	282	287	291	293	299	305	311	317	323
Reest	OP:	176	0									
	OT:	384	276	282	287	291	293	299	305	311	317	323
Mar 15	BA:	208	211	215	220	223	228	233	238	242	247	252
Base	OP:	176	0									
	OT:	384	211	215	220	223	228	233	238	242	247	252
Orig	BA:	208	276	282	287	291	293	299	305	311	317	323
Pres	OP:	176	0									
	OT:	384	276	282	287	291	293	299	305	311	317	323
Reest -	BA:	0	65	67	67	68	65	66	67	69	70	71
Mar15	OP:	0	0									
	OT:	0	65	67	67	68	65	66	67	69	70	71
Reest -	BA:	0	0	0	0	0	0	0	0	0	0	0
Orig	OP:	0	0									
	OT:	0	0	0	0	0	0	0	0	0	0	0
Contribution to enterprise for the Americas multilateral investm 011 0089 0 1 151 AA01 FA FA 03 0												
Appropriation												
Pres 16	BA:	3	0	0	0	0	0	0	0	0	0	0
Reest	OP:	0	0									
	OT:	3	0	0	0	0	0	0	0	0	0	0
Mar 15	BA:	3	3	3	3	3	3	3	3	3	4	4
Base	OP:	0	0									
	OT:	3	3	3	3	3	3	3	3	3	4	4
Orig	BA:	3	0	0	0	0	0	0	0	0	0	0
Pres	OP:	0	0									
	OT:	3	0	0	0	0	0	0	0	0	0	0
Reest -	BA:	0	-3	-3	-3	-3	-3	-3	-3	-3	-4	-4
Mar15	OP:	0	0									
	OT:	0	-3	-3	-3	-3	-3	-3	-3	-3	-4	-4
Reest -	BA:	0	0	0	0	0	0	0	0	0	0	0
Orig	OP:	0	0									
	OT:	0	0	0	0	0	0	0	0	0	0	0



Sorted by FUNC, SFUN, TID, SUB
 (amounts in millions)

		2015	2016	2017	2018	2019	2020	2021	2022	2023	2024	2025
INTERNATIONAL AFFAIRS (150)												
Debt restructuring												
011 0091 0 1 151 AA02 FA FA 03 0 SD												
Appropriation												
Pres 16	BA:	0	0	0	0	0	0	0	0	0	0	0
Reest	OP:	30	30									
	OT:	30	30	20	20	10	0	0	0	0	0	0
Mar 15	BA:	0	0	0	0	0	0	0	0	0	0	0
Base	OP:	30	30									
	OT:	30	30	20	20	10	0	0	0	0	0	0
Orig	BA:	0	0	0	0	0	0	0	0	0	0	0
Pres	OP:	31	18									
	OT:	31	18	16	12	10	8	6	2	1	0	0
Reest -	BA:	0	0	0	0	0	0	0	0	0	0	0
Mar15	OP:	0	0									
	OT:	0	0	0	0	0	0	0	0	0	0	0
Reest -	BA:	0	0	0	0	0	0	0	0	0	0	0
Orig	OP:	-1	12									
	OT:	-1	12	4	8	0	-8	-6	-2	-1	0	0
Contribution to the Green Climate Fund												
011 0095 0 1 151 AA01 FA FA 03												
Appropriation												
Pres 16	BA:	0	150	153	156	158	159	162	166	169	172	176
Reest	OP:	0	0									
	OT:	0	150	153	156	158	159	162	166	169	172	176
Mar 15	BA:	0	0	0	0	0	0	0	0	0	0	0
Base	OP:	0	0									
	OT:	0	0	0	0	0	0	0	0	0	0	0
Orig	BA:	0	150	153	156	158	159	162	166	169	172	176
Pres	OP:	0	0									
	OT:	0	150	153	156	158	159	162	166	169	172	176
Reest -	BA:	0	150	153	156	158	159	162	166	169	172	176
Mar15	OP:	0	0									
	OT:	0	150	153	156	158	159	162	166	169	172	176
Reest -	BA:	0	0	0	0	0	0	0	0	0	0	0
Orig	OP:	0	0									
	OT:	0	0	0	0	0	0	0	0	0	0	0



Sorted by FUNC, SFUN, TID, SUB
 (amounts in millions)

		2015	2016	2017	2018	2019	2020	2021	2022	2023	2024	2025
INTERNATIONAL AFFAIRS (150)												
Peace Corps												
Peace Corps												
011 0100 0 1 151 AA01 FA FA 03 0												
Appropriation												
Pres 16	BA:	380	410	418	428	432	435	444	454	463	472	481
Reest	OP:	90	90									
	OT:	375	398	412	423	428	432	439	449	458	467	476
Mar 15	BA:	380	390	400	413	425	438	451	465	479	493	508
Base	OP:	90	90									
	OT:	375	383	394	407	419	432	445	459	473	487	501
Orig	BA:	379	410	418	428	432	435	444	454	463	472	481
Pres	OP:	99	118									
	OT:	362	403	418	427	434	436	444	454	463	473	481
Reest -	BA:	0	20	18	15	7	-3	-7	-11	-16	-21	-27
Mar15	OP:	0	0									
	OT:	0	15	18	16	9	0	-6	-10	-15	-20	-25
Reest -	BA:	1	0	0	0	0	0	0	0	0	0	0
Orig	OP:	-9	-28									
	OT:	13	-5	-6	-4	-6	-4	-5	-5	-5	-6	-5



Sorted by FUNC, SFUN, TID, SUB
 (amounts in millions)

		2015	2016	2017	2018	2019	2020	2021	2022	2023	2024	2025
INTERNATIONAL AFFAIRS (150)												
African Development Foundation												
African Development Foundation												
011 0700 0 1 151 AA01 FA FA 03 0												
Appropriation												
Pres 16	BA:	30	26	27	27	27	28	28	29	29	30	30
Reest	OP:	16	16									
	OT:	30	29	27	25	25	26	26	27	27	27	28
Mar 15	BA:	30	31	31	32	33	34	34	35	36	37	38
Base	OP:	16	16									
	OT:	30	31	30	29	30	31	31	32	33	34	35
Orig	BA:	30	26	27	27	27	28	28	29	29	30	30
Pres	OP:	14	17									
	OT:	28	29	28	27	27	28	28	28	29	30	30
Reest -	BA:	0	-5	-4	-5	-6	-6	-6	-6	-7	-7	-8
Mar15	OP:	0	0									
	OT:	0	-2	-3	-4	-5	-5	-5	-5	-6	-7	-7
Reest -	BA:	0	0	0	0	0	0	0	0	0	0	0
Orig	OP:	2	-1									
	OT:	2	0	-1	-2	-2	-2	-2	-1	-2	-3	-2



Sorted by FUNC, SFUN, TID, SUB
 (amounts in millions)

		2015	2016	2017	2018	2019	2020	2021	2022	2023	2024	2025
INTERNATIONAL AFFAIRS (150)												
Trade and Development Agency												
Trade and Development Agency												
011 1001 0 1 151 AA01 FA FA 03 0												
Appropriation												
Pres 16	BA:	60	74	75	76	77	78	81	82	83	85	86
Reest	OP:	43	45									
	OT:	56	61	67	70	71	72	73	75	76	78	79
Mar 15	BA:	60	61	62	64	65	67	68	70	72	73	75
Base	OP:	43	45									
	OT:	56	58	60	61	60	61	62	64	65	67	68
Orig	BA:	60	74	75	76	77	78	81	82	83	85	86
Pres	OP:	39	50									
	OT:	55	70	77	85	80	81	84	81	81	83	85
Reest -	BA:	0	13	13	12	12	11	13	12	11	12	11
Mar15	OP:	0	0									
	OT:	0	3	7	9	11	11	11	11	11	11	11
Reest -	BA:	0	0	0	0	0	0	0	0	0	0	0
Orig	OP:	4	-5									
	OT:	1	-9	-10	-15	-9	-9	-11	-6	-5	-5	-6



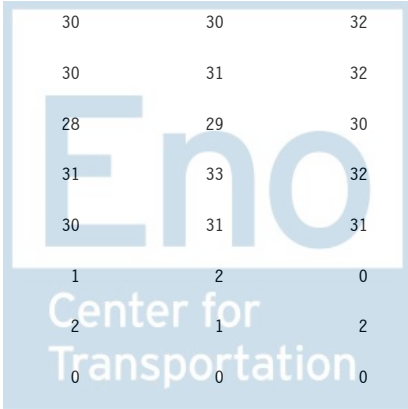
Sorted by FUNC, SFUN, TID, SUB
 (amounts in millions)

		2015	2016	2017	2018	2019	2020	2021	2022	2023	2024	2025
INTERNATIONAL AFFAIRS (150)												
Multilateral Assistance												
North American Development Bank												
011 1008 0 1 151 AA01 FA FA 03												
Appropriation												
Pres 16	BA:	0	45	46	47	47	48	49	50	51	52	53
Reest	OP:	0	0									
	OT:	0	45	46	47	47	48	49	50	51	52	53
Mar 15	BA:	0	0	0	0	0	0	0	0	0	0	0
Base	OP:	0	0									
	OT:	0	0	0	0	0	0	0	0	0	0	0
Orig	BA:	0	45	46	47	47	48	49	50	51	52	53
Pres	OP:	0	0									
	OT:	0	45	46	47	47	48	49	50	51	52	53
Reest -	BA:	0	45	46	47	47	48	49	50	51	52	53
Mar15	OP:	0	0									
	OT:	0	45	46	47	47	48	49	50	51	52	53
Reest -	BA:	0	0	0	0	0	0	0	0	0	0	0
Orig	OP:	0	0									
	OT:	0	0	0	0	0	0	0	0	0	0	0



Sorted by FUNC, SFUN, TID, SUB
 (amounts in millions)

		2015	2016	2017	2018	2019	2020	2021	2022	2023	2024	2025
INTERNATIONAL AFFAIRS (150)												
Contributions to the International Fund for Agricultural Develop												
011 1039 0 1 151 AA01 FA FA 03 0												
Appropriation												
Pres 16	BA:	30	32	33	33	34	34	35	35	36	37	37
Reest	OP:	50	29									
	OT:	58	38	32	33	33	34	34	35	35	36	37
Mar 15	BA:	30	30	31	32	32	33	34	34	35	36	36
Base	OP:	50	29									
	OT:	58	37	30	31	32	32	33	34	34	35	36
Orig	BA:	30	32	33	33	34	34	35	35	36	37	37
Pres	OP:	25	18									
	OT:	31	24	31	32	33	33	34	34	35	35	36
Reest -	BA:	0	2	2	1	2	1	1	1	1	1	1
Mar15	OP:	0	0									
	OT:	0	1	2	2	1	2	1	1	1	1	1
Reest -	BA:	0	0	0	0	0	0	0	0	0	0	0
Orig	OP:	25	11									
	OT:	27	14	1	1	0	1	0	1	0	1	1
International affairs technical assistance program												
011 1045 0 1 151 AA01 FA FA 03 0												
Appropriation												
Pres 16	BA:	24	28	29	29	29	30	30	31	33	32	33
Reest	OP:	23	22									
	OT:	25	25	26	28	28	29	29	30	30	32	32
Mar 15	BA:	24	25	25	26	27	28	29	30	31	32	33
Base	OP:	23	22									
	OT:	25	24	24	25	25	26	27	28	29	30	31
Orig	BA:	24	28	29	29	29	30	30	31	33	32	33
Pres	OP:	24	23									
	OT:	26	14	24	26	27	28	29	30	31	31	32
Reest -	BA:	0	3	4	3	2	2	1	1	2	0	0
Mar15	OP:	0	0									
	OT:	0	1	2	3	3	3	2	2	1	2	1
Reest -	BA:	0	0	0	0	0	0	0	0	0	0	0
Orig	OP:	-1	-1									
	OT:	-1	11	2	2	1	1	0	0	-1	1	0



Sorted by FUNC, SFUN, TID, SUB
 (amounts in millions)

		2015	2016	2017	2018	2019	2020	2021	2022	2023	2024	2025
INTERNATIONAL AFFAIRS (150)												
Global Agriculture and Food Security Program												
011 1475 0 1 151 AA01 FA FA 03 0												
Appropriation												
Pres 16	BA:	0	43	44	45	45	46	47	47	48	49	50
Reest	OP:	133	0									
	OT:	133	43	44	45	45	46	47	47	48	49	50
Mar 15	BA:	0	0	0	0	0	0	0	0	0	0	0
Base	OP:	133	0									
	OT:	133	0	0	0	0	0	0	0	0	0	0
Orig	BA:	0	43	44	45	45	46	47	47	48	49	50
Pres	OP:	133	0									
	OT:	133	43	44	45	45	46	47	47	48	49	50
Reest -	BA:	0	43	44	45	45	46	47	47	48	49	50
Mar15	OP:	0	0									
	OT:	0	43	44	45	45	46	47	47	48	49	50
Reest -	BA:	0	0	0	0	0	0	0	0	0	0	0
Orig	OP:	0	0									
	OT:	0	0	0	0	0	0	0	0	0	0	0



Sorted by FUNC, SFUN, TID, SUB
 (amounts in millions)

		2015	2016	2017	2018	2019	2020	2021	2022	2023	2024	2025
INTERNATIONAL AFFAIRS (150)												
Inter-American Foundation												
Inter-American Foundation												
011 3100 0 1 151 AA01 FA FA 03 0												
Appropriation												
Pres 16	BA:	23	18	18	18	18	20	20	20	20	20	22
Reest	OP:	15	18									
	OT:	26	26	22	18	18	18	19	19	19	19	20
Mar 15	BA:	23	23	24	25	25	26	27	27	28	29	29
Base	OP:	15	18									
	OT:	26	29	26	23	24	25	26	26	27	28	28
Orig	BA:	23	18	18	18	18	20	20	20	20	20	22
Pres	OP:	16	16									
	OT:	23	23	20	18	18	20	20	20	20	20	20
Reest -	BA:	0	-5	-6	-7	-7	-6	-7	-7	-8	-9	-7
Mar15	OP:	0	0									
	OT:	0	-3	-4	-5	-6	-7	-7	-7	-8	-9	-8
Reest -	BA:	0	0	0	0	0	0	0	0	0	0	0
Orig	OP:	-1	2									
	OT:	3	3	2	0	0	-2	-1	-1	-1	-1	0




Sorted by FUNC, SFUN, TID, SUB
 (amounts in millions)

		2015	2016	2017	2018	2019	2020	2021	2022	2023	2024	2025
INTERNATIONAL AFFAIRS (150)												
Peace Corps												
Host Country Resident Contractors Separation Liability Fund												
011 5395 0 2 151 BA01 31 80 10 N												
Federal Fund												
Pres 16	BA:	0	0	0	0	0	0	0	0	0	0	0
Reest	OP:	17	4									
	OT:	17	4	0	0	0	0	0	0	0	0	0
Mar 15	BA:	0	0	0	0	0	0	0	0	0	0	0
Base	OP:	17	4									
	OT:	17	4	0	0	0	0	0	0	0	0	0
Orig	BA:	0	0	0	0	0	0	0	0	0	0	0
Pres	OP:	17	4									
	OT:	17	4	0	0	0	0	0	0	0	0	0
Reest -	BA:	0	0	0	0	0	0	0	0	0	0	0
Mar15	OP:	0	0									
	OT:	0	0	0	0	0	0	0	0	0	0	0
Reest -	BA:	0	0	0	0	0	0	0	0	0	0	0
Orig	OP:	0	0									
	OT:	0	0	0	0	0	0	0	0	0	0	0




Sorted by FUNC, SFUN, TID, SUB
 (amounts in millions)

		2015	2016	2017	2018	2019	2020	2021	2022	2023	2024	2025
INTERNATIONAL AFFAIRS (150)												
African Development Foundation												
Gifts and Donations, African Development Foundation												
011 8239 0 7 151 BB01 31 80 10 N												
Trust Fund												
Pres 16	BA:	2	2	2	2	2	2	2	2	2	2	2
Reest	OP:	0	0									
	OT:	1	1	2	2	2	2	2	2	2	2	2
Mar 15	BA:	2	2	2	2	2	2	2	2	2	2	2
Base	OP:	0	0									
	OT:	1	1	2	2	2	2	2	2	2	2	2
Orig	BA:	2	2	2	2	2	2	2	2	2	2	2
Pres	OP:	0	0									
	OT:	1	1	2	2	2	2	2	3	2	2	2
Reest -	BA:	0	0	0	0	0	0	0	0	0	0	0
Mar15	OP:	0	0									
	OT:	0	0	0	0	0	0	0	0	0	0	0
Reest -	BA:	0	0	0	0	0	0	0	0	0	0	0
Orig	OP:	0	0									
	OT:	0	0	0	0	0	0	0	-1	0	0	0
011 8239 0 7 151 CB01 XX XX 20 N												
Offsetting Receipts												
Pres 16	BA:	-2	-2	-2	-2	-2	-2	-2	-2	-2	-2	-2
Reest	OP:	0	0									
	OT:	-2	-2	-2	-2	-2	-2	-2	-2	-2	-2	-2
Mar 15	BA:	-2	-2	-2	-2	-2	-2	-2	-2	-2	-2	-2
Base	OP:	0	0									
	OT:	-2	-2	-2	-2	-2	-2	-2	-2	-2	-2	-2
Orig	BA:	-2	-2	-2	-2	-2	-2	-2	-2	-2	-2	-2
Pres	OP:	0	0									
	OT:	-2	-2	-2	-2	-2	-2	-2	-2	-2	-2	-2
Reest -	BA:	0	0	0	0	0	0	0	0	0	0	0
Mar15	OP:	0	0									
	OT:	0	0	0	0	0	0	0	0	0	0	0
Reest -	BA:	0	0	0	0	0	0	0	0	0	0	0
Orig	OP:	0	0									
	OT:	0	0	0	0	0	0	0	0	0	0	0



Sorted by FUNC, SFUN, TID, SUB
 (amounts in millions)

		2015	2016	2017	2018	2019	2020	2021	2022	2023	2024	2025
INTERNATIONAL AFFAIRS (150)												
Account Total for Gifts and Donations, African Development Foundation												
Pres 16	BA:	0	0	0	0	0	0	0	0	0	0	0
Reest	OP:	0	0									
	OT:	-1	-1	0	0	0	0	0	0	0	0	0
Mar 15	BA:	0	0	0	0	0	0	0	0	0	0	0
Base	OP:	0	0									
	OT:	-1	-1	0	0	0	0	0	0	0	0	0
Orig	BA:	0	0	0	0	0	0	0	0	0	0	0
Pres	OP:	0	0									
	OT:	-1	-1	0	0	0	0	0	1	0	0	0
Reest -	BA:	0	0	0	0	0	0	0	0	0	0	0
Mar15	OP:	0	0									
	OT:	0	0	0	0	0	0	0	0	0	0	0
Reest -	BA:	0	0	0	0	0	0	0	0	0	0	0
Orig	OP:	0	0									
	OT:	0	0	0	0	0	0	0	-1	0	0	0
Peace Corps												
Peace Corps miscellaneous trust fund												
011 9972 0 7 151 AA01 FA FA 03 0												
Appropriation												
Pres 16	BA:	0	0	0	0	0	0	0	0	0	0	0
Reest	OP:	3	0									
	OT:	3	0	0	0	0	0	0	0	0	0	0
Mar 15	BA:	0	0	0	0	0	0	0	0	0	0	0
Base	OP:	3	0									
	OT:	3	0	0	0	0	0	0	0	0	0	0
Orig	BA:	0	0	0	0	0	0	0	0	0	0	0
Pres	OP:	3	0									
	OT:	3	0	0	0	0	0	0	0	0	0	0
Reest -	BA:	0	0	0	0	0	0	0	0	0	0	0
Mar15	OP:	0	0									
	OT:	0	0	0	0	0	0	0	0	0	0	0
Reest -	BA:	0	0	0	0	0	0	0	0	0	0	0
Orig	OP:	0	0									
	OT:	0	0	0	0	0	0	0	0	0	0	0



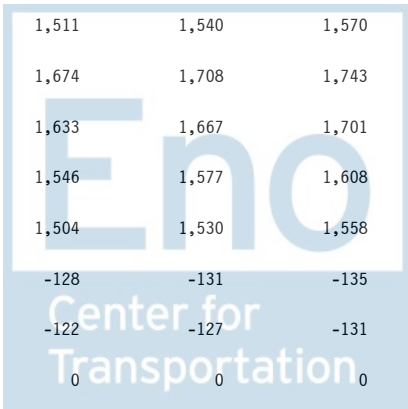
Sorted by FUNC, SFUN, TID, SUB
 (amounts in millions)

		2015	2016	2017	2018	2019	2020	2021	2022	2023	2024	2025
INTERNATIONAL AFFAIRS (150)												
Department of Agriculture												
Foreign Agricultural Service												
Local and Regional Food Aid Procurement Program												
012 0406 0 1 151 AA01 AR AR 03												
Appropriation												
Pres 16	BA:	0	20	20	21	21	21	22	22	23	23	23
Reest	OP:	0	0									
	OT:	0	0	10	20	21	21	21	22	22	23	23
Mar 15	BA:	0	0	0	0	0	0	0	0	0	0	0
Base	OP:	0	0									
	OT:	0	0	0	0	0	0	0	0	0	0	0
Orig	BA:	0	20	20	21	21	21	22	22	23	23	23
Pres	OP:	0	0									
	OT:	0	0	10	20	20	21	21	22	22	22	23
Reest -	BA:	0	20	20	21	21	21	22	22	23	23	23
Mar15	OP:	0	0									
	OT:	0	0	10	20	21	21	21	22	22	23	23
Reest -	BA:	0	0	0	0	0	0	0	0	0	0	0
Orig	OP:	0	0									
	OT:	0	0	0	0	1	0	0	0	0	1	0



Sorted by FUNC, SFUN, TID, SUB
 (amounts in millions)

		2015	2016	2017	2018	2019	2020	2021	2022	2023	2024	2025
INTERNATIONAL AFFAIRS (150)												
Expenses, Public Law 480, foreign assistance programs, Agricultu												
012 2274 0 1 151 BA05 XX XX 10 N LQ												
Federal Fund												
Pres 16	BA:	-320	-310	-230	-219	-206	-189	-180	-54	-43	-33	-26
Reest	OP:	0	0									
	OT:	-320	-310	-230	-219	-206	-189	-180	-54	-43	-33	-26
Mar 15	BA:	-320	-310	-230	-219	-206	-189	-180	-54	-43	-33	-26
Base	OP:	0	0									
	OT:	-320	-310	-230	-219	-206	-189	-180	-54	-43	-33	-26
Orig	BA:	-326	-310	-230	-219	-206	-189	-180	-54	-43	-33	-33
Pres	OP:	0	0									
	OT:	-326	-310	-230	-219	-206	-189	-180	-54	-43	-33	-33
Reest -	BA:	0	0	0	0	0	0	0	0	0	0	0
Mar15	OP:	0	0									
	OT:	0	0	0	0	0	0	0	0	0	0	0
Reest -	BA:	6	0	0	0	0	0	0	0	0	0	7
Orig	OP:	0	0									
	OT:	6	0	0	0	0	0	0	0	0	0	7
Food for Peace Title II Grants												
012 2278 0 1 151 AA01 AR AR 03 0												
Appropriation												
Pres 16	BA:	1,466	1,400	1,428	1,457	1,471	1,486	1,516	1,546	1,577	1,608	1,640
Reest	OP:	776	873									
	OT:	1,238	1,314	1,342	1,404	1,438	1,463	1,483	1,511	1,540	1,570	1,601
Mar 15	BA:	1,466	1,488	1,514	1,545	1,576	1,608	1,640	1,674	1,708	1,743	1,778
Base	OP:	776	873									
	OT:	1,238	1,342	1,413	1,484	1,529	1,569	1,601	1,633	1,667	1,701	1,735
Orig	BA:	1,466	1,400	1,428	1,457	1,471	1,486	1,516	1,546	1,577	1,608	1,640
Pres	OP:	723	756									
	OT:	1,163	1,176	1,192	1,296	1,445	1,457	1,481	1,504	1,530	1,558	1,590
Reest -	BA:	0	-88	-86	-88	-105	-122	-124	-128	-131	-135	-138
Mar15	OP:	0	0									
	OT:	0	-28	-71	-80	-91	-106	-118	-122	-127	-131	-134
Reest -	BA:	0	0	0	0	0	0	0	0	0	0	0
Orig	OP:	53	117									
	OT:	75	138	150	108	-7	6	2	7	10	12	11



Sorted by FUNC, SFUN, TID, SUB
 (amounts in millions)

		2015	2016	2017	2018	2019	2020	2021	2022	2023	2024	2025
INTERNATIONAL AFFAIRS (150)												
McGovern-Dole international food for education and child nutriti												
012 2903 0 1 151 AA01 AR AR 03 0												
Appropriation												
Pres 16	BA:	192	192	196	200	202	204	208	212	216	221	225
Reest	OP:	44	94									
	OT:	102	152	174	186	189	192	194	198	201	206	210
Mar 15	BA:	192	195	198	202	206	211	215	219	224	228	233
Base	OP:	44	94									
	OT:	102	153	176	188	192	196	200	204	208	213	217
Orig	BA:	192	192	196	200	202	204	208	212	216	221	225
Pres	OP:	267	6									
	OT:	459	198	197	200	202	204	208	212	216	221	225
Reest -	BA:	0	-3	-2	-2	-4	-7	-7	-7	-8	-7	-8
Mar15	OP:	0	0									
	OT:	0	-1	-2	-2	-3	-4	-6	-6	-7	-7	-7
Reest -	BA:	0	0	0	0	0	0	0	0	0	0	0
Orig	OP:	-223	88									
	OT:	-357	-46	-23	-14	-13	-12	-14	-14	-15	-15	-15



Sorted by FUNC, SFUN, TID, SUB
 (amounts in millions)

	2015	2016	2017	2018	2019	2020	2021	2022	2023	2024	2025
INTERNATIONAL AFFAIRS (150)											
International Assistance Programs											
Multilateral Assistance											
International Organizations and Programs											
019 1005 0 1 151 AA01 FA FA 03 0											
Appropriation											
Pres 16 BA:	344	315	321	328	331	334	341	348	355	362	369
Reest OP:	315	320									
OT:	332	336	310	313	319	323	326	332	339	346	353
Mar 15 BA:	344	349	355	363	370	377	385	393	401	409	417
Base OP:	315	320									
OT:	332	337	340	346	354	361	367	375	383	391	399
Orig BA:	344	315	321	328	331	334	341	348	355	362	369
Pres OP:	343	344									
OT:	343	344	315	321	328	331	334	341	348	355	362
Reest - BA:	0	-34	-34	-35	-39	-43	-44	-45	-46	-47	-48
Mar15 OP:	0	0									
OT:	0	-1	-30	-33	-35	-38	-41	-43	-44	-45	-46
Reest - BA:	0	0	0	0	0	0	0	0	0	0	0
Orig OP:	-28	-24									
OT:	-11	-8	-5	-8	-9	-8	-8	-9	-9	-9	-9



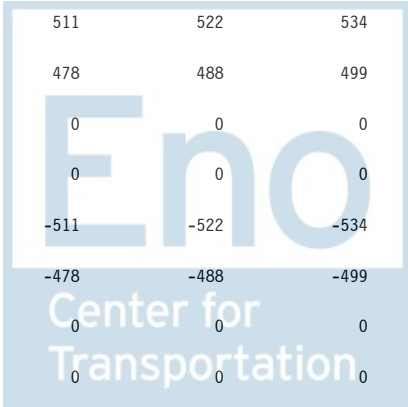
Sorted by FUNC, SFUN, TID, SUB
 (amounts in millions)

	2015	2016	2017	2018	2019	2020	2021	2022	2023	2024	2025	
INTERNATIONAL AFFAIRS (150)												
Department of State												
Other												
International narcotics control and law enforcement												
019 1022 0 1 151 AA01 FA FA 03 0												
Appropriation												
Pres 16	BA:	853	968	987	1,006	1,016	1,026	1,047	1,068	1,089	1,111	1,133
Reest	OP:	1,420	1,378									
	OT:	1,441	1,402	1,277	1,145	1,128	1,105	1,092	1,077	1,058	1,042	1,062
Mar 15	BA:	853	867	884	903	923	943	963	985	1,006	1,028	1,050
Base	OP:	1,420	1,378									
	OT:	1,441	1,400	1,259	1,094	1,044	1,013	999	989	973	959	980
Orig	BA:	853	968	987	1,006	1,016	1,026	1,047	1,068	1,089	1,111	1,133
Pres	OP:	1,392	1,431									
	OT:	1,458	1,509	1,498	1,194	1,053	1,004	1,020	1,035	1,053	1,074	1,095
Reest -	BA:	0	101	103	103	93	83	84	83	83	83	83
Mar15	OP:	0	0									
	OT:	0	2	18	51	84	92	93	88	85	83	82
Reest -	BA:	0	0	0	0	0	0	0	0	0	0	0
Orig	OP:	28	-53									
	OT:	-17	-107	-221	-49	75	101	72	42	5	-32	-33




Sorted by FUNC, SFUN, TID, SUB
 (amounts in millions)

		2015	2016	2017	2018	2019	2020	2021	2022	2023	2024	2025
INTERNATIONAL AFFAIRS (150)												
019 1022 0 1 151 AA02 FA FA 03 War16												
Appropriation												
Pres 16	BA:	0	226	0	0	0	0	0	0	0	0	0
Reest	OP:	0	0									
	OT:	0	9	34	79	68	21	11	0	0	0	0
Mar 15	BA:	0	0	0	0	0	0	0	0	0	0	0
Base	OP:	0	0									
	OT:	0	0	0	0	0	0	0	0	0	0	0
Orig	BA:	0	226	0	0	0	0	0	0	0	0	0
Pres	OP:	0	0									
	OT:	0	23	97	66	25	9	7	0	0	0	0
Reest -	BA:	0	226	0	0	0	0	0	0	0	0	0
Mar15	OP:	0	0									
	OT:	0	9	34	79	68	21	11	0	0	0	0
Reest -	BA:	0	0	0	0	0	0	0	0	0	0	0
Orig	OP:	0	0									
	OT:	0	-14	-63	13	43	12	4	0	0	0	0
019 1022 0 1 151 AA03 FA FA 03 0 WAR15												
Appropriation												
Pres 16	BA:	443	0	0	0	0	0	0	0	0	0	0
Reest	OP:	0	66									
	OT:	18	66	155	133	42	22	0	0	0	0	0
Mar 15	BA:	443	450	459	469	479	490	500	511	522	534	545
Base	OP:	0	66						478	488	499	510
	OT:	18	84	241	378	427	458	468	0	0	0	0
Orig	BA:	443	0	0	0	0	0	0	0	0	0	0
Pres	OP:	0	190						0	0	0	0
	OT:	44	190	128	49	18	13	0	0	0	0	0
Reest -	BA:	0	-450	-459	-469	-479	-490	-500	-511	-522	-534	-545
Mar15	OP:	0	0						0	0	0	0
	OT:	0	-18	-86	-245	-385	-436	-468	-478	-488	-499	-510
Reest -	BA:	0	0	0	0	0	0	0	0	0	0	0
Orig	OP:	0	-124						0	0	0	0
	OT:	-26	-124	27	84	24	9	0	0	0	0	0



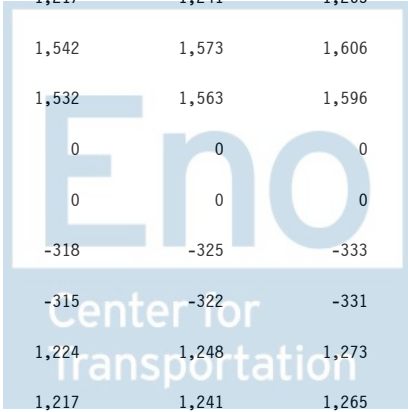
Sorted by FUNC, SFUN, TID, SUB
 (amounts in millions)

		2015	2016	2017	2018	2019	2020	2021	2022	2023	2024	2025
INTERNATIONAL AFFAIRS (150)												
Account Total for International narcotics control and law enforcement												
Pres 16	BA:	1,296	1,194	987	1,006	1,016	1,026	1,047	1,068	1,089	1,111	1,133
Reest	OP:	1,420	1,444									
	OT:	1,459	1,477	1,466	1,357	1,238	1,148	1,103	1,077	1,058	1,042	1,062
Mar 15	BA:	1,296	1,317	1,343	1,372	1,402	1,433	1,463	1,496	1,528	1,562	1,595
Base	OP:	1,420	1,444									
	OT:	1,459	1,484	1,500	1,472	1,471	1,471	1,467	1,467	1,461	1,458	1,490
Orig	BA:	1,296	1,194	987	1,006	1,016	1,026	1,047	1,068	1,089	1,111	1,133
Pres	OP:	1,392	1,621									
	OT:	1,502	1,722	1,723	1,309	1,096	1,026	1,027	1,035	1,053	1,074	1,095
Reest -	BA:	0	-123	-356	-366	-386	-407	-416	-428	-439	-451	-462
Mar15	OP:	0	0									
	OT:	0	-7	-34	-115	-233	-323	-364	-390	-403	-416	-428
Reest -	BA:	0	0	0	0	0	0	0	0	0	0	0
Orig	OP:	28	-177									
	OT:	-43	-245	-257	48	142	122	76	42	5	-32	-33
Global HIV/AIDs Initiative												
019 1030 0 1 151 AA01 FA FA 03 0												
Appropriation												
Pres 16	BA:	0	0	0	0	0	0	0	0	0	0	0
Reest	OP:	20	16									
	OT:	20	16	0	0	0	0	0	0	0	0	0
Mar 15	BA:	0	0	0	0	0	0	0	0	0	0	0
Base	OP:	20	16									
	OT:	20	16	0	0	0	0	0	0	0	0	0
Orig	BA:	0	0	0	0	0	0	0	0	0	0	0
Pres	OP:	16	0									
	OT:	16	0	0	0	0	0	0	0	0	0	0
Reest -	BA:	0	0	0	0	0	0	0	0	0	0	0
Mar15	OP:	0	0									
	OT:	0	0	0	0	0	0	0	0	0	0	0
Reest -	BA:	0	0	0	0	0	0	0	0	0	0	0
Orig	OP:	4	16									
	OT:	4	16	0	0	0	0	0	0	0	0	0



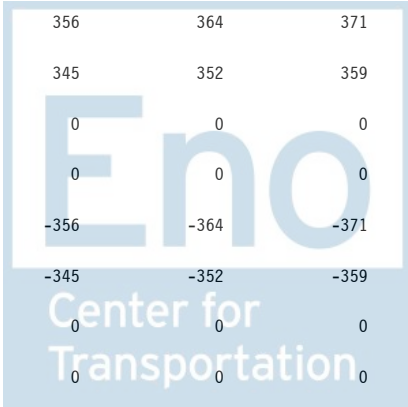
Sorted by FUNC, SFUN, TID, SUB
 (amounts in millions)

		2015	2016	2017	2018	2019	2020	2021	2022	2023	2024	2025
INTERNATIONAL AFFAIRS (150)												
Global Health Programs												
019 1031 0 1 151 AA01 FA FA 03 0												
Appropriation												
Pres 16	BA:	4,320	4,319	4,406	4,494	4,539	4,584	4,676	4,769	4,865	4,963	5,063
Reest	OP:	3,750	3,892									
	OT:	3,858	4,000	4,188	4,298	4,259	4,373	4,511	4,578	4,661	4,750	4,843
Mar 15	BA:	4,320	4,385	4,463	4,554	4,645	4,740	4,835	4,935	5,035	5,139	5,243
Base	OP:	3,750	3,892									
	OT:	3,858	4,002	4,215	4,344	4,312	4,450	4,625	4,717	4,813	4,911	5,012
Orig	BA:	8,454	8,181	8,345	8,512	8,597	8,682	8,856	9,033	9,214	9,399	9,586
Pres	OP:	6,633	6,866									
	OT:	8,914	9,125	8,988	8,978	8,978	8,920	8,855	8,863	8,999	9,169	9,341
Reest -	BA:	0	-66	-57	-60	-106	-156	-159	-166	-170	-176	-180
Mar15	OP:	0	0									
	OT:	0	-2	-27	-46	-53	-77	-114	-139	-152	-161	-169
Reest -	BA:	-4,134	-3,862	-3,939	-4,018	-4,058	-4,098	-4,180	-4,264	-4,349	-4,436	-4,523
Orig	OP:	-2,883	-2,974									
	OT:	-5,056	-5,125	-4,800	-4,680	-4,719	-4,547	-4,344	-4,285	-4,338	-4,419	-4,498
019 1031 0 1 151 AA02 FA FA 03 0												
Appropriation												
Pres 16	BA:	1,350	1,107	1,129	1,152	1,164	1,176	1,200	1,224	1,248	1,273	1,298
Reest	OP:	494	409									
	OT:	1,439	1,184	1,125	1,145	1,160	1,172	1,193	1,217	1,241	1,265	1,290
Mar 15	BA:	1,350	1,370	1,395	1,423	1,452	1,481	1,511	1,542	1,573	1,606	1,638
Base	OP:	494	409									
	OT:	1,439	1,368	1,387	1,414	1,443	1,472	1,502	1,532	1,563	1,596	1,628
Orig	BA:	0	0	0	0	0	0	0	0	0	0	0
Pres	OP:	0	0									
	OT:	0	0	0	0	0	0	0	0	0	0	0
Reest -	BA:	0	-263	-266	-271	-288	-305	-311	-318	-325	-333	-340
Mar15	OP:	0	0									
	OT:	0	-184	-262	-269	-283	-300	-309	-315	-322	-331	-338
Reest -	BA:	1,350	1,107	1,129	1,152	1,164	1,176	1,200	1,224	1,248	1,273	1,298
Orig	OP:	494	409									
	OT:	1,439	1,184	1,125	1,145	1,160	1,172	1,193	1,217	1,241	1,265	1,290



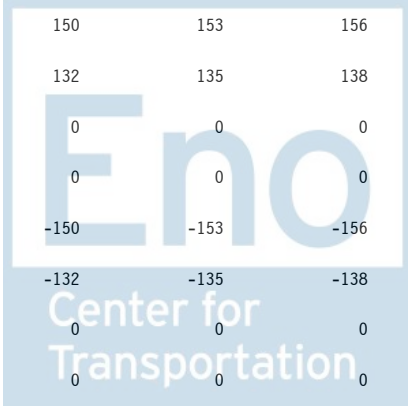
Sorted by FUNC, SFUN, TID, SUB
 (amounts in millions)

		2015	2016	2017	2018	2019	2020	2021	2022	2023	2024	2025
INTERNATIONAL AFFAIRS (150)												
019 1031 0 1 151 AA04 FA FA 03 0												
Appropriation												
Pres 16	BA:	2,784	2,755	2,810	2,866	2,894	2,922	2,980	3,040	3,101	3,163	3,225
Reest	OP:	2,760	2,783									
	OT:	2,830	2,852	2,842	2,782	2,820	2,839	2,877	2,918	2,971	3,028	3,087
Mar 15	BA:	2,784	2,826	2,876	2,935	2,993	3,055	3,116	3,180	3,245	3,312	3,379
Base	OP:	2,760	2,783									
	OT:	2,830	2,854	2,870	2,833	2,881	2,917	2,980	3,040	3,102	3,165	3,230
Orig	BA:	0	0	0	0	0	0	0	0	0	0	0
Pres	OP:	0	0									
	OT:	0	0	0	0	0	0	0	0	0	0	0
Reest -	BA:	0	-71	-66	-69	-99	-133	-136	-140	-144	-149	-154
Mar15	OP:	0	0									
	OT:	0	-2	-28	-51	-61	-78	-103	-122	-131	-137	-143
Reest -	BA:	2,784	2,755	2,810	2,866	2,894	2,922	2,980	3,040	3,101	3,163	3,225
Orig	OP:	2,760	2,783									
	OT:	2,830	2,852	2,842	2,782	2,820	2,839	2,877	2,918	2,971	3,028	3,087
019 1031 0 1 151 AE01 FA FA 03 0 EBOLA												
Regular Appropriation Emergency												
Pres 16	BA:	312	0	0	0	0	0	0	0	0	0	0
Reest	OP:	0	94									
	OT:	47	94	109	47	16	0	0	0	0	0	0
Mar 15	BA:	312	317	322	329	335	342	349	356	364	371	379
Base	OP:	0	94									
	OT:	47	142	253	304	325	331	338	345	352	359	366
Orig	BA:	312	0	0	0	0	0	0	0	0	0	0
Pres	OP:	0	94									
	OT:	62	94	94	31	16	16	0	0	0	0	0
Reest -	BA:	0	-317	-322	-329	-335	-342	-349	-356	-364	-371	-379
Mar15	OP:	0	0									
	OT:	0	-48	-144	-257	-309	-331	-338	-345	-352	-359	-366
Reest -	BA:	0	0	0	0	0	0	0	0	0	0	0
Orig	OP:	0	0									
	OT:	-15	0	15	16	0	-16	0	0	0	0	0



Sorted by FUNC, SFUN, TID, SUB
 (amounts in millions)

		2015	2016	2017	2018	2019	2020	2021	2022	2023	2024	2025
INTERNATIONAL AFFAIRS (150)												
Account Total for Global Health Programs												
Pres 16	BA:	8,766	8,181	8,345	8,512	8,597	8,682	8,856	9,033	9,214	9,399	9,586
Reest	OP:	7,004	7,178									
	OT:	8,174	8,130	8,264	8,272	8,255	8,384	8,581	8,713	8,873	9,043	9,220
Mar 15	BA:	8,766	8,898	9,056	9,241	9,425	9,618	9,811	10,013	10,217	10,428	10,639
Base	OP:	7,004	7,178									
	OT:	8,174	8,366	8,725	8,895	8,961	9,170	9,445	9,634	9,830	10,031	10,236
Orig	BA:	8,766	8,181	8,345	8,512	8,597	8,682	8,856	9,033	9,214	9,399	9,586
Pres	OP:	6,633	6,960									
	OT:	8,976	9,219	9,082	9,009	8,994	8,936	8,855	8,863	8,999	9,169	9,341
Reest -	BA:	0	-717	-711	-729	-828	-936	-955	-980	-1,003	-1,029	-1,053
Mar15	OP:	0	0									
	OT:	0	-236	-461	-623	-706	-786	-864	-921	-957	-988	-1,016
Reest -	BA:	0	0	0	0	0	0	0	0	0	0	0
Orig	OP:	371	218									
	OT:	-802	-1,089	-818	-737	-739	-552	-274	-150	-126	-126	-121
Democracy fund												
019 1121 0 1 151 AA01 FA FA 03 0												
Appropriation												
Pres 16	BA:	131	0	0	0	0	0	0	0	0	0	0
Reest	OP:	92	96									
	OT:	102	96	81	61	39	17	7	0	0	0	0
Mar 15	BA:	131	133	135	138	141	144	147	150	153	156	159
Base	OP:	92	96									
	OT:	102	107	113	120	126	127	129	132	135	138	140
Orig	BA:	131	0	0	0	0	0	0	0	0	0	0
Pres	OP:	138	157									
	OT:	181	157	84	13	0	0	0	0	0	0	0
Reest -	BA:	0	-133	-135	-138	-141	-144	-147	-150	-153	-156	-159
Mar15	OP:	0	0									
	OT:	0	-11	-32	-59	-87	-110	-122	-132	-135	-138	-140
Reest -	BA:	0	0	0	0	0	0	0	0	0	0	0
Orig	OP:	-46	-61									
	OT:	-79	-61	-3	48	39	17	7	0	0	0	0




Sorted by FUNC, SFUN, TID, SUB
 (amounts in millions)

		2015	2016	2017	2018	2019	2020	2021	2022	2023	2024	2025
INTERNATIONAL AFFAIRS (150)												
International Organizations and Conferences												
Peace Operations Response Mechanism												
019 1123 0 1 151 AA01 FA FA 03 War16												
Appropriation												
Pres 16	BA:	0	150	0	0	0	0	0	0	0	0	0
Reest	OP:	0	0									
	OT:	0	50	50	50	0	0	0	0	0	0	0
Mar 15	BA:	0	0	0	0	0	0	0	0	0	0	0
Base	OP:	0	0									
	OT:	0	0	0	0	0	0	0	0	0	0	0
Orig	BA:	0	150	0	0	0	0	0	0	0	0	0
Pres	OP:	0	0									
	OT:	0	120	30	0	0	0	0	0	0	0	0
Reest -	BA:	0	150	0	0	0	0	0	0	0	0	0
Mar15	OP:	0	0									
	OT:	0	50	50	50	0	0	0	0	0	0	0
Reest -	BA:	0	0	0	0	0	0	0	0	0	0	0
Orig	OP:	0	0									
	OT:	0	-70	20	50	0	0	0	0	0	0	0



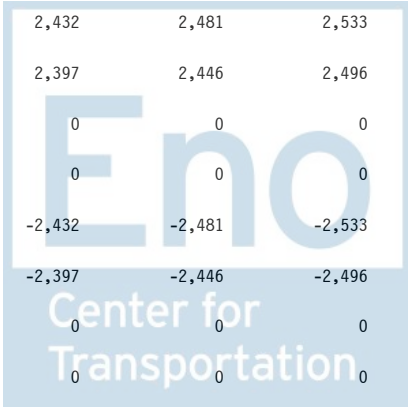
Sorted by FUNC, SFUN, TID, SUB
 (amounts in millions)

		2015	2016	2017	2018	2019	2020	2021	2022	2023	2024	2025
INTERNATIONAL AFFAIRS (150)												
Other												
Migration and refugee assistance												
019 1143 0 1 151 AA01 FA FA 03 0												
Appropriation												
Pres 16	BA:	932	1,635	1,668	1,701	1,718	1,735	1,770	1,805	1,841	1,878	1,916
Reest	OP:	1,110	566									
	OT:	1,576	1,384	1,499	1,626	1,689	1,722	1,748	1,781	1,816	1,852	1,889
Mar 15	BA:	932	946	963	983	1,003	1,023	1,044	1,066	1,087	1,110	1,132
Base	OP:	1,110	566									
	OT:	1,576	1,039	906	951	989	1,009	1,029	1,050	1,072	1,094	1,116
Orig	BA:	932	1,635	1,668	1,701	1,718	1,735	1,770	1,805	1,841	1,878	1,916
Pres	OP:	741	140									
	OT:	1,487	1,448	1,663	1,696	1,712	1,730	1,762	1,796	1,832	1,868	1,906
Reest -	BA:	0	689	705	718	715	712	726	739	754	768	784
Mar15	OP:	0	0									
	OT:	0	345	593	675	700	713	719	731	744	758	773
Reest -	BA:	0	0	0	0	0	0	0	0	0	0	0
Orig	OP:	369	426									
	OT:	89	-64	-164	-70	-23	-8	-14	-15	-16	-16	-17
019 1143 0 1 151 AA02 FA FA 03 War16												
Appropriation												
Pres 16	BA:	0	819	0	0	0	0	0	0	0	0	0
Reest	OP:	0	0									
	OT:	0	410	287	82	25	16	0	0	0	0	0
Mar 15	BA:	0	0	0	0	0	0	0	0	0	0	0
Base	OP:	0	0									
	OT:	0	0	0	0	0	0	0	0	0	0	0
Orig	BA:	0	819	0	0	0	0	0	0	0	0	0
Pres	OP:	0	0									
	OT:	0	410	410	0	0	0	0	0	0	0	0
Reest -	BA:	0	819	0	0	0	0	0	0	0	0	0
Mar15	OP:	0	0									
	OT:	0	410	287	82	25	16	0	0	0	0	0
Reest -	BA:	0	0	0	0	0	0	0	0	0	0	0
Orig	OP:	0	0									
	OT:	0	0	-123	82	25	16	0	0	0	0	0




Sorted by FUNC, SFUN, TID, SUB
 (amounts in millions)

		2015	2016	2017	2018	2019	2020	2021	2022	2023	2024	2025
INTERNATIONAL AFFAIRS (150)												
019 1143 0 1 151 AA03 FA FA 03 0												
Appropriation												
Pres 16	BA:	0	0	0	0	0	0	0	0	0	0	0
Reest	OP:	65	0									
	OT:	65	0	0	0	0	0	0	0	0	0	0
Mar 15	BA:	0	0	0	0	0	0	0	0	0	0	0
Base	OP:	65	0									
	OT:	65	0	0	0	0	0	0	0	0	0	0
Orig	BA:	0	0	0	0	0	0	0	0	0	0	0
Pres	OP:	0	0									
	OT:	0	0	0	0	0	0	0	0	0	0	0
Reest -	BA:	0	0	0	0	0	0	0	0	0	0	0
Mar15	OP:	0	0									
	OT:	0	0	0	0	0	0	0	0	0	0	0
Reest -	BA:	0	0	0	0	0	0	0	0	0	0	0
Orig	OP:	65	0									
	OT:	65	0	0	0	0	0	0	0	0	0	0
019 1143 0 1 151 AA05 FA FA 03 0 WAR15												
Appropriation												
Pres 16	BA:	2,127	0	0	0	0	0	0	0	0	0	0
Reest	OP:	0	744									
	OT:	1,064	744	213	64	43	0	0	0	0	0	0
Mar 15	BA:	2,127	2,159	2,198	2,243	2,288	2,335	2,382	2,432	2,481	2,533	2,584
Base	OP:	0	744									
	OT:	1,064	1,824	2,067	2,171	2,256	2,302	2,348	2,397	2,446	2,496	2,547
Orig	BA:	2,127	0	0	0	0	0	0	0	0	0	0
Pres	OP:	0	213									
	OT:	1,914	213	0	0	0	0	0	0	0	0	0
Reest -	BA:	0	-2,159	-2,198	-2,243	-2,288	-2,335	-2,382	-2,432	-2,481	-2,533	-2,584
Mar15	OP:	0	0									
	OT:	0	-1,080	-1,854	-2,107	-2,213	-2,302	-2,348	-2,397	-2,446	-2,496	-2,547
Reest -	BA:	0	0	0	0	0	0	0	0	0	0	0
Orig	OP:	0	531									
	OT:	-850	531	213	64	43	0	0	0	0	0	0



Sorted by FUNC, SFUN, TID, SUB
 (amounts in millions)

		2015	2016	2017	2018	2019	2020	2021	2022	2023	2024	2025
INTERNATIONAL AFFAIRS (150)												
Account Total for Migration and refugee assistance												
Pres 16	BA:	3,059	2,454	1,668	1,701	1,718	1,735	1,770	1,805	1,841	1,878	1,916
Reest	OP:	1,175	1,310									
	OT:	2,705	2,538	1,999	1,772	1,757	1,738	1,748	1,781	1,816	1,852	1,889
Mar 15	BA:	3,059	3,105	3,161	3,226	3,291	3,358	3,426	3,498	3,568	3,643	3,716
Base	OP:	1,175	1,310									
	OT:	2,705	2,863	2,973	3,122	3,245	3,311	3,377	3,447	3,518	3,590	3,663
Orig	BA:	3,059	2,454	1,668	1,701	1,718	1,735	1,770	1,805	1,841	1,878	1,916
Pres	OP:	741	353									
	OT:	3,401	2,071	2,073	1,696	1,712	1,730	1,762	1,796	1,832	1,868	1,906
Reest -	BA:	0	-651	-1,493	-1,525	-1,573	-1,623	-1,656	-1,693	-1,727	-1,765	-1,800
Mar15	OP:	0	0									
	OT:	0	-325	-974	-1,350	-1,488	-1,573	-1,629	-1,666	-1,702	-1,738	-1,774
Reest -	BA:	0	0	0	0	0	0	0	0	0	0	0
Orig	OP:	434	957									
	OT:	-696	467	-74	76	45	8	-14	-15	-16	-16	-17
Andean Counterdrug Programs												
019 1154 0 1 151 AA01 FA FA 03 0												
Appropriation												
Pres 16	BA:	0	0	0	0	0	0	0	0	0	0	0
Reest	OP:	10	7									
	OT:	10	7	0	0	0	0	0	0	0	0	0
Mar 15	BA:	0	0	0	0	0	0	0	0	0	0	0
Base	OP:	10	7									
	OT:	10	7	0	0	0	0	0	0	0	0	0
Orig	BA:	0	0	0	0	0	0	0	0	0	0	0
Pres	OP:	10	7									
	OT:	10	7	0	0	0	0	0	0	0	0	0
Reest -	BA:	0	0	0	0	0	0	0	0	0	0	0
Mar15	OP:	0	0									
	OT:	0	0	0	0	0	0	0	0	0	0	0
Reest -	BA:	0	0	0	0	0	0	0	0	0	0	0
Orig	OP:	0	0									
	OT:	0	0	0	0	0	0	0	0	0	0	0



Sorted by FUNC, SFUN, TID, SUB
 (amounts in millions)

	2015	2016	2017	2018	2019	2020	2021	2022	2023	2024	2025
INTERNATIONAL AFFAIRS (150)											
Department of Transportation											
Department of Transportation											
Advances & Deposits, Dept. of Transportation											
069 9990 8 7 151 CB01 XX XX 20 N											
Offsetting Receipts											
Pres 16 BA:	-6	-6	-6	-6	-6	-6	-6	-6	-6	-6	-6
Reest OP:	0	0									
OT:	-6	-6	-6	-6	-6	-6	-6	-6	-6	-6	-6
Mar 15 BA:	-6	-6	-6	-6	-6	-6	-6	-6	-6	-6	-6
Base OP:	0	0									
OT:	-6	-6	-6	-6	-6	-6	-6	-6	-6	-6	-6
Orig BA:	-6	-6	-6	-6	-6	-6	-6	-6	-6	-6	-6
Pres OP:	0	0									
OT:	-6	-6	-6	-6	-6	-6	-6	-6	-6	-6	-6
Reest - BA:	0	0	0	0	0	0	0	0	0	0	0
Mar15 OP:	0	0									
OT:	0	0	0	0	0	0	0	0	0	0	0
Reest - BA:	0	0	0	0	0	0	0	0	0	0	0
Orig OP:	0	0									
OT:	0	0	0	0	0	0	0	0	0	0	0



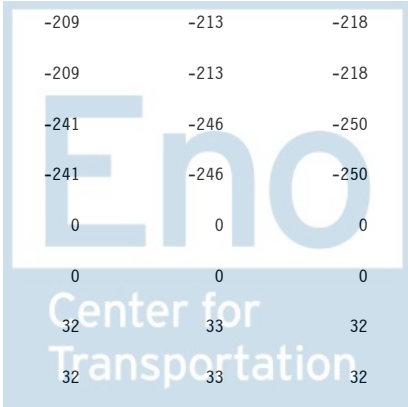
Sorted by FUNC, SFUN, TID, SUB
 (amounts in millions)

		2015	2016	2017	2018	2019	2020	2021	2022	2023	2024	2025
INTERNATIONAL AFFAIRS (150)												
International Assistance Programs												
Overseas Private Investment Corporation												
Overseas Private Investment Corporation program account												
071 0100 0 1 151 AA02 FA FA 03 0 SG												
Appropriation												
Pres 16	BA:	25	20	20	21	21	21	22	22	23	23	23
Reest	OP:	23	23		19	19	20	21	21	20	21	22
	OT:	24	24	23	19	19	20	21	21	20	21	22
Mar 15	BA:	25	25	26	26	27	27	28	29	29	30	30
Base	OP:	23	23		22	22	24	26	26	26	27	28
	OT:	24	24	24	22	22	24	26	26	26	27	28
Orig	BA:	63	70	71	73	74	74	76	77	79	80	82
Pres	OP:	14	25		67	67	63	65	66	67	69	71
	OT:	56	78	68	67	67	63	65	66	67	69	71
Reest -	BA:	0	-5	-6	-5	-6	-6	-6	-7	-6	-7	-7
Mar15	OP:	0	0		-3	-3	-4	-5	-5	-6	-6	-6
	OT:	0	0	-1	-3	-3	-4	-5	-5	-6	-6	-6
Reest -	BA:	-38	-50	-51	-52	-53	-53	-54	-55	-56	-57	-59
Orig	OP:	9	-2		-48	-48	-43	-44	-45	-47	-48	-49
	OT:	-32	-54	-45	-48	-48	-43	-44	-45	-47	-48	-49




Sorted by FUNC, SFUN, TID, SUB
 (amounts in millions)

		2015	2016	2017	2018	2019	2020	2021	2022	2023	2024	2025
INTERNATIONAL AFFAIRS (150)												
071 0100 0 1 151 AA03 FA FA 03 0 AD												
Appropriation												
Pres 16	BA:	38	50	51	52	53	53	54	55	56	57	59
Reest	OP:	5	6									
	OT:	37	49	50	51	52	52	53	54	55	56	58
Mar 15	BA:	38	39	40	42	43	45	46	48	49	51	53
Base	OP:	5	6									
	OT:	37	39	39	41	42	44	45	47	48	50	52
Orig	BA:	0	0	0	0	0	0	0	0	0	0	0
Pres	OP:	0	0									
	OT:	0	0	0	0	0	0	0	0	0	0	0
Reest -	BA:	0	11	11	10	10	8	8	7	7	6	6
Mar15	OP:	0	0									
	OT:	0	10	11	10	10	8	8	7	7	6	6
Reest -	BA:	38	50	51	52	53	53	54	55	56	57	59
Orig	OP:	5	6									
	OT:	37	49	50	51	52	52	53	54	55	56	58
071 0100 0 1 151 AA05 FA FA 03 A SG												
Appropriation												
Pres 16	BA:	-182	-186	-189	-193	-197	-201	-205	-209	-213	-218	-222
Reest	OP:	0	0									
	OT:	-182	-186	-189	-193	-197	-201	-205	-209	-213	-218	-222
Mar 15	BA:	-182	-186	-189	-193	-197	-201	-205	-209	-213	-218	-222
Base	OP:	0	0									
	OT:	-182	-186	-189	-193	-197	-201	-205	-209	-213	-218	-222
Orig	BA:	-219	-218	-222	-227	-229	-231	-236	-241	-246	-250	-255
Pres	OP:	0	0									
	OT:	-219	-218	-222	-227	-229	-231	-236	-241	-246	-250	-255
Reest -	BA:	0	0	0	0	0	0	0	0	0	0	0
Mar15	OP:	0	0									
	OT:	0	0	0	0	0	0	0	0	0	0	0
Reest -	BA:	37	32	33	34	32	30	31	32	33	32	33
Orig	OP:	0	0									
	OT:	37	32	33	34	32	30	31	32	33	32	33



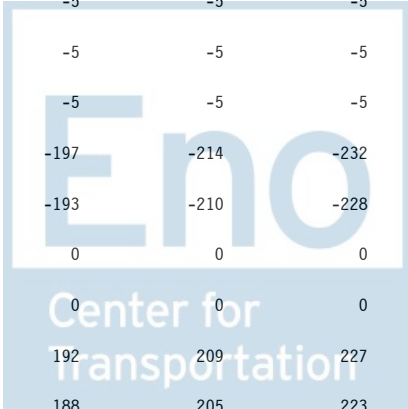
Sorted by FUNC, SFUN, TID, SUB
 (amounts in millions)

		2015	2016	2017	2018	2019	2020	2021	2022	2023	2024	2025
INTERNATIONAL AFFAIRS (150)												
071 0100 0 1 151 BA01 31 80 10 N RG												
Federal Fund												
Pres 16	BA:	-173	0	0	0	0	0	0	0	0	0	0
Reest	OP:	0	0									
	OT:	-173	0	0	0	0	0	0	0	0	0	0
Mar 15	BA:	-173	0	0	0	0	0	0	0	0	0	0
Base	OP:	0	0									
	OT:	-173	0	0	0	0	0	0	0	0	0	0
Orig	BA:	-173	0	0	0	0	0	0	0	0	0	0
Pres	OP:	0	0									
	OT:	-173	0	0	0	0	0	0	0	0	0	0
Reest -	BA:	0	0	0	0	0	0	0	0	0	0	0
Mar15	OP:	0	0									
	OT:	0	0	0	0	0	0	0	0	0	0	0
Reest -	BA:	0	0	0	0	0	0	0	0	0	0	0
Orig	OP:	0	0									
	OT:	0	0	0	0	0	0	0	0	0	0	0
071 0100 0 1 151 BA03 31 80 10 N RD												
Federal Fund												
Pres 16	BA:	-32	0	0	0	0	0	0	0	0	0	0
Reest	OP:	0	0									
	OT:	-32	0	0	0	0	0	0	0	0	0	0
Mar 15	BA:	-32	0	0	0	0	0	0	0	0	0	0
Base	OP:	0	0									
	OT:	-32	0	0	0	0	0	0	0	0	0	0
Orig	BA:	-32	0	0	0	0	0	0	0	0	0	0
Pres	OP:	0	0									
	OT:	-32	0	0	0	0	0	0	0	0	0	0
Reest -	BA:	0	0	0	0	0	0	0	0	0	0	0
Mar15	OP:	0	0									
	OT:	0	0	0	0	0	0	0	0	0	0	0
Reest -	BA:	0	0	0	0	0	0	0	0	0	0	0
Orig	OP:	0	0									
	OT:	0	0	0	0	0	0	0	0	0	0	0



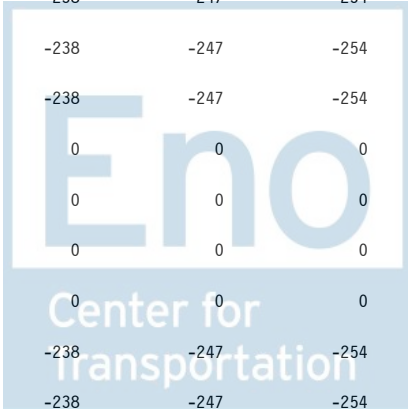
Sorted by FUNC, SFUN, TID, SUB
 (amounts in millions)

		2015	2016	2017	2018	2019	2020	2021	2022	2023	2024	2025
INTERNATIONAL AFFAIRS (150)												
Account Total for Overseas Private Investment Corporation program account												
Pres 16	BA:	-324	-116	-118	-120	-123	-127	-129	-132	-134	-138	-140
Reest	OP:	28	29									
	OT:	-326	-113	-116	-123	-126	-129	-131	-134	-138	-141	-142
Mar 15	BA:	-324	-122	-123	-125	-127	-129	-131	-132	-135	-137	-139
Base	OP:	28	29									
	OT:	-326	-123	-126	-130	-133	-133	-134	-136	-139	-141	-142
Orig	BA:	-361	-148	-151	-154	-155	-157	-160	-164	-167	-170	-173
Pres	OP:	14	25									
	OT:	-368	-140	-154	-160	-162	-168	-171	-175	-179	-181	-184
Reest -	BA:	0	6	5	5	4	2	2	0	1	-1	-1
Mar15	OP:	0	0									
	OT:	0	10	10	7	7	4	3	2	1	0	0
Reest -	BA:	37	32	33	34	32	30	31	32	33	32	33
Orig	OP:	14	4									
	OT:	42	27	38	37	36	39	40	41	41	40	42
Overseas Private Investment Corporation noncredit account												
071 4184 0 3 151 AA01 FA FA 03 1												
Appropriation												
Net insurance operations												
Pres 16	BA:	-31	-5	-5	-5	-5	-5	-5	-5	-5	-5	-5
Reest	OP:	0	0									
	OT:	-31	-5	-5	-5	-5	-5	-5	-5	-5	-5	-5
Mar 15	BA:	-31	-5	-5	-5	-5	-5	-5	-5	-5	-5	-5
Base	OP:	0	0									
	OT:	-31	-5	-5	-5	-5	-5	-5	-5	-5	-5	-5
Orig	BA:	-154	-115	-117	-122	-132	-157	-181	-197	-214	-232	-243
Pres	OP:	3	1									
	OT:	-156	-119	-113	-118	-128	-153	-177	-193	-210	-228	-239
Reest -	BA:	0	0	0	0	0	0	0	0	0	0	0
Mar15	OP:	0	0									
	OT:	0	0	0	0	0	0	0	0	0	0	0
Reest -	BA:	123	110	112	117	127	152	176	192	209	227	238
Orig	OP:	-3	-1									
	OT:	125	114	108	113	123	148	172	188	205	223	234



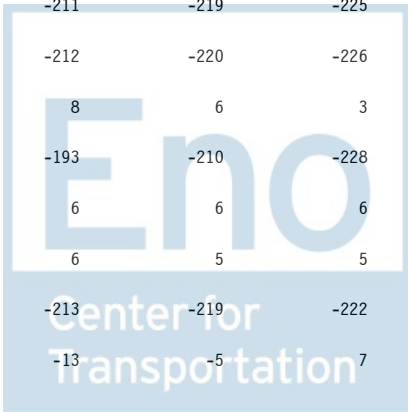
Sorted by FUNC, SFUN, TID, SUB
 (amounts in millions)

		2015	2016	2017	2018	2019	2020	2021	2022	2023	2024	2025
INTERNATIONAL AFFAIRS (150)												
071 4184 0 3 151 AA02 FA FA 03 0												
Appropriation												
Pres 16	BA:	25	34	34	35	36	36	37	37	38	39	40
Reest	OP:	4	4									
	OT:	25	33	33	35	35	36	36	37	37	38	39
Mar 15	BA:	25	26	26	27	28	29	30	31	32	33	34
Base	OP:	4	4									
	OT:	25	26	26	27	28	29	30	31	32	33	34
Orig	BA:	0	0	0	0	0	0	0	0	0	0	0
Pres	OP:	0	0									
	OT:	0	0	0	0	0	0	0	0	0	0	0
Reest -	BA:	0	8	8	8	8	7	7	6	6	6	6
Mar15	OP:	0	0									
	OT:	0	7	7	8	7	7	6	6	5	5	5
Reest -	BA:	25	34	34	35	36	36	37	37	38	39	40
Orig	OP:	4	4									
	OT:	25	33	33	35	35	36	36	37	37	38	39
071 4184 0 3 151 AA04 FA FA 03 A												
Appropriation												
Interest Income												
Pres 16	BA:	-155	-162	-175	-188	-200	-215	-225	-238	-247	-254	-263
Reest	OP:	0	0									
	OT:	-155	-162	-175	-188	-200	-215	-225	-238	-247	-254	-263
Mar 15	BA:	-155	-162	-175	-188	-200	-215	-225	-238	-247	-254	-263
Base	OP:	0	0									
	OT:	-155	-162	-175	-188	-200	-215	-225	-238	-247	-254	-263
Orig	BA:	0	0	0	0	0	0	0	0	0	0	0
Pres	OP:	0	0									
	OT:	0	0	0	0	0	0	0	0	0	0	0
Reest -	BA:	0	0	0	0	0	0	0	0	0	0	0
Mar15	OP:	0	0									
	OT:	0	0	0	0	0	0	0	0	0	0	0
Reest -	BA:	-155	-162	-175	-188	-200	-215	-225	-238	-247	-254	-263
Orig	OP:	0	0									
	OT:	-155	-162	-175	-188	-200	-215	-225	-238	-247	-254	-263



Sorted by FUNC, SFUN, TID, SUB
 (amounts in millions)

		2015	2016	2017	2018	2019	2020	2021	2022	2023	2024	2025
INTERNATIONAL AFFAIRS (150)												
071 4184 0 3 151 BD01 31 80 10 N												
Public Enterprise Fund												
Pres 16	BA:	1	1	1	1	1	1	1	1	1	1	1
Reest	OP:	0	0									
	OT:	0	0	0	0	0	0	0	0	0	0	0
Mar 15	BA:	1	1	1	1	1	1	1	1	1	1	1
Base	OP:	0	0									
	OT:	0	0	0	0	0	0	0	0	0	0	0
Orig	BA:	91	45	136	139	146	170	190	205	220	235	243
Pres	OP:	0	0									
	OT:	0	0	0	0	0	0	0	0	0	0	0
Reest -	BA:	0	0	0	0	0	0	0	0	0	0	0
Mar15	OP:	0	0									
	OT:	0	0	0	0	0	0	0	0	0	0	0
Reest -	BA:	-90	-44	-135	-138	-145	-169	-189	-204	-219	-234	-242
Orig	OP:	0	0									
	OT:	0	0	0	0	0	0	0	0	0	0	0
Account Total for Overseas Private Investment Corporation noncredit account												
Pres 16	BA:	-160	-132	-145	-157	-168	-183	-192	-205	-213	-219	-227
Reest	OP:	4	4									
	OT:	-161	-134	-147	-158	-170	-184	-194	-206	-215	-221	-229
Mar 15	BA:	-160	-140	-153	-165	-176	-190	-199	-211	-219	-225	-233
Base	OP:	4	4									
	OT:	-161	-141	-154	-166	-177	-191	-200	-212	-220	-226	-234
Orig	BA:	-63	-70	19	17	14	13	9	8	6	3	0
Pres	OP:	3	1						-193	-210	-228	-239
	OT:	-156	-119	-113	-118	-128	-153	-177	6	6	6	6
Reest -	BA:	0	8	8	8	8	7	7	6	5	5	5
Mar15	OP:	0	0									
	OT:	0	7	7	8	7	7	6	6	5	5	5
Reest -	BA:	-97	-62	-164	-174	-182	-196	-201	-213	-219	-222	-227
Orig	OP:	1	3									
	OT:	-5	-15	-34	-40	-42	-31	-17	-13	-5	7	10




Sorted by FUNC, SFUN, TID, SUB
 (amounts in millions)

		2015	2016	2017	2018	2019	2020	2021	2022	2023	2024	2025
INTERNATIONAL AFFAIRS (150)												
Agency for International Development												
Capital Investment Fund of the United States Agency for Internat												
072 0300 0 1 151 AA01 FA FA 03 0												
Appropriation												
Pres 16	BA:	131	203	207	211	213	215	220	224	229	233	238
Reest	OP:	29	33									
	OT:	127	184	205	210	212	214	219	223	228	232	237
Mar 15	BA:	131	133	135	138	141	144	147	150	153	156	159
Base	OP:	29	33									
	OT:	127	132	135	137	140	143	146	149	152	155	158
Orig	BA:	131	203	207	211	213	215	220	224	229	233	238
Pres	OP:	5	6									
	OT:	133	205	210	214	216	218	223	227	228	233	238
Reest -	BA:	0	70	72	73	72	71	73	74	76	77	79
Mar15	OP:	0	0									
	OT:	0	52	70	73	72	71	73	74	76	77	79
Reest -	BA:	0	0	0	0	0	0	0	0	0	0	0
Orig	OP:	24	27									
	OT:	-6	-21	-5	-4	-4	-4	-4	-4	0	-1	-1




Sorted by FUNC, SFUN, TID, SUB
 (amounts in millions)

		2015	2016	2017	2018	2019	2020	2021	2022	2023	2024	2025
INTERNATIONAL AFFAIRS (150)												
Loan guarantees to Israel program account												
072 0301 0 1 151 BA01 31 80 10 N RG												
Federal Fund												
Pres 16	BA:	40	0	0	0	0	0	0	0	0	0	0
Reest	OP:	0	0									
	OT:	40	0	0	0	0	0	0	0	0	0	0
Mar 15	BA:	40	0	0	0	0	0	0	0	0	0	0
Base	OP:	0	0									
	OT:	40	0	0	0	0	0	0	0	0	0	0
Orig	BA:	19	0	0	0	0	0	0	0	0	0	0
Pres	OP:	0	0									
	OT:	19	0	0	0	0	0	0	0	0	0	0
Reest -	BA:	0	0	0	0	0	0	0	0	0	0	0
Mar15	OP:	0	0									
	OT:	0	0	0	0	0	0	0	0	0	0	0
Reest -	BA:	21	0	0	0	0	0	0	0	0	0	0
Orig	OP:	0	0									
	OT:	21	0	0	0	0	0	0	0	0	0	0
Loan guarantees to Egypt program account												
072 0304 0 1 151 BA01 31 80 10 N RG												
Federal Fund												
Pres 16	BA:	53	0	0	0	0	0	0	0	0	0	0
Reest	OP:	0	0									
	OT:	53	0	0	0	0	0	0	0	0	0	0
Mar 15	BA:	53	0	0	0	0	0	0	0	0	0	0
Base	OP:	0	0									
	OT:	53	0	0	0	0	0	0	0	0	0	0
Orig	BA:	53	0	0	0	0	0	0	0	0	0	0
Pres	OP:	0	0									
	OT:	53	0	0	0	0	0	0	0	0	0	0
Reest -	BA:	0	0	0	0	0	0	0	0	0	0	0
Mar15	OP:	0	0									
	OT:	0	0	0	0	0	0	0	0	0	0	0
Reest -	BA:	0	0	0	0	0	0	0	0	0	0	0
Orig	OP:	0	0									
	OT:	0	0	0	0	0	0	0	0	0	0	0




Sorted by FUNC, SFUN, TID, SUB
 (amounts in millions)

		2015	2016	2017	2018	2019	2020	2021	2022	2023	2024	2025
INTERNATIONAL AFFAIRS (150)												
Assistance for Europe, Eurasia and Central Asia												
072 0306 0 1 151 AA01 FA FA 03 A												
Appropriation												
Pres 16	BA:	0	0	0	0	0	0	0	0	0	0	0
Reest	OP:	200	20									
	OT:	200	20	0	0	0	0	0	0	0	0	0
Mar 15	BA:	0	0	0	0	0	0	0	0	0	0	0
Base	OP:	200	20									
	OT:	200	20	0	0	0	0	0	0	0	0	0
Orig	BA:	0	0	0	0	0	0	0	0	0	0	0
Pres	OP:	140	52									
	OT:	140	52	28	0	0	0	0	0	0	0	0
Reest -	BA:	0	0	0	0	0	0	0	0	0	0	0
Mar15	OP:	0	0									
	OT:	0	0	0	0	0	0	0	0	0	0	0
Reest -	BA:	0	0	0	0	0	0	0	0	0	0	0
Orig	OP:	60	-32									
	OT:	60	-32	-28	0	0	0	0	0	0	0	0
Urban and environmental credit program account												
072 0401 0 1 151 BA02 31 80 10 N RG												
Federal Fund												
Pres 16	BA:	-8	0	0	0	0	0	0	0	0	0	0
Reest	OP:	0	0									
	OT:	-8	0	0	0	0	0	0	0	0	0	0
Mar 15	BA:	-8	0	0	0	0	0	0	0	0	0	0
Base	OP:	0	0									
	OT:	-8	0	0	0	0	0	0	0	0	0	0
Orig	BA:	-8	0	0	0	0	0	0	0	0	0	0
Pres	OP:	0	0									
	OT:	-8	0	0	0	0	0	0	0	0	0	0
Reest -	BA:	0	0	0	0	0	0	0	0	0	0	0
Mar15	OP:	0	0									
	OT:	0	0	0	0	0	0	0	0	0	0	0
Reest -	BA:	0	0	0	0	0	0	0	0	0	0	0
Orig	OP:	0	0									
	OT:	0	0	0	0	0	0	0	0	0	0	0



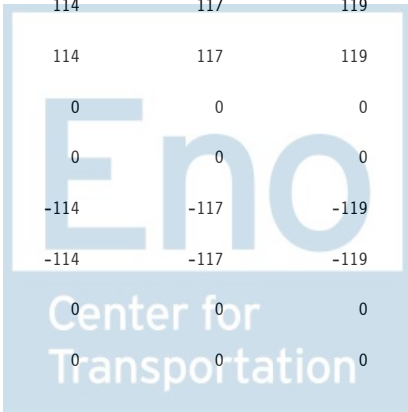
Sorted by FUNC, SFUN, TID, SUB
 (amounts in millions)

		2015	2016	2017	2018	2019	2020	2021	2022	2023	2024	2025
INTERNATIONAL AFFAIRS (150)												
Ukraine Loan Guarantees Program Account												
072 0402 0 1 151 AA01 FA FA 03 0												
Appropriation												
use of prior year ESF for Ukraine loan guarantees												
Pres 16	BA:	100	0	0	0	0	0	0	0	0	0	0
Reest	OP:	340	0									
	OT:	440	0	0	0	0	0	0	0	0	0	0
Mar 15	BA:	100	102	103	105	108	110	112	114	117	119	121
Base	OP:	340	0									
	OT:	440	102	103	105	108	110	112	114	117	119	121
Orig	BA:	100	0	0	0	0	0	0	0	0	0	0
Pres	OP:	340	0									
	OT:	440	0	0	0	0	0	0	0	0	0	0
Reest -	BA:	0	-102	-103	-105	-108	-110	-112	-114	-117	-119	-121
Mar15	OP:	0	0									
	OT:	0	-102	-103	-105	-108	-110	-112	-114	-117	-119	-121
Reest -	BA:	0	0	0	0	0	0	0	0	0	0	0
Orig	OP:	0	0									
	OT:	0	0	0	0	0	0	0	0	0	0	0
072 0402 0 1 151 AA02 FA FA 03 War16												
Appropriation												
Pres 16	BA:	0	275	0	0	0	0	0	0	0	0	0
Reest	OP:	0	0									
	OT:	0	275	0	0	0	0	0	0	0	0	0
Mar 15	BA:	0	0	0	0	0	0	0	0	0	0	0
Base	OP:	0	0									
	OT:	0	0	0	0	0	0	0	0	0	0	0
Orig	BA:	0	275	0	0	0	0	0	0	0	0	0
Pres	OP:	0	0									
	OT:	0	275	0	0	0	0	0	0	0	0	0
Reest -	BA:	0	275	0	0	0	0	0	0	0	0	0
Mar15	OP:	0	0									
	OT:	0	275	0	0	0	0	0	0	0	0	0
Reest -	BA:	0	0	0	0	0	0	0	0	0	0	0
Orig	OP:	0	0									
	OT:	0	0	0	0	0	0	0	0	0	0	0



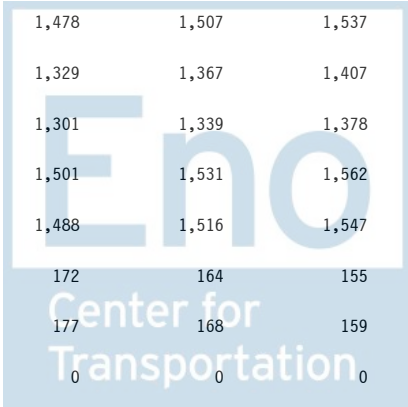
Sorted by FUNC, SFUN, TID, SUB
 (amounts in millions)

		2015	2016	2017	2018	2019	2020	2021	2022	2023	2024	2025
INTERNATIONAL AFFAIRS (150)												
072 0402 0 1 151 BA01 31 80 10 N RG												
Federal Fund												
Pres 16	BA:	116	0	0	0	0	0	0	0	0	0	0
Reest	OP:	0	0									
	OT:	116	0	0	0	0	0	0	0	0	0	0
Mar 15	BA:	116	0	0	0	0	0	0	0	0	0	0
Base	OP:	0	0									
	OT:	116	0	0	0	0	0	0	0	0	0	0
Orig	BA:	116	0	0	0	0	0	0	0	0	0	0
Pres	OP:	0	0									
	OT:	116	0	0	0	0	0	0	0	0	0	0
Reest -	BA:	0	0	0	0	0	0	0	0	0	0	0
Mar15	OP:	0	0									
	OT:	0	0	0	0	0	0	0	0	0	0	0
Reest -	BA:	0	0	0	0	0	0	0	0	0	0	0
Orig	OP:	0	0									
	OT:	0	0	0	0	0	0	0	0	0	0	0
Account Total for Ukraine Loan Guarantees Program Account												
Pres 16	BA:	216	275	0	0	0	0	0	0	0	0	0
Reest	OP:	340	0									
	OT:	556	275	0	0	0	0	0	0	0	0	0
Mar 15	BA:	216	102	103	105	108	110	112	114	117	119	121
Base	OP:	340	0									
	OT:	556	102	103	105	108	110	112	114	117	119	121
Orig	BA:	216	275	0	0	0	0	0	0	0	0	0
Pres	OP:	340	0									
	OT:	556	275	0	0	0	0	0	0	0	0	0
Reest -	BA:	0	173	-103	-105	-108	-110	-112	-114	-117	-119	-121
Mar15	OP:	0	0									
	OT:	0	173	-103	-105	-108	-110	-112	-114	-117	-119	-121
Reest -	BA:	0	0	0	0	0	0	0	0	0	0	0
Orig	OP:	0	0									
	OT:	0	0	0	0	0	0	0	0	0	0	0




Sorted by FUNC, SFUN, TID, SUB
 (amounts in millions)

		2015	2016	2017	2018	2019	2020	2021	2022	2023	2024	2025
INTERNATIONAL AFFAIRS (150)												
MENA Loan Guarantee Program Account												
072 0409 0 1 151 BA03 31 80 10 N RG												
Federal Fund												
Pres 16	BA:	30	0	0	0	0	0	0	0	0	0	0
Reest	OP:	0	0									
	OT:	30	0	0	0	0	0	0	0	0	0	0
Mar 15	BA:	30	0	0	0	0	0	0	0	0	0	0
Base	OP:	0	0									
	OT:	30	0	0	0	0	0	0	0	0	0	0
Orig	BA:	3	0	0	0	0	0	0	0	0	0	0
Pres	OP:	0	0									
	OT:	3	0	0	0	0	0	0	0	0	0	0
Reest -	BA:	0	0	0	0	0	0	0	0	0	0	0
Mar15	OP:	0	0									
	OT:	0	0	0	0	0	0	0	0	0	0	0
Reest -	BA:	27	0	0	0	0	0	0	0	0	0	0
Orig	OP:	0	0									
	OT:	27	0	0	0	0	0	0	0	0	0	0
Operating expenses of the Agency for International Development												
072 1000 0 1 151 AA01 FA FA 03 0												
Appropriation												
Pres 16	BA:	1,091	1,360	1,387	1,415	1,429	1,443	1,473	1,501	1,531	1,562	1,594
Reest	OP:	625	554									
	OT:	1,214	1,288	1,323	1,382	1,411	1,428	1,450	1,478	1,507	1,537	1,568
Mar 15	BA:	1,091	1,118	1,148	1,182	1,217	1,254	1,290	1,329	1,367	1,407	1,448
Base	OP:	625	554									
	OT:	1,214	1,158	1,105	1,152	1,191	1,227	1,263	1,301	1,339	1,378	1,418
Orig	BA:	1,091	1,360	1,387	1,415	1,429	1,443	1,473	1,501	1,531	1,562	1,594
Pres	OP:	316	418									
	OT:	1,025	1,301	1,393	1,439	1,415	1,439	1,466	1,488	1,516	1,547	1,578
Reest -	BA:	0	242	239	233	212	189	183	172	164	155	146
Mar15	OP:	0	0									
	OT:	0	130	218	230	220	201	187	177	168	159	150
Reest -	BA:	0	0	0	0	0	0	0	0	0	0	0
Orig	OP:	309	136									
	OT:	189	-13	-70	-57	-4	-11	-16	-10	-9	-10	-10



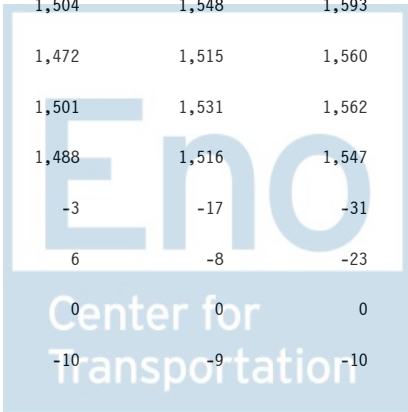
Sorted by FUNC, SFUN, TID, SUB
 (amounts in millions)

		2015	2016	2017	2018	2019	2020	2021	2022	2023	2024	2025
INTERNATIONAL AFFAIRS (150)												
072 1000 0 1 151 AA02 FA FA 03 0 WAR15												
Appropriation												
Pres 16	BA:	125	0	0	0	0	0	0	0	0	0	0
Reest	OP:	0	45									
	OT:	65	45	12	2	1	0	0	0	0	0	0
Mar 15	BA:	125	128	132	135	139	144	148	152	157	161	166
Base	OP:	0	45									
	OT:	65	112	127	132	136	140	145	149	153	158	162
Orig	BA:	125	0	0	0	0	0	0	0	0	0	0
Pres	OP:	0	22									
	OT:	81	22	12	5	4	1	0	0	0	0	0
Reest -	BA:	0	-128	-132	-135	-139	-144	-148	-152	-157	-161	-166
Mar15	OP:	0	0									
	OT:	0	-67	-115	-130	-135	-140	-145	-149	-153	-158	-162
Reest -	BA:	0	0	0	0	0	0	0	0	0	0	0
Orig	OP:	0	23									
	OT:	-16	23	0	-3	-3	-1	0	0	0	0	0
072 1000 0 1 151 AA04 FA FA 03 WAR16												
Appropriation												
Pres 16	BA:	0	65	0	0	0	0	0	0	0	0	0
Reest	OP:	0	0									
	OT:	0	34	23	6	1	0	0	0	0	0	0
Mar 15	BA:	0	0	0	0	0	0	0	0	0	0	0
Base	OP:	0	0									
	OT:	0	0	0	0	0	0	0	0	0	0	0
Orig	BA:	0	65	0	0	0	0	0	0	0	0	0
Pres	OP:	0	0									
	OT:	0	42	12	6	3	2	1	0	0	0	0
Reest -	BA:	0	65	0	0	0	0	0	0	0	0	0
Mar15	OP:	0	0									
	OT:	0	34	23	6	1	0	0	0	0	0	0
Reest -	BA:	0	0	0	0	0	0	0	0	0	0	0
Orig	OP:	0	0									
	OT:	0	-8	11	0	-2	-2	-1	0	0	0	0




Sorted by FUNC, SFUN, TID, SUB
 (amounts in millions)

		2015	2016	2017	2018	2019	2020	2021	2022	2023	2024	2025
INTERNATIONAL AFFAIRS (150)												
072 1000 0 1 151 AE01 FA FA 03 0 EBOLA												
Regular Appropriation Emergency												
Pres 16	BA:	19	0	0	0	0	0	0	0	0	0	0
Reest	OP:	0	10									
	OT:	7	10	2	0	0	0	0	0	0	0	0
Mar 15	BA:	19	19	20	21	21	22	22	23	24	25	25
Base	OP:	0	10									
	OT:	7	17	19	20	21	21	22	22	23	24	25
Orig	BA:	19	0	0	0	0	0	0	0	0	0	0
Pres	OP:	0	6									
	OT:	13	6	0	0	0	0	0	0	0	0	0
Reest -	BA:	0	-19	-20	-21	-21	-22	-22	-23	-24	-25	-25
Mar15	OP:	0	0									
	OT:	0	-7	-17	-20	-21	-21	-22	-22	-23	-24	-25
Reest -	BA:	0	0	0	0	0	0	0	0	0	0	0
Orig	OP:	0	4									
	OT:	-6	4	2	0	0	0	0	0	0	0	0
Account Total for Operating expenses of the Agency for International Development												
Pres 16	BA:	1,235	1,425	1,387	1,415	1,429	1,443	1,473	1,501	1,531	1,562	1,594
Reest	OP:	625	609									
	OT:	1,286	1,377	1,360	1,390	1,413	1,428	1,450	1,478	1,507	1,537	1,568
Mar 15	BA:	1,235	1,265	1,300	1,338	1,377	1,420	1,460	1,504	1,548	1,593	1,639
Base	OP:	625	609									
	OT:	1,286	1,287	1,251	1,304	1,348	1,388	1,430	1,472	1,515	1,560	1,605
Orig	BA:	1,235	1,425	1,387	1,415	1,429	1,443	1,473	1,501	1,531	1,562	1,594
Pres	OP:	316	446									
	OT:	1,119	1,371	1,417	1,450	1,422	1,442	1,467	1,488	1,516	1,547	1,578
Reest -	BA:	0	160	87	77	52	23	13	-3	-17	-31	-45
Mar15	OP:	0	0									
	OT:	0	90	109	86	65	40	20	6	-8	-23	-37
Reest -	BA:	0	0	0	0	0	0	0	0	0	0	0
Orig	OP:	309	163									
	OT:	167	6	-57	-60	-9	-14	-17	-10	-9	-10	-10




Sorted by FUNC, SFUN, TID, SUB
 (amounts in millions)

		2015	2016	2017	2018	2019	2020	2021	2022	2023	2024	2025
INTERNATIONAL AFFAIRS (150)												
Operating expenses, Office of Inspector General												
072 1007 0 1 151 AA01 FA FA 03 0												
Appropriation												
Pres 16	BA:	54	63	64	66	66	67	68	70	71	72	74
Reest	OP:	21	18									
	OT:	59	62	61	63	63	64	65	66	67	68	70
Mar 15	BA:	54	55	57	59	61	63	65	67	69	71	73
Base	OP:	21	18									
	OT:	59	57	55	56	57	59	61	63	65	67	69
Orig	BA:	54	63	64	66	66	67	68	70	71	72	74
Pres	OP:	12	23									
	OT:	55	73	64	66	66	67	67	70	71	72	73
Reest -	BA:	0	8	7	7	5	4	3	3	2	1	1
Mar15	OP:	0	0									
	OT:	0	5	6	7	6	5	4	3	2	1	1
Reest -	BA:	0	0	0	0	0	0	0	0	0	0	0
Orig	OP:	9	-5									
	OT:	4	-11	-3	-3	-3	-3	-2	-4	-4	-4	-3
072 1007 0 1 151 AE01 FA FA 03 0 EBOLA												
Regular Appropriation Emergency												
Pres 16	BA:	6	0	0	0	0	0	0	0	0	0	0
Reest	OP:	0	3									
	OT:	2	3	1	0	0	0	0	0	0	0	0
Mar 15	BA:	6	6	6	7	7	7	7	7	8	8	8
Base	OP:	0	3									
	OT:	2	5	6	6	7	7	7	7	7	8	8
Orig	BA:	6	0	0	0	0	0	0	0	0	0	0
Pres	OP:	0	0									
	OT:	6	0	0	0	0	0	0	0	0	0	0
Reest -	BA:	0	-6	-6	-7	-7	-7	-7	-7	-8	-8	-8
Mar15	OP:	0	0									
	OT:	0	-2	-5	-6	-7	-7	-7	-7	-7	-8	-8
Reest -	BA:	0	0	0	0	0	0	0	0	0	0	0
Orig	OP:	0	3									
	OT:	-4	3	1	0	0	0	0	0	0	0	0



Sorted by FUNC, SFUN, TID, SUB
 (amounts in millions)

		2015	2016	2017	2018	2019	2020	2021	2022	2023	2024	2025
INTERNATIONAL AFFAIRS (150)												
Account Total for Operating expenses, Office of Inspector General												
Pres 16	BA:	60	63	64	66	66	67	68	70	71	72	74
Reest	OP:	21	21		63	63	64	65	66	67	68	70
	OT:	61	65	62	63	63	64	65	66	67	68	70
Mar 15	BA:	60	61	63	66	68	70	72	74	77	79	81
Base	OP:	21	21		62	64	66	68	70	72	75	77
	OT:	61	62	61	62	64	66	68	70	72	75	77
Orig	BA:	60	63	64	66	66	67	68	70	71	72	74
Pres	OP:	12	23		66	66	67	68	70	71	72	74
	OT:	61	73	64	66	66	67	67	70	71	72	73
Reest -	BA:	0	2	1	0	-2	-3	-4	-4	-6	-7	-7
Mar15	OP:	0	0		0	-1	-2	-3	-4	-5	-7	-7
	OT:	0	3	1	1	-1	-2	-3	-4	-5	-7	-7
Reest -	BA:	0	0	0	0	0	0	0	0	0	0	0
Orig	OP:	9	-2		0	0	0	0	0	0	0	0
	OT:	0	-8	-2	-3	-3	-3	-2	-4	-4	-4	-3
Assistance for Eastern Europe and the Baltic States												
072 1010 0 1 151 AA01 FA FA 03 0												
Appropriation												
Pres 16	BA:	0	0	0	0	0	0	0	0	0	0	0
Reest	OP:	5	3		2	0	0	0	0	0	0	0
	OT:	5	3	3	2	0	0	0	0	0	0	0
Mar 15	BA:	0	0	0	0	0	0	0	0	0	0	0
Base	OP:	5	3		2	0	0	0	0	0	0	0
	OT:	5	3	3	2	0	0	0	0	0	0	0
Orig	BA:	0	0	0	0	0	0	0	0	0	0	0
Pres	OP:	5	3		2	0	0	0	0	0	0	0
	OT:	5	3	3	2	0	0	0	0	0	0	0
Reest -	BA:	0	0	0	0	0	0	0	0	0	0	0
Mar15	OP:	0	0		0	0	0	0	0	0	0	0
	OT:	0	0	0	0	0	0	0	0	0	0	0
Reest -	BA:	0	0	0	0	0	0	0	0	0	0	0
Orig	OP:	0	0		0	0	0	0	0	0	0	0
	OT:	0	0	0	0	0	0	0	0	0	0	0



Sorted by FUNC, SFUN, TID, SUB
 (amounts in millions)

		2015	2016	2017	2018	2019	2020	2021	2022	2023	2024	2025
INTERNATIONAL AFFAIRS (150)												
Development fund for Africa												
072 1014 0 1 151 AA01 FA FA 03 0												
Appropriation												
Pres 16	BA:	0	0	0	0	0	0	0	0	0	0	0
Reest	OP:	8	2									
	OT:	8	2	0	0	0	0	0	0	0	0	0
Mar 15	BA:	0	0	0	0	0	0	0	0	0	0	0
Base	OP:	8	2									
	OT:	8	2	0	0	0	0	0	0	0	0	0
Orig	BA:	0	0	0	0	0	0	0	0	0	0	0
Pres	OP:	8	2									
	OT:	8	2	0	0	0	0	0	0	0	0	0
Reest -	BA:	0	0	0	0	0	0	0	0	0	0	0
Mar15	OP:	0	0									
	OT:	0	0	0	0	0	0	0	0	0	0	0
Reest -	BA:	0	0	0	0	0	0	0	0	0	0	0
Orig	OP:	0	0									
	OT:	0	0	0	0	0	0	0	0	0	0	0



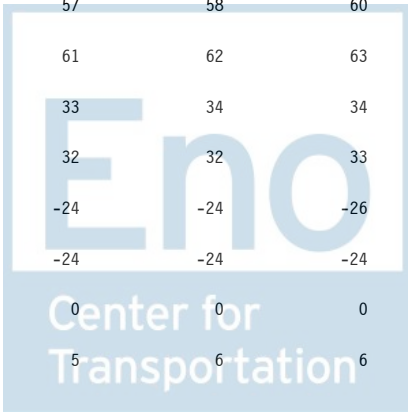
Sorted by FUNC, SFUN, TID, SUB
 (amounts in millions)

	2015	2016	2017	2018	2019	2020	2021	2022	2023	2024	2025
INTERNATIONAL AFFAIRS (150)											
Department of State											
Other											
Complex Crises Fund											
072 1015 0 1 151 AA01 FA FA 03 0											
Appropriation											
Pres 16 BA:	20	30	31	31	32	32	32	33	34	34	35
Reest OP:	33	28									
OT:	38	35	35	35	36	37	37	37	38	39	34
Mar 15 BA:	20	20	21	21	22	22	22	23	23	24	24
Base OP:	33	28									
OT:	38	33	28	26	26	27	27	27	28	28	24
Orig BA:	20	30	31	31	32	32	32	33	34	34	35
Pres OP:	34	39									
OT:	39	47	48	42	40	39	33	32	32	33	34
Reest - BA:	0	10	10	10	10	10	10	10	11	10	11
Mar15 OP:	0	0									
OT:	0	2	7	9	10	10	10	10	10	11	10
Reest - BA:	0	0	0	0	0	0	0	0	0	0	0
Orig OP:	-1	-11									
OT:	-1	-12	-13	-7	-4	-2	4	5	6	6	0



Sorted by FUNC, SFUN, TID, SUB
 (amounts in millions)

		2015	2016	2017	2018	2019	2020	2021	2022	2023	2024	2025
INTERNATIONAL AFFAIRS (150)												
072 1015 0 1 151 AA03 FA FA 03 0 WAR15												
Appropriation												
Pres 16	BA:	30	0	0	0	0	0	0	0	0	0	0
Reest	OP:	0	15									
	OT:	7	15	6	2	0	0	0	0	0	0	0
Mar 15	BA:	30	30	31	32	32	33	34	34	35	36	36
Base	OP:	0	15									
	OT:	7	22	28	31	32	32	33	34	34	35	36
Orig	BA:	30	0	0	0	0	0	0	0	0	0	0
Pres	OP:	0	9									
	OT:	6	9	9	3	2	2	0	0	0	0	0
Reest -	BA:	0	-30	-31	-32	-32	-33	-34	-34	-35	-36	-36
Mar15	OP:	0	0									
	OT:	0	-7	-22	-29	-32	-32	-33	-34	-34	-35	-36
Reest -	BA:	0	0	0	0	0	0	0	0	0	0	0
Orig	OP:	0	6									
	OT:	1	6	-3	-1	-2	-2	0	0	0	0	0
Account Total for Complex Crises Fund												
Pres 16	BA:	50	30	31	31	32	32	32	33	34	34	35
Reest	OP:	33	43									
	OT:	45	50	41	37	36	37	37	37	38	39	34
Mar 15	BA:	50	50	52	53	54	55	56	57	58	60	60
Base	OP:	33	43									
	OT:	45	55	56	57	58	59	60	61	62	63	60
Orig	BA:	50	30	31	31	32	32	32	33	34	34	35
Pres	OP:	34	48									
	OT:	45	56	57	45	42	41	33	32	32	33	34
Reest -	BA:	0	-20	-21	-22	-22	-23	-24	-24	-24	-26	-25
Mar15	OP:	0	0									
	OT:	0	-5	-15	-20	-22	-22	-23	-24	-24	-24	-26
Reest -	BA:	0	0	0	0	0	0	0	0	0	0	0
Orig	OP:	-1	-5									
	OT:	0	-6	-16	-8	-6	-4	4	5	6	6	0




Sorted by FUNC, SFUN, TID, SUB
 (amounts in millions)

		2015	2016	2017	2018	2019	2020	2021	2022	2023	2024	2025
INTERNATIONAL AFFAIRS (150)												
International Assistance Programs												
Agency for International Development												
Development Assistance Program												
072 1021 0 1 151 AA01 FA FA 03 0												
Appropriation												
Pres 16	BA:	2,507	3,000	3,060	3,122	3,152	3,183	3,247	3,312	3,378	3,446	3,515
Reest	OP:	2,481	2,502									
	OT:	2,494	2,517	2,643	2,832	2,968	3,034	3,080	3,116	3,168	3,228	3,291
Mar 15	BA:	2,507	2,545	2,590	2,643	2,696	2,752	2,807	2,865	2,923	2,984	3,044
Base	OP:	2,481	2,502									
	OT:	2,494	2,515	2,527	2,553	2,567	2,601	2,642	2,680	2,734	2,790	2,847
Orig	BA:	2,467	2,960	3,019	3,080	3,110	3,141	3,204	3,268	3,334	3,400	3,468
Pres	OP:	2,430	2,597									
	OT:	2,677	2,893	3,047	3,138	3,210	3,252	3,312	3,329	3,357	3,375	3,351
Reest -	BA:	0	455	470	479	456	431	440	447	455	462	471
Mar15	OP:	0	0									
	OT:	0	2	116	279	401	433	438	436	434	438	444
Reest -	BA:	40	40	41	42	42	42	43	44	44	46	47
Orig	OP:	51	-95									
	OT:	-183	-376	-404	-306	-242	-218	-232	-213	-189	-147	-60



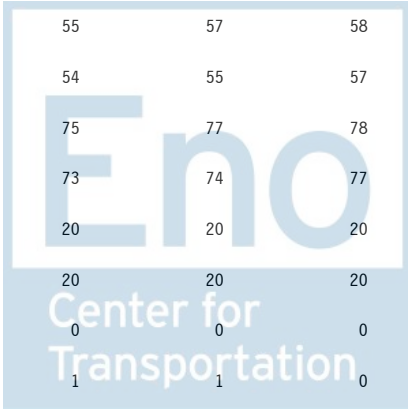
Sorted by FUNC, SFUN, TID, SUB
 (amounts in millions)

		2015	2016	2017	2018	2019	2020	2021	2022	2023	2024	2025
INTERNATIONAL AFFAIRS (150)												
072 1021 0 1 151 AA02 FA FA 03 0												
Appropriation												
Pres 16	BA:	-40	-40	-41	-42	-42	-42	-43	-44	-44	-46	-47
Reest	OP:	0	-10									
	OT:	0	-10	-24	-34	-37	-39	-40	-41	-41	-42	-43
Mar 15	BA:	-40	-41	-41	-42	-43	-44	-45	-46	-47	-48	-49
Base	OP:	0	-10									
	OT:	0	-10	-24	-35	-37	-39	-41	-42	-43	-44	-45
Orig	BA:	0	0	0	0	0	0	0	0	0	0	0
Pres	OP:	0	0									
	OT:	0	0	0	0	0	0	0	0	0	0	0
Reest -	BA:	0	1	0	0	1	2	2	2	3	2	2
Mar15	OP:	0	0									
	OT:	0	0	0	1	0	0	1	1	2	2	2
Reest -	BA:	-40	-40	-41	-42	-42	-42	-43	-44	-44	-46	-47
Orig	OP:	0	-10									
	OT:	0	-10	-24	-34	-37	-39	-40	-41	-41	-42	-43
072 1021 0 1 151 AA03 FA FA 03 0												
Appropriation												
Pres 16	BA:	0	0	0	0	0	0	0	0	0	0	0
Reest	OP:	1	0									
	OT:	1	0	0	0	0	0	0	0	0	0	0
Mar 15	BA:	0	0	0	0	0	0	0	0	0	0	0
Base	OP:	1	0									
	OT:	1	0	0	0	0	0	0	0	0	0	0
Orig	BA:	0	0	0	0	0	0	0	0	0	0	0
Pres	OP:	0	0									
	OT:	0	0	0	0	0	0	0	0	0	0	0
Reest -	BA:	0	0	0	0	0	0	0	0	0	0	0
Mar15	OP:	0	0									
	OT:	0	0	0	0	0	0	0	0	0	0	0
Reest -	BA:	0	0	0	0	0	0	0	0	0	0	0
Orig	OP:	1	0									
	OT:	1	0	0	0	0	0	0	0	0	0	0



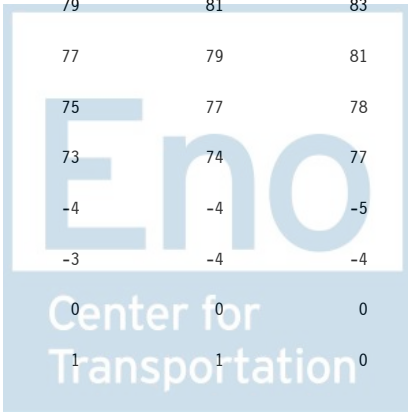
Sorted by FUNC, SFUN, TID, SUB
 (amounts in millions)

		2015	2016	2017	2018	2019	2020	2021	2022	2023	2024	2025
INTERNATIONAL AFFAIRS (150)												
Account Total for Development Assistance Program												
Pres 16	BA:	2,467	2,960	3,019	3,080	3,110	3,141	3,204	3,268	3,334	3,400	3,468
Reest	OP:	2,482	2,492									
	OT:	2,495	2,507	2,619	2,798	2,931	2,995	3,040	3,075	3,127	3,186	3,248
Mar 15	BA:	2,467	2,504	2,549	2,601	2,653	2,708	2,762	2,819	2,876	2,936	2,995
Base	OP:	2,482	2,492									
	OT:	2,495	2,505	2,503	2,518	2,530	2,562	2,601	2,638	2,691	2,746	2,802
Orig	BA:	2,467	2,960	3,019	3,080	3,110	3,141	3,204	3,268	3,334	3,400	3,468
Pres	OP:	2,430	2,597									
	OT:	2,677	2,893	3,047	3,138	3,210	3,252	3,312	3,329	3,357	3,375	3,351
Reest -	BA:	0	456	470	479	457	433	442	449	458	464	473
Mar15	OP:	0	0									
	OT:	0	2	116	280	401	433	439	437	436	440	446
Reest -	BA:	0	0	0	0	0	0	0	0	0	0	0
Orig	OP:	52	-105									
	OT:	-182	-386	-428	-340	-279	-257	-272	-254	-230	-189	-103
Transition Initiatives												
072 1027 0 1 151 AA01 FA FA 03 0												
Appropriation												
Pres 16	BA:	47	68	69	71	71	72	74	75	77	78	80
Reest	OP:	66	45									
	OT:	75	58	65	68	70	71	72	74	75	77	78
Mar 15	BA:	47	48	49	50	51	53	54	55	57	58	60
Base	OP:	66	45									
	OT:	75	54	49	49	50	51	53	54	55	57	58
Orig	BA:	47	68	69	71	71	72	74	75	77	78	80
Pres	OP:	50	37									
	OT:	62	54	60	65	68	70	71	73	74	77	78
Reest -	BA:	0	20	20	21	20	19	20	20	20	20	20
Mar15	OP:	0	0									
	OT:	0	4	16	19	20	20	19	20	20	20	20
Reest -	BA:	0	0	0	0	0	0	0	0	0	0	0
Orig	OP:	16	8									
	OT:	13	4	5	3	2	1	1	1	1	0	0



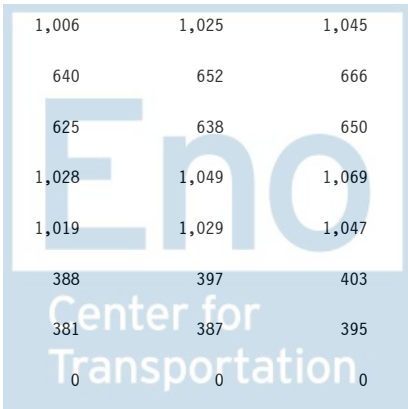
Sorted by FUNC, SFUN, TID, SUB
 (amounts in millions)

		2015	2016	2017	2018	2019	2020	2021	2022	2023	2024	2025
INTERNATIONAL AFFAIRS (150)												
072 1027 0 1 151 AA03 FA FA 03 0 WAR15												
Appropriation												
Pres 16	BA:	20	0	0	0	0	0	0	0	0	0	0
Reest	OP:	0	12									
	OT:	4	12	3	1	0	0	0	0	0	0	0
Mar 15	BA:	20	20	21	21	22	22	23	24	24	25	25
Base	OP:	0	12									
	OT:	4	16	19	21	21	22	22	23	24	24	25
Orig	BA:	20	0	0	0	0	0	0	0	0	0	0
Pres	OP:	0	7									
	OT:	4	7	6	2	1	0	0	0	0	0	0
Reest -	BA:	0	-20	-21	-21	-22	-22	-23	-24	-24	-25	-25
Mar15	OP:	0	0									
	OT:	0	-4	-16	-20	-21	-22	-22	-23	-24	-24	-25
Reest -	BA:	0	0	0	0	0	0	0	0	0	0	0
Orig	OP:	0	5									
	OT:	0	5	-3	-1	-1	0	0	0	0	0	0
Account Total for Transition Initiatives												
Pres 16	BA:	67	68	69	71	71	72	74	75	77	78	80
Reest	OP:	66	57									
	OT:	79	70	68	69	70	71	72	74	75	77	78
Mar 15	BA:	67	68	70	71	73	75	77	79	81	83	85
Base	OP:	66	57									
	OT:	79	70	68	70	71	73	75	77	79	81	83
Orig	BA:	67	68	69	71	71	72	74	75	77	78	80
Pres	OP:	50	44									
	OT:	66	61	66	67	69	70	71	73	74	77	78
Reest -	BA:	0	0	-1	0	-2	-3	-3	-4	-4	-5	-5
Mar15	OP:	0	0									
	OT:	0	0	0	-1	-1	-2	-3	-3	-4	-4	-5
Reest -	BA:	0	0	0	0	0	0	0	0	0	0	0
Orig	OP:	16	13									
	OT:	13	9	2	2	1	1	1	1	1	0	0



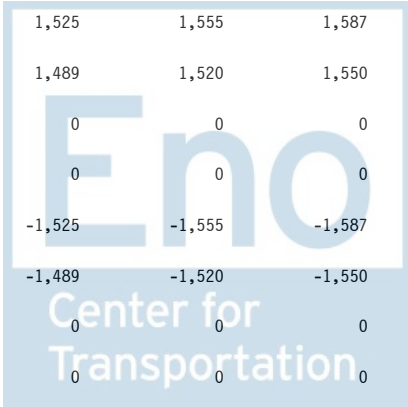
Sorted by FUNC, SFUN, TID, SUB
 (amounts in millions)

		2015	2016	2017	2018	2019	2020	2021	2022	2023	2024	2025
INTERNATIONAL AFFAIRS (150)												
HIV/AIDS Working Capital Fund												
072 1033 0 1 151 AA01 FA FA 03												
Appropriation												
Pres 16	BA:	0	0	0	0	0	0	0	0	0	0	0
Reest	OP:	0	0									
	OT:	0	0	0	0	0	0	0	0	0	0	0
Mar 15	BA:	0	0	0	0	0	0	0	0	0	0	0
Base	OP:	0	0									
	OT:	0	0	0	0	0	0	0	0	0	0	0
Orig	BA:	0	0	0	0	0	0	0	0	0	0	0
Pres	OP:	355	236									
	OT:	210	91	79	36	10	-4	-5	-5	-6	-7	-6
Reest -	BA:	0	0	0	0	0	0	0	0	0	0	0
Mar15	OP:	0	0									
	OT:	0	0	0	0	0	0	0	0	0	0	0
Reest -	BA:	0	0	0	0	0	0	0	0	0	0	0
Orig	OP:	-355	-236									
	OT:	-210	-91	-79	-36	-10	4	5	5	6	7	6
International Disaster Assistance												
072 1035 0 1 151 AA01 FA FA 03 0												
Appropriation												
Pres 16	BA:	560	931	950	969	978	988	1,008	1,028	1,049	1,069	1,091
Reest	OP:	1,150	642									
	OT:	1,290	875	918	1,031	1,048	1,024	1,014	1,006	1,025	1,045	1,066
Mar 15	BA:	560	568	578	590	602	614	627	640	652	666	679
Base	OP:	1,150	642									
	OT:	1,290	784	662	697	676	650	637	625	638	650	664
Orig	BA:	560	931	950	969	978	988	1,008	1,028	1,049	1,069	1,091
Pres	OP:	1,047	564									
	OT:	1,248	932	1,020	1,014	1,043	1,024	1,011	1,019	1,029	1,047	1,068
Reest -	BA:	0	363	372	379	376	374	381	388	397	403	412
Mar15	OP:	0	0									
	OT:	0	91	256	334	372	374	377	381	387	395	402
Reest -	BA:	0	0	0	0	0	0	0	0	0	0	0
Orig	OP:	103	78									
	OT:	42	-57	-102	17	5	0	3	-13	-4	-2	-2



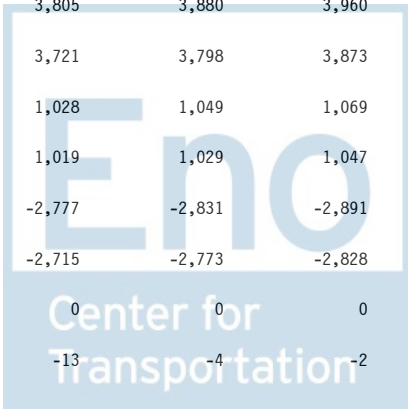
Sorted by FUNC, SFUN, TID, SUB
 (amounts in millions)

		2015	2016	2017	2018	2019	2020	2021	2022	2023	2024	2025
INTERNATIONAL AFFAIRS (150)												
072 1035 0 1 151 AA02 FA FA 03		War16										
Appropriation												
Pres 16	BA:	0	810	0	0	0	0	0	0	0	0	0
Reest	OP:	0	0									
	OT:	0	203	365	162	73	5	3	0	0	0	0
Mar 15	BA:	0	0	0	0	0	0	0	0	0	0	0
Base	OP:	0	0									
	OT:	0	0	0	0	0	0	0	0	0	0	0
Orig	BA:	0	810	0	0	0	0	0	0	0	0	0
Pres	OP:	0	0									
	OT:	0	314	266	121	63	34	12	0	0	0	0
Reest -	BA:	0	810	0	0	0	0	0	0	0	0	0
Mar15	OP:	0	0									
	OT:	0	203	365	162	73	5	3	0	0	0	0
Reest -	BA:	0	0	0	0	0	0	0	0	0	0	0
Orig	OP:	0	0									
	OT:	0	-111	99	41	10	-29	-9	0	0	0	0
072 1035 0 1 151 AA03 FA FA 03 0		WAR15										
Appropriation												
Pres 16	BA:	1,335	0	0	0	0	0	0	0	0	0	0
Reest	OP:	0	601									
	OT:	334	601	267	120	8	5	0	0	0	0	0
Mar 15	BA:	1,335	1,355	1,379	1,407	1,435	1,464	1,494	1,525	1,555	1,587	1,619
Base	OP:	0	601						1,489	1,520	1,550	1,582
	OT:	334	940	1,222	1,363	1,398	1,431	1,460	0	0	0	0
Orig	BA:	1,335	0	0	0	0	0	0	0	0	0	0
Pres	OP:	0	437						0	0	0	0
	OT:	517	437	201	103	56	20	0	0	0	0	0
Reest -	BA:	0	-1,355	-1,379	-1,407	-1,435	-1,464	-1,494	-1,525	-1,555	-1,587	-1,619
Mar15	OP:	0	0						0	0	0	0
	OT:	0	-339	-955	-1,243	-1,390	-1,426	-1,460	-1,489	-1,520	-1,550	-1,582
Reest -	BA:	0	0	0	0	0	0	0	0	0	0	0
Orig	OP:	0	164						0	0	0	0
	OT:	-183	164	66	17	-48	-15	0	0	0	0	0




Sorted by FUNC, SFUN, TID, SUB
 (amounts in millions)

		2015	2016	2017	2018	2019	2020	2021	2022	2023	2024	2025
INTERNATIONAL AFFAIRS (150)												
072 1035 0 1 151 AE01 FA FA 03 0 EBOLA												
Regular Appropriation Emergency												
Pres 16	BA:	1,436	0	0	0	0	0	0	0	0	0	0
Reest	OP:	0	718									
	OT:	359	718	359	0	0	0	0	0	0	0	0
Mar 15	BA:	1,436	1,458	1,483	1,514	1,544	1,575	1,607	1,640	1,673	1,707	1,742
Base	OP:	0	718									
	OT:	359	1,083	1,459	1,485	1,514	1,544	1,575	1,607	1,640	1,673	1,707
Orig	BA:	1,436	0	0	0	0	0	0	0	0	0	0
Pres	OP:	0	502									
	OT:	360	502	287	173	72	43	0	0	0	0	0
Reest -	BA:	0	-1,458	-1,483	-1,514	-1,544	-1,575	-1,607	-1,640	-1,673	-1,707	-1,742
Mar15	OP:	0	0									
	OT:	0	-365	-1,100	-1,485	-1,514	-1,544	-1,575	-1,607	-1,640	-1,673	-1,707
Reest -	BA:	0	0	0	0	0	0	0	0	0	0	0
Orig	OP:	0	216									
	OT:	-1	216	72	-173	-72	-43	0	0	0	0	0
Account Total for International Disaster Assistance												
Pres 16	BA:	3,331	1,741	950	969	978	988	1,008	1,028	1,049	1,069	1,091
Reest	OP:	1,150	1,961									
	OT:	1,983	2,397	1,909	1,313	1,129	1,034	1,017	1,006	1,025	1,045	1,066
Mar 15	BA:	3,331	3,381	3,440	3,511	3,581	3,653	3,728	3,805	3,880	3,960	4,040
Base	OP:	1,150	1,961									
	OT:	1,983	2,807	3,343	3,545	3,588	3,625	3,672	3,721	3,798	3,873	3,953
Orig	BA:	3,331	1,741	950	969	978	988	1,008	1,028	1,049	1,069	1,091
Pres	OP:	1,047	1,503									
	OT:	2,125	2,185	1,774	1,411	1,234	1,121	1,023	1,019	1,029	1,047	1,068
Reest -	BA:	0	-1,640	-2,490	-2,542	-2,603	-2,665	-2,720	-2,777	-2,831	-2,891	-2,949
Mar15	OP:	0	0									
	OT:	0	-410	-1,434	-2,232	-2,459	-2,591	-2,655	-2,715	-2,773	-2,828	-2,887
Reest -	BA:	0	0	0	0	0	0	0	0	0	0	0
Orig	OP:	103	458									
	OT:	-142	212	135	-98	-105	-87	-6	-13	-4	-2	-2




Sorted by FUNC, SFUN, TID, SUB
 (amounts in millions)

		2015	2016	2017	2018	2019	2020	2021	2022	2023	2024	2025
INTERNATIONAL AFFAIRS (150)												
Assistance for the independent states of the former Soviet Union												
072 1093 0 1 151 AA01 FA FA 03 0												
Appropriation												
Pres 16	BA:	0	0	0	0	0	0	0	0	0	0	0
Reest	OP:	10	10									
	OT:	10	10	0	0	0	0	0	0	0	0	0
Mar 15	BA:	0	0	0	0	0	0	0	0	0	0	0
Base	OP:	10	10									
	OT:	10	10	0	0	0	0	0	0	0	0	0
Orig	BA:	0	0	0	0	0	0	0	0	0	0	0
Pres	OP:	12	8									
	OT:	12	8	2	0	0	0	0	0	0	0	0
Reest -	BA:	0	0	0	0	0	0	0	0	0	0	0
Mar15	OP:	0	0									
	OT:	0	0	0	0	0	0	0	0	0	0	0
Reest -	BA:	0	0	0	0	0	0	0	0	0	0	0
Orig	OP:	-2	2									
	OT:	-2	2	-2	0	0	0	0	0	0	0	0
Child Survival and Health Programs												
072 1095 0 1 151 AA01 FA FA 03 A												
Appropriation												
Pres 16	BA:	0	0	0	0	0	0	0	0	0	0	0
Reest	OP:	15	10									
	OT:	15	10	10	5	5	0	0	0	0	0	0
Mar 15	BA:	0	0	0	0	0	0	0	0	0	0	0
Base	OP:	15	10									
	OT:	15	10	10	5	5	0	0	0	0	0	0
Orig	BA:	0	0	0	0	0	0	0	0	0	0	0
Pres	OP:	15	15									
	OT:	15	15	10	5	3	0	0	0	0	0	0
Reest -	BA:	0	0	0	0	0	0	0	0	0	0	0
Mar15	OP:	0	0									
	OT:	0	0	0	0	0	0	0	0	0	0	0
Reest -	BA:	0	0	0	0	0	0	0	0	0	0	0
Orig	OP:	0	-5									
	OT:	0	-5	0	0	2	0	0	0	0	0	0



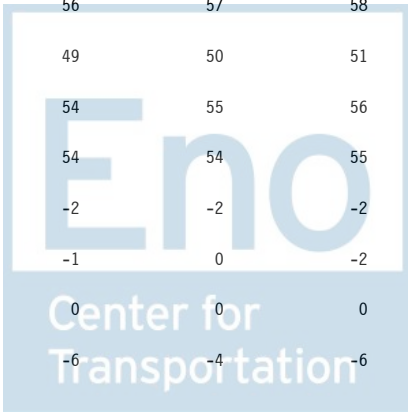
Sorted by FUNC, SFUN, TID, SUB
 (amounts in millions)

		2015	2016	2017	2018	2019	2020	2021	2022	2023	2024	2025
INTERNATIONAL AFFAIRS (150)												
Development credit authority program account												
072 1264 0 1 151 AA01 FA FA 03 0 SG												
Appropriation												
Pres 16	BA:	40	40	41	42	42	42	43	44	44	46	47
Reest	OP:	15	21									
	OT:	21	27	32	34	33	37	38	38	39	39	40
Mar 15	BA:	40	41	41	42	43	44	45	46	47	48	49
Base	OP:	15	21									
	OT:	21	27	32	34	33	38	39	39	40	41	42
Orig	BA:	48	49	50	51	51	52	53	54	55	56	58
Pres	OP:	62	22									
	OT:	91	52	59	68	51	51	52	54	54	55	57
Reest -	BA:	0	-1	0	0	-1	-2	-2	-2	-3	-2	-2
Mar15	OP:	0	0									
	OT:	0	0	0	0	0	-1	-1	-1	-1	-2	-2
Reest -	BA:	-8	-9	-9	-9	-9	-10	-10	-10	-11	-10	-11
Orig	OP:	-47	-1									
	OT:	-70	-25	-27	-34	-18	-14	-14	-16	-15	-16	-17
072 1264 0 1 151 AA02 FA FA 03 0 AD												
Appropriation												
Pres 16	BA:	8	9	9	9	9	10	10	10	11	10	11
Reest	OP:	2	2									
	OT:	8	9	9	9	9	10	10	10	11	10	11
Mar 15	BA:	8	8	8	9	9	9	9	10	10	10	11
Base	OP:	2	2									
	OT:	8	8	8	9	9	9	9	10	10	10	11
Orig	BA:	0	0	0	0	0	0	0	0	0	0	0
Pres	OP:	0	0									
	OT:	0	0	0	0	0	0	0	0	0	0	0
Reest -	BA:	0	1	1	0	0	1	1	1	1	0	0
Mar15	OP:	0	0									
	OT:	0	1	1	0	0	1	1	1	1	0	0
Reest -	BA:	8	9	9	9	9	10	10	10	11	10	11
Orig	OP:	2	2									
	OT:	8	9	9	9	9	10	10	10	11	10	11




Sorted by FUNC, SFUN, TID, SUB
 (amounts in millions)

		2015	2016	2017	2018	2019	2020	2021	2022	2023	2024	2025
INTERNATIONAL AFFAIRS (150)												
072 1264 0 1 151 BA01 31 80 10 N RG												
Federal Fund												
Pres 16	BA:	-16	0	0	0	0	0	0	0	0	0	0
Reest	OP:	0	0									
	OT:	-16	0	0	0	0	0	0	0	0	0	0
Mar 15	BA:	-16	0	0	0	0	0	0	0	0	0	0
Base	OP:	0	0									
	OT:	-16	0	0	0	0	0	0	0	0	0	0
Orig	BA:	-16	0	0	0	0	0	0	0	0	0	0
Pres	OP:	0	0									
	OT:	-16	0	0	0	0	0	0	0	0	0	0
Reest -	BA:	0	0	0	0	0	0	0	0	0	0	0
Mar15	OP:	0	0									
	OT:	0	0	0	0	0	0	0	0	0	0	0
Reest -	BA:	0	0	0	0	0	0	0	0	0	0	0
Orig	OP:	0	0									
	OT:	0	0	0	0	0	0	0	0	0	0	0
Account Total for Development credit authority program account												
Pres 16	BA:	32	49	50	51	51	52	53	54	55	56	58
Reest	OP:	17	23									
	OT:	13	36	41	43	42	47	48	48	50	49	51
Mar 15	BA:	32	49	49	51	52	53	54	56	57	58	60
Base	OP:	17	23									
	OT:	13	35	40	43	42	47	48	49	50	51	53
Orig	BA:	32	49	50	51	51	52	53	54	55	56	58
Pres	OP:	62	22									
	OT:	75	52	59	68	51	51	52	54	54	55	57
Reest -	BA:	0	0	1	0	-1	-1	-1	-2	-2	-2	-2
Mar15	OP:	0	0									
	OT:	0	1	1	0	0	0	0	-1	0	-2	-2
Reest -	BA:	0	0	0	0	0	0	0	0	0	0	0
Orig	OP:	-45	1									
	OT:	-62	-16	-18	-25	-9	-4	-4	-6	-4	-6	-6



Sorted by FUNC, SFUN, TID, SUB
 (amounts in millions)

		2015	2016	2017	2018	2019	2020	2021	2022	2023	2024	2025
INTERNATIONAL AFFAIRS (150)												
Economic assistance loans liquidating account												
072 4103 0 3 151 BD02 XX XX 10 N LQ												
Public Enterprise Fund												
Pres 16	BA:	-280	-268	-255	-234	-215	-187	-167	-44	-40	-35	-30
Reest	OP:	0	0									
	OT:	-280	-268	-255	-234	-215	-187	-167	-44	-40	-35	-30
Mar 15	BA:	-280	-268	-255	-234	-215	-187	-167	-44	-40	-35	-30
Base	OP:	0	0									
	OT:	-280	-268	-255	-234	-215	-187	-167	-44	-40	-35	-30
Orig	BA:	-337	-316	-261	-255	-246	-226	-205	-174	-154	-44	-39
Pres	OP:	0	0									
	OT:	-337	-316	-261	-255	-246	-226	-205	-174	-154	-44	-39
Reest -	BA:	0	0	0	0	0	0	0	0	0	0	0
Mar15	OP:	0	0									
	OT:	0	0	0	0	0	0	0	0	0	0	0
Reest -	BA:	57	48	6	21	31	39	38	130	114	9	9
Orig	OP:	0	0									
	OT:	57	48	6	21	31	39	38	130	114	9	9
Housing and other credit guaranty programs liquidating account												
072 4340 0 3 151 BD02 XX XX 10 N LQ												
Public Enterprise Fund												
Pres 16	BA:	-6	-6	0	-1	-2	-3	-6	-7	-6	-6	-7
Reest	OP:	0	0									
	OT:	-6	-6	0	-1	-2	-3	-6	-7	-6	-6	-7
Mar 15	BA:	-6	-6	0	-1	-2	-3	-6	-7	-6	-6	-7
Base	OP:	0	0									
	OT:	-6	-6	0	-1	-2	-3	-6	-7	-6	-6	-7
Orig	BA:	-6	-6	0	-1	-2	-3	-6	-7	-6	-6	-7
Pres	OP:	0	0									
	OT:	-6	-6	0	-1	-2	-3	-6	-7	-6	-6	-7
Reest -	BA:	0	0	0	0	0	0	0	0	0	0	0
Mar15	OP:	0	0									
	OT:	0	0	0	0	0	0	0	0	0	0	0
Reest -	BA:	0	0	0	0	0	0	0	0	0	0	0
Orig	OP:	0	0									
	OT:	0	0	0	0	0	0	0	0	0	0	0



Sorted by FUNC, SFUN, TID, SUB
 (amounts in millions)

		2015	2016	2017	2018	2019	2020	2021	2022	2023	2024	2025
INTERNATIONAL AFFAIRS (150)												
Working capital fund												
072 4513 0 4 151 AA01 FA FA 03												
Appropriation												
Pres 16	BA:	0	0	0	0	0	0	0	0	0	0	0
Reest	OP:	0	0									
	OT:	0	0	0	0	0	0	0	0	0	0	0
Mar 15	BA:	0	0	0	0	0	0	0	0	0	0	0
Base	OP:	0	0									
	OT:	0	0	0	0	0	0	0	0	0	0	0
Orig	BA:	0	0	0	0	0	0	0	0	0	0	0
Pres	OP:	6	0									
	OT:	6	0	0	0	0	0	0	0	0	0	0
Reest -	BA:	0	0	0	0	0	0	0	0	0	0	0
Mar15	OP:	0	0									
	OT:	0	0	0	0	0	0	0	0	0	0	0
Reest -	BA:	0	0	0	0	0	0	0	0	0	0	0
Orig	OP:	-6	0									
	OT:	-6	0	0	0	0	0	0	0	0	0	0



Sorted by FUNC, SFUN, TID, SUB
 (amounts in millions)

		2015	2016	2017	2018	2019	2020	2021	2022	2023	2024	2025
INTERNATIONAL AFFAIRS (150)												
Agency for International Development												
Miscellaneous trust funds, AID												
072 8502 0 7 151 BB01 31 80 10 N												
Trust Fund												
Pres 16	BA:	-100	-100	-100	-100	-100	-100	-100	-100	-100	-100	-100
Reest	OP:	0	0									
	OT:	-100	-100	-100	-100	-100	-100	-100	-100	-100	-100	-100
Mar 15	BA:	-100	-100	-100	-100	-100	-100	-100	-100	-100	-100	-100
Base	OP:	0	0									
	OT:	-100	-100	-100	-100	-100	-100	-100	-100	-100	-100	-100
Orig	BA:	-100	-100	-100	-100	-100	-100	-100	-100	-100	-100	-100
Pres	OP:	0	0									
	OT:	-100	-100	-100	-100	-100	-100	-100	-100	-100	-100	-100
Reest -	BA:	0	0	0	0	0	0	0	0	0	0	0
Mar15	OP:	0	0									
	OT:	0	0	0	0	0	0	0	0	0	0	0
Reest -	BA:	0	0	0	0	0	0	0	0	0	0	0
Orig	OP:	0	0									
	OT:	0	0	0	0	0	0	0	0	0	0	0



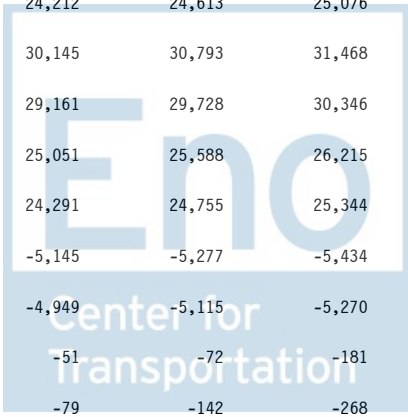
Sorted by FUNC, SFUN, TID, SUB
 (amounts in millions)

		2015	2016	2017	2018	2019	2020	2021	2022	2023	2024	2025
INTERNATIONAL AFFAIRS (150)												
Agency for International Development												
Miscellaneous trust funds, AID												
072 9971 0 7 151 BB01 31 80 10 N												
Trust Fund												
Pres 16	BA:	100	100	100	100	100	100	100	100	100	100	100
Reest	OP:	50	40									
	OT:	100	90	80	70	65	50	50	50	50	50	50
Mar 15	BA:	100	100	100	100	100	100	100	100	100	100	100
Base	OP:	50	40									
	OT:	100	90	80	70	65	50	50	50	50	50	50
Orig	BA:	100	100	100	100	100	100	100	100	100	100	100
Pres	OP:	50	40									
	OT:	100	90	80	70	65	50	50	50	50	50	50
Reest -	BA:	0	0	0	0	0	0	0	0	0	0	0
Mar15	OP:	0	0									
	OT:	0	0	0	0	0	0	0	0	0	0	0
Reest -	BA:	0	0	0	0	0	0	0	0	0	0	0
Orig	OP:	0	0									
	OT:	0	0	0	0	0	0	0	0	0	0	0



Sorted by FUNC, SFUN, TID, SUB
 (amounts in millions)

		2015	2016	2017	2018	2019	2020	2021	2022	2023	2024	2025
INTERNATIONAL AFFAIRS (150)												
Millennium Challenge Corporation												
Millennium Challenge Corporation												
524 2750 0 1 151 AA01 FA FA 03 0												
Appropriation												
Pres 16	BA:	900	1,250	1,275	1,300	1,313	1,327	1,352	1,381	1,409	1,436	1,466
Reest	OP:	1,000	1,072									
	OT:	1,036	1,122	1,193	1,267	1,310	1,288	1,297	1,310	1,312	1,343	1,369
Mar 15	BA:	900	915	932	952	973	994	1,015	1,037	1,059	1,083	1,106
Base	OP:	1,000	1,072									
	OT:	1,036	1,109	1,152	1,182	1,140	1,033	990	986	979	1,005	1,026
Orig	BA:	899	1,250	1,275	1,300	1,313	1,327	1,352	1,381	1,409	1,436	1,466
Pres	OP:	1,127	432									
	OT:	1,234	549	762	864	808	862	983	1,114	1,201	1,271	1,343
Reest -	BA:	0	335	343	348	340	333	337	344	350	353	360
Mar15	OP:	0	0									
	OT:	0	13	41	85	170	255	307	324	333	338	343
Reest -	BA:	1	0	0	0	0	0	0	0	0	0	0
Orig	OP:	-127	640									
	OT:	-198	573	431	403	502	426	314	196	111	72	26
Subfunction Total for 151 International development and humanitarian assistance (151)												
Pres 16	BA:	25,761	24,552	22,751	23,239	23,494	23,760	24,268	25,000	25,516	26,034	26,568
Reest	OP:	17,563	18,086									
	OT:	24,421	24,819	23,925	23,422	23,297	23,331	23,658	24,212	24,613	25,076	25,578
Mar 15	BA:	25,761	26,211	26,795	27,401	28,002	28,642	29,266	30,145	30,793	31,468	32,135
Base	OP:	17,563	18,086									
	OT:	24,421	25,105	26,291	27,051	27,432	27,846	28,409	29,161	29,728	30,346	30,994
Orig	BA:	25,708	24,534	22,876	23,358	23,613	23,887	24,400	25,051	25,588	26,215	26,746
Pres	OP:	16,925	15,977									
	OT:	26,786	25,410	25,000	24,012	23,747	23,666	23,827	24,291	24,755	25,344	25,797
Reest -	BA:	0	-1,659	-4,044	-4,162	-4,508	-4,882	-4,998	-5,145	-5,277	-5,434	-5,567
Mar15	OP:	0	0									
	OT:	0	-286	-2,366	-3,629	-4,135	-4,515	-4,751	-4,949	-5,115	-5,270	-5,416
Reest -	BA:	53	18	-125	-119	-119	-127	-132	-51	-72	-181	-178
Orig	OP:	638	2,109									
	OT:	-2,365	-591	-1,075	-590	-450	-335	-169	-79	-142	-268	-219



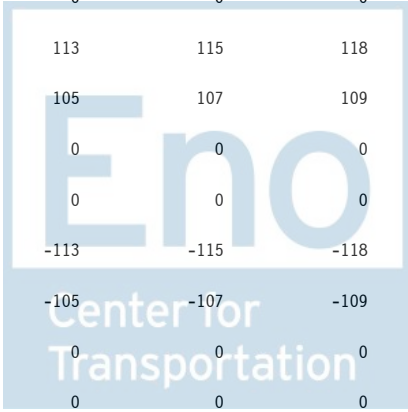
Sorted by FUNC, SFUN, TID, SUB
 (amounts in millions)

		2015	2016	2017	2018	2019	2020	2021	2022	2023	2024	2025
INTERNATIONAL AFFAIRS (150)												
International security assistance (152)												
International Security Assistance												
Global Security Contingency Fund												
011 1041 0 1 152 AA02 DE DE 03 0												
Appropriation												
Transfer in from O/M, D-W (97 0100 01 051 AA13)												
Pres 16	BA:	0	0	0	0	0	0	0	0	0	0	0
Reest	OP:	30	25		15	10	5	0	0	0	0	0
	OT:	30	25	20	15	10	5	0	0	0	0	0
Mar 15	BA:	0	0	0	0	0	0	0	0	0	0	0
Base	OP:	30	25		15	10	5	0	0	0	0	0
	OT:	30	25	20	15	10	5	0	0	0	0	0
Orig	BA:	0	0	0	0	0	0	0	0	0	0	0
Pres	OP:	24	23		18	10	10	0	0	0	0	0
	OT:	24	23	20	18	10	10	0	0	0	0	0
Reest -	BA:	0	0	0	0	0	0	0	0	0	0	0
Mar15	OP:	0	0		0	0	0	0	0	0	0	0
	OT:	0	0	0	0	0	0	0	0	0	0	0
Reest -	BA:	0	0	0	0	0	0	0	0	0	0	0
Orig	OP:	6	2		-3	0	-5	0	0	0	0	0
	OT:	6	2	0	-3	0	-5	0	0	0	0	0




Sorted by FUNC, SFUN, TID, SUB
 (amounts in millions)

		2015	2016	2017	2018	2019	2020	2021	2022	2023	2024	2025
INTERNATIONAL AFFAIRS (150)												
Nonproliferation, antiterrorism, demining, and related programs												
011 1075 0 1 152 AA01 FA FA 03 0												
Appropriation												
Pres 16	BA:	586	609	621	634	640	646	659	672	686	700	714
Reest	OP:	460	434									
	OT:	583	562	596	625	610	604	613	623	635	647	660
Mar 15	BA:	586	595	605	618	630	643	656	669	683	697	711
Base	OP:	460	434									
	OT:	583	559	587	613	597	595	607	619	631	644	657
Orig	BA:	586	609	621	634	640	646	659	672	686	700	714
Pres	OP:	483	592									
	OT:	717	836	664	694	666	661	648	659	671	685	699
Reest -	BA:	0	14	16	16	10	3	3	3	3	3	3
Mar15	OP:	0	0									
	OT:	0	3	9	12	13	9	6	4	4	3	3
Reest -	BA:	0	0	0	0	0	0	0	0	0	0	0
Orig	OP:	-23	-158									
	OT:	-134	-274	-68	-69	-56	-57	-35	-36	-36	-38	-39
011 1075 0 1 152 AA02 FA FA 03 0 WAR15												
Appropriation												
Pres 16	BA:	99	0	0	0	0	0	0	0	0	0	0
Reest	OP:	0	37									
	OT:	27	37	18	7	5	1	0	0	0	0	0
Mar 15	BA:	99	100	102	104	106	109	111	113	115	118	120
Base	OP:	0	37									
	OT:	27	64	82	91	97	101	103	105	107	109	111
Orig	BA:	99	0	0	0	0	0	0	0	0	0	0
Pres	OP:	0	33									
	OT:	40	33	12	9	4	2	0	0	0	0	0
Reest -	BA:	0	-100	-102	-104	-106	-109	-111	-113	-115	-118	-120
Mar15	OP:	0	0									
	OT:	0	-27	-64	-84	-92	-100	-103	-105	-107	-109	-111
Reest -	BA:	0	0	0	0	0	0	0	0	0	0	0
Orig	OP:	0	4									
	OT:	-13	4	6	-2	1	-1	0	0	0	0	0



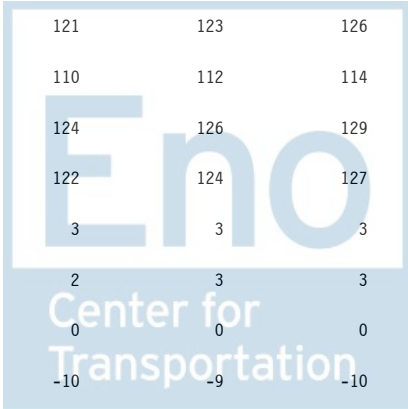
Sorted by FUNC, SFUN, TID, SUB
 (amounts in millions)

		2015	2016	2017	2018	2019	2020	2021	2022	2023	2024	2025
INTERNATIONAL AFFAIRS (150)												
011 1075 0 1 152 AA05 FA FA 03		WAR16 WAR16										
Appropriation												
Pres 16	BA:	0	390	0	0	0	0	0	0	0	0	0
Reest	OP:	0	0									
	OT:	0	105	144	70	27	20	4	0	0	0	0
Mar 15	BA:	0	0	0	0	0	0	0	0	0	0	0
Base	OP:	0	0									
	OT:	0	0	0	0	0	0	0	0	0	0	0
Orig	BA:	0	390	0	0	0	0	0	0	0	0	0
Pres	OP:	0	0									
	OT:	0	98	117	58	39	39	20	20	0	0	0
Reest -	BA:	0	390	0	0	0	0	0	0	0	0	0
Mar15	OP:	0	0									
	OT:	0	105	144	70	27	20	4	0	0	0	0
Reest -	BA:	0	0	0	0	0	0	0	0	0	0	0
Orig	OP:	0	0									
	OT:	0	7	27	12	-12	-19	-16	-20	0	0	0
011 1075 0 1 152 AE01 FA FA 03 0		EBOLA										
Regular Appropriation Emergency												
Pres 16	BA:	5	0	0	0	0	0	0	0	0	0	0
Reest	OP:	0	3									
	OT:	2	3	1	0	0	0	0	0	0	0	0
Mar 15	BA:	5	5	5	5	5	5	6	6	6	6	6
Base	OP:	0	3									
	OT:	2	5	5	5	5	5	5	6	6	6	6
Orig	BA:	5	0	0	0	0	0	0	0	0	0	0
Pres	OP:	0	1									
	OT:	4	1	0	0	0	0	0	0	0	0	0
Reest -	BA:	0	-5	-5	-5	-5	-5	-6	-6	-6	-6	-6
Mar15	OP:	0	0									
	OT:	0	-2	-4	-5	-5	-5	-5	-6	-6	-6	-6
Reest -	BA:	0	0	0	0	0	0	0	0	0	0	0
Orig	OP:	0	2									
	OT:	-2	2	1	0	0	0	0	0	0	0	0



Sorted by FUNC, SFUN, TID, SUB
 (amounts in millions)

		2015	2016	2017	2018	2019	2020	2021	2022	2023	2024	2025
INTERNATIONAL AFFAIRS (150)												
Account Total for Nonproliferation, antiterrorism, demining, and related programs												
Pres 16	BA:	690	999	621	634	640	646	659	672	686	700	714
Reest	OP:	460	474									
	OT:	612	707	759	702	642	625	617	623	635	647	660
Mar 15	BA:	690	700	712	727	741	757	773	788	804	821	837
Base	OP:	460	474									
	OT:	612	628	674	709	699	701	715	730	744	759	774
Orig	BA:	690	999	621	634	640	646	659	672	686	700	714
Pres	OP:	483	626									
	OT:	761	968	793	761	709	702	668	679	671	685	699
Reest -	BA:	0	299	-91	-93	-101	-111	-114	-116	-118	-121	-123
Mar15	OP:	0	0									
	OT:	0	79	85	-7	-57	-76	-98	-107	-109	-112	-114
Reest -	BA:	0	0	0	0	0	0	0	0	0	0	0
Orig	OP:	-23	-152									
	OT:	-149	-261	-34	-59	-67	-77	-51	-56	-36	-38	-39
International military education and training 011 1081 0 1 152 AA01 FA FA 03 0												
Appropriation												
Pres 16	BA:	106	112	114	117	118	119	121	124	126	129	131
Reest	OP:	60	65									
	OT:	102	110	113	114	113	109	110	112	115	117	119
Mar 15	BA:	106	108	109	112	114	116	119	121	123	126	129
Base	OP:	60	65									
	OT:	102	108	109	109	109	105	108	110	112	114	117
Orig	BA:	107	112	114	117	118	119	121	124	126	129	131
Pres	OP:	72	64									
	OT:	115	109	114	115	117	118	119	122	124	127	129
Reest -	BA:	0	4	5	5	4	3	2	3	3	3	2
Mar15	OP:	0	0									
	OT:	0	2	4	5	4	4	2	2	3	3	2
Reest -	BA:	-1	0	0	0	0	0	0	0	0	0	0
Orig	OP:	-12	1									
	OT:	-13	1	-1	-1	-4	-9	-9	-10	-9	-10	-10



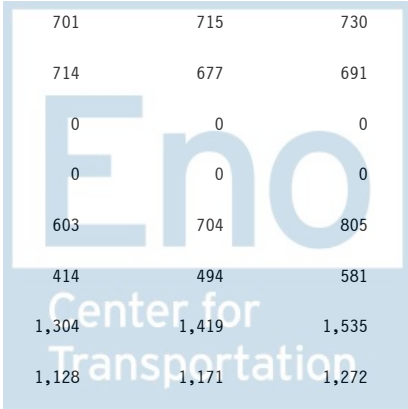
Sorted by FUNC, SFUN, TID, SUB
 (amounts in millions)

		2015	2016	2017	2018	2019	2020	2021	2022	2023	2024	2025
INTERNATIONAL AFFAIRS (150)												
Foreign military financing program												
011 1082 0 1 152 AA01 FA FA 03 0												
Appropriation												
Pres 16	BA:	3,100	3,100	3,100	3,100	3,100	3,100	3,100	3,100	3,100	3,100	3,100
Reest	OP:	0	0									
	OT:	3,100	3,100	3,100	3,100	3,100	3,100	3,100	3,100	3,100	3,100	3,100
Mar 15	BA:	3,100	3,147	3,202	3,267	3,333	3,401	3,469	3,540	3,612	3,686	3,760
Base	OP:	0	0									
	OT:	3,100	3,147	3,202	3,267	3,333	3,401	3,469	3,540	3,612	3,686	3,760
Orig	BA:	5,014	5,167	5,270	5,376	5,429	5,483	5,594	5,704	5,819	5,935	6,055
Pres	OP:	1,679	1,709									
	OT:	6,138	6,129	5,630	5,602	5,613	5,654	5,758	5,867	5,981	6,096	6,072
Reest -	BA:	0	-47	-102	-167	-233	-301	-369	-440	-512	-586	-660
Mar15	OP:	0	0									
	OT:	0	-47	-102	-167	-233	-301	-369	-440	-512	-586	-660
Reest -	BA:	-1,914	-2,067	-2,170	-2,276	-2,329	-2,383	-2,494	-2,604	-2,719	-2,835	-2,955
Orig	OP:	-1,679	-1,709									
	OT:	-3,038	-3,029	-2,530	-2,502	-2,513	-2,554	-2,658	-2,767	-2,881	-2,996	-2,972
011 1082 0 1 152 AA02 FA FA 03 0												
Appropriation												
Pres 16	BA:	1,300	1,300	1,300	1,300	1,300	1,300	1,300	1,300	1,300	1,300	1,300
Reest	OP:	325	325									
	OT:	1,300	1,300	1,300	1,300	1,300	1,300	1,300	1,300	1,300	1,300	1,300
Mar 15	BA:	1,300	1,320	1,343	1,370	1,398	1,426	1,455	1,485	1,515	1,546	1,577
Base	OP:	325	325									
	OT:	1,300	1,315	1,337	1,363	1,391	1,419	1,448	1,478	1,508	1,538	1,569
Orig	BA:	0	0	0	0	0	0	0	0	0	0	0
Pres	OP:	0	0									
	OT:	0	0	0	0	0	0	0	0	0	0	0
Reest -	BA:	0	-20	-43	-70	-98	-126	-155	-185	-215	-246	-277
Mar15	OP:	0	0									
	OT:	0	-15	-37	-63	-91	-119	-148	-178	-208	-238	-269
Reest -	BA:	1,300	1,300	1,300	1,300	1,300	1,300	1,300	1,300	1,300	1,300	1,300
Orig	OP:	325	325									
	OT:	1,300	1,300	1,300	1,300	1,300	1,300	1,300	1,300	1,300	1,300	1,300




Sorted by FUNC, SFUN, TID, SUB
 (amounts in millions)

		2015	2016	2017	2018	2019	2020	2021	2022	2023	2024	2025
INTERNATIONAL AFFAIRS (150)												
011 1082 0 1 152 AA03 FA FA 03 0												
Appropriation												
Pres 16	BA:	0	0	0	0	0	0	0	0	0	0	0
Reest	OP:	360	510									
	OT:	360	510	560	480	235	25	0	0	0	0	0
Mar 15	BA:	0	0	0	0	0	0	0	0	0	0	0
Base	OP:	360	510									
	OT:	360	510	560	480	235	25	0	0	0	0	0
Orig	BA:	0	0	0	0	0	0	0	0	0	0	0
Pres	OP:	0	0									
	OT:	0	0	0	0	0	0	0	0	0	0	0
Reest -	BA:	0	0	0	0	0	0	0	0	0	0	0
Mar15	OP:	0	0									
	OT:	0	0	0	0	0	0	0	0	0	0	0
Reest -	BA:	0	0	0	0	0	0	0	0	0	0	0
Orig	OP:	360	510									
	OT:	360	510	560	480	235	25	0	0	0	0	0
011 1082 0 1 152 AA04 FA FA 03 0												
Appropriation												
Pres 16	BA:	614	767	870	976	1,029	1,083	1,194	1,304	1,419	1,535	1,655
Reest	OP:	725	554									
	OT:	786	631	752	980	1,149	1,217	1,159	1,128	1,171	1,272	1,380
Mar 15	BA:	614	623	634	647	660	674	687	701	715	730	745
Base	OP:	725	554									
	OT:	786	616	693	852	942	940	816	714	677	691	705
Orig	BA:	0	0	0	0	0	0	0	0	0	0	0
Pres	OP:	0	0									
	OT:	0	0	0	0	0	0	0	0	0	0	0
Reest -	BA:	0	144	236	329	369	409	507	603	704	805	910
Mar15	OP:	0	0									
	OT:	0	15	59	128	207	277	343	414	494	581	675
Reest -	BA:	614	767	870	976	1,029	1,083	1,194	1,304	1,419	1,535	1,655
Orig	OP:	725	554									
	OT:	786	631	752	980	1,149	1,217	1,159	1,128	1,171	1,272	1,380




Sorted by FUNC, SFUN, TID, SUB
 (amounts in millions)

		2015	2016	2017	2018	2019	2020	2021	2022	2023	2024	2025
INTERNATIONAL AFFAIRS (150)												
011 1082 0 1 152 AA07 FA FA 03 0 WAR15												
Appropriation												
Pres 16	BA:	866	0	0	0	0	0	0	0	0	0	0
Reest	OP:	0	17									
	OT:	9	17	182	260	217	139	43	0	0	0	0
Mar 15	BA:	866	879	895	913	931	950	969	989	1,009	1,030	1,050
Base	OP:	0	17									
	OT:	9	26	208	471	696	847	906	923	942	961	980
Orig	BA:	866	0	0	0	0	0	0	0	0	0	0
Pres	OP:	0	650									
	OT:	0	650	216	0	0	0	0	0	0	0	0
Reest -	BA:	0	-879	-895	-913	-931	-950	-969	-989	-1,009	-1,030	-1,050
Mar15	OP:	0	0									
	OT:	0	-9	-26	-211	-479	-708	-863	-923	-942	-961	-980
Reest -	BA:	0	0	0	0	0	0	0	0	0	0	0
Orig	OP:	0	-633									
	OT:	9	-633	-34	260	217	139	43	0	0	0	0
011 1082 0 1 152 AA10 FA FA 03 WAR16												
Appropriation												
Pres 16	BA:	0	640	0	0	0	0	0	0	0	0	0
Reest	OP:	0	0									
	OT:	0	6	13	134	192	160	102	32	0	0	0
Mar 15	BA:	0	0	0	0	0	0	0	0	0	0	0
Base	OP:	0	0									
	OT:	0	0	0	0	0	0	0	0	0	0	0
Orig	BA:	0	640	0	0	0	0	0	0	0	0	0
Pres	OP:	0	0									
	OT:	0	528	112	0	0	0	0	0	0	0	0
Reest -	BA:	0	640	0	0	0	0	0	0	0	0	0
Mar15	OP:	0	0									
	OT:	0	6	13	134	192	160	102	32	0	0	0
Reest -	BA:	0	0	0	0	0	0	0	0	0	0	0
Orig	OP:	0	0									
	OT:	0	-522	-99	134	192	160	102	32	0	0	0



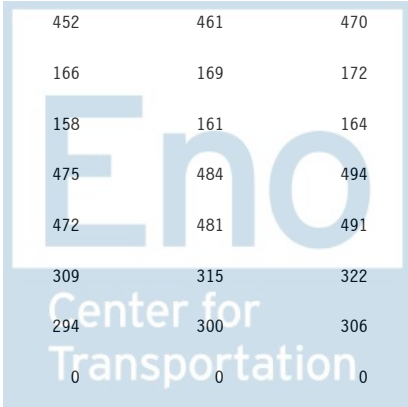
Sorted by FUNC, SFUN, TID, SUB
 (amounts in millions)

		2015	2016	2017	2018	2019	2020	2021	2022	2023	2024	2025
INTERNATIONAL AFFAIRS (150)												
Account Total for Foreign military financing program												
Pres 16	BA:	5,880	5,807	5,270	5,376	5,429	5,483	5,594	5,704	5,819	5,935	6,055
Reest	OP:	1,410	1,406									
	OT:	5,555	5,564	5,907	6,254	6,193	5,941	5,704	5,560	5,571	5,672	5,780
Mar 15	BA:	5,880	5,969	6,074	6,197	6,322	6,451	6,580	6,715	6,851	6,992	7,132
Base	OP:	1,410	1,406									
	OT:	5,555	5,614	6,000	6,433	6,597	6,632	6,639	6,655	6,739	6,876	7,014
Orig	BA:	5,880	5,807	5,270	5,376	5,429	5,483	5,594	5,704	5,819	5,935	6,055
Pres	OP:	1,679	2,359									
	OT:	6,138	7,307	5,958	5,602	5,613	5,654	5,758	5,867	5,981	6,096	6,072
Reest -	BA:	0	-162	-804	-821	-893	-968	-986	-1,011	-1,032	-1,057	-1,077
Mar15	OP:	0	0									
	OT:	0	-50	-93	-179	-404	-691	-935	-1,095	-1,168	-1,204	-1,234
Reest -	BA:	0	0	0	0	0	0	0	0	0	0	0
Orig	OP:	-269	-953									
	OT:	-583	-1,743	-51	652	580	287	-54	-307	-410	-424	-292
Pakistan Counterinsurgency Capability Fund												
011 1083 0 1 152 AA03 FA FA 03 A												
Appropriation												
Pres 16	BA:	0	0	0	0	0	0	0	0	0	0	0
Reest	OP:	33	0									
	OT:	33	0	0	0	0	0	0	0	0	0	0
Mar 15	BA:	0	0	0	0	0	0	0	0	0	0	0
Base	OP:	33	0									
	OT:	33	0	0	0	0	0	0	0	0	0	0
Orig	BA:	0	0	0	0	0	0	0	0	0	0	0
Pres	OP:	33	0									
	OT:	33	0	0	0	0	0	0	0	0	0	0
Reest -	BA:	0	0	0	0	0	0	0	0	0	0	0
Mar15	OP:	0	0									
	OT:	0	0	0	0	0	0	0	0	0	0	0
Reest -	BA:	0	0	0	0	0	0	0	0	0	0	0
Orig	OP:	0	0									
	OT:	0	0	0	0	0	0	0	0	0	0	0




Sorted by FUNC, SFUN, TID, SUB
 (amounts in millions)

		2015	2016	2017	2018	2019	2020	2021	2022	2023	2024	2025
INTERNATIONAL AFFAIRS (150)												
Foreign military loan liquidating account												
011 4121 0 3 152 BD02 XX XX 10 N LQ												
Public Enterprise Fund												
Pres 16	BA:	-100	-75	-50	-25	-20	-18	0	0	0	0	0
Reest	OP:	0	0									
	OT:	-100	-75	-50	-25	-20	-18	0	0	0	0	0
Mar 15	BA:	-100	-75	-50	-25	-20	-18	0	0	0	0	0
Base	OP:	0	0									
	OT:	-100	-75	-50	-25	-20	-18	0	0	0	0	0
Orig	BA:	-25	-25	-26	-29	-20	-18	0	0	0	0	0
Pres	OP:	0	0									
	OT:	-25	-25	-26	-29	-20	-18	0	0	0	0	0
Reest -	BA:	0	0	0	0	0	0	0	0	0	0	0
Mar15	OP:	0	0									
	OT:	0	0	0	0	0	0	0	0	0	0	0
Reest -	BA:	-75	-50	-24	4	0	0	0	0	0	0	0
Orig	OP:	0	0									
	OT:	-75	-50	-24	4	0	0	0	0	0	0	0
Peacekeeping operations												
072 1032 0 1 152 AA01 FA FA 03 0												
Appropriation												
Pres 16	BA:	145	430	439	447	452	456	465	475	484	494	504
Reest	OP:	350	188									
	OT:	394	317	399	422	433	438	444	452	461	470	480
Mar 15	BA:	145	147	150	153	156	159	162	166	169	172	176
Base	OP:	350	188									
	OT:	394	232	171	156	149	152	154	158	161	164	167
Orig	BA:	145	430	439	447	452	456	465	475	484	494	504
Pres	OP:	264	175									
	OT:	364	472	500	485	464	455	462	472	481	491	501
Reest -	BA:	0	283	289	294	296	297	303	309	315	322	328
Mar15	OP:	0	0									
	OT:	0	85	228	266	284	286	290	294	300	306	313
Reest -	BA:	0	0	0	0	0	0	0	0	0	0	0
Orig	OP:	86	13									
	OT:	30	-155	-101	-63	-31	-17	-18	-20	-20	-21	-21



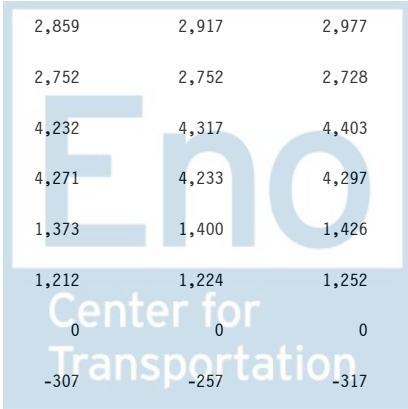
Sorted by FUNC, SFUN, TID, SUB
 (amounts in millions)

		2015	2016	2017	2018	2019	2020	2021	2022	2023	2024	2025
INTERNATIONAL AFFAIRS (150)												
072 1032 0 1 152 AA02 FA FA 03 0 WAR15												
Appropriation												
Pres 16	BA:	329	0	0	0	0	0	0	0	0	0	0
Reest	OP:	0	174									
	OT:	89	174	39	16	0	0	0	0	0	0	0
Mar 15	BA:	329	334	340	347	354	361	368	376	383	391	399
Base	OP:	0	174									
	OT:	89	264	308	330	337	344	351	358	365	372	380
Orig	BA:	329	0	0	0	0	0	0	0	0	0	0
Pres	OP:	0	102									
	OT:	227	102	0	0	0	0	0	0	0	0	0
Reest -	BA:	0	-334	-340	-347	-354	-361	-368	-376	-383	-391	-399
Mar15	OP:	0	0									
	OT:	0	-90	-269	-314	-337	-344	-351	-358	-365	-372	-380
Reest -	BA:	0	0	0	0	0	0	0	0	0	0	0
Orig	OP:	0	72									
	OT:	-138	72	39	16	0	0	0	0	0	0	0
072 1032 0 1 152 AA03 FA FA 03 War16												
Appropriation												
Pres 16	BA:	0	65	0	0	0	0	0	0	0	0	0
Reest	OP:	0	0									
	OT:	0	18	34	8	3	0	0	0	0	0	0
Mar 15	BA:	0	0	0	0	0	0	0	0	0	0	0
Base	OP:	0	0									
	OT:	0	0	0	0	0	0	0	0	0	0	0
Orig	BA:	0	65	0	0	0	0	0	0	0	0	0
Pres	OP:	0	0									
	OT:	0	45	20	0	0	0	0	0	0	0	0
Reest -	BA:	0	65	0	0	0	0	0	0	0	0	0
Mar15	OP:	0	0									
	OT:	0	18	34	8	3	0	0	0	0	0	0
Reest -	BA:	0	0	0	0	0	0	0	0	0	0	0
Orig	OP:	0	0									
	OT:	0	-27	14	8	3	0	0	0	0	0	0




Sorted by FUNC, SFUN, TID, SUB
 (amounts in millions)

		2015	2016	2017	2018	2019	2020	2021	2022	2023	2024	2025
INTERNATIONAL AFFAIRS (150)												
Account Total for Peacekeeping operations												
Pres 16	BA:	474	495	439	447	452	456	465	475	484	494	504
Reest	OP:	350	362									
	OT:	483	509	472	446	436	438	444	452	461	470	480
Mar 15	BA:	474	481	490	500	510	520	530	542	552	563	575
Base	OP:	350	362									
	OT:	483	496	479	486	486	496	505	516	526	536	547
Orig	BA:	474	495	439	447	452	456	465	475	484	494	504
Pres	OP:	264	277									
	OT:	591	619	520	485	464	455	462	472	481	491	501
Reest -	BA:	0	14	-51	-53	-58	-64	-65	-67	-68	-69	-71
Mar15	OP:	0	0									
	OT:	0	13	-7	-40	-50	-58	-61	-64	-65	-66	-67
Reest -	BA:	0	0	0	0	0	0	0	0	0	0	0
Orig	OP:	86	85									
	OT:	-108	-110	-48	-39	-28	-17	-18	-20	-20	-21	-21
Economic support fund												
072 1037 0 1 152 AA01 FA FA 03 0												
Appropriation												
Pres 16	BA:	2,503	3,952	4,031	4,112	4,153	4,068	4,149	4,232	4,317	4,403	4,491
Reest	OP:	4,400	3,801									
	OT:	4,525	3,999	3,913	3,908	4,106	4,091	4,021	3,964	3,976	3,980	3,988
Mar 15	BA:	2,503	2,541	2,586	2,638	2,691	2,746	2,801	2,859	2,917	2,977	3,037
Base	OP:	4,400	3,801									
	OT:	4,525	3,928	3,417	3,048	2,975	2,887	2,812	2,752	2,752	2,728	2,703
Orig	BA:	2,503	3,952	4,031	4,112	4,153	4,068	4,149	4,232	4,317	4,403	4,491
Pres	OP:	4,228	3,719									
	OT:	4,528	4,193	5,452	4,975	4,999	4,581	4,532	4,271	4,233	4,297	4,350
Reest -	BA:	0	1,411	1,445	1,474	1,462	1,322	1,348	1,373	1,400	1,426	1,454
Mar15	OP:	0	0									
	OT:	0	71	496	860	1,131	1,204	1,209	1,212	1,224	1,252	1,285
Reest -	BA:	0	0	0	0	0	0	0	0	0	0	0
Orig	OP:	172	82									
	OT:	-3	-194	-1,539	-1,067	-893	-490	-511	-307	-257	-317	-362



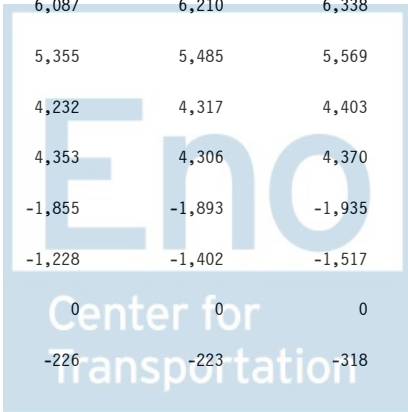
Sorted by FUNC, SFUN, TID, SUB
 (amounts in millions)

		2015	2016	2017	2018	2019	2020	2021	2022	2023	2024	2025
INTERNATIONAL AFFAIRS (150)												
072 1037 0 1 152 AA02 FA FA 03 0 WAR15												
Appropriation												
Pres 16	BA:	2,114	0	0	0	0	0	0	0	0	0	0
Reest	OP:	0	634									
	OT:	106	634	529	381	106	63	42	32	21	21	11
Mar 15	BA:	2,114	2,146	2,184	2,228	2,273	2,319	2,366	2,415	2,463	2,514	2,565
Base	OP:	0	634									
	OT:	106	741	1,282	1,684	1,820	1,919	1,999	2,071	2,134	2,198	2,254
Orig	BA:	2,114	0	0	0	0	0	0	0	0	0	0
Pres	OP:	0	655									
	OT:	233	655	528	317	85	85	63	42	42	42	21
Reest -	BA:	0	-2,146	-2,184	-2,228	-2,273	-2,319	-2,366	-2,415	-2,463	-2,514	-2,565
Mar15	OP:	0	0									
	OT:	0	-107	-753	-1,303	-1,714	-1,856	-1,957	-2,039	-2,113	-2,177	-2,243
Reest -	BA:	0	0	0	0	0	0	0	0	0	0	0
Orig	OP:	0	-21									
	OT:	-127	-21	1	64	21	-22	-21	-10	-21	-21	-10
072 1037 0 1 152 AA03 FA FA 03 War16												
Appropriation												
Pres 16	BA:	0	1,908	0	0	0	0	0	0	0	0	0
Reest	OP:	0	0									
	OT:	0	95	572	477	343	95	57	38	29	19	19
Mar 15	BA:	0	0	0	0	0	0	0	0	0	0	0
Base	OP:	0	0									
	OT:	0	0	0	0	0	0	0	0	0	0	0
Orig	BA:	0	1,908	0	0	0	0	0	0	0	0	0
Pres	OP:	0	0									
	OT:	0	384	572	477	189	71	53	40	31	31	31
Reest -	BA:	0	1,908	0	0	0	0	0	0	0	0	0
Mar15	OP:	0	0									
	OT:	0	95	572	477	343	95	57	38	29	19	19
Reest -	BA:	0	0	0	0	0	0	0	0	0	0	0
Orig	OP:	0	0									
	OT:	0	-289	0	0	154	24	4	-2	-2	-12	-12



Sorted by FUNC, SFUN, TID, SUB
 (amounts in millions)

		2015	2016	2017	2018	2019	2020	2021	2022	2023	2024	2025
INTERNATIONAL AFFAIRS (150)												
072 1037 0 1 152 AE01 FA FA 03 0 EBOLA												
Regular Appropriation Emergency												
Pres 16	BA:	712	0	0	0	0	0	0	0	0	0	0
Reest	OP:	0	36									
	OT:	36	36	36	36	50	100	125	93	57	32	32
Mar 15	BA:	712	723	736	750	765	781	797	813	830	847	864
Base	OP:	0	36									
	OT:	36	72	109	146	199	302	432	532	599	643	688
Orig	BA:	712	0	0	0	0	0	0	0	0	0	0
Pres	OP:	0	214									
	OT:	142	214	214	71	36	36	0	0	0	0	0
Reest -	BA:	0	-723	-736	-750	-765	-781	-797	-813	-830	-847	-864
Mar15	OP:	0	0									
	OT:	0	-36	-73	-110	-149	-202	-307	-439	-542	-611	-656
Reest -	BA:	0	0	0	0	0	0	0	0	0	0	0
Orig	OP:	0	-178									
	OT:	-106	-178	-178	-35	14	64	125	93	57	32	32
Account Total for Economic support fund												
Pres 16	BA:	5,329	5,860	4,031	4,112	4,153	4,068	4,149	4,232	4,317	4,403	4,491
Reest	OP:	4,400	4,471									
	OT:	4,667	4,764	5,050	4,802	4,605	4,349	4,245	4,127	4,083	4,052	4,050
Mar 15	BA:	5,329	5,410	5,506	5,616	5,729	5,846	5,964	6,087	6,210	6,338	6,466
Base	OP:	4,400	4,471									
	OT:	4,667	4,741	4,808	4,878	4,994	5,108	5,243	5,355	5,485	5,569	5,645
Orig	BA:	5,329	5,860	4,031	4,112	4,153	4,068	4,149	4,232	4,317	4,403	4,491
Pres	OP:	4,228	4,588									
	OT:	4,903	5,446	6,766	5,840	5,309	4,773	4,648	4,353	4,306	4,370	4,402
Reest -	BA:	0	450	-1,475	-1,504	-1,576	-1,778	-1,815	-1,855	-1,893	-1,935	-1,975
Mar15	OP:	0	0									
	OT:	0	23	242	-76	-389	-759	-998	-1,228	-1,402	-1,517	-1,595
Reest -	BA:	0	0	0	0	0	0	0	0	0	0	0
Orig	OP:	172	-117									
	OT:	-236	-682	-1,716	-1,038	-704	-424	-403	-226	-223	-318	-352



Sorted by FUNC, SFUN, TID, SUB
 (amounts in millions)

		2015	2016	2017	2018	2019	2020	2021	2022	2023	2024	2025
INTERNATIONAL AFFAIRS (150)												
Subfunction Total for 152 International security assistance (152)												
Pres 16	BA:	12,379	13,198	10,425	10,661	10,772	10,754	10,988	11,207	11,432	11,661	11,895
Reest	OP:	6,743	6,803									
	OT:	11,382	11,604	12,271	12,308	11,979	11,449	11,120	10,874	10,865	10,958	11,089
Mar 15	BA:	12,379	12,593	12,841	13,127	13,396	13,672	13,966	14,253	14,540	14,840	15,139
Base	OP:	6,743	6,803									
	OT:	11,382	11,537	12,040	12,605	12,875	13,029	13,210	13,366	13,606	13,854	14,097
Orig	BA:	12,455	13,248	10,449	10,657	10,772	10,754	10,988	11,207	11,432	11,661	11,895
Pres	OP:	6,783	7,937									
	OT:	12,540	14,447	14,145	12,792	12,202	11,694	11,655	11,493	11,563	11,769	11,803
Reest -	BA:	0	605	-2,416	-2,466	-2,624	-2,918	-2,978	-3,046	-3,108	-3,179	-3,244
Mar15	OP:	0	0									
	OT:	0	67	231	-297	-896	-1,580	-2,090	-2,492	-2,741	-2,896	-3,008
Reest -	BA:	-76	-50	-24	4	0	0	0	0	0	0	0
Orig	OP:	-40	-1,134									
	OT:	-1,158	-2,843	-1,874	-484	-223	-245	-535	-619	-698	-811	-714



Sorted by FUNC, SFUN, TID, SUB
 (amounts in millions)

		2015	2016	2017	2018	2019	2020	2021	2022	2023	2024	2025
INTERNATIONAL AFFAIRS (150)												
Conduct of foreign affairs (153)												
Department of Justice												
Legal Activities and U.S. Marshals												
Salaries and expenses, Foreign Claims Settlement Commission												
015 0100 0 1 153 AA01 CJ CJ 03 0												
Appropriation												
Pres 16	BA:	2	2	2	2	2	2	2	2	2	2	2
Reest	OP:	0	0									
	OT:	2	2	2	2	2	2	2	2	2	2	2
Mar 15	BA:	2	2	2	2	2	2	3	3	3	3	3
Base	OP:	0	0									
	OT:	2	2	2	2	2	2	3	3	3	3	3
Orig	BA:	2	2	2	2	2	2	2	2	2	2	2
Pres	OP:	0	0									
	OT:	2	2	2	2	2	2	2	2	2	2	2
Reest -	BA:	0	0	0	0	0	0	-1	-1	-1	-1	-1
Mar15	OP:	0	0									
	OT:	0	0	0	0	0	0	-1	-1	-1	-1	-1
Reest -	BA:	0	0	0	0	0	0	0	0	0	0	0
Orig	OP:	0	0									
	OT:	0	0	0	0	0	0	0	0	0	0	0




Sorted by FUNC, SFUN, TID, SUB
 (amounts in millions)

		2015	2016	2017	2018	2019	2020	2021	2022	2023	2024	2025
INTERNATIONAL AFFAIRS (150)												
Department of State												
Administration of Foreign Affairs												
Diplomatic and consular programs												
019 0113 0 1 153 AA01 FA FA 03 0												
Appropriation												
Request is 2-yr money (new 2016 rate)												
Pres 16	BA:	4,333	4,769	4,865	4,962	5,010	5,061	5,163	5,265	5,372	5,478	5,588
Reest	OP:	2,515	2,200									
	OT:	5,115	4,585	4,348	4,665	4,774	4,898	4,975	5,069	5,168	5,271	5,376
Mar 15	BA:	4,333	4,432	4,544	4,673	4,804	4,939	5,076	5,219	5,363	5,512	5,663
Base	OP:	2,515	2,200									
	OT:	5,115	4,859	4,303	4,512	4,622	4,752	4,884	5,021	5,161	5,304	5,450
Orig	BA:	6,437	7,096	7,239	7,383	7,455	7,531	7,682	7,835	7,993	8,151	8,315
Pres	OP:	5,555	4,664									
	OT:	7,942	7,765	7,635	7,272	7,387	7,475	7,584	7,719	7,876	8,032	8,193
Reest -	BA:	0	337	321	289	206	122	87	46	9	-34	-75
Mar15	OP:	0	0									
	OT:	0	-274	45	153	152	146	91	48	7	-33	-74
Reest -	BA:	-2,104	-2,327	-2,374	-2,421	-2,445	-2,470	-2,519	-2,570	-2,621	-2,673	-2,727
Orig	OP:	-3,040	-2,464									
	OT:	-2,827	-3,180	-3,287	-2,607	-2,613	-2,577	-2,609	-2,650	-2,708	-2,761	-2,817



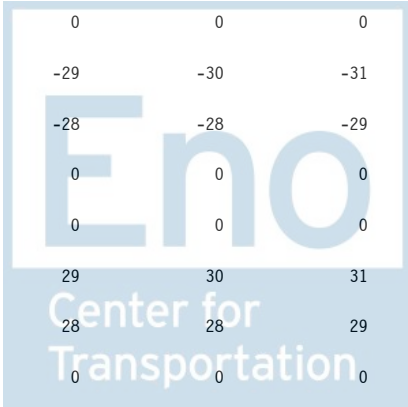
Sorted by FUNC, SFUN, TID, SUB
 (amounts in millions)

		2015	2016	2017	2018	2019	2020	2021	2022	2023	2024	2025
INTERNATIONAL AFFAIRS (150)												
019 0113 0 1 153 AA02 FA FA 03 0												
Appropriation												
no year												
Pres 16	BA:	2,128	2,327	2,374	2,421	2,445	2,470	2,519	2,570	2,621	2,673	2,727
Reest	OP:	2,000	1,547									
	OT:	2,426	2,012	2,191	1,775	1,772	1,974	2,124	2,231	2,328	2,417	2,487
Mar 15	BA:	2,128	2,177	2,232	2,295	2,359	2,426	2,493	2,563	2,634	2,707	2,781
Base	OP:	2,000	1,547									
	OT:	2,426	1,982	2,137	1,702	1,693	1,899	2,057	2,177	2,291	2,397	2,484
Orig	BA:	0	0	0	0	0	0	0	0	0	0	0
Pres	OP:	0	0									
	OT:	0	0	0	0	0	0	0	0	0	0	0
Reest -	BA:	0	150	142	126	86	44	26	7	-13	-34	-54
Mar15	OP:	0	0									
	OT:	0	30	54	73	79	75	67	54	37	20	3
Reest -	BA:	2,128	2,327	2,374	2,421	2,445	2,470	2,519	2,570	2,621	2,673	2,727
Orig	OP:	2,000	1,547									
	OT:	2,426	2,012	2,191	1,775	1,772	1,974	2,124	2,231	2,328	2,417	2,487
019 0113 0 1 153 AA04 FA FA 03 0												
Appropriation												
Pres 16	BA:	0	0	0	0	0	0	0	0	0	0	0
Reest	OP:	1	1									
	OT:	1	1	1	1	1	1	1	1	1	1	1
Mar 15	BA:	0	0	0	0	0	0	0	0	0	0	0
Base	OP:	1	1									
	OT:	1	1	1	1	1	1	1	1	1	1	1
Orig	BA:	0	0	0	0	0	0	0	0	0	0	0
Pres	OP:	0	0									
	OT:	0	0	0	0	0	0	0	0	0	0	0
Reest -	BA:	0	0	0	0	0	0	0	0	0	0	0
Mar15	OP:	0	0									
	OT:	0	0	0	0	0	0	0	0	0	0	0
Reest -	BA:	0	0	0	0	0	0	0	0	0	0	0
Orig	OP:	1	1									
	OT:	1	1	1	1	1	1	1	1	1	1	1



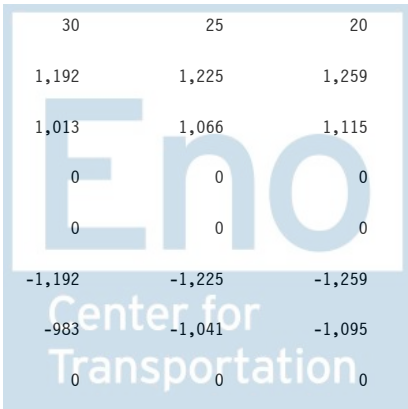
Sorted by FUNC, SFUN, TID, SUB
 (amounts in millions)

		2015	2016	2017	2018	2019	2020	2021	2022	2023	2024	2025
INTERNATIONAL AFFAIRS (150)												
019 0113 0 1 153 AA05 FA FA 03 0 WAR15												
Appropriation												
OCO Request non WSP												
Pres 16	BA:	361	0	0	0	0	0	0	0	0	0	0
Reest	OP:	0	119									
	OT:	166	119	29	22	13	4	0	0	0	0	0
Mar 15	BA:	361	369	379	389	400	411	423	435	447	459	472
Base	OP:	0	119									
	OT:	166	289	325	355	377	391	403	414	426	437	449
Orig	BA:	1,351	0	0	0	0	0	0	0	0	0	0
Pres	OP:	0	405									
	OT:	477	405	320	148	0	0	0	0	0	0	0
Reest -	BA:	0	-369	-379	-389	-400	-411	-423	-435	-447	-459	-472
Mar15	OP:	0	0									
	OT:	0	-170	-296	-333	-364	-387	-403	-414	-426	-437	-449
Reest -	BA:	-990	0	0	0	0	0	0	0	0	0	0
Orig	OP:	0	-286									
	OT:	-311	-286	-291	-126	13	4	0	0	0	0	0
019 0113 0 1 153 AA07 FA FA 03 0												
Appropriation												
transfer to CSO												
Pres 16	BA:	-24	-39	0	0	0	0	0	0	0	0	0
Reest	OP:	-10	-12									
	OT:	-21	-30	-17	-6	-3	-2	0	0	0	0	0
Mar 15	BA:	-24	-25	-25	-26	-27	-27	-28	-29	-30	-31	-31
Base	OP:	-10	-12									
	OT:	-21	-24	-24	-25	-25	-26	-27	-28	-28	-29	-30
Orig	BA:	0	0	0	0	0	0	0	0	0	0	0
Pres	OP:	0	0									
	OT:	0	0	0	0	0	0	0	0	0	0	0
Reest -	BA:	0	-14	25	26	27	27	28	29	30	31	31
Mar15	OP:	0	0									
	OT:	0	-6	7	19	22	24	27	28	28	29	30
Reest -	BA:	-24	-39	0	0	0	0	0	0	0	0	0
Orig	OP:	-10	-12									
	OT:	-21	-30	-17	-6	-3	-2	0	0	0	0	0




Sorted by FUNC, SFUN, TID, SUB
 (amounts in millions)

		2015	2016	2017	2018	2019	2020	2021	2022	2023	2024	2025
INTERNATIONAL AFFAIRS (150)												
019 0113 0 1 153 AA08 FA FA 03 0												
Appropriation												
International Center												
Pres 16	BA:	1	1	0	0	0	0	0	0	0	0	0
Reest	OP:	0	0									
	OT:	1	1	0	0	0	0	0	0	0	0	0
Mar 15	BA:	1	1	1	1	1	1	1	1	1	1	1
Base	OP:	0	0									
	OT:	1	1	1	1	1	1	1	1	1	1	1
Orig	BA:	0	0	0	0	0	0	0	0	0	0	0
Pres	OP:	0	0									
	OT:	0	0	0	0	0	0	0	0	0	0	0
Reest -	BA:	0	0	-1	-1	-1	-1	-1	-1	-1	-1	-1
Mar15	OP:	0	0									
	OT:	0	0	-1	-1	-1	-1	-1	-1	-1	-1	-1
Reest -	BA:	1	1	0	0	0	0	0	0	0	0	0
Orig	OP:	0	0									
	OT:	1	1	0	0	0	0	0	0	0	0	0
019 0113 0 1 153 AA09 FA FA 03 0 WAR15												
Appropriation												
OCO Request no year												
Pres 16	BA:	990	0	0	0	0	0	0	0	0	0	0
Reest	OP:	0	173									
	OT:	198	173	149	124	99	74	50	30	25	20	10
Mar 15	BA:	990	1,013	1,038	1,068	1,098	1,128	1,160	1,192	1,225	1,259	1,294
Base	OP:	0	173									
	OT:	198	376	533	671	788	883	957	1,013	1,066	1,115	1,156
Orig	BA:	0	0	0	0	0	0	0	0	0	0	0
Pres	OP:	0	0									
	OT:	0	0	0	0	0	0	0	0	0	0	0
Reest -	BA:	0	-1,013	-1,038	-1,068	-1,098	-1,128	-1,160	-1,192	-1,225	-1,259	-1,294
Mar15	OP:	0	0									
	OT:	0	-203	-384	-547	-689	-809	-907	-983	-1,041	-1,095	-1,146
Reest -	BA:	990	0	0	0	0	0	0	0	0	0	0
Orig	OP:	0	173									
	OT:	198	173	149	124	99	74	50	30	25	20	10




Sorted by FUNC, SFUN, TID, SUB
 (amounts in millions)

		2015	2016	2017	2018	2019	2020	2021	2022	2023	2024	2025
INTERNATIONAL AFFAIRS (150)												
019 0113 0 1 153 AA11 FA FA 03		WAR16										
Appropriation												
OCO WSP												
Pres 16	BA:	0	1,068	0	0	0	0	0	0	0	0	0
Reest	OP:	0	0									
	OT:	0	214	187	160	134	107	80	53	32	27	21
Mar 15	BA:	0	0	0	0	0	0	0	0	0	0	0
Base	OP:	0	0									
	OT:	0	0	0	0	0	0	0	0	0	0	0
Orig	BA:	0	1,507	0	0	0	0	0	0	0	0	0
Pres	OP:	0	0									
	OT:	0	443	399	355	311	0	0	0	0	0	0
Reest -	BA:	0	1,068	0	0	0	0	0	0	0	0	0
Mar15	OP:	0	0									
	OT:	0	214	187	160	134	107	80	53	32	27	21
Reest -	BA:	0	-439	0	0	0	0	0	0	0	0	0
Orig	OP:	0	0									
	OT:	0	-229	-212	-195	-177	107	80	53	32	27	21
019 0113 0 1 153 AA13 FA FA 03		WAR16										
Appropriation												
OCO regular												
Pres 16	BA:	0	439	0	0	0	0	0	0	0	0	0
Reest	OP:	0	0									
	OT:	0	202	145	35	26	15	4	11	0	0	0
Mar 15	BA:	0	0	0	0	0	0	0	0	0	0	0
Base	OP:	0	0									
	OT:	0	0	0	0	0	0	0	0	0	0	0
Orig	BA:	0	0	0	0	0	0	0	0	0	0	0
Pres	OP:	0	0									
	OT:	0	0	0	0	0	0	0	0	0	0	0
Reest -	BA:	0	439	0	0	0	0	0	0	0	0	0
Mar15	OP:	0	0									
	OT:	0	202	145	35	26	15	4	11	0	0	0
Reest -	BA:	0	439	0	0	0	0	0	0	0	0	0
Orig	OP:	0	0									
	OT:	0	202	145	35	26	15	4	11	0	0	0



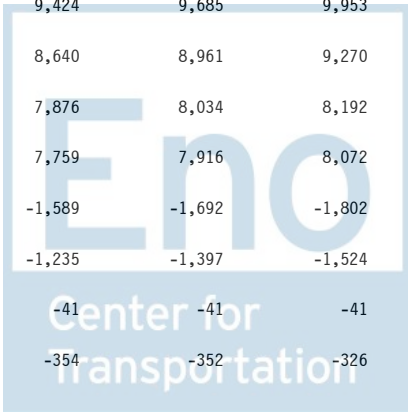
Sorted by FUNC, SFUN, TID, SUB
 (amounts in millions)

		2015	2016	2017	2018	2019	2020	2021	2022	2023	2024	2025
INTERNATIONAL AFFAIRS (150)												
019 0113 0 1 153 AC01 FA FA 03 CH												
Appropriation - Existing Law Change												
Sec. 7055 CHIMP (DTC Fees)												
Pres 16	BA:	0	0	0	0	0	0	0	0	0	0	0
Reest	OP:	0	0									
	OT:	0	10	10	10	10	10	10	10	10	10	10
Mar 15	BA:	0	0	0	0	0	0	0	0	0	0	0
Base	OP:	0	0									
	OT:	0	0	0	0	0	0	0	0	0	0	0
Orig	BA:	0	0	0	0	0	0	0	0	0	0	0
Pres	OP:	0	0									
	OT:	0	0	0	0	0	0	0	0	0	0	0
Reest -	BA:	0	0	0	0	0	0	0	0	0	0	0
Mar15	OP:	0	0									
	OT:	0	10	10	10	10	10	10	10	10	10	10
Reest -	BA:	0	0	0	0	0	0	0	0	0	0	0
Orig	OP:	0	0									
	OT:	0	10	10	10	10	10	10	10	10	10	10
019 0113 0 1 153 AE01 FA FA 03 0 EBOLA												
Regular Appropriation Emergency												
Pres 16	BA:	36	0	0	0	0	0	0	0	0	0	0
Reest	OP:	0	10									
	OT:	16	10	8	1	0	0	0	0	0	0	0
Mar 15	BA:	36	37	38	39	40	41	42	43	45	46	47
Base	OP:	0	10									
	OT:	16	26	35	37	38	39	40	41	43	44	45
Orig	BA:	36	0	0	0	0	0	0	0	0	0	0
Pres	OP:	0	11									
	OT:	18	11	7	0	0	0	0	0	0	0	0
Reest -	BA:	0	-37	-38	-39	-40	-41	-42	-43	-45	-46	-47
Mar15	OP:	0	0									
	OT:	0	-16	-27	-36	-38	-39	-40	-41	-43	-44	-45
Reest -	BA:	0	0	0	0	0	0	0	0	0	0	0
Orig	OP:	0	-1									
	OT:	-2	-1	1	1	0	0	0	0	0	0	0



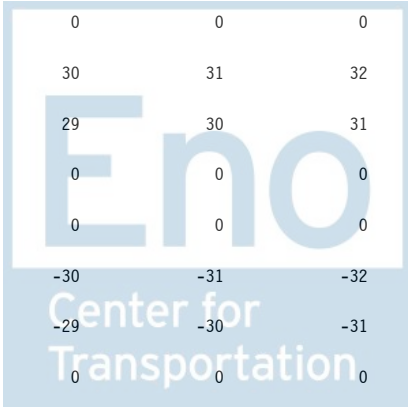
Sorted by FUNC, SFUN, TID, SUB
 (amounts in millions)

		2015	2016	2017	2018	2019	2020	2021	2022	2023	2024	2025
INTERNATIONAL AFFAIRS (150)												
019 0113 0 1 153 BA01 31 80 10												
Federal Fund												
Pres 16	BA:	0	0	0	0	0	0	0	0	0	0	0
Reest	OP:	0	0									
	OT:	0	0	0	0	0	0	0	0	0	0	0
Mar 15	BA:	0	0	0	0	0	0	0	0	0	0	0
Base	OP:	0	0									
	OT:	0	0	0	0	0	0	0	0	0	0	0
Orig	BA:	41	41	41	41	41	41	41	41	41	41	41
Pres	OP:	27	23									
	OT:	49	45	39	40	40	40	40	40	40	40	40
Reest -	BA:	0	0	0	0	0	0	0	0	0	0	0
Mar15	OP:	0	0									
	OT:	0	0	0	0	0	0	0	0	0	0	0
Reest -	BA:	-41	-41	-41	-41	-41	-41	-41	-41	-41	-41	-41
Orig	OP:	-27	-23									
	OT:	-49	-45	-39	-40	-40	-40	-40	-40	-40	-40	-40
Account Total for Diplomatic and consular programs												
Pres 16	BA:	7,825	8,565	7,239	7,383	7,455	7,531	7,682	7,835	7,993	8,151	8,315
Reest	OP:	4,506	4,038									
	OT:	7,902	7,297	7,051	6,787	6,826	7,081	7,244	7,405	7,564	7,746	7,905
Mar 15	BA:	7,825	8,004	8,207	8,439	8,675	8,919	9,167	9,424	9,685	9,953	10,227
Base	OP:	4,506	4,038						8,640	8,961	9,270	9,556
	OT:	7,902	7,510	7,311	7,254	7,495	7,940	8,316	8,640	8,961	9,270	9,556
Orig	BA:	7,865	8,644	7,280	7,424	7,496	7,572	7,723	7,876	8,034	8,192	8,356
Pres	OP:	5,582	5,103						7,759	7,916	8,072	8,233
	OT:	8,486	8,669	8,400	7,815	7,738	7,515	7,624	7,759	7,916	8,072	8,233
Reest -	BA:	0	561	-968	-1,056	-1,220	-1,388	-1,485	-1,589	-1,692	-1,802	-1,912
Mar15	OP:	0	0						-1,235	-1,397	-1,524	-1,651
	OT:	0	-213	-260	-467	-669	-859	-1,072	-1,235	-1,397	-1,524	-1,651
Reest -	BA:	-40	-79	-41	-41	-41	-41	-41	-41	-41	-41	-41
Orig	OP:	-1,076	-1,065						-354	-352	-326	-328
	OT:	-584	-1,372	-1,349	-1,028	-912	-434	-380	-354	-352	-326	-328



Sorted by FUNC, SFUN, TID, SUB
 (amounts in millions)

		2015	2016	2017	2018	2019	2020	2021	2022	2023	2024	2025
INTERNATIONAL AFFAIRS (150)												
Capital investment fund												
019 0120 0 1 153 AA01 FA FA 03 0												
Appropriation												
Pres 16	BA:	56	66	67	69	69	70	71	73	74	76	77
Reest	OP:	34	34									
	OT:	53	56	63	67	68	69	70	71	72	74	75
Mar 15	BA:	56	57	58	59	60	61	63	64	65	67	68
Base	OP:	34	34									
	OT:	53	53	57	59	59	60	61	62	64	65	66
Orig	BA:	56	66	67	69	69	70	71	73	74	76	77
Pres	OP:	42	32									
	OT:	70	65	65	67	68	69	71	71	73	75	76
Reest -	BA:	0	9	9	10	9	9	8	9	9	9	9
Mar15	OP:	0	0									
	OT:	0	3	6	8	9	9	9	9	8	9	9
Reest -	BA:	0	0	0	0	0	0	0	0	0	0	0
Orig	OP:	-8	2									
	OT:	-17	-9	-2	0	0	0	-1	0	-1	-1	-1
Conflict Stabilization Operations												
019 0121 0 1 153 AA01 FA FA 03 0												
Appropriation												
Pres 16	BA:	24	39	0	0	0	0	0	0	0	0	0
Reest	OP:	16	13									
	OT:	26	29	22	1	0	0	0	0	0	0	0
Mar 15	BA:	24	25	25	26	27	28	29	30	31	32	33
Base	OP:	16	13									
	OT:	26	23	24	25	26	27	28	29	30	31	32
Orig	BA:	24	0	0	0	0	0	0	0	0	0	0
Pres	OP:	15	5									
	OT:	34	5	0	0	0	0	0	0	0	0	0
Reest -	BA:	0	14	-25	-26	-27	-28	-29	-30	-31	-32	-33
Mar15	OP:	0	0									
	OT:	0	6	-2	-24	-26	-27	-28	-29	-30	-31	-32
Reest -	BA:	0	39	0	0	0	0	0	0	0	0	0
Orig	OP:	1	8									
	OT:	-8	24	22	1	0	0	0	0	0	0	0



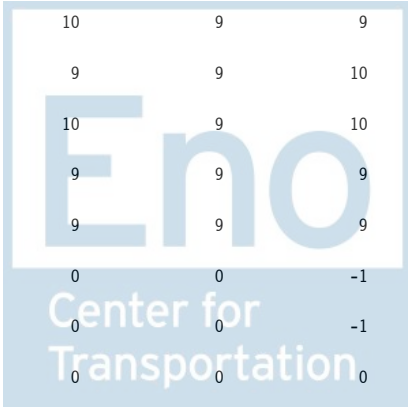
Sorted by FUNC, SFUN, TID, SUB
 (amounts in millions)

		2015	2016	2017	2018	2019	2020	2021	2022	2023	2024	2025
INTERNATIONAL AFFAIRS (150)												
019 0121 0 1 153 AA02 FA FA 03 0 WAR15												
Appropriation												
Pres 16	BA:	15	0	0	0	0	0	0	0	0	0	0
Reest	OP:	0	8									
	OT:	6	8	0	0	0	0	0	0	0	0	0
Mar 15	BA:	15	15	16	16	17	18	18	19	19	20	21
Base	OP:	0	8									
	OT:	6	14	15	16	16	17	18	18	19	19	20
Orig	BA:	15	0	0	0	0	0	0	0	0	0	0
Pres	OP:	0	3									
	OT:	12	3	0	0	0	0	0	0	0	0	0
Reest -	BA:	0	-15	-16	-16	-17	-18	-18	-19	-19	-20	-21
Mar15	OP:	0	0									
	OT:	0	-6	-15	-16	-16	-17	-18	-18	-19	-19	-20
Reest -	BA:	0	0	0	0	0	0	0	0	0	0	0
Orig	OP:	0	5									
	OT:	-6	5	0	0	0	0	0	0	0	0	0
Account Total for Conflict Stabilization Operations												
Pres 16	BA:	39	39	0	0	0	0	0	0	0	0	0
Reest	OP:	16	21									
	OT:	32	37	22	1	0	0	0	0	0	0	0
Mar 15	BA:	39	40	41	42	44	46	47	49	50	52	54
Base	OP:	16	21									
	OT:	32	37	39	41	42	44	46	47	49	50	52
Orig	BA:	39	0	0	0	0	0	0	0	0	0	0
Pres	OP:	15	8									
	OT:	46	8	0	0	0	0	0	0	0	0	0
Reest -	BA:	0	-1	-41	-42	-44	-46	-47	-49	-50	-52	-54
Mar15	OP:	0	0									
	OT:	0	0	-17	-40	-42	-44	-46	-47	-49	-50	-52
Reest -	BA:	0	39	0	0	0	0	0	0	0	0	0
Orig	OP:	1	13									
	OT:	-14	29	22	1	0	0	0	0	0	0	0



Sorted by FUNC, SFUN, TID, SUB
 (amounts in millions)

		2015	2016	2017	2018	2019	2020	2021	2022	2023	2024	2025
INTERNATIONAL AFFAIRS (150)												
Protection of foreign missions and officials												
019 0520 0 1 153 AA01 FA FA 03 0												
Appropriation												
Pres 16	BA:	30	30	31	31	32	32	32	33	34	34	35
Reest	OP:	19	20									
	OT:	28	29	27	28	28	29	29	29	30	31	31
Mar 15	BA:	30	30	31	32	32	33	34	34	35	36	36
Base	OP:	19	20									
	OT:	28	29	27	28	29	29	30	31	31	32	32
Orig	BA:	30	30	31	31	32	32	32	33	34	34	35
Pres	OP:	19	21									
	OT:	28	30	30	31	32	32	32	32	33	34	34
Reest -	BA:	0	0	0	-1	0	-1	-2	-1	-1	-2	-1
Mar15	OP:	0	0									
	OT:	0	0	0	0	-1	0	-1	-2	-1	-1	-1
Reest -	BA:	0	0	0	0	0	0	0	0	0	0	0
Orig	OP:	0	-1									
	OT:	0	-1	-3	-3	-4	-3	-3	-3	-3	-3	-3
Emergencies in the diplomatic and consular service												
019 0522 0 1 153 AA01 FA FA 03 0												
Appropriation												
Pres 16	BA:	8	8	8	8	8	8	9	9	9	9	9
Reest	OP:	20	12									
	OT:	26	18	13	13	12	11	11	10	9	9	9
Mar 15	BA:	8	8	8	8	9	9	9	9	9	10	10
Base	OP:	20	12									
	OT:	26	18	13	13	13	12	11	10	9	10	10
Orig	BA:	8	8	8	8	8	8	9	9	9	9	9
Pres	OP:	19	19									
	OT:	25	25	25	8	8	8	8	9	9	9	9
Reest -	BA:	0	0	0	0	-1	-1	0	0	0	-1	-1
Mar15	OP:	0	0									
	OT:	0	0	0	0	-1	-1	0	0	0	-1	-1
Reest -	BA:	0	0	0	0	0	0	0	0	0	0	0
Orig	OP:	1	-7									
	OT:	1	-7	-12	5	4	3	3	1	0	0	0



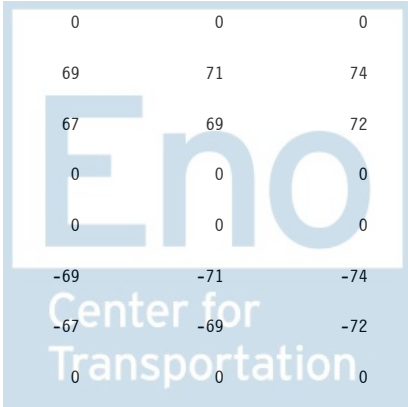
Sorted by FUNC, SFUN, TID, SUB
 (amounts in millions)

		2015	2016	2017	2018	2019	2020	2021	2022	2023	2024	2025
INTERNATIONAL AFFAIRS (150)												
Payment to the American Institute in Taiwan												
019 0523 0 1 153 AA01 FA FA 03 0												
Appropriation												
Pres 16	BA:	30	30	31	31	32	32	32	33	34	34	35
Reest	OP:	12	11									
	OT:	30	29	31	31	31	32	32	32	33	33	34
Mar 15	BA:	30	31	32	33	34	35	36	37	38	39	41
Base	OP:	12	11									
	OT:	30	30	32	32	33	34	35	36	37	38	40
Orig	BA:	30	30	31	31	32	32	32	33	34	34	35
Pres	OP:	16	0									
	OT:	46	30	31	31	32	32	32	33	34	34	35
Reest -	BA:	0	-1	-1	-2	-2	-3	-4	-4	-4	-5	-6
Mar15	OP:	0	0									
	OT:	0	-1	-1	-1	-2	-2	-3	-4	-4	-5	-6
Reest -	BA:	0	0	0	0	0	0	0	0	0	0	0
Orig	OP:	-4	11									
	OT:	-16	-1	0	0	-1	0	0	-1	-1	-1	-1



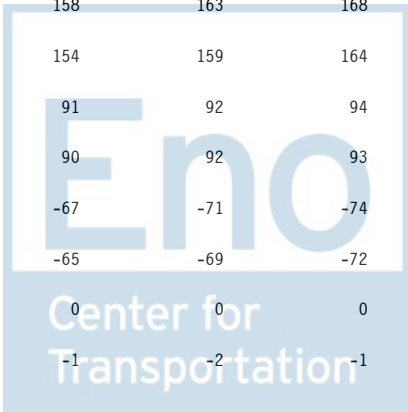
Sorted by FUNC, SFUN, TID, SUB
 (amounts in millions)

		2015	2016	2017	2018	2019	2020	2021	2022	2023	2024	2025
INTERNATIONAL AFFAIRS (150)												
Office of the Inspector General												
019 0529 0 1 153 AA01 FA FA 03 0												
Appropriation												
Request is 2-yr money (new 2016 rate)												
Pres 16	BA:	73	82	84	85	86	87	89	91	92	94	96
Reest	OP:	40	33									
	OT:	86	78	82	85	84	85	87	89	90	92	94
Mar 15	BA:	73	75	77	79	81	84	86	89	92	94	97
Base	OP:	40	33									
	OT:	86	80	78	80	79	82	84	87	90	92	95
Orig	BA:	73	82	84	85	86	87	89	91	92	94	96
Pres	OP:	77	18									
	OT:	132	80	83	85	85	87	89	90	92	93	96
Reest -	BA:	0	7	7	6	5	3	3	2	0	0	-1
Mar15	OP:	0	0									
	OT:	0	-2	4	5	5	3	3	2	0	0	-1
Reest -	BA:	0	0	0	0	0	0	0	0	0	0	0
Orig	OP:	-37	15									
	OT:	-46	-2	-1	0	-1	-2	-2	-1	-2	-1	-2
019 0529 0 1 153 AA02 FA FA 03 0 WAR15												
Appropriation												
Pres 16	BA:	57	0	0	0	0	0	0	0	0	0	0
Reest	OP:	0	14									
	OT:	36	14	5	2	0	0	0	0	0	0	0
Mar 15	BA:	57	58	60	62	64	66	67	69	71	74	76
Base	OP:	0	14									
	OT:	36	51	57	60	62	64	66	67	69	72	74
Orig	BA:	57	0	0	0	0	0	0	0	0	0	0
Pres	OP:	0	9									
	OT:	47	9	1	0	0	0	0	0	0	0	0
Reest -	BA:	0	-58	-60	-62	-64	-66	-67	-69	-71	-74	-76
Mar15	OP:	0	0									
	OT:	0	-37	-52	-58	-62	-64	-66	-67	-69	-72	-74
Reest -	BA:	0	0	0	0	0	0	0	0	0	0	0
Orig	OP:	0	5									
	OT:	-11	5	4	2	0	0	0	0	0	0	0



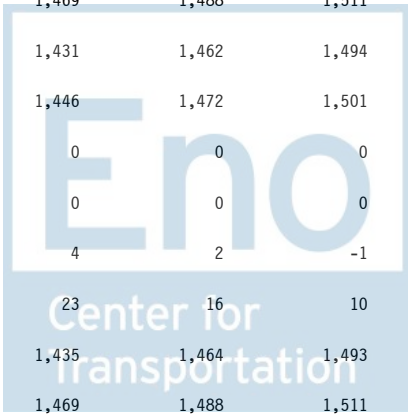
Sorted by FUNC, SFUN, TID, SUB
 (amounts in millions)

		2015	2016	2017	2018	2019	2020	2021	2022	2023	2024	2025
INTERNATIONAL AFFAIRS (150)												
019 0529 0 1 153 AA03 FA FA 03 War16												
Appropriation												
Pres 16	BA:	0	57	0	0	0	0	0	0	0	0	0
Reest	OP:	0	0									
	OT:	0	36	14	5	2	0	0	0	0	0	0
Mar 15	BA:	0	0	0	0	0	0	0	0	0	0	0
Base	OP:	0	0									
	OT:	0	0	0	0	0	0	0	0	0	0	0
Orig	BA:	0	57	0	0	0	0	0	0	0	0	0
Pres	OP:	0	0									
	OT:	0	46	11	0	0	0	0	0	0	0	0
Reest -	BA:	0	57	0	0	0	0	0	0	0	0	0
Mar15	OP:	0	0									
	OT:	0	36	14	5	2	0	0	0	0	0	0
Reest -	BA:	0	0	0	0	0	0	0	0	0	0	0
Orig	OP:	0	0									
	OT:	0	-10	3	5	2	0	0	0	0	0	0
Account Total for Office of the Inspector General												
Pres 16	BA:	130	139	84	85	86	87	89	91	92	94	96
Reest	OP:	40	47									
	OT:	122	128	101	92	86	85	87	89	90	92	94
Mar 15	BA:	130	133	137	141	145	150	153	158	163	168	173
Base	OP:	40	47									
	OT:	122	131	135	140	141	146	150	154	159	164	169
Orig	BA:	130	139	84	85	86	87	89	91	92	94	96
Pres	OP:	77	27						90	92	93	96
	OT:	179	135	95	85	85	87	89	90	92	93	96
Reest -	BA:	0	6	-53	-56	-59	-63	-64	-67	-71	-74	-77
Mar15	OP:	0	0									
	OT:	0	-3	-34	-48	-55	-61	-63	-65	-69	-72	-75
Reest -	BA:	0	0	0	0	0	0	0	0	0	0	0
Orig	OP:	-37	20									
	OT:	-57	-7	6	7	1	-2	-2	-1	-2	-1	-2




Sorted by FUNC, SFUN, TID, SUB
 (amounts in millions)

		2015	2016	2017	2018	2019	2020	2021	2022	2023	2024	2025
INTERNATIONAL AFFAIRS (150)												
Embassy security, construction, and maintenance												
019 0535 0 1 153 AA01 FA FA 03 0												
Appropriation												
Pres 16	BA:	823	785	801	817	825	833	850	866	884	901	919
Reest	OP:	770	601									
	OT:	992	813	847	991	1,026	1,046	1,054	1,042	1,057	1,073	1,090
Mar 15	BA:	823	837	853	871	890	909	929	949	970	991	1,013
Base	OP:	770	601									
	OT:	992	827	874	1,029	1,075	1,106	1,122	1,116	1,136	1,156	1,177
Orig	BA:	2,063	2,085	2,127	2,171	2,190	2,213	2,258	2,301	2,348	2,394	2,442
Pres	OP:	1,800	2,169									
	OT:	1,705	1,799	2,069	2,164	2,270	2,308	2,333	2,207	2,246	2,290	2,335
Reest -	BA:	0	-52	-52	-54	-65	-76	-79	-83	-86	-90	-94
Mar15	OP:	0	0									
	OT:	0	-14	-27	-38	-49	-60	-68	-74	-79	-83	-87
Reest -	BA:	-1,240	-1,300	-1,326	-1,354	-1,365	-1,380	-1,408	-1,435	-1,464	-1,493	-1,523
Orig	OP:	-1,030	-1,568									
	OT:	-713	-986	-1,222	-1,173	-1,244	-1,262	-1,279	-1,165	-1,189	-1,217	-1,245
019 0535 0 1 153 AA02 FA FA 03 0												
Appropriation												
Pres 16	BA:	1,241	1,300	1,326	1,354	1,365	1,380	1,408	1,435	1,464	1,493	1,523
Reest	OP:	575	716									
	OT:	674	820	1,073	1,178	1,373	1,408	1,439	1,469	1,488	1,511	1,537
Mar 15	BA:	1,241	1,261	1,286	1,314	1,342	1,371	1,401	1,431	1,462	1,494	1,527
Base	OP:	575	716									
	OT:	674	817	1,065	1,162	1,350	1,382	1,411	1,446	1,472	1,501	1,532
Orig	BA:	0	0	0	0	0	0	0	0	0	0	0
Pres	OP:	0	0									
	OT:	0	0	0	0	0	0	0	0	0	0	0
Reest -	BA:	0	39	40	40	23	9	7	4	2	-1	-4
Mar15	OP:	0	0									
	OT:	0	3	8	16	23	26	28	23	16	10	5
Reest -	BA:	1,241	1,300	1,326	1,354	1,365	1,380	1,408	1,435	1,464	1,493	1,523
Orig	OP:	575	716									
	OT:	674	820	1,073	1,178	1,373	1,408	1,439	1,469	1,488	1,511	1,537



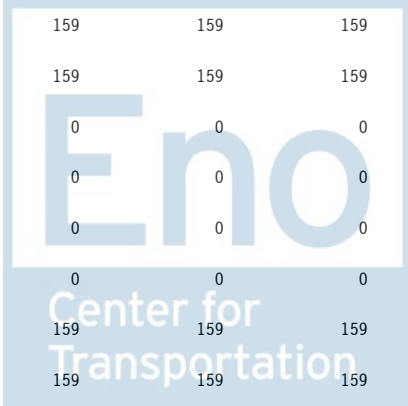
Sorted by FUNC, SFUN, TID, SUB
 (amounts in millions)

		2015	2016	2017	2018	2019	2020	2021	2022	2023	2024	2025
INTERNATIONAL AFFAIRS (150)												
019 0535 0 1 153 AA03 FA FA 03 0 WAR15												
Appropriation												
Pres 16	BA:	261	0	0	0	0	0	0	0	0	0	0
Reest	OP:	0	34									
	OT:	21	34	47	57	47	39	10	3	3	0	0
Mar 15	BA:	261	265	270	276	282	288	295	301	308	314	321
Base	OP:	0	34									
	OT:	21	55	103	162	212	256	271	280	288	295	301
Orig	BA:	261	0	0	0	0	0	0	0	0	0	0
Pres	OP:	0	65									
	OT:	39	65	104	52	0	0	0	0	0	0	0
Reest -	BA:	0	-265	-270	-276	-282	-288	-295	-301	-308	-314	-321
Mar15	OP:	0	0									
	OT:	0	-21	-56	-105	-165	-217	-261	-277	-285	-295	-301
Reest -	BA:	0	0	0	0	0	0	0	0	0	0	0
Orig	OP:	0	-31									
	OT:	-18	-31	-57	5	47	39	10	3	3	0	0
019 0535 0 1 153 AA07 FA FA 03 WAR16												
Appropriation												
Pres 16	BA:	0	135	0	0	0	0	0	0	0	0	0
Reest	OP:	0	0									
	OT:	0	11	18	24	30	24	20	5	1	1	0
Mar 15	BA:	0	0	0	0	0	0	0	0	0	0	0
Base	OP:	0	0									
	OT:	0	0	0	0	0	0	0	0	0	0	0
Orig	BA:	0	135	0	0	0	0	0	0	0	0	0
Pres	OP:	0	0									
	OT:	0	20	34	54	27	0	0	0	0	0	0
Reest -	BA:	0	135	0	0	0	0	0	0	0	0	0
Mar15	OP:	0	0									
	OT:	0	11	18	24	30	24	20	5	1	1	0
Reest -	BA:	0	0	0	0	0	0	0	0	0	0	0
Orig	OP:	0	0									
	OT:	0	-9	-16	-30	3	24	20	5	1	1	0



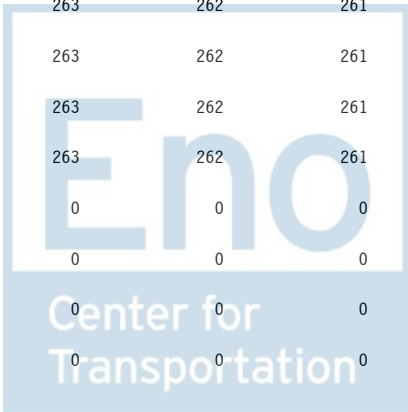
Sorted by FUNC, SFUN, TID, SUB
 (amounts in millions)

		2015	2016	2017	2018	2019	2020	2021	2022	2023	2024	2025
INTERNATIONAL AFFAIRS (150)												
Account Total for Embassy security, construction, and maintenance												
Pres 16	BA:	2,325	2,220	2,127	2,171	2,190	2,213	2,258	2,301	2,348	2,394	2,442
Reest	OP:	1,345	1,351									
	OT:	1,687	1,678	1,985	2,250	2,476	2,517	2,523	2,519	2,549	2,585	2,627
Mar 15	BA:	2,325	2,363	2,409	2,461	2,514	2,568	2,625	2,681	2,740	2,799	2,861
Base	OP:	1,345	1,351									
	OT:	1,687	1,699	2,042	2,353	2,637	2,744	2,804	2,842	2,896	2,952	3,010
Orig	BA:	2,324	2,220	2,127	2,171	2,190	2,213	2,258	2,301	2,348	2,394	2,442
Pres	OP:	1,800	2,234									
	OT:	1,744	1,884	2,207	2,270	2,297	2,308	2,333	2,207	2,246	2,290	2,335
Reest -	BA:	0	-143	-282	-290	-324	-355	-367	-380	-392	-405	-419
Mar15	OP:	0	0									
	OT:	0	-21	-57	-103	-161	-227	-281	-323	-347	-367	-383
Reest -	BA:	1	0	0	0	0	0	0	0	0	0	0
Orig	OP:	-455	-883									
	OT:	-57	-206	-222	-20	179	209	190	312	303	295	292
Payment to Foreign Service retirement and disability fund												
019 0540 0 1 153 AA01 FA FA 10 N												
Appropriation												
Pres 16	BA:	159	159	159	159	159	159	159	159	159	159	159
Reest	OP:	0	0									
	OT:	159	159	159	159	159	159	159	159	159	159	159
Mar 15	BA:	159	159	159	159	159	159	159	159	159	159	159
Base	OP:	0	0									
	OT:	159	159	159	159	159	159	159	159	159	159	159
Orig	BA:	0	0	0	0	0	0	0	0	0	0	0
Pres	OP:	0	0									
	OT:	0	0	0	0	0	0	0	0	0	0	0
Reest -	BA:	0	0	0	0	0	0	0	0	0	0	0
Mar15	OP:	0	0									
	OT:	0	0	0	0	0	0	0	0	0	0	0
Reest -	BA:	159	159	159	159	159	159	159	159	159	159	159
Orig	OP:	0	0									
	OT:	159	159	159	159	159	159	159	159	159	159	159




Sorted by FUNC, SFUN, TID, SUB
 (amounts in millions)

		2015	2016	2017	2018	2019	2020	2021	2022	2023	2024	2025
INTERNATIONAL AFFAIRS (150)												
019 0540 0 1 153 BA01 31 80 10 N												
Federal Fund												
Pres 16	BA:	106	106	106	106	105	105	104	104	103	102	102
Reest	OP:	0	0									
	OT:	106	106	106	106	105	105	104	104	103	102	102
Mar 15	BA:	106	106	106	106	105	105	104	104	103	102	102
Base	OP:	0	0									
	OT:	106	106	106	106	105	105	104	104	103	102	102
Orig	BA:	265	265	265	265	264	264	263	263	262	261	261
Pres	OP:	0	0									
	OT:	265	265	265	265	264	264	263	263	262	261	261
Reest -	BA:	0	0	0	0	0	0	0	0	0	0	0
Mar15	OP:	0	0									
	OT:	0	0	0	0	0	0	0	0	0	0	0
Reest -	BA:	-159	-159	-159	-159	-159	-159	-159	-159	-159	-159	-159
Orig	OP:	0	0									
	OT:	-159	-159	-159	-159	-159	-159	-159	-159	-159	-159	-159
Account Total for Payment to Foreign Service retirement and disability fund												
Pres 16	BA:	265	265	265	265	264	264	263	263	262	261	261
Reest	OP:	0	0									
	OT:	265	265	265	265	264	264	263	263	262	261	261
Mar 15	BA:	265	265	265	265	264	264	263	263	262	261	261
Base	OP:	0	0									
	OT:	265	265	265	265	264	264	263	263	262	261	261
Orig	BA:	265	265	265	265	264	264	263	263	262	261	261
Pres	OP:	0	0									
	OT:	265	265	265	265	264	264	263	263	262	261	261
Reest -	BA:	0	0	0	0	0	0	0	0	0	0	0
Mar15	OP:	0	0									
	OT:	0	0	0	0	0	0	0	0	0	0	0
Reest -	BA:	0	0	0	0	0	0	0	0	0	0	0
Orig	OP:	0	0									
	OT:	0	0	0	0	0	0	0	0	0	0	0




Sorted by FUNC, SFUN, TID, SUB
 (amounts in millions)

		2015	2016	2017	2018	2019	2020	2021	2022	2023	2024	2025
INTERNATIONAL AFFAIRS (150)												
Representation Expenses												
019 0545 0 1 153 AA01 FA FA 03 0												
Appropriation												
Pres 16	BA:	8	8	8	8	8	8	9	9	9	9	9
Reest	OP:	2	1									
	OT:	8	7	8	8	8	8	9	9	9	9	9
Mar 15	BA:	8	8	8	8	9	9	9	9	9	10	10
Base	OP:	2	1									
	OT:	8	7	8	8	9	9	9	9	9	10	10
Orig	BA:	8	8	8	8	8	8	9	9	9	9	9
Pres	OP:	1	1									
	OT:	8	8	8	8	8	8	9	9	9	9	9
Reest -	BA:	0	0	0	0	-1	-1	0	0	0	-1	-1
Mar15	OP:	0	0									
	OT:	0	0	0	0	-1	-1	0	0	0	-1	-1
Reest -	BA:	0	0	0	0	0	0	0	0	0	0	0
Orig	OP:	1	0									
	OT:	0	-1	0	0	0	0	0	0	0	0	0
Repatriation loans program account												
019 0601 0 1 153 AA01 FA FA 03 0 SD												
Appropriation												
Pres 16	BA:	1	1	1	1	1	1	1	1	1	1	1
Reest	OP:	0	0									
	OT:	1	1	1	1	1	1	1	1	1	1	1
Mar 15	BA:	1	1	1	1	1	1	1	1	1	1	1
Base	OP:	0	0									
	OT:	1	1	1	1	1	1	1	1	1	1	1
Orig	BA:	1	1	1	1	1	1	1	1	1	1	1
Pres	OP:	0	0									
	OT:	1	1	1	1	1	1	1	1	1	1	1
Reest -	BA:	0	0	0	0	0	0	0	0	0	0	0
Mar15	OP:	0	0									
	OT:	0	0	0	0	0	0	0	0	0	0	0
Reest -	BA:	0	0	0	0	0	0	0	0	0	0	0
Orig	OP:	0	0									
	OT:	0	0	0	0	0	0	0	0	0	0	0



Sorted by FUNC, SFUN, TID, SUB
 (amounts in millions)

		2015	2016	2017	2018	2019	2020	2021	2022	2023	2024	2025
INTERNATIONAL AFFAIRS (150)												
019 0601 0 1 153 BA03 31 80 10 N RD												
Federal Fund												
Pres 16	BA:	-1	0	0	0	0	0	0	0	0	0	0
Reest	OP:	0	0									
	OT:	-1	0	0	0	0	0	0	0	0	0	0
Mar 15	BA:	-1	0	0	0	0	0	0	0	0	0	0
Base	OP:	0	0									
	OT:	-1	0	0	0	0	0	0	0	0	0	0
Orig	BA:	-1	0	0	0	0	0	0	0	0	0	0
Pres	OP:	0	0									
	OT:	-1	0	0	0	0	0	0	0	0	0	0
Reest -	BA:	0	0	0	0	0	0	0	0	0	0	0
Mar15	OP:	0	0									
	OT:	0	0	0	0	0	0	0	0	0	0	0
Reest -	BA:	0	0	0	0	0	0	0	0	0	0	0
Orig	OP:	0	0									
	OT:	0	0	0	0	0	0	0	0	0	0	0
Account Total for Repatriation loans program account												
Pres 16	BA:	0	1	1	1	1	1	1	1	1	1	1
Reest	OP:	0	0									
	OT:	0	1	1	1	1	1	1	1	1	1	1
Mar 15	BA:	0	1	1	1	1	1	1	1	1	1	1
Base	OP:	0	0									
	OT:	0	1	1	1	1	1	1	1	1	1	1
Orig	BA:	0	1	1	1	1	1	1	1	1	1	1
Pres	OP:	0	0									
	OT:	0	1	1	1	1	1	1	1	1	1	1
Reest -	BA:	0	0	0	0	0	0	0	0	0	0	0
Mar15	OP:	0	0									
	OT:	0	0	0	0	0	0	0	0	0	0	0
Reest -	BA:	0	0	0	0	0	0	0	0	0	0	0
Orig	OP:	0	0									
	OT:	0	0	0	0	0	0	0	0	0	0	0



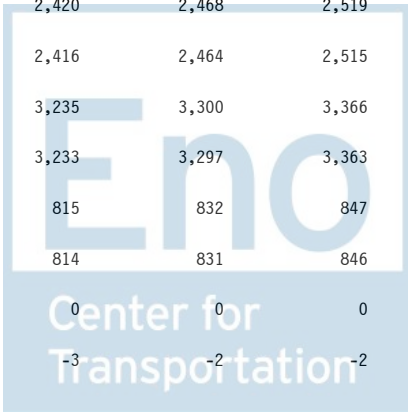
Sorted by FUNC, SFUN, TID, SUB
 (amounts in millions)

		2015	2016	2017	2018	2019	2020	2021	2022	2023	2024	2025
INTERNATIONAL AFFAIRS (150)												
International Organizations and Conferences												
Contributions for international peacekeeping activities												
019 1124 0 1 153 AA01 FA FA 03 0												
Appropriation												
Request is all 2-r (new rate for 2016)												
Pres 16	BA:	1,801	2,930	2,989	3,048	3,079	3,110	3,172	3,235	3,300	3,366	3,433
Reest	OP:	0	90									
	OT:	1,711	2,786	2,984	3,043	3,077	3,108	3,167	3,230	3,295	3,361	3,428
Mar 15	BA:	1,801	1,828	1,860	1,898	1,936	1,976	2,015	2,057	2,098	2,141	2,185
Base	OP:	0	90									
	OT:	1,711	1,827	1,858	1,896	1,934	1,974	2,013	2,055	2,096	2,139	2,183
Orig	BA:	2,119	2,930	2,989	3,048	3,079	3,110	3,172	3,235	3,300	3,366	3,433
Pres	OP:	176	85									
	OT:	2,210	2,898	2,986	3,046	3,078	3,109	3,169	3,233	3,297	3,363	3,431
Reest -	BA:	0	1,102	1,129	1,150	1,143	1,134	1,157	1,178	1,202	1,225	1,248
Mar15	OP:	0	0									
	OT:	0	959	1,126	1,147	1,143	1,134	1,154	1,175	1,199	1,222	1,245
Reest -	BA:	-318	0	0	0	0	0	0	0	0	0	0
Orig	OP:	-176	5									
	OT:	-499	-112	-2	-3	-1	-1	-2	-3	-2	-2	-3



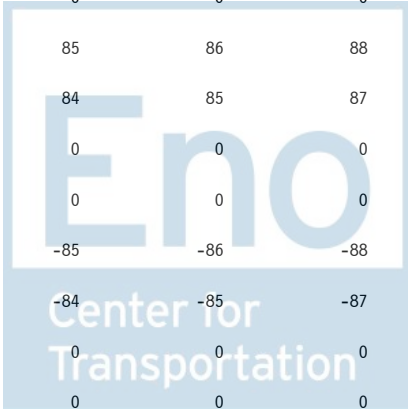
Sorted by FUNC, SFUN, TID, SUB
 (amounts in millions)

		2015	2016	2017	2018	2019	2020	2021	2022	2023	2024	2025
INTERNATIONAL AFFAIRS (150)												
019 1124 0 1 153 AA02 FA FA 03 0												
Appropriation												
Pres 16	BA:	318	0	0	0	0	0	0	0	0	0	0
Reest	OP:	176	80									
	OT:	415	80	0	0	0	0	0	0	0	0	0
Mar 15	BA:	318	323	328	335	342	349	356	363	370	378	386
Base	OP:	176	80									
	OT:	415	322	327	333	340	347	354	361	368	376	384
Orig	BA:	0	0	0	0	0	0	0	0	0	0	0
Pres	OP:	0	0									
	OT:	0	0	0	0	0	0	0	0	0	0	0
Reest -	BA:	0	-323	-328	-335	-342	-349	-356	-363	-370	-378	-386
Mar15	OP:	0	0									
	OT:	0	-242	-327	-333	-340	-347	-354	-361	-368	-376	-384
Reest -	BA:	318	0	0	0	0	0	0	0	0	0	0
Orig	OP:	176	80									
	OT:	415	80	0	0	0	0	0	0	0	0	0
Account Total for Contributions for international peacekeeping activities												
Pres 16	BA:	2,119	2,930	2,989	3,048	3,079	3,110	3,172	3,235	3,300	3,366	3,433
Reest	OP:	176	170									
	OT:	2,126	2,866	2,984	3,043	3,077	3,108	3,167	3,230	3,295	3,361	3,428
Mar 15	BA:	2,119	2,151	2,188	2,233	2,278	2,325	2,371	2,420	2,468	2,519	2,571
Base	OP:	176	170									
	OT:	2,126	2,149	2,185	2,229	2,274	2,321	2,367	2,416	2,464	2,515	2,567
Orig	BA:	2,119	2,930	2,989	3,048	3,079	3,110	3,172	3,235	3,300	3,366	3,433
Pres	OP:	176	85									
	OT:	2,210	2,898	2,986	3,046	3,078	3,109	3,169	3,233	3,297	3,363	3,431
Reest -	BA:	0	779	801	815	801	785	801	815	832	847	862
Mar15	OP:	0	0									
	OT:	0	717	799	814	803	787	800	814	831	846	861
Reest -	BA:	0	0	0	0	0	0	0	0	0	0	0
Orig	OP:	0	85									
	OT:	-84	-32	-2	-3	-1	-1	-2	-3	-2	-2	-3




Sorted by FUNC, SFUN, TID, SUB
 (amounts in millions)

		2015	2016	2017	2018	2019	2020	2021	2022	2023	2024	2025
INTERNATIONAL AFFAIRS (150)												
Contributions to international organizations												
019 1126 0 1 153 AA01 FA FA 03 0												
Appropriation												
Pres 16	BA:	1,399	1,540	1,571	1,602	1,618	1,634	1,667	1,700	1,734	1,769	1,805
Reest	OP:	150	134									
	OT:	1,444	1,559	1,575	1,597	1,608	1,625	1,656	1,689	1,723	1,757	1,793
Mar 15	BA:	1,399	1,420	1,445	1,475	1,504	1,535	1,565	1,598	1,630	1,663	1,697
Base	OP:	150	134									
	OT:	1,444	1,448	1,451	1,470	1,494	1,525	1,555	1,587	1,619	1,652	1,686
Orig	BA:	1,399	1,540	1,571	1,602	1,618	1,634	1,667	1,700	1,734	1,769	1,805
Pres	OP:	250	70									
	OT:	1,579	1,533	1,569	1,601	1,617	1,633	1,666	1,698	1,732	1,768	1,803
Reest -	BA:	0	120	126	127	114	99	102	102	104	106	108
Mar15	OP:	0	0									
	OT:	0	111	124	127	114	100	101	102	104	105	107
Reest -	BA:	0	0	0	0	0	0	0	0	0	0	0
Orig	OP:	-100	64									
	OT:	-135	26	6	-4	-9	-8	-10	-9	-9	-11	-10
019 1126 0 1 153 AA02 FA FA 03 0 WAR15												
Appropriation												
Pres 16	BA:	74	0	0	0	0	0	0	0	0	0	0
Reest	OP:	0	4									
	OT:	68	4	1	0	0	0	0	0	0	0	0
Mar 15	BA:	74	75	76	78	80	81	83	85	86	88	90
Base	OP:	0	4									
	OT:	68	73	76	77	79	81	82	84	85	87	89
Orig	BA:	74	0	0	0	0	0	0	0	0	0	0
Pres	OP:	0	4									
	OT:	70	4	0	0	0	0	0	0	0	0	0
Reest -	BA:	0	-75	-76	-78	-80	-81	-83	-85	-86	-88	-90
Mar15	OP:	0	0									
	OT:	0	-69	-75	-77	-79	-81	-82	-84	-85	-87	-89
Reest -	BA:	0	0	0	0	0	0	0	0	0	0	0
Orig	OP:	0	0									
	OT:	-2	0	1	0	0	0	0	0	0	0	0



Sorted by FUNC, SFUN, TID, SUB
 (amounts in millions)

		2015	2016	2017	2018	2019	2020	2021	2022	2023	2024	2025
INTERNATIONAL AFFAIRS (150)												
Account Total for Contributions to international organizations												
Pres 16	BA:	1,473	1,540	1,571	1,602	1,618	1,634	1,667	1,700	1,734	1,769	1,805
Reest	OP:	150	138									
	OT:	1,512	1,563	1,576	1,597	1,608	1,625	1,656	1,689	1,723	1,757	1,793
Mar 15	BA:	1,473	1,495	1,521	1,553	1,584	1,616	1,648	1,683	1,716	1,751	1,787
Base	OP:	150	138									
	OT:	1,512	1,521	1,527	1,547	1,573	1,606	1,637	1,671	1,704	1,739	1,775
Orig	BA:	1,473	1,540	1,571	1,602	1,618	1,634	1,667	1,700	1,734	1,769	1,805
Pres	OP:	250	74									
	OT:	1,649	1,537	1,569	1,601	1,617	1,633	1,666	1,698	1,732	1,768	1,803
Reest -	BA:	0	45	50	49	34	18	19	17	18	18	18
Mar15	OP:	0	0									
	OT:	0	42	49	50	35	19	19	18	19	18	18
Reest -	BA:	0	0	0	0	0	0	0	0	0	0	0
Orig	OP:	-100	64									
	OT:	-137	26	7	-4	-9	-8	-10	-9	-9	-11	-10
Administration of Foreign Affairs												
Working capital fund												
019 4519 0 4 153 AA02 FA FA 03 N												
Appropriation												
Pres 16	BA:	0	0	0	0	0	0	0	0	0	0	0
Reest	OP:	-350	-250									
	OT:	-350	-250	-150	-100	-50	0	0	0	0	0	0
Mar 15	BA:	0	0	0	0	0	0	0	0	0	0	0
Base	OP:	-350	-250									
	OT:	-350	-250	-150	-100	-50	0	0	0	0	0	0
Orig	BA:	0	0	0	0	0	0	0	0	0	0	0
Pres	OP:	863	1,342									
	OT:	-133	168	156	-24	-12	-12	-25	-25	-26	-27	-27
Reest -	BA:	0	0	0	0	0	0	0	0	0	0	0
Mar15	OP:	0	0									
	OT:	0	0	0	0	0	0	0	0	0	0	0
Reest -	BA:	0	0	0	0	0	0	0	0	0	0	0
Orig	OP:	-1,213	-1,592									
	OT:	-217	-418	-306	-76	-38	12	25	25	26	27	27



Sorted by FUNC, SFUN, TID, SUB
 (amounts in millions)

		2015	2016	2017	2018	2019	2020	2021	2022	2023	2024	2025
INTERNATIONAL AFFAIRS (150)												
Other												
International litigation fund												
019 5177 0 2 153 BA01 31 80 10 N												
Federal Fund												
Pres 16	BA:	1	1	1	1	1	1	1	1	1	1	1
Reest	OP:	0	0									
	OT:	1	1	1	1	1	1	1	1	1	1	1
Mar 15	BA:	1	1	1	1	1	1	1	1	1	1	1
Base	OP:	0	0									
	OT:	1	1	1	1	1	1	1	1	1	1	1
Orig	BA:	1	1	1	1	1	1	1	1	1	1	1
Pres	OP:	2	2									
	OT:	3	3	3	3	3	1	1	1	1	1	1
Reest -	BA:	0	0	0	0	0	0	0	0	0	0	0
Mar15	OP:	0	0									
	OT:	0	0	0	0	0	0	0	0	0	0	0
Reest -	BA:	0	0	0	0	0	0	0	0	0	0	0
Orig	OP:	-2	-2									
	OT:	-2	-2	-2	-2	-2	0	0	0	0	0	0




Sorted by FUNC, SFUN, TID, SUB
 (amounts in millions)

		2015	2016	2017	2018	2019	2020	2021	2022	2023	2024	2025
INTERNATIONAL AFFAIRS (150)												
Administration of Foreign Affairs												
H-1B and L Fraud Prevention and Detection Account												
019 5515 0 2 153 AC02 FA FA 03 CH												
Appropriation - Existing Law Change												
Sec. 7050 CHIMP												
Pres 16	BA:	0	0	0	0	0	0	0	0	0	0	0
Reest	OP:	0	0									
	OT:	0	12	30	25	20	0	0	0	0	0	0
Mar 15	BA:	0	0	0	0	0	0	0	0	0	0	0
Base	OP:	0	0									
	OT:	0	0	0	0	0	0	0	0	0	0	0
Orig	BA:	0	0	0	0	0	0	0	0	0	0	0
Pres	OP:	0	0									
	OT:	0	0	0	0	0	0	0	0	0	0	0
Reest -	BA:	0	0	0	0	0	0	0	0	0	0	0
Mar15	OP:	0	0									
	OT:	0	12	30	25	20	0	0	0	0	0	0
Reest -	BA:	0	0	0	0	0	0	0	0	0	0	0
Orig	OP:	0	0									
	OT:	0	12	30	25	20	0	0	0	0	0	0



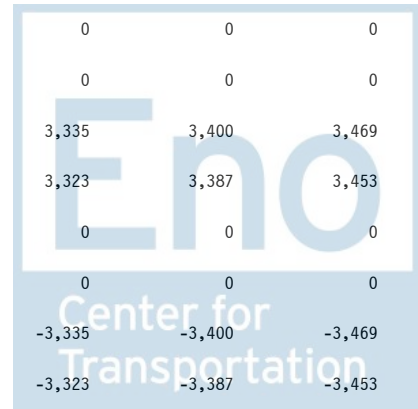
Sorted by FUNC, SFUN, TID, SUB
 (amounts in millions)

		2015	2016	2017	2018	2019	2020	2021	2022	2023	2024	2025
INTERNATIONAL AFFAIRS (150)												
019 5515 0 2 153 BA01 31 80 10 A												
Federal Fund												
Spending from Fees for Visa Fraud Prevention												
Pres 16	BA:	40	40	40	40	40	40	40	40	40	40	40
Reest	OP:	30	34									
	OT:	36	40	40	40	40	40	40	40	40	40	40
Mar 15	BA:	40	40	40	40	40	40	40	40	40	40	40
Base	OP:	30	34									
	OT:	36	40	40	40	40	40	40	40	40	40	40
Orig	BA:	0	0	0	0	0	0	0	0	0	0	0
Pres	OP:	0	0									
	OT:	0	0	0	0	0	0	0	0	0	0	0
Reest -	BA:	0	0	0	0	0	0	0	0	0	0	0
Mar15	OP:	0	0									
	OT:	0	0	0	0	0	0	0	0	0	0	0
Reest -	BA:	40	40	40	40	40	40	40	40	40	40	40
Orig	OP:	30	34									
	OT:	36	40	40	40	40	40	40	40	40	40	40
019 5515 0 2 153 BS01 31 80 10 A												
Sequester												
Pres 16	BA:	-3	0	0	0	0	0	0	0	0	0	0
Reest	OP:	0	0									
	OT:	-3	0	0	0	0	0	0	0	0	0	0
Mar 15	BA:	-3	-3	0	0	0	0	0	0	0	0	0
Base	OP:	0	0									
	OT:	-3	-3	0	0	0	0	0	0	0	0	0
Orig	BA:	0	0	0	0	0	0	0	0	0	0	0
Pres	OP:	0	0									
	OT:	0	0	0	0	0	0	0	0	0	0	0
Reest -	BA:	0	3	0	0	0	0	0	0	0	0	0
Mar15	OP:	0	0									
	OT:	0	3	0	0	0	0	0	0	0	0	0
Reest -	BA:	-3	0	0	0	0	0	0	0	0	0	0
Orig	OP:	0	0									
	OT:	-3	0	0	0	0	0	0	0	0	0	0




Sorted by FUNC, SFUN, TID, SUB
 (amounts in millions)

		2015	2016	2017	2018	2019	2020	2021	2022	2023	2024	2025
INTERNATIONAL AFFAIRS (150)												
Account Total for H-1B and L Fraud Prevention and Detection Account												
Pres 16	BA:	37	40	40	40	40	40	40	40	40	40	40
Reest	OP:	30	34									
	OT:	33	52	70	65	60	40	40	40	40	40	40
Mar 15	BA:	37	37	40	40	40	40	40	40	40	40	40
Base	OP:	30	34									
	OT:	33	37	40	40	40	40	40	40	40	40	40
Orig	BA:	0	0	0	0	0	0	0	0	0	0	0
Pres	OP:	0	0									
	OT:	0	0	0	0	0	0	0	0	0	0	0
Reest -	BA:	0	3	0	0	0	0	0	0	0	0	0
Mar15	OP:	0	0									
	OT:	0	15	30	25	20	0	0	0	0	0	0
Reest -	BA:	37	40	40	40	40	40	40	40	40	40	40
Orig	OP:	30	34									
	OT:	33	52	70	65	60	40	40	40	40	40	40
Consular and Border Security Programs												
019 5713 0 2 153 AA01 FA FA 03												
Appropriation												
Pres 16	BA:	0	0	0	0	0	0	0	0	0	0	0
Reest	OP:	0	0									
	OT:	0	0	0	0	0	0	0	0	0	0	0
Mar 15	BA:	0	0	0	0	0	0	0	0	0	0	0
Base	OP:	0	0									
	OT:	0	0	0	0	0	0	0	0	0	0	0
Orig	BA:	0	3,338	3,081	3,143	3,175	3,206	3,269	3,335	3,400	3,469	3,538
Pres	OP:	0	0									
	OT:	0	2,671	3,132	3,130	3,169	3,199	3,257	3,323	3,387	3,453	3,525
Reest -	BA:	0	0	0	0	0	0	0	0	0	0	0
Mar15	OP:	0	0									
	OT:	0	0	0	0	0	0	0	0	0	0	0
Reest -	BA:	0	-3,338	-3,081	-3,143	-3,175	-3,206	-3,269	-3,335	-3,400	-3,469	-3,538
Orig	OP:	0	0									
	OT:	0	-2,671	-3,132	-3,130	-3,169	-3,199	-3,257	-3,323	-3,387	-3,453	-3,525




Sorted by FUNC, SFUN, TID, SUB
 (amounts in millions)

		2015	2016	2017	2018	2019	2020	2021	2022	2023	2024	2025
INTERNATIONAL AFFAIRS (150)												
019 5713 0 2 153 AA02 FA FA 03												
Appropriation												
Pres 16	BA:	0	0	0	0	0	0	0	0	0	0	0
Reest	OP:	0	0									
	OT:	0	0	0	0	0	0	0	0	0	0	0
Mar 15	BA:	0	0	0	0	0	0	0	0	0	0	0
Base	OP:	0	0									
	OT:	0	0	0	0	0	0	0	0	0	0	0
Orig	BA:	0	-3,338	-3,081	-3,143	-3,175	-3,206	-3,269	-3,335	-3,400	-3,469	-3,538
Pres	OP:	0	0									
	OT:	0	-3,338	-3,081	-3,143	-3,175	-3,206	-3,269	-3,335	-3,400	-3,469	-3,538
Reest -	BA:	0	0	0	0	0	0	0	0	0	0	0
Mar15	OP:	0	0									
	OT:	0	0	0	0	0	0	0	0	0	0	0
Reest -	BA:	0	3,338	3,081	3,143	3,175	3,206	3,269	3,335	3,400	3,469	3,538
Orig	OP:	0	0									
	OT:	0	3,338	3,081	3,143	3,175	3,206	3,269	3,335	3,400	3,469	3,538
019 5713 0 2 153 AC01 FA FA 03												
Appropriation - Existing Law Change												
Additional spending sec. 7049(c)												
Pres 16	BA:	0	0	0	0	0	0	0	0	0	0	0
Reest	OP:	0	0									
	OT:	0	89	25	25	25	25	25	25	25	25	25
Mar 15	BA:	0	0	0	0	0	0	0	0	0	0	0
Base	OP:	0	0									
	OT:	0	0	0	0	0	0	0	0	0	0	0
Orig	BA:	0	0	0	0	0	0	0	0	0	0	0
Pres	OP:	0	0									
	OT:	0	0	0	0	0	0	0	0	0	0	0
Reest -	BA:	0	0	0	0	0	0	0	0	0	0	0
Mar15	OP:	0	0									
	OT:	0	89	25	25	25	25	25	25	25	25	25
Reest -	BA:	0	0	0	0	0	0	0	0	0	0	0
Orig	OP:	0	0									
	OT:	0	89	25	25	25	25	25	25	25	25	25



Sorted by FUNC, SFUN, TID, SUB
 (amounts in millions)

		2015	2016	2017	2018	2019	2020	2021	2022	2023	2024	2025
INTERNATIONAL AFFAIRS (150)												
Account Total for Consular and Border Security Programs												
Pres 16	BA:	0	0	0	0	0	0	0	0	0	0	0
Reest	OP:	0	0									
	OT:	0	89	25	25	25	25	25	25	25	25	25
Mar 15	BA:	0	0	0	0	0	0	0	0	0	0	0
Base	OP:	0	0									
	OT:	0	0	0	0	0	0	0	0	0	0	0
Orig	BA:	0	0	0	0	0	0	0	0	0	0	0
Pres	OP:	0	0									
	OT:	0	-667	51	-13	-6	-7	-12	-12	-13	-16	-13
Reest -	BA:	0	0	0	0	0	0	0	0	0	0	0
Mar15	OP:	0	0									
	OT:	0	89	25	25	25	25	25	25	25	25	25
Reest -	BA:	0	0	0	0	0	0	0	0	0	0	0
Orig	OP:	0	0									
	OT:	0	756	-26	38	31	32	37	37	38	41	38
Miscellaneous trust funds												
019 9971 0 7 153 BB01 31 80 10 N												
Trust Fund												
Pres 16	BA:	3	3	3	3	3	3	3	3	3	3	3
Reest	OP:	0	0									
	OT:	5	5	5	5	5	5	5	5	5	5	5
Mar 15	BA:	3	3	3	3	3	3	3	3	3	3	3
Base	OP:	0	0									
	OT:	5	5	5	5	5	5	5	5	5	5	5
Orig	BA:	10	10	3	3	3	3	3	3	3	3	3
Pres	OP:	12	4									
	OT:	13	5	5	5	5	5	5	5	5	5	0
Reest -	BA:	0	0	0	0	0	0	0	0	0	0	0
Mar15	OP:	0	0									
	OT:	0	0	0	0	0	0	0	0	0	0	0
Reest -	BA:	-7	-7	0	0	0	0	0	0	0	0	0
Orig	OP:	-12	-4									
	OT:	-8	0	0	0	0	0	0	0	0	0	5



Sorted by FUNC, SFUN, TID, SUB
 (amounts in millions)

		2015	2016	2017	2018	2019	2020	2021	2022	2023	2024	2025
INTERNATIONAL AFFAIRS (150)												
Department of State												
International Center federal payment												
019 9990 8 1 153 CB01 XX XX 20 N												
Offsetting Receipts												
Pres 16	BA:	-6	-6	-7	-7	-7	-7	-7	-7	-7	-7	-7
Reest	OP:	0	0									
	OT:	-6	-6	-7	-7	-7	-7	-7	-7	-7	-7	-7
Mar 15	BA:	-6	-6	-7	-7	-7	-7	-7	-7	-7	-7	-7
Base	OP:	0	0									
	OT:	-6	-6	-7	-7	-7	-7	-7	-7	-7	-7	-7
Orig	BA:	-6	-6	-7	-7	-7	-7	-7	-7	-7	-7	-7
Pres	OP:	0	0									
	OT:	-6	-6	-7	-7	-7	-7	-7	-7	-7	-7	-7
Reest -	BA:	0	0	0	0	0	0	0	0	0	0	0
Mar15	OP:	0	0									
	OT:	0	0	0	0	0	0	0	0	0	0	0
Reest -	BA:	0	0	0	0	0	0	0	0	0	0	0
Orig	OP:	0	0									
	OT:	0	0	0	0	0	0	0	0	0	0	0



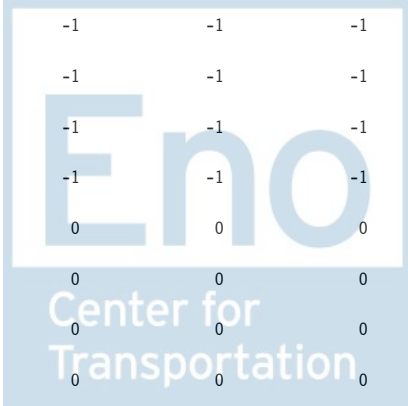
Sorted by FUNC, SFUN, TID, SUB
 (amounts in millions)

		2015	2016	2017	2018	2019	2020	2021	2022	2023	2024	2025
INTERNATIONAL AFFAIRS (150)												
Payment to Foreign Service Retirement Fund												
019 9990 8 7 153 CB01 XX XX 10 N												
Offsetting Receipts												
Pres 16	BA:	-106	-106	-106	-106	-105	-105	-104	-104	-103	-102	-102
Reest	OP:	0	0									
	OT:	-106	-106	-106	-106	-105	-105	-104	-104	-103	-102	-102
Mar 15	BA:	-106	-106	-106	-106	-105	-105	-104	-104	-103	-102	-102
Base	OP:	0	0									
	OT:	-106	-106	-106	-106	-105	-105	-104	-104	-103	-102	-102
Orig	BA:	-265	-265	-265	-265	-264	-264	-263	-263	-262	-261	-261
Pres	OP:	0	0									
	OT:	-265	-265	-265	-265	-264	-264	-263	-263	-262	-261	-261
Reest -	BA:	0	0	0	0	0	0	0	0	0	0	0
Mar15	OP:	0	0									
	OT:	0	0	0	0	0	0	0	0	0	0	0
Reest -	BA:	159	159	159	159	159	159	159	159	159	159	159
Orig	OP:	0	0									
	OT:	159	159	159	159	159	159	159	159	159	159	159
019 9990 8 7 153 CB02 XX XX 10 N												
Offsetting Receipts												
Pres 16	BA:	-159	-159	-159	-159	-159	-159	-159	-159	-159	-159	-159
Reest	OP:	0	0									
	OT:	-159	-159	-159	-159	-159	-159	-159	-159	-159	-159	-159
Mar 15	BA:	-159	-159	-159	-159	-159	-159	-159	-159	-159	-159	-159
Base	OP:	0	0									
	OT:	-159	-159	-159	-159	-159	-159	-159	-159	-159	-159	-159
Orig	BA:	0	0	0	0	0	0	0	0	0	0	0
Pres	OP:	0	0									
	OT:	0	0	0	0	0	0	0	0	0	0	0
Reest -	BA:	0	0	0	0	0	0	0	0	0	0	0
Mar15	OP:	0	0									
	OT:	0	0	0	0	0	0	0	0	0	0	0
Reest -	BA:	-159	-159	-159	-159	-159	-159	-159	-159	-159	-159	-159
Orig	OP:	0	0									
	OT:	-159	-159	-159	-159	-159	-159	-159	-159	-159	-159	-159



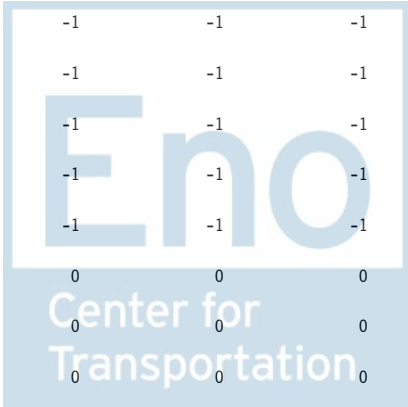
Sorted by FUNC, SFUN, TID, SUB
 (amounts in millions)

		2015	2016	2017	2018	2019	2020	2021	2022	2023	2024	2025
INTERNATIONAL AFFAIRS (150)												
Account Total for Payment to Foreign Service Retirement Fund												
Pres 16	BA:	-265	-265	-265	-265	-264	-264	-263	-263	-262	-261	-261
Reest	OP:	0	0									
	OT:	-265	-265	-265	-265	-264	-264	-263	-263	-262	-261	-261
Mar 15	BA:	-265	-265	-265	-265	-264	-264	-263	-263	-262	-261	-261
Base	OP:	0	0									
	OT:	-265	-265	-265	-265	-264	-264	-263	-263	-262	-261	-261
Orig	BA:	-265	-265	-265	-265	-264	-264	-263	-263	-262	-261	-261
Pres	OP:	0	0									
	OT:	-265	-265	-265	-265	-264	-264	-263	-263	-262	-261	-261
Reest -	BA:	0	0	0	0	0	0	0	0	0	0	0
Mar15	OP:	0	0									
	OT:	0	0	0	0	0	0	0	0	0	0	0
Reest -	BA:	0	0	0	0	0	0	0	0	0	0	0
Orig	OP:	0	0									
	OT:	0	0	0	0	0	0	0	0	0	0	0
International litigation fund												
019 9992 8 2 153 CB01 XX XX 20 N												
Offsetting Receipts												
Pres 16	BA:	-1	-1	-1	-1	-1	-1	-1	-1	-1	-1	-1
Reest	OP:	0	0									
	OT:	-1	-1	-1	-1	-1	-1	-1	-1	-1	-1	-1
Mar 15	BA:	-1	-1	-1	-1	-1	-1	-1	-1	-1	-1	-1
Base	OP:	0	0									
	OT:	-1	-1	-1	-1	-1	-1	-1	-1	-1	-1	-1
Orig	BA:	-1	-1	-1	-1	-1	-1	-1	-1	-1	-1	-1
Pres	OP:	0	0									
	OT:	-1	-1	-1	-1	-1	-1	-1	-1	-1	-1	-1
Reest -	BA:	0	0	0	0	0	0	0	0	0	0	0
Mar15	OP:	0	0									
	OT:	0	0	0	0	0	0	0	0	0	0	0
Reest -	BA:	0	0	0	0	0	0	0	0	0	0	0
Orig	OP:	0	0									
	OT:	0	0	0	0	0	0	0	0	0	0	0



Sorted by FUNC, SFUN, TID, SUB
 (amounts in millions)

		2015	2016	2017	2018	2019	2020	2021	2022	2023	2024	2025
INTERNATIONAL AFFAIRS (150)												
State Department Gift Fund												
019 9992 8 7 153 CB01 XX XX 20 N												
Offsetting Receipts												
Pres 16	BA:	-4	-4	-4	-4	-4	-4	-4	-4	-4	-4	-4
Reest	OP:	0	0									
	OT:	-4	-4	-4	-4	-4	-4	-4	-4	-4	-4	-4
Mar 15	BA:	-4	-4	-4	-4	-4	-4	-4	-4	-4	-4	-4
Base	OP:	0	0									
	OT:	-4	-4	-4	-4	-4	-4	-4	-4	-4	-4	-4
Orig	BA:	-4	-4	-4	-4	-4	-4	-4	-4	-4	-4	-4
Pres	OP:	0	0									
	OT:	-4	-4	-4	-4	-4	-4	-4	-4	-4	-4	-4
Reest -	BA:	0	0	0	0	0	0	0	0	0	0	0
Mar15	OP:	0	0									
	OT:	0	0	0	0	0	0	0	0	0	0	0
Reest -	BA:	0	0	0	0	0	0	0	0	0	0	0
Orig	OP:	0	0									
	OT:	0	0	0	0	0	0	0	0	0	0	0
Contributions, Educational and Cultural Exchange, USIA												
019 9993 8 7 153 CB01 XX XX 20 N												
Offsetting Receipts												
Pres 16	BA:	-1	-1	-1	-1	-1	-1	-1	-1	-1	-1	-1
Reest	OP:	0	0									
	OT:	-1	-1	-1	-1	-1	-1	-1	-1	-1	-1	-1
Mar 15	BA:	-1	-1	-1	-1	-1	-1	-1	-1	-1	-1	-1
Base	OP:	0	0									
	OT:	-1	-1	-1	-1	-1	-1	-1	-1	-1	-1	-1
Orig	BA:	-1	-1	-1	-1	-1	-1	-1	-1	-1	-1	-1
Pres	OP:	0	0									
	OT:	-1	-1	-1	-1	-1	-1	-1	-1	-1	-1	-1
Reest -	BA:	0	0	0	0	0	0	0	0	0	0	0
Mar15	OP:	0	0									
	OT:	0	0	0	0	0	0	0	0	0	0	0
Reest -	BA:	0	0	0	0	0	0	0	0	0	0	0
Orig	OP:	0	0									
	OT:	0	0	0	0	0	0	0	0	0	0	0



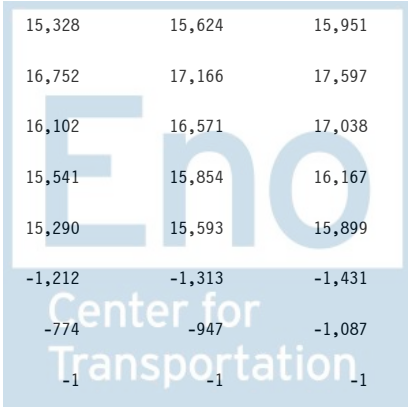
Sorted by FUNC, SFUN, TID, SUB
 (amounts in millions)

	2015	2016	2017	2018	2019	2020	2021	2022	2023	2024	2025
INTERNATIONAL AFFAIRS (150)											
International Trade Commission											
International Trade Commission											
Salaries and expenses											
034 0100 0 1 153 AA01 CJ CJ 03 0											
Appropriation											
Pres 16 BA:	85	132	135	137	139	140	143	146	149	152	155
Reest OP:	9	7									
OT:	86	126	132	135	137	138	140	143	146	149	152
Mar 15 BA:	85	88	90	94	97	100	104	108	111	115	119
Base OP:	9	7									
OT:	86	86	88	92	95	98	102	106	109	113	117
Orig BA:	85	132	135	137	139	140	143	146	149	152	155
Pres OP:	8	5									
OT:	88	129	135	137	139	140	142	146	149	152	155
Reest - BA:	0	44	45	43	42	40	39	38	38	37	36
Mar15 OP:	0	0									
OT:	0	40	44	43	42	40	38	37	37	36	35
Reest - BA:	0	0	0	0	0	0	0	0	0	0	0
Orig OP:	1	2									
OT:	-2	-3	-3	-2	-2	-2	-2	-3	-3	-3	-3



Sorted by FUNC, SFUN, TID, SUB
 (amounts in millions)

		2015	2016	2017	2018	2019	2020	2021	2022	2023	2024	2025
INTERNATIONAL AFFAIRS (150)												
United States Institute of Peace												
United States Institute of Peace												
United States Institute of Peace												
458 1300 0 1 153 AA01 FA FA 03 0												
Appropriation												
Pres 16	BA:	35	37	38	38	39	39	40	41	43	44	44
Reest	OP:	1	1									
	OT:	35	37	38	38	39	39	40	41	43	44	44
Mar 15	BA:	35	36	36	37	38	39	40	41	42	43	44
Base	OP:	1	1									
	OT:	35	36	36	37	38	39	40	41	42	43	44
Orig	BA:	35	37	38	38	39	39	40	41	43	44	44
Pres	OP:	12	10									
	OT:	48	48	43	43	42	42	43	44	46	47	47
Reest -	BA:	0	1	2	1	1	0	0	0	1	1	0
Mar15	OP:	0	0									
	OT:	0	1	2	1	1	0	0	0	1	1	0
Reest -	BA:	0	0	0	0	0	0	0	0	0	0	0
Orig	OP:	-11	-9									
	OT:	-13	-11	-5	-5	-3	-3	-3	-3	-3	-3	-3
Subfunction Total for 153 Conduct of foreign affairs (153)												
Pres 16	BA:	14,194	15,779	14,362	14,645	14,789	14,938	15,238	15,540	15,853	16,166	16,489
Reest	OP:	6,010	5,635									
	OT:	13,326	13,759	13,972	14,076	14,427	14,803	15,069	15,328	15,624	15,951	16,262
Mar 15	BA:	14,194	14,476	14,800	15,174	15,553	15,944	16,341	16,752	17,166	17,597	18,036
Base	OP:	6,010	5,635									
	OT:	13,326	13,090	13,386	13,769	14,424	15,118	15,645	16,102	16,571	17,038	17,485
Orig	BA:	14,203	15,786	14,363	14,646	14,790	14,939	15,239	15,541	15,854	16,167	16,490
Pres	OP:	8,894	8,967									
	OT:	14,500	14,966	15,799	15,103	15,124	14,960	15,177	15,290	15,593	15,899	16,214
Reest -	BA:	0	1,303	-438	-529	-764	-1,006	-1,103	-1,212	-1,313	-1,431	-1,547
Mar15	OP:	0	0									
	OT:	0	669	586	307	3	-315	-576	-774	-947	-1,087	-1,223
Reest -	BA:	-9	-7	-1	-1	-1	-1	-1	-1	-1	-1	-1
Orig	OP:	-2,884	-3,332									
	OT:	-1,174	-1,207	-1,827	-1,027	-697	-157	-108	38	31	52	48




Sorted by FUNC, SFUN, TID, SUB
 (amounts in millions)

		2015	2016	2017	2018	2019	2020	2021	2022	2023	2024	2025
INTERNATIONAL AFFAIRS (150)												
Foreign information and exchange activities (154)												
Legislative Branch												
Legislative Branch Boards and Commissions												
Open World Leadership Center Trust Fund												
009 0145 0 1 154 AA01 LB LB 03												
Appropriation												
Pres 16	BA:	0	0	0	0	0	0	0	0	0	0	0
Reest	OP:	0	0									
	OT:	0	0	0	0	0	0	0	0	0	0	0
Mar 15	BA:	0	0	0	0	0	0	0	0	0	0	0
Base	OP:	0	0									
	OT:	0	0	0	0	0	0	0	0	0	0	0
Orig	BA:	6	8	8	8	8	8	9	9	9	9	9
Pres	OP:	0	0									
	OT:	6	8	8	8	8	8	9	9	9	9	9
Reest -	BA:	0	0	0	0	0	0	0	0	0	0	0
Mar15	OP:	0	0									
	OT:	0	0	0	0	0	0	0	0	0	0	0
Reest -	BA:	-6	-8	-8	-8	-8	-8	-9	-9	-9	-9	-9
Orig	OP:	0	0									
	OT:	-6	-8	-8	-8	-8	-8	-9	-9	-9	-9	-9




Sorted by FUNC, SFUN, TID, SUB
 (amounts in millions)

		2015	2016	2017	2018	2019	2020	2021	2022	2023	2024	2025
INTERNATIONAL AFFAIRS (150)												
Open World Leadership Center trust fund												
009 8148 0 7 154 AA01 LB LB 03 0												
Appropriation												
Pres 16	BA:	6	8	8	8	8	8	9	9	9	9	9
Reest	OP:	0	0									
	OT:	6	8	8	8	8	8	9	9	9	9	9
Mar 15	BA:	6	6	6	6	7	7	7	7	7	7	8
Base	OP:	0	0									
	OT:	6	6	6	6	7	7	7	7	7	7	8
Orig	BA:	6	8	8	8	8	8	9	9	9	9	9
Pres	OP:	5	2									
	OT:	10	8	8	8	8	8	9	9	9	9	9
Reest -	BA:	0	2	2	2	1	1	2	2	2	2	1
Mar15	OP:	0	0									
	OT:	0	2	2	2	1	1	2	2	2	2	1
Reest -	BA:	0	0	0	0	0	0	0	0	0	0	0
Orig	OP:	-5	-2									
	OT:	-4	0	0	0	0	0	0	0	0	0	0
009 8148 0 7 154 CB01 XX XX 10												
Offsetting Receipts												
Pres 16	BA:	0	0	0	0	0	0	0	0	0	0	0
Reest	OP:	0	0									
	OT:	0	0	0	0	0	0	0	0	0	0	0
Mar 15	BA:	0	0	0	0	0	0	0	0	0	0	0
Base	OP:	0	0									
	OT:	0	0	0	0	0	0	0	0	0	0	0
Orig	BA:	0	0	-1	-1	-1	-1	-1	-1	-1	-1	-1
Pres	OP:	0	0									
	OT:	0	0	-1	-1	-1	-1	-1	-1	-1	-1	-1
Reest -	BA:	0	0	0	0	0	0	0	0	0	0	0
Mar15	OP:	0	0									
	OT:	0	0	0	0	0	0	0	0	0	0	0
Reest -	BA:	0	0	1	1	1	1	1	1	1	1	1
Orig	OP:	0	0									
	OT:	0	0	1	1	1	1	1	1	1	1	1



Sorted by FUNC, SFUN, TID, SUB
 (amounts in millions)

		2015	2016	2017	2018	2019	2020	2021	2022	2023	2024	2025
INTERNATIONAL AFFAIRS (150)												
Account Total for Open World Leadership Center trust fund												
Pres 16	BA:	6	8	8	8	8	8	9	9	9	9	9
Reest	OP:	0	0									
	OT:	6	8	8	8	8	8	9	9	9	9	9
Mar 15	BA:	6	6	6	6	7	7	7	7	7	7	8
Base	OP:	0	0									
	OT:	6	6	6	6	7	7	7	7	7	7	8
Orig	BA:	6	8	7	7	7	7	8	8	8	8	8
Pres	OP:	5	2									
	OT:	10	8	7	7	7	7	8	8	8	8	8
Reest -	BA:	0	2	2	2	1	1	2	2	2	2	1
Mar15	OP:	0	0									
	OT:	0	2	2	2	1	1	2	2	2	2	1
Reest -	BA:	0	0	1	1	1	1	1	1	1	1	1
Orig	OP:	-5	-2									
	OT:	-4	0	1	1	1	1	1	1	1	1	1
Payment from the general fund, Russian Leadership Development Center												
009 9990 8 7 154 CB01 LB LB 03												
Offsetting Receipts												
Pres 16	BA:	0	0	0	0	0	0	0	0	0	0	0
Reest	OP:	0	0									
	OT:	0	0	0	0	0	0	0	0	0	0	0
Mar 15	BA:	0	0	0	0	0	0	0	0	0	0	0
Base	OP:	0	0									
	OT:	0	0	0	0	0	0	0	0	0	0	0
Orig	BA:	-6	-8	-8	-8	-8	-8	-9	-9	-9	-9	-9
Pres	OP:	0	0									
	OT:	-6	-8	-8	-8	-8	-8	-9	-9	-9	-9	-9
Reest -	BA:	0	0	0	0	0	0	0	0	0	0	0
Mar15	OP:	0	0									
	OT:	0	0	0	0	0	0	0	0	0	0	0
Reest -	BA:	6	8	8	8	8	8	9	9	9	9	9
Orig	OP:	0	0									
	OT:	6	8	8	8	8	8	9	9	9	9	9



Sorted by FUNC, SFUN, TID, SUB
 (amounts in millions)

	2015	2016	2017	2018	2019	2020	2021	2022	2023	2024	2025
INTERNATIONAL AFFAIRS (150)											
Department of State											
Other											
East-West Center											
019 0202 0 1 154 AA01 FA FA 03 0											
Appropriation											
Pres 16 BA:	17	11	11	11	12	12	12	12	12	13	13
Reest OP:	1	1									
OT:	17	12	11	11	12	12	12	12	12	13	13
Mar 15 BA:	17	17	18	18	18	19	19	19	20	20	21
Base OP:	1	1									
OT:	17	17	18	18	18	19	19	19	20	20	21
Orig BA:	17	11	11	11	12	12	12	12	12	13	13
Pres OP:	0	0									
OT:	17	11	11	11	12	12	12	12	12	13	13
Reest - BA:	0	-6	-7	-7	-6	-7	-7	-7	-8	-7	-8
Mar15 OP:	0	0									
OT:	0	-5	-7	-7	-6	-7	-7	-7	-8	-7	-8
Reest - BA:	0	0	0	0	0	0	0	0	0	0	0
Orig OP:	1	1									
OT:	0	1	0	0	0	0	0	0	0	0	0



Sorted by FUNC, SFUN, TID, SUB
 (amounts in millions)

		2015	2016	2017	2018	2019	2020	2021	2022	2023	2024	2025
INTERNATIONAL AFFAIRS (150)												
Administration of Foreign Affairs												
Educational and cultural exchange programs												
019 0209 0 1 154 AA01 FA FA 03 0												
Appropriation												
Pres 16	BA:	590	623	635	648	655	661	674	688	702	716	730
Reest	OP:	355	348									
	OT:	650	660	675	672	649	656	666	679	692	706	720
Mar 15	BA:	590	600	612	626	640	654	669	684	699	715	731
Base	OP:	355	348									
	OT:	650	648	655	651	630	644	659	674	689	704	720
Orig	BA:	590	623	635	648	655	661	674	688	702	716	730
Pres	OP:	388	492									
	OT:	683	804	626	640	651	657	667	680	694	708	722
Reest -	BA:	0	23	23	22	15	7	5	4	3	1	-1
Mar15	OP:	0	0									
	OT:	0	12	20	21	19	12	7	5	3	2	0
Reest -	BA:	0	0	0	0	0	0	0	0	0	0	0
Orig	OP:	-33	-144									
	OT:	-33	-144	49	32	-2	-1	-1	-1	-2	-2	-2



Sorted by FUNC, SFUN, TID, SUB
 (amounts in millions)

		2015	2016	2017	2018	2019	2020	2021	2022	2023	2024	2025
INTERNATIONAL AFFAIRS (150)												
Other												
National Endowment for Democracy												
019 0210 0 1 154 AA01 FA FA 03 0												
Appropriation												
Pres 16	BA:	135	103	105	107	108	109	112	114	116	118	121
Reest	OP:	69	78									
	OT:	123	119	117	106	107	108	110	113	115	117	119
Mar 15	BA:	135	137	139	142	145	148	151	154	157	161	164
Base	OP:	69	78									
	OT:	123	133	148	140	143	146	149	152	155	158	162
Orig	BA:	135	103	105	107	108	109	112	114	116	118	121
Pres	OP:	87	42									
	OT:	180	113	104	107	108	108	111	114	115	117	120
Reest -	BA:	0	-34	-34	-35	-37	-39	-39	-40	-41	-43	-43
Mar15	OP:	0	0									
	OT:	0	-14	-31	-34	-36	-38	-39	-39	-40	-41	-43
Reest -	BA:	0	0	0	0	0	0	0	0	0	0	0
Orig	OP:	-18	36									
	OT:	-57	6	13	-1	-1	0	-1	-1	0	0	-1



Sorted by FUNC, SFUN, TID, SUB
 (amounts in millions)

		2015	2016	2017	2018	2019	2020	2021	2022	2023	2024	2025
INTERNATIONAL AFFAIRS (150)												
Payment to the Asia Foundation												
019 0525 0 1 154 AA01 FA FA 03 0												
Appropriation												
Pres 16	BA:	17	12	12	12	13	13	13	13	14	14	14
Reest	OP:	6	3									
	OT:	21	14	12	12	13	13	13	13	14	14	14
Mar 15	BA:	17	17	18	18	18	19	19	19	20	20	21
Base	OP:	6	3									
	OT:	21	18	18	18	18	19	19	19	20	20	21
Orig	BA:	17	12	12	12	13	13	13	13	14	14	14
Pres	OP:	7	0									
	OT:	24	12	12	12	13	13	13	13	14	14	14
Reest -	BA:	0	-5	-6	-6	-5	-6	-6	-6	-6	-6	-7
Mar15	OP:	0	0									
	OT:	0	-4	-6	-6	-5	-6	-6	-6	-6	-6	-7
Reest -	BA:	0	0	0	0	0	0	0	0	0	0	0
Orig	OP:	-1	3									
	OT:	-3	2	0	0	0	0	0	0	0	0	0



Sorted by FUNC, SFUN, TID, SUB
 (amounts in millions)

		2015	2016	2017	2018	2019	2020	2021	2022	2023	2024	2025
INTERNATIONAL AFFAIRS (150)												
Japan-United States Friendship Commission												
Japan-United States Friendship Commission												
Japan-United States Friendship Trust Fund												
382 8025 0 7 154 BB01 31 80 10 N												
Trust Fund												
Pres 16	BA:	3	3	3	3	2	2	2	2	2	2	2
Reest	OP:	0	0									
	OT:	3	3	3	3	2	2	2	2	2	2	2
Mar 15	BA:	3	3	3	3	2	2	2	2	2	2	2
Base	OP:	0	0									
	OT:	3	3	3	3	2	2	2	2	2	2	2
Orig	BA:	3	3	3	3	2	2	2	2	2	2	2
Pres	OP:	0	0									
	OT:	3	3	3	3	2	2	2	2	2	2	0
Reest -	BA:	0	0	0	0	0	0	0	0	0	0	0
Mar15	OP:	0	0									
	OT:	0	0	0	0	0	0	0	0	0	0	0
Reest -	BA:	0	0	0	0	0	0	0	0	0	0	0
Orig	OP:	0	0									
	OT:	0	0	0	0	0	0	0	0	0	0	2




Sorted by FUNC, SFUN, TID, SUB
 (amounts in millions)

	2015	2016	2017	2018	2019	2020	2021	2022	2023	2024	2025
INTERNATIONAL AFFAIRS (150)											
Broadcasting Board of Governors											
Broadcasting Board of Governors											
Broadcasting Capital Improvements											
514 0204 0 1 154 AA01 FA FA 03 0											
Appropriation											
Pres 16 BA:	5	10	10	10	11	11	11	11	11	11	12
Reest OP:	9	7									
OT:	11	10	8	10	10	11	11	11	11	11	11
Mar 15 BA:	5	5	5	5	5	5	6	6	6	6	6
Base OP:	9	7									
OT:	11	9	5	5	5	5	5	6	6	6	6
Orig BA:	5	10	10	10	11	11	11	11	11	11	12
Pres OP:	9	4									
OT:	11	7	8	10	10	10	11	11	11	11	12
Reest - BA:	0	5	5	5	6	6	5	5	5	5	6
Mar15 OP:	0	0									
OT:	0	1	3	5	5	6	6	5	5	5	5
Reest - BA:	0	0	0	0	0	0	0	0	0	0	0
Orig OP:	0	3									
OT:	0	3	0	0	0	1	0	0	0	0	-1



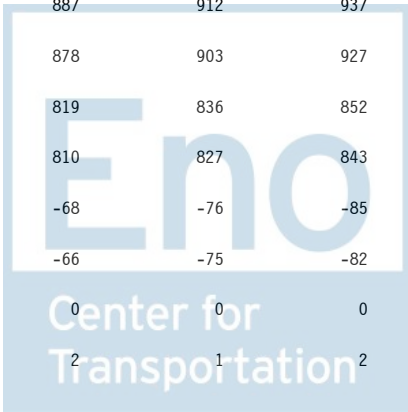
Sorted by FUNC, SFUN, TID, SUB
 (amounts in millions)

		2015	2016	2017	2018	2019	2020	2021	2022	2023	2024	2025
INTERNATIONAL AFFAIRS (150)												
International Broadcasting Operations												
514 0206 0 1 154 AA01 FA FA 03 0												
Appropriation												
Pres 16	BA:	727	741	757	773	781	788	803	819	836	852	869
Reest	OP:	116	114									
	OT:	712	722	750	766	775	783	796	812	828	845	861
Mar 15	BA:	727	743	762	783	805	828	851	874	898	923	948
Base	OP:	116	114									
	OT:	712	723	754	775	797	819	842	865	889	913	938
Orig	BA:	727	741	757	773	781	788	803	819	836	852	869
Pres	OP:	122	116									
	OT:	729	734	749	765	773	781	795	810	827	843	860
Reest -	BA:	0	-2	-5	-10	-24	-40	-48	-55	-62	-71	-79
Mar15	OP:	0	0									
	OT:	0	-1	-4	-9	-22	-36	-46	-53	-61	-68	-77
Reest -	BA:	0	0	0	0	0	0	0	0	0	0	0
Orig	OP:	-6	-2									
	OT:	-17	-12	1	1	2	2	1	2	1	2	1
514 0206 0 1 154 AA02 FA FA 03												
Appropriation												
Pres 16	BA:	0	0	0	0	0	0	0	0	0	0	0
Reest	OP:	0	0									
	OT:	0	0	0	0	0	0	0	0	0	0	0
Mar 15	BA:	0	0	0	0	0	0	0	0	0	0	0
Base	OP:	0	0									
	OT:	0	0	0	0	0	0	0	0	0	0	0
Orig	BA:	11	0	0	0	0	0	0	0	0	0	0
Pres	OP:	0	2									
	OT:	9	2	0	0	0	0	0	0	0	0	0
Reest -	BA:	0	0	0	0	0	0	0	0	0	0	0
Mar15	OP:	0	0									
	OT:	0	0	0	0	0	0	0	0	0	0	0
Reest -	BA:	-11	0	0	0	0	0	0	0	0	0	0
Orig	OP:	0	-2									
	OT:	-9	-2	0	0	0	0	0	0	0	0	0



Sorted by FUNC, SFUN, TID, SUB
 (amounts in millions)

		2015	2016	2017	2018	2019	2020	2021	2022	2023	2024	2025
INTERNATIONAL AFFAIRS (150)												
514 0206 0 1 154 AB01 FA FA 03 0 WAR15												
Appropriation - Amendment												
Pres 16	BA:	11	0	0	0	0	0	0	0	0	0	0
Reest	OP:	0	2									
	OT:	9	2	0	0	0	0	0	0	0	0	0
Mar 15	BA:	11	11	12	12	12	13	13	13	14	14	14
Base	OP:	0	2									
	OT:	9	11	12	12	12	13	13	13	14	14	14
Orig	BA:	0	0	0	0	0	0	0	0	0	0	0
Pres	OP:	0	0									
	OT:	0	0	0	0	0	0	0	0	0	0	0
Reest -	BA:	0	-11	-12	-12	-12	-13	-13	-13	-14	-14	-14
Mar15	OP:	0	0									
	OT:	0	-9	-12	-12	-12	-13	-13	-13	-14	-14	-14
Reest -	BA:	11	0	0	0	0	0	0	0	0	0	0
Orig	OP:	0	2									
	OT:	9	2	0	0	0	0	0	0	0	0	0
Account Total for International Broadcasting Operations												
Pres 16	BA:	738	741	757	773	781	788	803	819	836	852	869
Reest	OP:	116	116									
	OT:	721	724	750	766	775	783	796	812	828	845	861
Mar 15	BA:	738	754	774	795	817	841	864	887	912	937	962
Base	OP:	116	116									
	OT:	721	734	766	787	809	832	855	878	903	927	952
Orig	BA:	738	741	757	773	781	788	803	819	836	852	869
Pres	OP:	122	118									
	OT:	738	736	749	765	773	781	795	810	827	843	860
Reest -	BA:	0	-13	-17	-22	-36	-53	-61	-68	-76	-85	-93
Mar15	OP:	0	0									
	OT:	0	-10	-16	-21	-34	-49	-59	-66	-75	-82	-91
Reest -	BA:	0	0	0	0	0	0	0	0	0	0	0
Orig	OP:	-6	-2									
	OT:	-17	-12	1	1	2	2	1	2	1	2	1




Sorted by FUNC, SFUN, TID, SUB
 (amounts in millions)

		2015	2016	2017	2018	2019	2020	2021	2022	2023	2024	2025
INTERNATIONAL AFFAIRS (150)												
Vietnam Education Foundation												
Vietnam Education Foundation												
Vietnam Debt Repayment Fund												
519 5365 0 2 154 BA01 31 80 10 N												
Federal Fund												
Pres 16	BA:	5	5	5	5	0	0	0	0	0	0	0
Reest	OP:	0	0									
	OT:	5	5	5	5	0	0	0	0	0	0	0
Mar 15	BA:	5	5	5	5	0	0	0	0	0	0	0
Base	OP:	0	0									
	OT:	5	5	5	5	0	0	0	0	0	0	0
Orig	BA:	9	9	9	9	0	0	0	0	0	0	0
Pres	OP:	0	0									
	OT:	9	9	9	9	0	0	0	0	0	0	0
Reest -	BA:	0	0	0	0	0	0	0	0	0	0	0
Mar15	OP:	0	0									
	OT:	0	0	0	0	0	0	0	0	0	0	0
Reest -	BA:	-4	-4	-4	-4	0	0	0	0	0	0	0
Orig	OP:	0	0									
	OT:	-4	-4	-4	-4	0	0	0	0	0	0	0




Sorted by FUNC, SFUN, TID, SUB
 (amounts in millions)

		2015	2016	2017	2018	2019	2020	2021	2022	2023	2024	2025
INTERNATIONAL AFFAIRS (150)												
519 5365 0 2 154 BA02 31 80 10 N												
Federal Fund												
Pres 16	BA:	4	4	4	4	0	0	0	0	0	0	0
Reest	OP:	0	0									
	OT:	4	4	4	4	0	0	0	0	0	0	0
Mar 15	BA:	4	4	4	4	0	0	0	0	0	0	0
Base	OP:	0	0									
	OT:	4	4	4	4	0	0	0	0	0	0	0
Orig	BA:	0	0	0	0	0	0	0	0	0	0	0
Pres	OP:	0	0									
	OT:	0	0	0	0	0	0	0	0	0	0	0
Reest -	BA:	0	0	0	0	0	0	0	0	0	0	0
Mar15	OP:	0	0									
	OT:	0	0	0	0	0	0	0	0	0	0	0
Reest -	BA:	4	4	4	4	0	0	0	0	0	0	0
Orig	OP:	0	0									
	OT:	4	4	4	4	0	0	0	0	0	0	0
519 5365 0 2 154 BS01 31 80 10 A												
Sequester												
Pres 16	BA:	-1	0	0	0	0	0	0	0	0	0	0
Reest	OP:	0	0									
	OT:	-1	0	0	0	0	0	0	0	0	0	0
Mar 15	BA:	-1	-1	0	0	0	0	0	0	0	0	0
Base	OP:	0	0									
	OT:	-1	-1	0	0	0	0	0	0	0	0	0
Orig	BA:	0	0	0	0	0	0	0	0	0	0	0
Pres	OP:	0	0									
	OT:	0	0	0	0	0	0	0	0	0	0	0
Reest -	BA:	0	1	0	0	0	0	0	0	0	0	0
Mar15	OP:	0	0									
	OT:	0	1	0	0	0	0	0	0	0	0	0
Reest -	BA:	-1	0	0	0	0	0	0	0	0	0	0
Orig	OP:	0	0									
	OT:	-1	0	0	0	0	0	0	0	0	0	0



Sorted by FUNC, SFUN, TID, SUB
 (amounts in millions)

		2015	2016	2017	2018	2019	2020	2021	2022	2023	2024	2025
INTERNATIONAL AFFAIRS (150)												
Account Total for Vietnam Debt Repayment Fund												
Pres 16	BA:	8	9	9	9	0	0	0	0	0	0	0
Reest	OP:	0	0									
	OT:	8	9	9	9	0	0	0	0	0	0	0
Mar 15	BA:	8	8	9	9	0	0	0	0	0	0	0
Base	OP:	0	0									
	OT:	8	8	9	9	0	0	0	0	0	0	0
Orig	BA:	9	9	9	9	0	0	0	0	0	0	0
Pres	OP:	0	0									
	OT:	9	9	9	9	0	0	0	0	0	0	0
Reest -	BA:	0	1	0	0	0	0	0	0	0	0	0
Mar15	OP:	0	0									
	OT:	0	1	0	0	0	0	0	0	0	0	0
Reest -	BA:	-1	0	0	0	0	0	0	0	0	0	0
Orig	OP:	0	0									
	OT:	-1	0	0	0	0	0	0	0	0	0	0
Transfers from liquidating accounts, Vietnam debt repayment fund												
519 9990 8 2 154 CB01 31 80 10 N												
Offsetting Receipts												
Pres 16	BA:	-5	-5	-5	-5	0	0	0	0	0	0	0
Reest	OP:	0	0									
	OT:	-5	-5	-5	-5	0	0	0	0	0	0	0
Mar 15	BA:	-5	-5	-5	-5	0	0	0	0	0	0	0
Base	OP:	0	0									
	OT:	-5	-5	-5	-5	0	0	0	0	0	0	0
Orig	BA:	-9	-9	-9	-9	0	0	0	0	0	0	0
Pres	OP:	0	0									
	OT:	-9	-9	-9	-9	0	0	0	0	0	0	0
Reest -	BA:	0	0	0	0	0	0	0	0	0	0	0
Mar15	OP:	0	0									
	OT:	0	0	0	0	0	0	0	0	0	0	0
Reest -	BA:	4	4	4	4	0	0	0	0	0	0	0
Orig	OP:	0	0									
	OT:	4	4	4	4	0	0	0	0	0	0	0



Sorted by FUNC, SFUN, TID, SUB
 (amounts in millions)

		2015	2016	2017	2018	2019	2020	2021	2022	2023	2024	2025
INTERNATIONAL AFFAIRS (150)												
Subfunction Total for 154 Foreign information and exchange activities (154)												
Pres 16	BA:	1,514	1,515	1,545	1,576	1,590	1,604	1,636	1,668	1,702	1,735	1,770
Reest	OP:	556	553									
	OT:	1,555	1,554	1,588	1,592	1,576	1,593	1,619	1,651	1,683	1,717	1,749
Mar 15	BA:	1,514	1,542	1,579	1,617	1,652	1,695	1,737	1,778	1,823	1,868	1,915
Base	OP:	556	553									
	OT:	1,555	1,571	1,623	1,632	1,632	1,674	1,715	1,757	1,802	1,844	1,892
Orig	BA:	1,511	1,511	1,540	1,571	1,589	1,603	1,635	1,667	1,701	1,734	1,769
Pres	OP:	618	658									
	OT:	1,666	1,694	1,520	1,555	1,576	1,590	1,619	1,650	1,683	1,716	1,749
Reest -	BA:	0	-27	-34	-41	-62	-91	-101	-110	-121	-133	-145
Mar15	OP:	0	0									
	OT:	0	-17	-35	-40	-56	-81	-96	-106	-119	-127	-143
Reest -	BA:	3	4	5	5	1	1	1	1	1	1	1
Orig	OP:	-62	-105									
	OT:	-111	-140	68	37	0	3	0	1	0	1	0



Sorted by FUNC, SFUN, TID, SUB
(amounts in millions)

	2015	2016	2017	2018	2019	2020	2021	2022	2023	2024	2025
INTERNATIONAL AFFAIRS (150)											




Sorted by FUNC, SFUN, TID, SUB
 (amounts in millions)

		2015	2016	2017	2018	2019	2020	2021	2022	2023	2024	2025
INTERNATIONAL AFFAIRS (150)												
International financial programs (155)												
International Assistance Programs												
International Monetary Programs												
United States Quota IMF Direct Loan Program Account												
011 0006 0 1 155 AA01 FA FA 03 A												
Appropriation												
Pres 16	BA:	0	0	0	0	0	0	0	0	0	0	0
Reest	OP:	10	10									
	OT:	10	10	10	10	10	10	10	10	10	10	10
Mar 15	BA:	0	0	0	0	0	0	0	0	0	0	0
Base	OP:	10	10									
	OT:	10	10	10	10	10	10	10	10	10	10	10
Orig	BA:	0	0	0	0	0	0	0	0	0	0	0
Pres	OP:	0	0									
	OT:	0	0	0	0	0	0	0	0	0	0	0
Reest -	BA:	0	0	0	0	0	0	0	0	0	0	0
Mar15	OP:	0	0									
	OT:	0	0	0	0	0	0	0	0	0	0	0
Reest -	BA:	0	0	0	0	0	0	0	0	0	0	0
Orig	OP:	10	10									
	OT:	10	10	10	10	10	10	10	10	10	10	10




Sorted by FUNC, SFUN, TID, SUB
 (amounts in millions)

		2015	2016	2017	2018	2019	2020	2021	2022	2023	2024	2025
INTERNATIONAL AFFAIRS (150)												
011 0006 0 1 155 AC01 FA FA 03												
Appropriation - Existing Law Change												
IMF Quota Increase (PV basis)												
Pres 16	BA:	0	295	0	0	0	0	0	0	0	0	0
Reest	OP:	0	0									
	OT:	0	74	15	15	15	15	15	15	15	15	15
Mar 15	BA:	0	0	0	0	0	0	0	0	0	0	0
Base	OP:	0	0									
	OT:	0	0	0	0	0	0	0	0	0	0	0
Orig	BA:	0	67	0	0	0	0	0	0	0	0	0
Pres	OP:	0	0									
	OT:	0	67	0	0	0	0	0	0	0	0	0
Reest -	BA:	0	295	0	0	0	0	0	0	0	0	0
Mar15	OP:	0	0									
	OT:	0	74	15	15	15	15	15	15	15	15	15
Reest -	BA:	0	228	0	0	0	0	0	0	0	0	0
Orig	OP:	0	0									
	OT:	0	7	15	15	15	15	15	15	15	15	15
011 0006 0 1 155 AE01 FA FA 03												
Regular Appropriation Emergency												
Pres 16	BA:	0	0	0	0	0	0	0	0	0	0	0
Reest	OP:	0	0									
	OT:	0	0	0	0	0	0	0	0	0	0	0
Mar 15	BA:	0	0	0	0	0	0	0	0	0	0	0
Base	OP:	0	0									
	OT:	0	0	0	0	0	0	0	0	0	0	0
Orig	BA:	0	0	0	0	0	0	0	0	0	0	0
Pres	OP:	0	0									
	OT:	0	0	0	0	0	0	7	7	0	0	0
Reest -	BA:	0	0	0	0	0	0	0	0	0	0	0
Mar15	OP:	0	0									
	OT:	0	0	0	0	0	0	0	0	0	0	0
Reest -	BA:	0	0	0	0	0	0	0	0	0	0	0
Orig	OP:	0	0									
	OT:	0	0	0	0	0	0	-7	-7	0	0	0




Sorted by FUNC, SFUN, TID, SUB
 (amounts in millions)

		2015	2016	2017	2018	2019	2020	2021	2022	2023	2024	2025
INTERNATIONAL AFFAIRS (150)												
011 0006 0 1 155 BA01 24 80 10 N RD												
Federal Fund												
Pres 16	BA:	63	0	0	0	0	0	0	0	0	0	0
Reest	OP:	0	0									
	OT:	63	0	0	0	0	0	0	0	0	0	0
Mar 15	BA:	63	0	0	0	0	0	0	0	0	0	0
Base	OP:	0	0									
	OT:	63	0	0	0	0	0	0	0	0	0	0
Orig	BA:	63	0	0	0	0	0	0	0	0	0	0
Pres	OP:	0	0									
	OT:	63	0	0	0	0	0	0	0	0	0	0
Reest -	BA:	0	0	0	0	0	0	0	0	0	0	0
Mar15	OP:	0	0									
	OT:	0	0	0	0	0	0	0	0	0	0	0
Reest -	BA:	0	0	0	0	0	0	0	0	0	0	0
Orig	OP:	0	0									
	OT:	0	0	0	0	0	0	0	0	0	0	0
011 0006 0 1 155 EE01 XX XX 10												
Non-scoreable secondary effect												
Pres 16	BA:	0	0	0	0	0	0	0	0	0	0	0
Reest	OP:	0	0									
	OT:	0	0	0	0	0	0	0	0	0	0	0
Mar 15	BA:	0	0	0	0	0	0	0	0	0	0	0
Base	OP:	0	0									
	OT:	0	0	0	0	0	0	0	0	0	0	0
Orig	BA:	0	-107	0	0	0	0	0	0	0	0	0
Pres	OP:	0	0									
	OT:	0	-107	0	0	0	0	0	0	0	0	0
Reest -	BA:	0	0	0	0	0	0	0	0	0	0	0
Mar15	OP:	0	0									
	OT:	0	0	0	0	0	0	0	0	0	0	0
Reest -	BA:	0	107	0	0	0	0	0	0	0	0	0
Orig	OP:	0	0									
	OT:	0	107	0	0	0	0	0	0	0	0	0




Sorted by FUNC, SFUN, TID, SUB
 (amounts in millions)

		2015	2016	2017	2018	2019	2020	2021	2022	2023	2024	2025
INTERNATIONAL AFFAIRS (150)												
011 0006 0 1 155 ZZ01 FA FA 03												
Presload Kickouts												
Pres 16	BA:	0	0	0	0	0	0	0	0	0	0	0
Reest	OP:	0	0									
	OT:	0	0	0	0	0	0	0	0	0	0	0
Mar 15	BA:	0	0	0	0	0	0	0	0	0	0	0
Base	OP:	0	0									
	OT:	0	0	0	0	0	0	0	0	0	0	0
Orig	BA:	0	0	0	0	0	0	0	0	0	0	0
Pres	OP:	0	89									
	OT:	0	89	0	0	0	0	-7	-7	0	0	0
Reest -	BA:	0	0	0	0	0	0	0	0	0	0	0
Mar15	OP:	0	0									
	OT:	0	0	0	0	0	0	0	0	0	0	0
Reest -	BA:	0	0	0	0	0	0	0	0	0	0	0
Orig	OP:	0	-89									
	OT:	0	-89	0	0	0	0	7	7	0	0	0
Account Total for United States Quota IMF Direct Loan Program Account												
Pres 16	BA:	63	295	0	0	0	0	0	0	0	0	0
Reest	OP:	10	10									
	OT:	73	84	25	25	25	25	25	25	25	25	25
Mar 15	BA:	63	0	0	0	0	0	0	0	0	0	0
Base	OP:	10	10									
	OT:	73	10	10	10	10	10	10	10	10	10	10
Orig	BA:	63	-40	0	0	0	0	0	0	0	0	0
Pres	OP:	0	89									
	OT:	63	49	0	0	0	0	0	0	0	0	0
Reest -	BA:	0	295	0	0	0	0	0	0	0	0	0
Mar15	OP:	0	0									
	OT:	0	74	15	15	15	15	15	15	15	15	15
Reest -	BA:	0	335	0	0	0	0	0	0	0	0	0
Orig	OP:	10	-79									
	OT:	10	35	25	25	25	25	25	25	25	25	25




Sorted by FUNC, SFUN, TID, SUB
 (amounts in millions)

		2015	2016	2017	2018	2019	2020	2021	2022	2023	2024	2025
INTERNATIONAL AFFAIRS (150)												
Loans to the IMF Direct Loan Program Account												
011 0085 0 1 155 AA01 FA FA 03 A												
Appropriation												
Pres 16	BA:	0	0	0	0	0	0	0	0	0	0	0
Reest	OP:	90	90									
	OT:	90	90	90	90	90	90	90	90	90	90	90
Mar 15	BA:	0	0	0	0	0	0	0	0	0	0	0
Base	OP:	90	90									
	OT:	90	90	90	90	90	90	90	90	90	90	90
Orig	BA:	0	0	0	0	0	0	0	0	0	0	0
Pres	OP:	0	0									
	OT:	0	0	0	0	0	0	0	0	0	0	0
Reest -	BA:	0	0	0	0	0	0	0	0	0	0	0
Mar15	OP:	0	0									
	OT:	0	0	0	0	0	0	0	0	0	0	0
Reest -	BA:	0	0	0	0	0	0	0	0	0	0	0
Orig	OP:	90	90									
	OT:	90	90	90	90	90	90	90	90	90	90	90
011 0085 0 1 155 AC01 FA FA 03												
Appropriation - Existing Law Change												
Pres 16	BA:	0	0	0	0	0	0	0	0	0	0	0
Reest	OP:	0	0									
	OT:	0	0	0	0	0	0	0	0	0	0	0
Mar 15	BA:	0	0	0	0	0	0	0	0	0	0	0
Base	OP:	0	0									
	OT:	0	0	0	0	0	0	0	0	0	0	0
Orig	BA:	0	-5	0	0	0	0	0	0	0	0	0
Pres	OP:	0	0									
	OT:	0	-5	0	0	0	0	0	0	0	0	0
Reest -	BA:	0	0	0	0	0	0	0	0	0	0	0
Mar15	OP:	0	0									
	OT:	0	0	0	0	0	0	0	0	0	0	0
Reest -	BA:	0	5	0	0	0	0	0	0	0	0	0
Orig	OP:	0	0									
	OT:	0	5	0	0	0	0	0	0	0	0	0



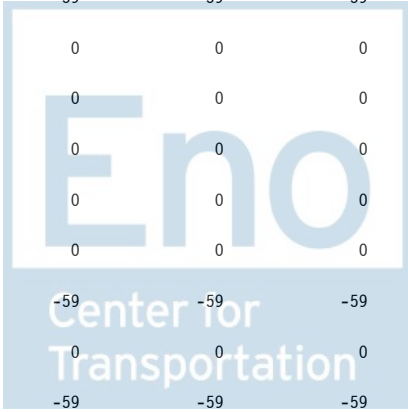
Sorted by FUNC, SFUN, TID, SUB
 (amounts in millions)

		2015	2016	2017	2018	2019	2020	2021	2022	2023	2024	2025
INTERNATIONAL AFFAIRS (150)												
011 0085 0 1 155 AE01 FA FA 03												
Regular Appropriation Emergency												
Pres 16	BA:	0	0	0	0	0	0	0	0	0	0	0
Reest	OP:	0	0									
	OT:	0	0	0	0	0	0	0	0	0	0	0
Mar 15	BA:	0	0	0	0	0	0	0	0	0	0	0
Base	OP:	0	0									
	OT:	0	0	0	0	0	0	0	0	0	0	0
Orig	BA:	0	0	0	0	0	0	0	0	0	0	0
Pres	OP:	0	0									
	OT:	0	0	0	0	0	0	0	16	16	0	0
Reest -	BA:	0	0	0	0	0	0	0	0	0	0	0
Mar15	OP:	0	0									
	OT:	0	0	0	0	0	0	0	0	0	0	0
Reest -	BA:	0	0	0	0	0	0	0	0	0	0	0
Orig	OP:	0	0									
	OT:	0	0	0	0	0	0	0	-16	-16	0	0
011 0085 0 1 155 BA01 31 80 10 N RD												
Federal Fund												
Pres 16	BA:	143	0	0	0	0	0	0	0	0	0	0
Reest	OP:	0	0									
	OT:	143	0	0	0	0	0	0	0	0	0	0
Mar 15	BA:	143	0	0	0	0	0	0	0	0	0	0
Base	OP:	0	0									
	OT:	143	0	0	0	0	0	0	0	0	0	0
Orig	BA:	143	0	0	0	0	0	0	0	0	0	0
Pres	OP:	0	0									
	OT:	143	0	0	0	0	0	0	0	0	0	0
Reest -	BA:	0	0	0	0	0	0	0	0	0	0	0
Mar15	OP:	0	0									
	OT:	0	0	0	0	0	0	0	0	0	0	0
Reest -	BA:	0	0	0	0	0	0	0	0	0	0	0
Orig	OP:	0	0									
	OT:	0	0	0	0	0	0	0	0	0	0	0



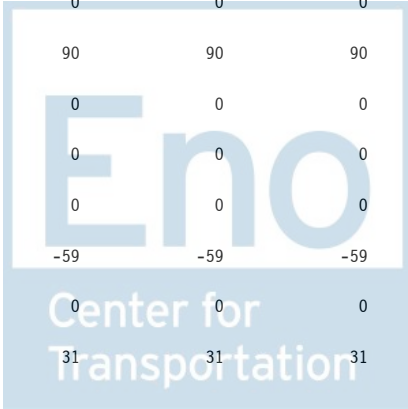
Sorted by FUNC, SFUN, TID, SUB
 (amounts in millions)

		2015	2016	2017	2018	2019	2020	2021	2022	2023	2024	2025
INTERNATIONAL AFFAIRS (150)												
011 0085 0 1 155 EE01 XX XX 10												
Non-scoreable secondary effect												
Pres 16	BA:	0	0	0	0	0	0	0	0	0	0	0
Reest	OP:	0	0									
	OT:	0	0	0	0	0	0	0	0	0	0	0
Mar 15	BA:	0	0	0	0	0	0	0	0	0	0	0
Base	OP:	0	0									
	OT:	0	0	0	0	0	0	0	0	0	0	0
Orig	BA:	0	-117	0	0	0	0	0	0	0	0	0
Pres	OP:	0	0									
	OT:	0	-117	0	0	0	0	0	0	0	0	0
Reest -	BA:	0	0	0	0	0	0	0	0	0	0	0
Mar15	OP:	0	0									
	OT:	0	0	0	0	0	0	0	0	0	0	0
Reest -	BA:	0	117	0	0	0	0	0	0	0	0	0
Orig	OP:	0	0									
	OT:	0	117	0	0	0	0	0	0	0	0	0
011 0085 0 1 155 IE01 FA FA 03												
Regular Emergency Rescission												
NAB Rescission (Fair value; was emergency designated)												
Pres 16	BA:	0	-1,180	0	0	0	0	0	0	0	0	0
Reest	OP:	0	0									
	OT:	0	-59	-59	-59	-59	-59	-59	-59	-59	-59	-59
Mar 15	BA:	0	0	0	0	0	0	0	0	0	0	0
Base	OP:	0	0									
	OT:	0	0	0	0	0	0	0	0	0	0	0
Orig	BA:	0	0	0	0	0	0	0	0	0	0	0
Pres	OP:	0	0									
	OT:	0	0	0	0	0	0	0	0	0	0	0
Reest -	BA:	0	-1,180	0	0	0	0	0	0	0	0	0
Mar15	OP:	0	0									
	OT:	0	-59	-59	-59	-59	-59	-59	-59	-59	-59	-59
Reest -	BA:	0	-1,180	0	0	0	0	0	0	0	0	0
Orig	OP:	0	0									
	OT:	0	-59	-59	-59	-59	-59	-59	-59	-59	-59	-59



Sorted by FUNC, SFUN, TID, SUB
 (amounts in millions)

		2015	2016	2017	2018	2019	2020	2021	2022	2023	2024	2025
INTERNATIONAL AFFAIRS (150)												
011 0085 0 1 155 ZZ01 FA FA 03												
Presload Kickouts												
Pres 16	BA:	0	0	0	0	0	0	0	0	0	0	0
Reest	OP:	0	0									
	OT:	0	0	0	0	0	0	0	0	0	0	0
Mar 15	BA:	0	0	0	0	0	0	0	0	0	0	0
Base	OP:	0	0									
	OT:	0	0	0	0	0	0	0	0	0	0	0
Orig	BA:	0	0	0	0	0	0	0	0	0	0	0
Pres	OP:	0	0									
	OT:	0	0	0	0	0	0	0	-16	-16	0	0
Reest -	BA:	0	0	0	0	0	0	0	0	0	0	0
Mar15	OP:	0	0									
	OT:	0	0	0	0	0	0	0	0	0	0	0
Reest -	BA:	0	0	0	0	0	0	0	0	0	0	0
Orig	OP:	0	0									
	OT:	0	0	0	0	0	0	0	16	16	0	0
Account Total for Loans to the IMF Direct Loan Program Account												
Pres 16	BA:	143	-1,180	0	0	0	0	0	0	0	0	0
Reest	OP:	90	90									
	OT:	233	31	31	31	31	31	31	31	31	31	31
Mar 15	BA:	143	0	0	0	0	0	0	0	0	0	0
Base	OP:	90	90									
	OT:	233	90	90	90	90	90	90	90	90	90	90
Orig	BA:	143	-122	0	0	0	0	0	0	0	0	0
Pres	OP:	0	0									
	OT:	143	-122	0	0	0	0	0	0	0	0	0
Reest -	BA:	0	-1,180	0	0	0	0	0	0	0	0	0
Mar15	OP:	0	0									
	OT:	0	-59	-59	-59	-59	-59	-59	-59	-59	-59	-59
Reest -	BA:	0	-1,058	0	0	0	0	0	0	0	0	0
Orig	OP:	90	90									
	OT:	90	153	31	31	31	31	31	31	31	31	31




Sorted by FUNC, SFUN, TID, SUB
 (amounts in millions)

		2015	2016	2017	2018	2019	2020	2021	2022	2023	2024	2025
INTERNATIONAL AFFAIRS (150)												
Military Sales Program												
Special defense acquisition fund												
011 4116 0 3 155 AA01 FA FA 03												
Appropriation												
Pres 16	BA:	0	0	0	0	0	0	0	0	0	0	0
Reest	OP:	0	0									
	OT:	0	0	0	0	0	0	0	0	0	0	0
Mar 15	BA:	0	0	0	0	0	0	0	0	0	0	0
Base	OP:	0	0									
	OT:	0	0	0	0	0	0	0	0	0	0	0
Orig	BA:	0	0	0	0	0	0	0	0	0	0	0
Pres	OP:	47	26									
	OT:	21	-1	0	-1	0	0	-1	-1	0	-1	0
Reest -	BA:	0	0	0	0	0	0	0	0	0	0	0
Mar15	OP:	0	0									
	OT:	0	0	0	0	0	0	0	0	0	0	0
Reest -	BA:	0	0	0	0	0	0	0	0	0	0	0
Orig	OP:	-47	-26									
	OT:	-21	1	0	1	0	0	1	1	0	1	0



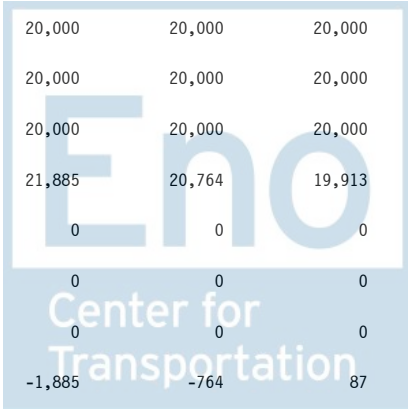
Sorted by FUNC, SFUN, TID, SUB
 (amounts in millions)

		2015	2016	2017	2018	2019	2020	2021	2022	2023	2024	2025
INTERNATIONAL AFFAIRS (150)												
Foreign military sales trust fund												
011 8242 0 7 155 BB01 31 80 10 N												
Trust Fund												
Pres 16	BA:	30,000	27,000	25,000	23,500	22,000	21,000	20,000	20,000	20,000	20,000	20,000
Reest	OP:	0	0									
	OT:	27,000	26,000	25,000	23,500	22,000	21,000	20,000	20,000	20,000	20,000	20,000
Mar 15	BA:	30,000	27,000	25,000	23,500	22,000	21,000	20,000	20,000	20,000	20,000	20,000
Base	OP:	0	0									
	OT:	27,000	26,000	25,000	23,500	22,000	21,000	20,000	20,000	20,000	20,000	20,000
Orig	BA:	38,915	19,838	20,000	20,000	20,000	20,000	20,000	20,000	20,000	20,000	20,000
Pres	OP:	27,429	25,816									
	OT:	29,646	27,659	26,209	25,523	24,279	23,603	22,368	21,885	20,764	19,913	19,648
Reest -	BA:	0	0	0	0	0	0	0	0	0	0	0
Mar15	OP:	0	0									
	OT:	0	0	0	0	0	0	0	0	0	0	0
Reest -	BA:	-8,915	7,162	5,000	3,500	2,000	1,000	0	0	0	0	0
Orig	OP:	-27,429	-25,816									
	OT:	-2,646	-1,659	-1,209	-2,023	-2,279	-2,603	-2,368	-1,885	-764	87	352
011 8242 0 7 155 BS01 31 80 10 A												
Sequester												
Pres 16	BA:	-11	0	0	0	0	0	0	0	0	0	0
Reest	OP:	0	0									
	OT:	-11	0	0	0	0	0	0	0	0	0	0
Mar 15	BA:	-11	-10	0	0	0	0	0	0	0	0	0
Base	OP:	0	0									
	OT:	-11	-10	0	0	0	0	0	0	0	0	0
Orig	BA:	0	0	0	0	0	0	0	0	0	0	0
Pres	OP:	0	0									
	OT:	0	0	0	0	0	0	0	0	0	0	0
Reest -	BA:	0	10	0	0	0	0	0	0	0	0	0
Mar15	OP:	0	0									
	OT:	0	10	0	0	0	0	0	0	0	0	0
Reest -	BA:	-11	0	0	0	0	0	0	0	0	0	0
Orig	OP:	0	0									
	OT:	-11	0	0	0	0	0	0	0	0	0	0



Sorted by FUNC, SFUN, TID, SUB
 (amounts in millions)

		2015	2016	2017	2018	2019	2020	2021	2022	2023	2024	2025
INTERNATIONAL AFFAIRS (150)												
011 8242 0 7 155 BS20 31 80 10 A												
Sequester												
		Pop up										
Pres 16	BA:	11	11	0	0	0	0	0	0	0	0	0
Reest	OP:	0	0									
	OT:	11	11	0	0	0	0	0	0	0	0	0
Mar 15	BA:	11	11	10	0	0	0	0	0	0	0	0
Base	OP:	0	0									
	OT:	11	11	10	0	0	0	0	0	0	0	0
Orig	BA:	0	0	0	0	0	0	0	0	0	0	0
Pres	OP:	0	0									
	OT:	0	0	0	0	0	0	0	0	0	0	0
Reest -	BA:	0	0	-10	0	0	0	0	0	0	0	0
Mar15	OP:	0	0									
	OT:	0	0	-10	0	0	0	0	0	0	0	0
Reest -	BA:	11	11	0	0	0	0	0	0	0	0	0
Orig	OP:	0	0									
	OT:	11	11	0	0	0	0	0	0	0	0	0
Account Total for Foreign military sales trust fund												
Pres 16	BA:	30,000	27,011	25,000	23,500	22,000	21,000	20,000	20,000	20,000	20,000	20,000
Reest	OP:	0	0									
	OT:	27,000	26,011	25,000	23,500	22,000	21,000	20,000	20,000	20,000	20,000	20,000
Mar 15	BA:	30,000	27,001	25,010	23,500	22,000	21,000	20,000	20,000	20,000	20,000	20,000
Base	OP:	0	0									
	OT:	27,000	26,001	25,010	23,500	22,000	21,000	20,000	20,000	20,000	20,000	20,000
Orig	BA:	38,915	19,838	20,000	20,000	20,000	20,000	20,000	20,000	20,000	20,000	20,000
Pres	OP:	27,429	25,816									
	OT:	29,646	27,659	26,209	25,523	24,279	23,603	22,368	21,885	20,764	19,913	19,648
Reest -	BA:	0	10	-10	0	0	0	0	0	0	0	0
Mar15	OP:	0	0									
	OT:	0	10	-10	0	0	0	0	0	0	0	0
Reest -	BA:	-8,915	7,173	5,000	3,500	2,000	1,000	0	0	0	0	0
Orig	OP:	-27,429	-25,816									
	OT:	-2,646	-1,648	-1,209	-2,023	-2,279	-2,603	-2,368	-1,885	-764	87	352



Sorted by FUNC, SFUN, TID, SUB
 (amounts in millions)

	2015	2016	2017	2018	2019	2020	2021	2022	2023	2024	2025	
INTERNATIONAL AFFAIRS (150)												
Military Sales Programs												
Foreign Military Sales Trust Fund (Receipts)												
011 9990 8 7 155 CB01 XX XX 10 N												
Offsetting Receipts												
Pres 16	BA:	-27,250	-26,250	-25,000	-23,500	-22,000	-21,000	-20,000	-20,000	-20,000	-20,000	-20,000
Reest	OP:	0	0									
	OT:	-27,250	-26,250	-25,000	-23,500	-22,000	-21,000	-20,000	-20,000	-20,000	-20,000	-20,000
Mar 15	BA:	-27,250	-26,250	-25,000	-23,500	-22,000	-21,000	-20,000	-20,000	-20,000	-20,000	-20,000
Base	OP:	0	0									
	OT:	-27,250	-26,250	-25,000	-23,500	-22,000	-21,000	-20,000	-20,000	-20,000	-20,000	-20,000
Orig	BA:	-29,726	-27,118	-26,345	-25,476	-23,895	-22,478	-21,133	-20,300	-19,635	-19,415	-18,975
Pres	OP:	0	0									
	OT:	-29,726	-27,118	-26,345	-25,476	-23,895	-22,478	-21,133	-20,300	-19,635	-19,415	-18,975
Reest -	BA:	0	0	0	0	0	0	0	0	0	0	0
Mar15	OP:	0	0									
	OT:	0	0	0	0	0	0	0	0	0	0	0
Reest -	BA:	2,476	868	1,345	1,976	1,895	1,478	1,133	300	-365	-585	-1,025
Orig	OP:	0	0									
	OT:	2,476	868	1,345	1,976	1,895	1,478	1,133	300	-365	-585	-1,025



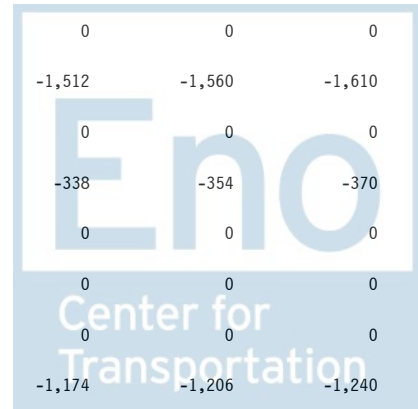
Sorted by FUNC, SFUN, TID, SUB
 (amounts in millions)

		2015	2016	2017	2018	2019	2020	2021	2022	2023	2024	2025
INTERNATIONAL AFFAIRS (150)												
Department of the Treasury												
Departmental Offices												
Exchange stabilization fund												
020 4444 0 3 155 BD01 24 68 10 N												
Public Enterprise Fund												
Foreign Interest Receipts												
Pres 16	BA:	0	0	0	0	0	0	0	0	0	0	0
Reest	OP:	0	0									
	OT:	-70	-100	-134	-285	-411	-463	-463	-478	-487	-497	-506
Mar 15	BA:	0	0	0	0	0	0	0	0	0	0	0
Base	OP:	0	0									
	OT:	-70	-100	-134	-285	-411	-463	-463	-478	-487	-497	-506
Orig	BA:	0	0	0	0	0	0	0	0	0	0	0
Pres	OP:	0	0									
	OT:	-117	-160	-210	-242	-274	-298	-321	-338	-354	-370	-385
Reest -	BA:	0	0	0	0	0	0	0	0	0	0	0
Mar15	OP:	0	0									
	OT:	0	0	0	0	0	0	0	0	0	0	0
Reest -	BA:	0	0	0	0	0	0	0	0	0	0	0
Orig	OP:	0	0									
	OT:	47	60	76	-43	-137	-165	-142	-140	-133	-127	-121



Sorted by FUNC, SFUN, TID, SUB
 (amounts in millions)

		2015	2016	2017	2018	2019	2020	2021	2022	2023	2024	2025
INTERNATIONAL AFFAIRS (150)												
020 4444 0 3 155 BD02 24 68 10 N WI1												
Public Enterprise Fund												
U.S. Interest Receipts												
Pres 16	BA:	0	0	0	0	0	0	0	0	0	0	0
Reest	OP:	0	0									
	OT:	-25	-60	-653	-922	-926	-960	-997	-1,034	-1,073	-1,113	-1,155
Mar 15	BA:	0	0	0	0	0	0	0	0	0	0	0
Base	OP:	0	0									
	OT:	-25	-60	-653	-922	-926	-960	-997	-1,034	-1,073	-1,113	-1,155
Orig	BA:	0	0	0	0	0	0	0	0	0	0	0
Pres	OP:	0	0									
	OT:	0	0	0	0	0	0	0	0	0	0	0
Reest -	BA:	0	0	0	0	0	0	0	0	0	0	0
Mar15	OP:	0	0									
	OT:	0	0	0	0	0	0	0	0	0	0	0
Reest -	BA:	0	0	0	0	0	0	0	0	0	0	0
Orig	OP:	0	0									
	OT:	-25	-60	-653	-922	-926	-960	-997	-1,034	-1,073	-1,113	-1,155
Account Total for Exchange stabilization fund												
Pres 16	BA:	0	0	0	0	0	0	0	0	0	0	0
Reest	OP:	0	0									
	OT:	-95	-160	-787	-1,207	-1,337	-1,423	-1,460	-1,512	-1,560	-1,610	-1,661
Mar 15	BA:	0	0	0	0	0	0	0	0	0	0	0
Base	OP:	0	0									
	OT:	-95	-160	-787	-1,207	-1,337	-1,423	-1,460	-1,512	-1,560	-1,610	-1,661
Orig	BA:	0	0	0	0	0	0	0	0	0	0	0
Pres	OP:	0	0									
	OT:	-117	-160	-210	-242	-274	-298	-321	-338	-354	-370	-385
Reest -	BA:	0	0	0	0	0	0	0	0	0	0	0
Mar15	OP:	0	0									
	OT:	0	0	0	0	0	0	0	0	0	0	0
Reest -	BA:	0	0	0	0	0	0	0	0	0	0	0
Orig	OP:	0	0									
	OT:	22	0	-577	-965	-1,063	-1,125	-1,139	-1,174	-1,206	-1,240	-1,276




Sorted by FUNC, SFUN, TID, SUB
 (amounts in millions)

		2015	2016	2017	2018	2019	2020	2021	2022	2023	2024	2025
INTERNATIONAL AFFAIRS (150)												
Export-Import Bank of the United States												
Export-Import Bank of the United States												
Export-Import Bank loans program account												
083 0100 0 1 155 AA01 FA FA 03 0 SG												
Appropriation												
Pres 16	BA:	0	0	0	0	1	1	1	-1	0	0	0
Reest	OP:	24	0									
	OT:	24	0	0	0	0	1	1	0	0	0	0
Mar 15	BA:	0	0	0	0	0	0	0	0	0	0	0
Base	OP:	24	0									
	OT:	24	0	0	0	0	0	0	0	0	0	0
Orig	BA:	-30	0	0	0	1	1	1	-1	0	0	0
Pres	OP:	32	34									
	OT:	16	16	15	13	10	2	1	-2	0	0	-1
Reest -	BA:	0	0	0	0	1	1	1	-1	0	0	0
Mar15	OP:	0	0									
	OT:	0	0	0	0	0	1	1	0	0	0	0
Reest -	BA:	30	0	0	0	0	0	0	0	0	0	0
Orig	OP:	-8	-34									
	OT:	8	-16	-15	-13	-10	-1	0	2	0	0	1




Sorted by FUNC, SFUN, TID, SUB
 (amounts in millions)

		2015	2016	2017	2018	2019	2020	2021	2022	2023	2024	2025
INTERNATIONAL AFFAIRS (150)												
083 0100 0 1 155 AA02 FA FA 03 A SD												
Appropriation												
Pres 16	BA:	10	10	10	10	10	11	11	11	11	11	12
Reest	OP:	0	0									
	OT:	0	1	2	2	2	2	2	2	2	2	2
Mar 15	BA:	10	441	237	33	0	0	0	0	0	0	0
Base	OP:	0	0									
	OT:	0	4	2	0	0	0	0	0	0	0	0
Orig	BA:	0	0	0	0	0	0	0	0	0	0	0
Pres	OP:	0	0									
	OT:	0	0	0	0	0	0	0	0	0	0	0
Reest -	BA:	0	-431	-227	-23	10	11	11	11	11	11	12
Mar15	OP:	0	0									
	OT:	0	-3	0	2	2	2	2	2	2	2	2
Reest -	BA:	10	10	10	10	10	11	11	11	11	11	12
Orig	OP:	0	0									
	OT:	0	1	2	2	2	2	2	2	2	2	2
083 0100 0 1 155 AA03 FA FA 03 0 AD												
Appropriation												
Pres 16	BA:	106	118	120	123	124	125	128	130	133	136	138
Reest	OP:	13	12									
	OT:	102	111	114	117	118	119	121	123	126	129	131
Mar 15	BA:	106	109	113	117	121	125	129	133	138	143	147
Base	OP:	13	12									
	OT:	102	104	107	111	114	118	122	126	131	135	139
Orig	BA:	0	0	0	0	0	0	0	0	0	0	0
Pres	OP:	0	0									
	OT:	0	0	0	0	0	0	0	0	0	0	0
Reest -	BA:	0	9	7	6	3	0	-1	-3	-5	-7	-9
Mar15	OP:	0	0									
	OT:	0	7	7	6	4	1	-1	-3	-5	-6	-8
Reest -	BA:	106	118	120	123	124	125	128	130	133	136	138
Orig	OP:	13	12									
	OT:	102	111	114	117	118	119	121	123	126	129	131




Sorted by FUNC, SFUN, TID, SUB
 (amounts in millions)

		2015	2016	2017	2018	2019	2020	2021	2022	2023	2024	2025
INTERNATIONAL AFFAIRS (150)												
083 0100 0 1 155 AA08 FA FA 03 A SG												
Appropriation												
Pres 16	BA:	-750	-550	-350	-150	0	0	0	0	0	0	0
Reest	OP:	0	0									
	OT:	-750	-550	-350	-150	0	0	0	0	0	0	0
Mar 15	BA:	-750	-550	-350	-150	0	0	0	0	0	0	0
Base	OP:	0	0									
	OT:	-750	-550	-350	-150	0	0	0	0	0	0	0
Orig	BA:	-1,039	-881	-899	-917	-926	-935	-954	-973	-992	-1,012	-1,032
Pres	OP:	0	0									
	OT:	-1,039	-881	-899	-917	-926	-935	-954	-973	-992	-1,012	-1,032
Reest -	BA:	0	0	0	0	0	0	0	0	0	0	0
Mar15	OP:	0	0									
	OT:	0	0	0	0	0	0	0	0	0	0	0
Reest -	BA:	289	331	549	767	926	935	954	973	992	1,012	1,032
Orig	OP:	0	0									
	OT:	289	331	549	767	926	935	954	973	992	1,012	1,032
083 0100 0 1 155 BA01 24 68 10 N RG												
Federal Fund												
Pres 16	BA:	-365	0	0	0	0	0	0	0	0	0	0
Reest	OP:	0	0									
	OT:	-365	0	0	0	0	0	0	0	0	0	0
Mar 15	BA:	-365	0	0	0	0	0	0	0	0	0	0
Base	OP:	0	0									
	OT:	-365	0	0	0	0	0	0	0	0	0	0
Orig	BA:	-365	0	0	0	0	0	0	0	0	0	0
Pres	OP:	0	0									
	OT:	-365	0	0	0	0	0	0	0	0	0	0
Reest -	BA:	0	0	0	0	0	0	0	0	0	0	0
Mar15	OP:	0	0									
	OT:	0	0	0	0	0	0	0	0	0	0	0
Reest -	BA:	0	0	0	0	0	0	0	0	0	0	0
Orig	OP:	0	0									
	OT:	0	0	0	0	0	0	0	0	0	0	0



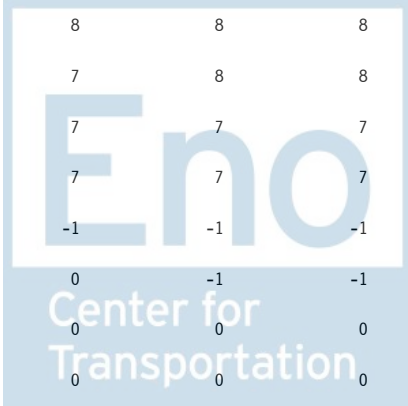
Sorted by FUNC, SFUN, TID, SUB
 (amounts in millions)

		2015	2016	2017	2018	2019	2020	2021	2022	2023	2024	2025
INTERNATIONAL AFFAIRS (150)												
083 0100 0 1 155 BA02 24 68 10 N RD												
Federal Fund												
Pres 16	BA:	844	0	0	0	0	0	0	0	0	0	0
Reest	OP:	0	0									
	OT:	844	0	0	0	0	0	0	0	0	0	0
Mar 15	BA:	844	0	0	0	0	0	0	0	0	0	0
Base	OP:	0	0									
	OT:	844	0	0	0	0	0	0	0	0	0	0
Orig	BA:	844	0	0	0	0	0	0	0	0	0	0
Pres	OP:	0	0									
	OT:	844	0	0	0	0	0	0	0	0	0	0
Reest -	BA:	0	0	0	0	0	0	0	0	0	0	0
Mar15	OP:	0	0									
	OT:	0	0	0	0	0	0	0	0	0	0	0
Reest -	BA:	0	0	0	0	0	0	0	0	0	0	0
Orig	OP:	0	0									
	OT:	0	0	0	0	0	0	0	0	0	0	0
083 0100 0 1 155 IA02 FA FA 03 A												
Rescission												
Pres 16	BA:	-30	0	0	0	0	0	0	0	0	0	0
Reest	OP:	0	0									
	OT:	0	0	0	0	0	0	0	0	0	0	0
Mar 15	BA:	-30	0	0	0	0	0	0	0	0	0	0
Base	OP:	0	0									
	OT:	0	0	0	0	0	0	0	0	0	0	0
Orig	BA:	0	0	0	0	0	0	0	0	0	0	0
Pres	OP:	0	0									
	OT:	0	0	0	0	0	0	0	0	0	0	0
Reest -	BA:	0	0	0	0	0	0	0	0	0	0	0
Mar15	OP:	0	0									
	OT:	0	0	0	0	0	0	0	0	0	0	0
Reest -	BA:	-30	0	0	0	0	0	0	0	0	0	0
Orig	OP:	0	0									
	OT:	0	0	0	0	0	0	0	0	0	0	0



Sorted by FUNC, SFUN, TID, SUB
 (amounts in millions)

		2015	2016	2017	2018	2019	2020	2021	2022	2023	2024	2025
INTERNATIONAL AFFAIRS (150)												
Account Total for Export-Import Bank loans program account												
Pres 16	BA:	-185	-422	-220	-17	135	137	140	140	144	147	150
Reest	OP:	37	12									
	OT:	-145	-438	-234	-31	120	122	124	125	128	131	133
Mar 15	BA:	-185	0	0	0	121	125	129	133	138	143	147
Base	OP:	37	12									
	OT:	-145	-442	-241	-39	114	118	122	126	131	135	139
Orig	BA:	-590	-881	-899	-917	-925	-934	-953	-974	-992	-1,012	-1,032
Pres	OP:	32	34									
	OT:	-544	-865	-884	-904	-916	-933	-953	-975	-992	-1,012	-1,033
Reest -	BA:	0	-422	-220	-17	14	12	11	7	6	4	3
Mar15	OP:	0	0									
	OT:	0	4	7	8	6	4	2	-1	-3	-4	-6
Reest -	BA:	405	459	679	900	1,060	1,071	1,093	1,114	1,136	1,159	1,182
Orig	OP:	5	-22									
	OT:	399	427	650	873	1,036	1,055	1,077	1,100	1,120	1,143	1,166
Inspector General												
083 0105 0 1 155 AA01 FA FA 03 0												
Appropriation												
Pres 16	BA:	6	6	6	6	6	6	6	7	7	7	7
Reest	OP:	1	1									
	OT:	6	6	6	6	6	6	6	7	7	7	7
Mar 15	BA:	6	6	6	7	7	7	7	8	8	8	8
Base	OP:	1	1									
	OT:	6	6	6	7	7	7	7	7	8	8	8
Orig	BA:	6	6	6	6	6	6	6	7	7	7	7
Pres	OP:	1	1									
	OT:	6	6	6	6	6	6	6	7	7	7	7
Reest -	BA:	0	0	0	-1	-1	-1	-1	-1	-1	-1	-1
Mar15	OP:	0	0									
	OT:	0	0	0	-1	-1	-1	-1	0	-1	-1	-1
Reest -	BA:	0	0	0	0	0	0	0	0	0	0	0
Orig	OP:	0	0									
	OT:	0	0	0	0	0	0	0	0	0	0	0



Sorted by FUNC, SFUN, TID, SUB
 (amounts in millions)

		2015	2016	2017	2018	2019	2020	2021	2022	2023	2024	2025
INTERNATIONAL AFFAIRS (150)												
Export-Import Bank of the United States liquidating account												
083 4027 0 3 155 BD03 XX XX 10 N LQ												
Public Enterprise Fund												
Pres 16	BA:	-14	-14	-7	-7	-7	-7	-7	-7	-7	-7	-7
Reest	OP:	0	0									
	OT:	-14	-14	-7	-7	-7	-7	-7	-7	-7	-7	-7
Mar 15	BA:	-14	-14	-7	-7	-7	-7	-7	-7	-7	-7	-7
Base	OP:	0	0									
	OT:	-14	-14	-7	-7	-7	-7	-7	-7	-7	-7	-7
Orig	BA:	-14	-14	-7	-7	-7	-7	-7	-7	-7	-7	-7
Pres	OP:	0	0									
	OT:	-14	-14	-7	-7	-7	-7	-7	-7	-7	-7	-7
Reest -	BA:	0	0	0	0	0	0	0	0	0	0	0
Mar15	OP:	0	0									
	OT:	0	0	0	0	0	0	0	0	0	0	0
Reest -	BA:	0	0	0	0	0	0	0	0	0	0	0
Orig	OP:	0	0									
	OT:	0	0	0	0	0	0	0	0	0	0	0
Subfunction Total for 155 International financial programs (155)												
Pres 16	BA:	2,763	-554	-221	-18	134	136	139	140	144	147	150
Reest	OP:	138	113									
	OT:	-192	-730	-966	-1,183	-1,162	-1,246	-1,281	-1,331	-1,376	-1,423	-1,472
Mar 15	BA:	2,763	743	9	0	121	125	129	134	139	144	148
Base	OP:	138	113									
	OT:	-192	-759	-919	-1,146	-1,123	-1,205	-1,238	-1,286	-1,328	-1,374	-1,421
Orig	BA:	8,797	-8,331	-7,245	-6,394	-4,821	-3,413	-2,087	-1,274	-627	-427	-7
Pres	OP:	27,509	25,966									
	OT:	-522	-566	-1,231	-1,101	-807	-107	-41	271	-217	-885	-745
Reest -	BA:	0	-1,297	-230	-18	13	11	10	6	5	3	2
Mar15	OP:	0	0									
	OT:	0	29	-47	-37	-39	-41	-43	-45	-48	-49	-51
Reest -	BA:	-6,034	7,777	7,024	6,376	4,955	3,549	2,226	1,414	771	574	157
Orig	OP:	-27,371	-25,853									
	OT:	330	-164	265	-82	-355	-1,139	-1,240	-1,602	-1,159	-538	-727



Sorted by FUNC, SFUN, TID, SUB
 (amounts in millions)

		2015	2016	2017	2018	2019	2020	2021	2022	2023	2024	2025
Function Total for 150 INTERNATIONAL AFFAIRS (150)												
Pres 16	BA:	56,611	54,490	48,862	50,103	50,779	51,192	52,269	53,555	54,647	55,743	56,872
Reest	OP:	31,010	31,190									
	OT:	50,492	51,006	50,790	50,215	50,117	49,930	50,185	50,734	51,409	52,279	53,206
Mar 15	BA:	56,611	55,565	56,024	57,319	58,724	60,078	61,439	63,062	64,461	65,917	67,373
Base	OP:	31,010	31,190									
	OT:	50,492	50,544	52,421	53,911	55,240	56,462	57,741	59,100	60,379	61,708	63,047
Orig	BA:	62,674	46,748	41,983	43,838	45,943	47,770	50,175	52,192	53,948	55,350	56,893
Pres	OP:	60,729	59,505									
	OT:	54,970	55,951	55,233	52,361	51,842	51,803	52,237	52,995	53,377	53,843	54,818
Reest -	BA:	0	-1,075	-7,162	-7,216	-7,945	-8,886	-9,170	-9,507	-9,814	-10,174	-10,501
Mar15	OP:	0	0									
	OT:	0	462	-1,631	-3,696	-5,123	-6,532	-7,556	-8,366	-8,970	-9,429	-9,841
Reest -	BA:	-6,063	7,742	6,879	6,265	4,836	3,422	2,094	1,363	699	393	-21
Orig	OP:	-29,719	-28,315									
	OT:	-4,478	-4,945	-4,443	-2,146	-1,725	-1,873	-2,052	-2,261	-1,968	-1,564	-1,612



Sorted by FUNC, SFUN, TID, SUB
(amounts in millions)

2015 2016 2017 2018 2019 2020 2021 2022 2023 2024 2025



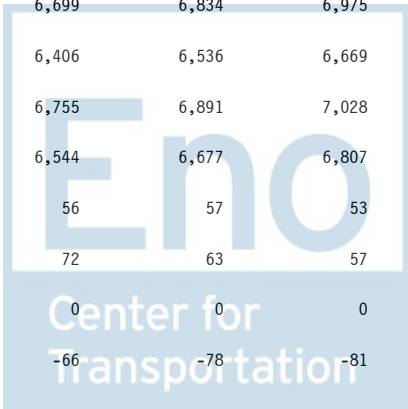
Sorted by FUNC, SFUN, TID, SUB
 (amounts in millions)

	2015	2016	2017	2018	2019	2020	2021	2022	2023	2024	2025
GENERAL SCIENCE, SPACE, AND TECHNOLOGY (250)											
General science and basic research (251)											
National Science Foundation											
National Science Foundation											
Research and related activities											
049 0100 0 1 251 AA01 CJ CJ 03 0											
Appropriation											
Pres 16 BA:	5,866	6,118	6,241	6,365	6,429	6,493	6,623	6,755	6,891	7,028	7,169
Reest OP:	4,590	4,691									
OT:	5,646	5,792	5,966	6,116	6,240	6,333	6,370	6,478	6,599	6,726	6,859
Mar 15 BA:	5,866	5,954	6,060	6,183	6,306	6,435	6,564	6,699	6,834	6,975	7,115
Base OP:	4,590	4,691									
OT:	5,646	5,763	5,865	5,971	6,087	6,207	6,279	6,406	6,536	6,669	6,805
Orig BA:	5,866	6,118	6,241	6,365	6,429	6,493	6,623	6,755	6,891	7,028	7,169
Pres OP:	4,367	4,537									
OT:	5,540	5,761	6,780	5,978	6,081	5,948	6,088	6,544	6,677	6,807	6,943
Reest - BA:	0	164	181	182	123	58	59	56	57	53	54
Mar15 OP:	0	0									
OT:	0	29	101	145	153	126	91	72	63	57	54
Reest - BA:	0	0	0	0	0	0	0	0	0	0	0
Orig OP:	223	154									
OT:	106	31	-814	138	159	385	282	-66	-78	-81	-84



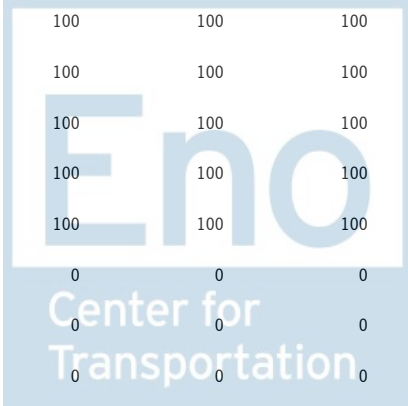
Sorted by FUNC, SFUN, TID, SUB
 (amounts in millions)

		2015	2016	2017	2018	2019	2020	2021	2022	2023	2024	2025
GENERAL SCIENCE, SPACE, AND TECHNOLOGY (250)												
049 0100 0 1 251 DE02 CJ CJ 03 A STIM09												
Supplemental Emergency												
Pres 16	BA:	0	0	0	0	0	0	0	0	0	0	0
Reest	OP:	43	0									
	OT:	43	0	0	0	0	0	0	0	0	0	0
Mar 15	BA:	0	0	0	0	0	0	0	0	0	0	0
Base	OP:	43	0									
	OT:	43	0	0	0	0	0	0	0	0	0	0
Orig	BA:	0	0	0	0	0	0	0	0	0	0	0
Pres	OP:	0	0									
	OT:	0	0	0	0	0	0	0	0	0	0	0
Reest -	BA:	0	0	0	0	0	0	0	0	0	0	0
Mar15	OP:	0	0									
	OT:	0	0	0	0	0	0	0	0	0	0	0
Reest -	BA:	0	0	0	0	0	0	0	0	0	0	0
Orig	OP:	43	0									
	OT:	43	0	0	0	0	0	0	0	0	0	0
Account Total for Research and related activities												
Pres 16	BA:	5,866	6,118	6,241	6,365	6,429	6,493	6,623	6,755	6,891	7,028	7,169
Reest	OP:	4,633	4,691									
	OT:	5,689	5,792	5,966	6,116	6,240	6,333	6,370	6,478	6,599	6,726	6,859
Mar 15	BA:	5,866	5,954	6,060	6,183	6,306	6,435	6,564	6,699	6,834	6,975	7,115
Base	OP:	4,633	4,691									
	OT:	5,689	5,763	5,865	5,971	6,087	6,207	6,279	6,406	6,536	6,669	6,805
Orig	BA:	5,866	6,118	6,241	6,365	6,429	6,493	6,623	6,755	6,891	7,028	7,169
Pres	OP:	4,367	4,537									
	OT:	5,540	5,761	6,780	5,978	6,081	5,948	6,088	6,544	6,677	6,807	6,943
Reest -	BA:	0	164	181	182	123	58	59	56	57	53	54
Mar15	OP:	0	0									
	OT:	0	29	101	145	153	126	91	72	63	57	54
Reest -	BA:	0	0	0	0	0	0	0	0	0	0	0
Orig	OP:	266	154									
	OT:	149	31	-814	138	159	385	282	-66	-78	-81	-84




Sorted by FUNC, SFUN, TID, SUB
 (amounts in millions)

		2015	2016	2017	2018	2019	2020	2021	2022	2023	2024	2025
GENERAL SCIENCE, SPACE, AND TECHNOLOGY (250)												
Education and human resources												
049 0106 0 1 251 AA01 CJ CJ 03 0												
Appropriation												
Pres 16	BA:	866	963	982	1,002	1,012	1,022	1,043	1,064	1,085	1,107	1,129
Reest	OP:	732	742									
	OT:	836	858	905	944	973	992	1,006	1,022	1,041	1,061	1,082
Mar 15	BA:	866	879	895	913	931	950	969	989	1,009	1,030	1,050
Base	OP:	732	742									
	OT:	836	847	861	877	893	911	929	948	967	987	1,007
Orig	BA:	866	963	982	1,002	1,012	1,022	1,043	1,064	1,085	1,107	1,129
Pres	OP:	700	857									
	OT:	821	992	1,065	986	976	1,025	983	1,026	1,048	1,068	1,089
Reest -	BA:	0	84	87	89	81	72	74	75	76	77	79
Mar15	OP:	0	0									
	OT:	0	11	44	67	80	81	77	74	74	74	75
Reest -	BA:	0	0	0	0	0	0	0	0	0	0	0
Orig	OP:	32	-115									
	OT:	15	-134	-160	-42	-3	-33	23	-4	-7	-7	-7
049 0106 0 1 251 BA01 52 87 10 N												
Federal Fund												
H1-B Visas												
Pres 16	BA:	100	100	100	100	100	100	100	100	100	100	100
Reest	OP:	100	0									
	OT:	100	100	100	100	100	100	100	100	100	100	100
Mar 15	BA:	100	100	100	100	100	100	100	100	100	100	100
Base	OP:	100	0									
	OT:	100	100	100	100	100	100	100	100	100	100	100
Orig	BA:	103	107	100	100	100	100	100	100	100	100	100
Pres	OP:	81	116									
	OT:	92	128	123	102	101	101	100	100	100	100	100
Reest -	BA:	0	0	0	0	0	0	0	0	0	0	0
Mar15	OP:	0	0									
	OT:	0	0	0	0	0	0	0	0	0	0	0
Reest -	BA:	-3	-7	0	0	0	0	0	0	0	0	0
Orig	OP:	19	-116									
	OT:	8	-28	-23	-2	-1	-1	0	0	0	0	0



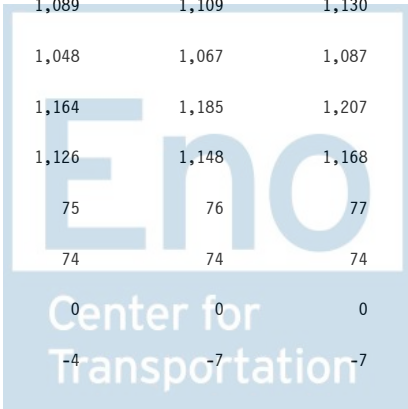
Sorted by FUNC, SFUN, TID, SUB
 (amounts in millions)

		2015	2016	2017	2018	2019	2020	2021	2022	2023	2024	2025
GENERAL SCIENCE, SPACE, AND TECHNOLOGY (250)												
049 0106 0 1 251 BS01 52 87 10 A												
Sequester												
Pres 16	BA:	-7	0	0	0	0	0	0	0	0	0	0
Reest	OP:	-2	-2									
	OT:	-7	-2	0	0	0	0	0	0	0	0	0
Mar 15	BA:	-7	-7	0	0	0	0	0	0	0	0	0
Base	OP:	-2	-2									
	OT:	-7	-7	-2	0	0	0	0	0	0	0	0
Orig	BA:	0	0	0	0	0	0	0	0	0	0	0
Pres	OP:	0	0									
	OT:	0	0	0	0	0	0	0	0	0	0	0
Reest -	BA:	0	7	0	0	0	0	0	0	0	0	0
Mar15	OP:	0	0									
	OT:	0	5	2	0	0	0	0	0	0	0	0
Reest -	BA:	-7	0	0	0	0	0	0	0	0	0	0
Orig	OP:	-2	-2									
	OT:	-7	-2	0	0	0	0	0	0	0	0	0
049 0106 0 1 251 BS20 52 87 10 A												
Sequester												
Pop up												
Pres 16	BA:	7	7	0	0	0	0	0	0	0	0	0
Reest	OP:	2	2									
	OT:	7	7	2	0	0	0	0	0	0	0	0
Mar 15	BA:	7	7	7	0	0	0	0	0	0	0	0
Base	OP:	2	2									
	OT:	7	7	7	2	0	0	0	0	0	0	0
Orig	BA:	0	0	0	0	0	0	0	0	0	0	0
Pres	OP:	0	0									
	OT:	0	0	0	0	0	0	0	0	0	0	0
Reest -	BA:	0	0	-7	0	0	0	0	0	0	0	0
Mar15	OP:	0	0									
	OT:	0	0	-5	-2	0	0	0	0	0	0	0
Reest -	BA:	7	7	0	0	0	0	0	0	0	0	0
Orig	OP:	2	2									
	OT:	7	7	2	0	0	0	0	0	0	0	0




Sorted by FUNC, SFUN, TID, SUB
 (amounts in millions)

		2015	2016	2017	2018	2019	2020	2021	2022	2023	2024	2025
GENERAL SCIENCE, SPACE, AND TECHNOLOGY (250)												
049 0106 0 1 251 DE02 CJ CJ 03 A STIM09												
Supplemental Emergency												
Pres 16	BA:	0	0	0	0	0	0	0	0	0	0	0
Reest	OP:	14	0									
	OT:	14	0	0	0	0	0	0	0	0	0	0
Mar 15	BA:	0	0	0	0	0	0	0	0	0	0	0
Base	OP:	14	0									
	OT:	14	0	0	0	0	0	0	0	0	0	0
Orig	BA:	0	0	0	0	0	0	0	0	0	0	0
Pres	OP:	0	0									
	OT:	0	0	0	0	0	0	0	0	0	0	0
Reest -	BA:	0	0	0	0	0	0	0	0	0	0	0
Mar15	OP:	0	0									
	OT:	0	0	0	0	0	0	0	0	0	0	0
Reest -	BA:	0	0	0	0	0	0	0	0	0	0	0
Orig	OP:	14	0									
	OT:	14	0	0	0	0	0	0	0	0	0	0
Account Total for Education and human resources												
Pres 16	BA:	966	1,070	1,082	1,102	1,112	1,122	1,143	1,164	1,185	1,207	1,229
Reest	OP:	846	742									
	OT:	950	963	1,007	1,044	1,073	1,092	1,106	1,122	1,141	1,161	1,182
Mar 15	BA:	966	979	1,002	1,013	1,031	1,050	1,069	1,089	1,109	1,130	1,150
Base	OP:	846	742									
	OT:	950	947	966	979	993	1,011	1,029	1,048	1,067	1,087	1,107
Orig	BA:	969	1,070	1,082	1,102	1,112	1,122	1,143	1,164	1,185	1,207	1,229
Pres	OP:	781	973									
	OT:	913	1,120	1,188	1,088	1,077	1,126	1,083	1,126	1,148	1,168	1,189
Reest -	BA:	0	91	80	89	81	72	74	75	76	77	79
Mar15	OP:	0	0									
	OT:	0	16	41	65	80	81	77	74	74	74	75
Reest -	BA:	-3	0	0	0	0	0	0	0	0	0	0
Orig	OP:	65	-231									
	OT:	37	-157	-181	-44	-4	-34	23	-4	-7	-7	-7



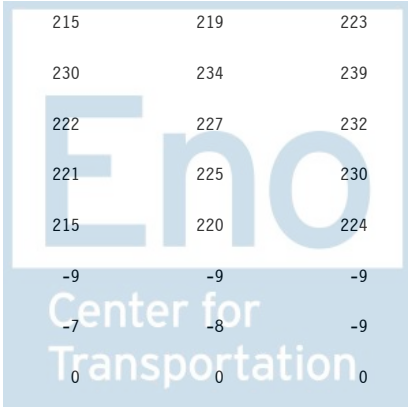
Sorted by FUNC, SFUN, TID, SUB
 (amounts in millions)

		2015	2016	2017	2018	2019	2020	2021	2022	2023	2024	2025
GENERAL SCIENCE, SPACE, AND TECHNOLOGY (250)												
Agency operations and award management												
049 0180 0 1 251 AA01 CJ CJ 03 0												
Appropriation												
Pres 16	BA:	325	355	362	369	373	377	384	392	399	407	416
Reest	OP:	39	42									
	OT:	320	349	359	366	371	375	381	389	396	404	413
Mar 15	BA:	325	335	346	359	371	385	398	412	426	441	456
Base	OP:	39	42									
	OT:	320	332	343	356	368	381	394	408	422	437	452
Orig	BA:	325	355	362	369	373	377	384	392	399	407	416
Pres	OP:	80	59									
	OT:	346	350	360	368	372	377	382	391	398	405	415
Reest -	BA:	0	20	16	10	2	-8	-14	-20	-27	-34	-40
Mar15	OP:	0	0									
	OT:	0	17	16	10	3	-6	-13	-19	-26	-33	-39
Reest -	BA:	0	0	0	0	0	0	0	0	0	0	0
Orig	OP:	-41	-17									
	OT:	-26	-1	-1	-2	-1	-2	-1	-2	-2	-1	-2
Office of Inspector General												
049 0300 0 1 251 AA01 CJ CJ 03 0												
Appropriation												
Pres 16	BA:	14	15	15	16	16	16	16	17	17	17	18
Reest	OP:	2	3									
	OT:	13	15	15	16	16	16	16	17	17	17	18
Mar 15	BA:	14	14	15	16	16	17	17	18	19	19	20
Base	OP:	2	3									
	OT:	13	14	15	16	16	17	17	18	19	19	20
Orig	BA:	14	15	15	16	16	16	16	17	17	17	18
Pres	OP:	2	2									
	OT:	13	14	15	16	16	16	16	17	17	17	18
Reest -	BA:	0	1	0	0	0	-1	-1	-1	-2	-2	-2
Mar15	OP:	0	0									
	OT:	0	1	0	0	0	-1	-1	-1	-2	-2	-2
Reest -	BA:	0	0	0	0	0	0	0	0	0	0	0
Orig	OP:	0	1									
	OT:	0	1	0	0	0	0	0	0	0	0	0



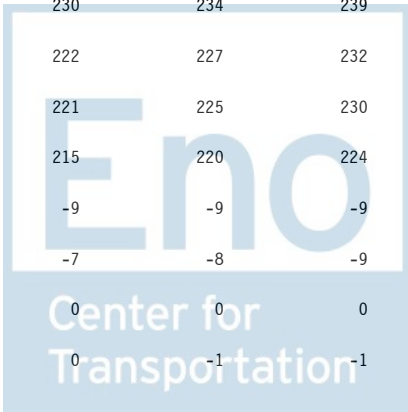
Sorted by FUNC, SFUN, TID, SUB
 (amounts in millions)

		2015	2016	2017	2018	2019	2020	2021	2022	2023	2024	2025
GENERAL SCIENCE, SPACE, AND TECHNOLOGY (250)												
Office of the National Science Board												
049 0350 0 1 251 AA01 CJ CJ 03 0												
Appropriation												
Pres 16	BA:	4	4	4	4	4	4	4	4	5	5	5
Reest	OP:	1	1									
	OT:	4	4	4	4	4	4	4	4	5	5	5
Mar 15	BA:	4	4	4	4	5	5	5	5	5	5	6
Base	OP:	1	1									
	OT:	4	4	4	4	5	5	5	5	5	5	6
Orig	BA:	4	4	4	4	4	4	4	4	5	5	5
Pres	OP:	1	1									
	OT:	4	4	4	4	4	4	4	4	5	5	5
Reest -	BA:	0	0	0	0	-1	-1	-1	-1	0	0	-1
Mar15	OP:	0	0									
	OT:	0	0	0	0	-1	-1	-1	-1	0	0	-1
Reest -	BA:	0	0	0	0	0	0	0	0	0	0	0
Orig	OP:	0	0									
	OT:	0	0	0	0	0	0	0	0	0	0	0
Major research equipment and facilities construction												
049 0551 0 1 251 AA01 CJ CJ 03 0												
Appropriation												
Pres 16	BA:	201	200	204	208	210	212	217	221	225	230	234
Reest	OP:	160	168									
	OT:	190	198	191	203	206	209	211	215	219	223	227
Mar 15	BA:	201	204	208	212	216	220	225	230	234	239	244
Base	OP:	160	168									
	OT:	190	199	193	206	210	214	218	222	227	232	236
Orig	BA:	201	200	204	208	210	212	217	221	225	230	234
Pres	OP:	205	181									
	OT:	217	193	200	202	207	209	211	215	220	224	228
Reest -	BA:	0	-4	-4	-4	-6	-8	-8	-9	-9	-9	-10
Mar15	OP:	0	0									
	OT:	0	-1	-2	-3	-4	-5	-7	-7	-8	-9	-9
Reest -	BA:	0	0	0	0	0	0	0	0	0	0	0
Orig	OP:	-45	-13									
	OT:	-27	5	-9	1	-1	0	0	0	-1	-1	-1




Sorted by FUNC, SFUN, TID, SUB
 (amounts in millions)

		2015	2016	2017	2018	2019	2020	2021	2022	2023	2024	2025
GENERAL SCIENCE, SPACE, AND TECHNOLOGY (250)												
049 0551 0 1 251 DE01 CJ CJ 03 A STIM09												
Supplemental Emergency												
Pres 16	BA:	0	0	0	0	0	0	0	0	0	0	0
Reest	OP:	28	0									
	OT:	28	0	0	0	0	0	0	0	0	0	0
Mar 15	BA:	0	0	0	0	0	0	0	0	0	0	0
Base	OP:	28	0									
	OT:	28	0	0	0	0	0	0	0	0	0	0
Orig	BA:	0	0	0	0	0	0	0	0	0	0	0
Pres	OP:	0	0									
	OT:	0	0	0	0	0	0	0	0	0	0	0
Reest -	BA:	0	0	0	0	0	0	0	0	0	0	0
Mar15	OP:	0	0									
	OT:	0	0	0	0	0	0	0	0	0	0	0
Reest -	BA:	0	0	0	0	0	0	0	0	0	0	0
Orig	OP:	28	0									
	OT:	28	0	0	0	0	0	0	0	0	0	0
Account Total for Major research equipment and facilities construction												
Pres 16	BA:	201	200	204	208	210	212	217	221	225	230	234
Reest	OP:	188	168									
	OT:	218	198	191	203	206	209	211	215	219	223	227
Mar 15	BA:	201	204	208	212	216	220	225	230	234	239	244
Base	OP:	188	168									
	OT:	218	199	193	206	210	214	218	222	227	232	236
Orig	BA:	201	200	204	208	210	212	217	221	225	230	234
Pres	OP:	205	181									
	OT:	217	193	200	202	207	209	211	215	220	224	228
Reest -	BA:	0	-4	-4	-4	-6	-8	-8	-9	-9	-9	-10
Mar15	OP:	0	0									
	OT:	0	-1	-2	-3	-4	-5	-7	-7	-8	-9	-9
Reest -	BA:	0	0	0	0	0	0	0	0	0	0	0
Orig	OP:	-17	-13									
	OT:	1	5	-9	1	-1	0	0	0	-1	-1	-1



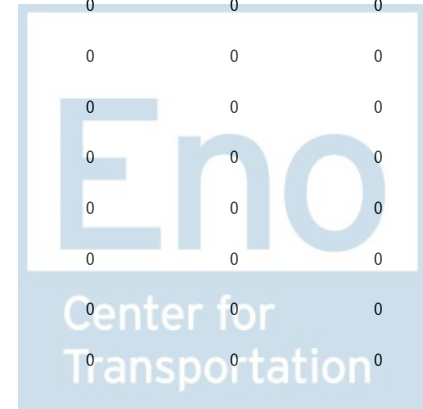
Sorted by FUNC, SFUN, TID, SUB
 (amounts in millions)

		2015	2016	2017	2018	2019	2020	2021	2022	2023	2024	2025
GENERAL SCIENCE, SPACE, AND TECHNOLOGY (250)												
Donations												
049 8960 0 7 251 BB01 52 87 10												
Trust Fund												
Pres 16	BA:	0	0	0	0	0	0	0	0	0	0	0
Reest	OP:	0	0									
	OT:	0	0	0	0	0	0	0	0	0	0	0
Mar 15	BA:	0	0	0	0	0	0	0	0	0	0	0
Base	OP:	0	0									
	OT:	0	0	0	0	0	0	0	0	0	0	0
Orig	BA:	45	45	45	45	45	45	45	45	45	45	45
Pres	OP:	25	11									
	OT:	52	38	45	45	45	45	45	45	45	45	45
Reest -	BA:	0	0	0	0	0	0	0	0	0	0	0
Mar15	OP:	0	0									
	OT:	0	0	0	0	0	0	0	0	0	0	0
Reest -	BA:	-45	-45	-45	-45	-45	-45	-45	-45	-45	-45	-45
Orig	OP:	-25	-11									
	OT:	-52	-38	-45	-45	-45	-45	-45	-45	-45	-45	-45
049 8960 0 7 251 BS01 52 87 10 A												
Sequester												
Pres 16	BA:	-1	0	0	0	0	0	0	0	0	0	0
Reest	OP:	0	0									
	OT:	-1	0	0	0	0	0	0	0	0	0	0
Mar 15	BA:	-1	0	0	0	0	0	0	0	0	0	0
Base	OP:	0	0									
	OT:	-1	0	0	0	0	0	0	0	0	0	0
Orig	BA:	0	0	0	0	0	0	0	0	0	0	0
Pres	OP:	0	0									
	OT:	0	0	0	0	0	0	0	0	0	0	0
Reest -	BA:	0	0	0	0	0	0	0	0	0	0	0
Mar15	OP:	0	0									
	OT:	0	0	0	0	0	0	0	0	0	0	0
Reest -	BA:	-1	0	0	0	0	0	0	0	0	0	0
Orig	OP:	0	0									
	OT:	-1	0	0	0	0	0	0	0	0	0	0



Sorted by FUNC, SFUN, TID, SUB
 (amounts in millions)

		2015	2016	2017	2018	2019	2020	2021	2022	2023	2024	2025
GENERAL SCIENCE, SPACE, AND TECHNOLOGY (250)												
049 8960 0 7 251 CB01 XX XX 10												
Offsetting Receipts												
Pres 16	BA:	0	0	0	0	0	0	0	0	0	0	0
Reest	OP:	0	0									
	OT:	0	0	0	0	0	0	0	0	0	0	0
Mar 15	BA:	0	0	0	0	0	0	0	0	0	0	0
Base	OP:	0	0									
	OT:	0	0	0	0	0	0	0	0	0	0	0
Orig	BA:	-45	-45	-45	-45	-45	-45	-45	-45	-45	-45	-45
Pres	OP:	0	0									
	OT:	-45	-45	-45	-45	-45	-45	-45	-45	-45	-45	-45
Reest -	BA:	0	0	0	0	0	0	0	0	0	0	0
Mar15	OP:	0	0									
	OT:	0	0	0	0	0	0	0	0	0	0	0
Reest -	BA:	45	45	45	45	45	45	45	45	45	45	45
Orig	OP:	0	0									
	OT:	45	45	45	45	45	45	45	45	45	45	45
Account Total for Donations												
Pres 16	BA:	-1	0	0	0	0	0	0	0	0	0	0
Reest	OP:	0	0									
	OT:	-1	0	0	0	0	0	0	0	0	0	0
Mar 15	BA:	-1	0	0	0	0	0	0	0	0	0	0
Base	OP:	0	0									
	OT:	-1	0	0	0	0	0	0	0	0	0	0
Orig	BA:	0	0	0	0	0	0	0	0	0	0	0
Pres	OP:	25	11									
	OT:	7	-7	0	0	0	0	0	0	0	0	0
Reest -	BA:	0	0	0	0	0	0	0	0	0	0	0
Mar15	OP:	0	0									
	OT:	0	0	0	0	0	0	0	0	0	0	0
Reest -	BA:	-1	0	0	0	0	0	0	0	0	0	0
Orig	OP:	-25	-11									
	OT:	-8	7	0	0	0	0	0	0	0	0	0



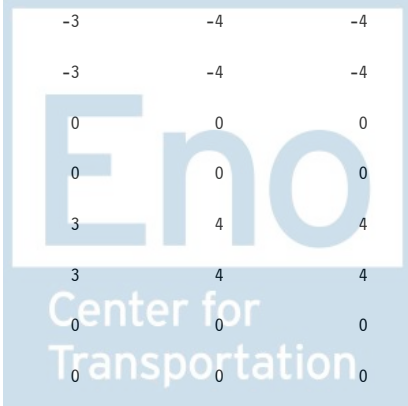
Sorted by FUNC, SFUN, TID, SUB
 (amounts in millions)

	2015	2016	2017	2018	2019	2020	2021	2022	2023	2024	2025	
GENERAL SCIENCE, SPACE, AND TECHNOLOGY (250)												
Department of Energy												
Energy Programs												
Science												
089 0222 0 1 251 AA01 EW EW 03 0												
Appropriation												
Pres 16	BA:	5,071	5,340	5,447	5,556	5,610	5,667	5,781	5,897	6,013	6,134	6,258
Reest	OP:	2,391	2,397									
	OT:	5,180	5,334	5,459	5,591	5,619	5,677	5,721	5,828	5,943	6,062	6,184
Mar 15	BA:	5,071	5,151	5,245	5,356	5,466	5,582	5,698	5,819	5,940	6,066	6,193
Base	OP:	2,391	2,397									
	OT:	5,180	5,230	5,291	5,392	5,450	5,557	5,628	5,747	5,867	5,991	6,117
Orig	BA:	5,068	5,340	5,447	5,556	5,610	5,667	5,781	5,897	6,013	6,134	6,258
Pres	OP:	2,266	2,264									
	OT:	5,231	5,389	5,545	5,671	5,750	5,812	5,901	6,020	6,139	6,073	6,196
Reest -	BA:	0	189	202	200	144	85	83	78	73	68	65
Mar15	OP:	0	0									
	OT:	0	104	168	199	169	120	93	81	76	71	67
Reest -	BA:	3	0	0	0	0	0	0	0	0	0	0
Orig	OP:	125	133									
	OT:	-51	-55	-86	-80	-131	-135	-180	-192	-196	-11	-12



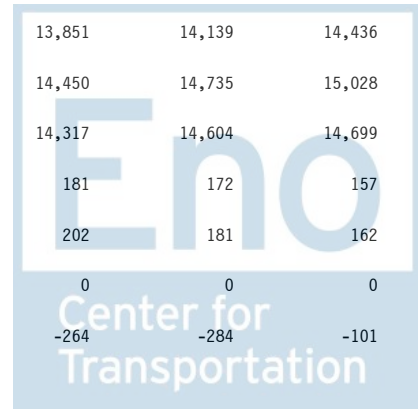
Sorted by FUNC, SFUN, TID, SUB
 (amounts in millions)

		2015	2016	2017	2018	2019	2020	2021	2022	2023	2024	2025
GENERAL SCIENCE, SPACE, AND TECHNOLOGY (250)												
089 0222 0 1 251 DE03 EW EW 03 A STIM09												
Supplemental Emergency												
Pres 16	BA:	0	0	0	0	0	0	0	0	0	0	0
Reest	OP:	18	0									
	OT:	18	0	0	0	0	0	0	0	0	0	0
Mar 15	BA:	0	0	0	0	0	0	0	0	0	0	0
Base	OP:	18	0									
	OT:	18	0	0	0	0	0	0	0	0	0	0
Orig	BA:	0	0	0	0	0	0	0	0	0	0	0
Pres	OP:	0	0									
	OT:	0	0	0	0	0	0	0	0	0	0	0
Reest -	BA:	0	0	0	0	0	0	0	0	0	0	0
Mar15	OP:	0	0									
	OT:	0	0	0	0	0	0	0	0	0	0	0
Reest -	BA:	0	0	0	0	0	0	0	0	0	0	0
Orig	OP:	18	0									
	OT:	18	0	0	0	0	0	0	0	0	0	0
089 0222 0 1 251 IA01 EW EW 03 0												
Rescission												
Pres 16	BA:	-3	0	0	0	0	0	0	0	0	0	0
Reest	OP:	-2	-2									
	OT:	-4	-2	0	0	0	0	0	0	0	0	0
Mar 15	BA:	-3	-3	-3	-3	-3	-3	-3	-3	-3	-3	-3
Base	OP:	-2	-2									
	OT:	-4	-4	-3	-3	-3	-3	-3	-3	-3	-3	-3
Orig	BA:	0	0	0	0	0	0	0	0	0	0	0
Pres	OP:	0	0									
	OT:	0	0	0	0	0	0	0	0	0	0	0
Reest -	BA:	0	3	3	3	3	3	3	3	3	3	3
Mar15	OP:	0	0									
	OT:	0	2	3	3	3	3	3	3	3	3	3
Reest -	BA:	-3	0	0	0	0	0	0	0	0	0	0
Orig	OP:	-2	-2									
	OT:	-4	-2	0	0	0	0	0	0	0	0	0



Sorted by FUNC, SFUN, TID, SUB
 (amounts in millions)

		2015	2016	2017	2018	2019	2020	2021	2022	2023	2024	2025
GENERAL SCIENCE, SPACE, AND TECHNOLOGY (250)												
Account Total for Science												
Pres 16	BA:	5,068	5,340	5,447	5,556	5,610	5,667	5,781	5,897	6,013	6,134	6,258
Reest	OP:	2,407	2,395									
	OT:	5,194	5,332	5,459	5,591	5,619	5,677	5,721	5,828	5,943	6,062	6,184
Mar 15	BA:	5,068	5,148	5,242	5,353	5,463	5,579	5,695	5,816	5,936	6,062	6,189
Base	OP:	2,407	2,395									
	OT:	5,194	5,226	5,288	5,389	5,447	5,554	5,625	5,744	5,863	5,987	6,113
Orig	BA:	5,068	5,340	5,447	5,556	5,610	5,667	5,781	5,897	6,013	6,134	6,258
Pres	OP:	2,266	2,264									
	OT:	5,231	5,389	5,545	5,671	5,750	5,812	5,901	6,020	6,139	6,073	6,196
Reest -	BA:	0	192	205	203	147	88	86	81	77	72	69
Mar15	OP:	0	0									
	OT:	0	106	171	202	172	123	96	84	80	75	71
Reest -	BA:	0	0	0	0	0	0	0	0	0	0	0
Orig	OP:	141	131									
	OT:	-37	-57	-86	-80	-131	-135	-180	-192	-196	-11	-12
Subfunction Total for 251 General science and basic research (251)												
Pres 16	BA:	12,443	13,102	13,355	13,620	13,754	13,891	14,168	14,450	14,735	15,028	15,329
Reest	OP:	8,116	8,042									
	OT:	12,387	12,653	13,001	13,340	13,529	13,706	13,809	14,053	14,320	14,598	14,888
Mar 15	BA:	12,443	12,638	12,877	13,140	13,408	13,691	13,973	14,269	14,563	14,871	15,180
Base	OP:	8,116	8,042									
	OT:	12,387	12,485	12,674	12,921	13,126	13,389	13,567	13,851	14,139	14,436	14,739
Orig	BA:	12,447	13,102	13,355	13,620	13,754	13,891	14,168	14,450	14,735	15,028	15,329
Pres	OP:	7,727	8,028									
	OT:	12,271	12,824	14,092	13,327	13,507	13,492	13,685	14,317	14,604	14,699	14,994
Reest -	BA:	0	464	478	480	346	200	195	181	172	157	149
Mar15	OP:	0	0									
	OT:	0	168	327	419	403	317	242	202	181	162	149
Reest -	BA:	-4	0	0	0	0	0	0	0	0	0	0
Orig	OP:	389	14									
	OT:	116	-171	-1,091	13	22	214	124	-264	-284	-101	-106



Sorted by FUNC, SFUN, TID, SUB
(amounts in millions)

	2015	2016	2017	2018	2019	2020	2021	2022	2023	2024	2025
GENERAL SCIENCE, SPACE, AND TECHNOLOGY (250)											




Sorted by FUNC, SFUN, TID, SUB
 (amounts in millions)

		2015	2016	2017	2018	2019	2020	2021	2022	2023	2024	2025
GENERAL SCIENCE, SPACE, AND TECHNOLOGY (250)												
Space flight, research, and supporting activities (252)												
National Aeronautics and Space Administration												
National Aeronautics and Space Administration												
Office of Inspector General												
080 0109 0 1 252 AA01 CJ CJ 03 0												
Appropriation												
Pres 16	BA:	37	37	38	39	39	39	40	41	42	43	44
Reest	OP:	4	6									
	OT:	35	37	38	39	39	39	40	41	42	43	44
Mar 15	BA:	37	38	40	41	43	45	47	49	51	52	54
Base	OP:	4	6									
	OT:	35	38	40	41	43	45	47	49	51	52	54
Orig	BA:	37	37	38	39	39	39	40	41	42	43	44
Pres	OP:	4	2									
	OT:	41	36	37	39	39	39	40	41	42	43	43
Reest -	BA:	0	-1	-2	-2	-4	-6	-7	-8	-9	-9	-10
Mar15	OP:	0	0									
	OT:	0	-1	-2	-2	-4	-6	-7	-8	-9	-9	-10
Reest -	BA:	0	0	0	0	0	0	0	0	0	0	0
Orig	OP:	0	4									
	OT:	-6	1	1	0	0	0	0	0	0	0	1




Sorted by FUNC, SFUN, TID, SUB
 (amounts in millions)

		2015	2016	2017	2018	2019	2020	2021	2022	2023	2024	2025
GENERAL SCIENCE, SPACE, AND TECHNOLOGY (250)												
Human space flight												
080 0111 0 1 252 AA01 CJ CJ 03												
Appropriation												
Pres 16	BA:	0	0	0	0	0	0	0	0	0	0	0
Reest	OP:	0	0									
	OT:	0	0	0	0	0	0	0	0	0	0	0
Mar 15	BA:	0	0	0	0	0	0	0	0	0	0	0
Base	OP:	0	0									
	OT:	0	0	0	0	0	0	0	0	0	0	0
Orig	BA:	0	0	0	0	0	0	0	0	0	0	0
Pres	OP:	8	0									
	OT:	8	0	0	0	0	0	0	0	0	0	0
Reest -	BA:	0	0	0	0	0	0	0	0	0	0	0
Mar15	OP:	0	0									
	OT:	0	0	0	0	0	0	0	0	0	0	0
Reest -	BA:	0	0	0	0	0	0	0	0	0	0	0
Orig	OP:	-8	0									
	OT:	-8	0	0	0	0	0	0	0	0	0	0
Science, aeronautics, and exploration												
080 0114 0 1 252 AA01 CJ CJ 03 0												
Appropriation												
Pres 16	BA:	0	0	0	0	0	0	0	0	0	0	0
Reest	OP:	2	0									
	OT:	2	0	0	0	0	0	0	0	0	0	0
Mar 15	BA:	0	0	0	0	0	0	0	0	0	0	0
Base	OP:	2	0									
	OT:	2	0	0	0	0	0	0	0	0	0	0
Orig	BA:	0	0	0	0	0	0	0	0	0	0	0
Pres	OP:	2	0									
	OT:	2	0	0	0	0	0	0	0	0	0	0
Reest -	BA:	0	0	0	0	0	0	0	0	0	0	0
Mar15	OP:	0	0									
	OT:	0	0	0	0	0	0	0	0	0	0	0
Reest -	BA:	0	0	0	0	0	0	0	0	0	0	0
Orig	OP:	0	0									
	OT:	0	0	0	0	0	0	0	0	0	0	0



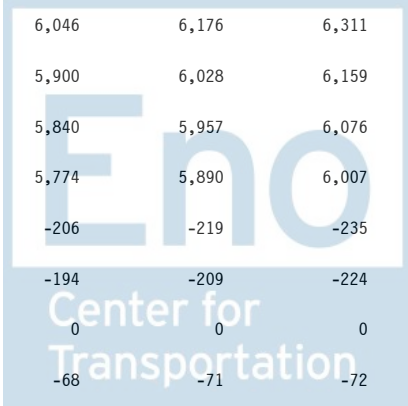
Sorted by FUNC, SFUN, TID, SUB
 (amounts in millions)

		2015	2016	2017	2018	2019	2020	2021	2022	2023	2024	2025
GENERAL SCIENCE, SPACE, AND TECHNOLOGY (250)												
Space Operations												
080 0115 0 1 252 AA01 CJ CJ 03 0												
Appropriation												
Pres 16	BA:	3,828	4,005	4,085	4,167	4,208	4,250	4,335	4,423	4,511	4,601	4,693
Reest	OP:	1,048	1,039									
	OT:	3,881	4,003	4,111	4,144	4,196	4,238	4,312	4,398	4,486	4,576	4,667
Mar 15	BA:	3,828	3,894	3,971	4,060	4,150	4,243	4,337	4,436	4,534	4,637	4,740
Base	OP:	1,048	1,039									
	OT:	3,881	3,921	4,000	4,035	4,125	4,217	4,311	4,408	4,507	4,608	4,711
Orig	BA:	3,828	4,005	4,085	4,167	4,208	4,250	4,335	4,423	4,511	4,601	4,693
Pres	OP:	1,222	1,212									
	OT:	4,092	4,215	4,118	4,145	4,197	4,239	4,313	4,400	4,487	4,577	4,668
Reest -	BA:	0	111	114	107	58	7	-2	-13	-23	-36	-47
Mar15	OP:	0	0									
	OT:	0	82	111	109	71	21	1	-10	-21	-32	-44
Reest -	BA:	0	0	0	0	0	0	0	0	0	0	0
Orig	OP:	-174	-173									
	OT:	-211	-212	-7	-1	-1	-1	-1	-2	-1	-1	-1
080 0115 0 1 252 BA60 30 72 10 N SPECTRUM												
Federal Fund												
spectrum												
Pres 16	BA:	2	0	0	0	0	0	0	0	0	0	0
Reest	OP:	0	0									
	OT:	0	1	1	0	0	0	0	0	0	0	0
Mar 15	BA:	2	0	0	0	0	0	0	0	0	0	0
Base	OP:	0	0									
	OT:	0	1	1	0	0	0	0	0	0	0	0
Orig	BA:	2	0	0	0	0	0	0	0	0	0	0
Pres	OP:	0	0									
	OT:	2	0	0	0	0	0	0	0	0	0	0
Reest -	BA:	0	0	0	0	0	0	0	0	0	0	0
Mar15	OP:	0	0									
	OT:	0	0	0	0	0	0	0	0	0	0	0
Reest -	BA:	0	0	0	0	0	0	0	0	0	0	0
Orig	OP:	0	0									
	OT:	-2	1	1	0	0	0	0	0	0	0	0



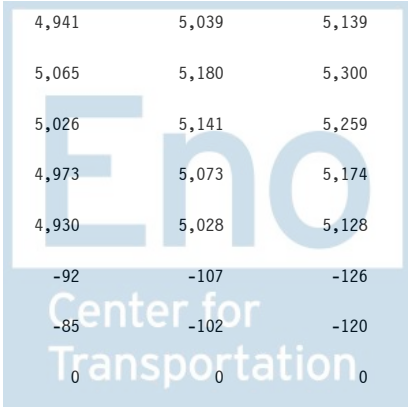
Sorted by FUNC, SFUN, TID, SUB
 (amounts in millions)

		2015	2016	2017	2018	2019	2020	2021	2022	2023	2024	2025
GENERAL SCIENCE, SPACE, AND TECHNOLOGY (250)												
Account Total for Space Operations												
Pres 16	BA:	3,830	4,005	4,085	4,167	4,208	4,250	4,335	4,423	4,511	4,601	4,693
Reest	OP:	1,048	1,039									
	OT:	3,881	4,004	4,112	4,144	4,196	4,238	4,312	4,398	4,486	4,576	4,667
Mar 15	BA:	3,830	3,894	3,971	4,060	4,150	4,243	4,337	4,436	4,534	4,637	4,740
Base	OP:	1,048	1,039									
	OT:	3,881	3,922	4,001	4,035	4,125	4,217	4,311	4,408	4,507	4,608	4,711
Orig	BA:	3,830	4,005	4,085	4,167	4,208	4,250	4,335	4,423	4,511	4,601	4,693
Pres	OP:	1,222	1,212									
	OT:	4,094	4,215	4,118	4,145	4,197	4,239	4,313	4,400	4,487	4,577	4,668
Reest -	BA:	0	111	114	107	58	7	-2	-13	-23	-36	-47
Mar15	OP:	0	0									
	OT:	0	82	111	109	71	21	1	-10	-21	-32	-44
Reest -	BA:	0	0	0	0	0	0	0	0	0	0	0
Orig	OP:	-174	-173									
	OT:	-213	-211	-6	-1	-1	-1	-1	-2	-1	-1	-1
Science												
080 0120 0 1 252 AA01 CJ CJ 03 0												
Appropriation												
Pres 16	BA:	5,245	5,289	5,395	5,502	5,558	5,614	5,726	5,840	5,957	6,076	6,197
Reest	OP:	2,352	2,559									
	OT:	4,975	5,204	5,302	5,419	5,456	5,513	5,598	5,706	5,819	5,935	6,054
Mar 15	BA:	5,245	5,331	5,432	5,550	5,669	5,792	5,917	6,046	6,176	6,311	6,447
Base	OP:	2,352	2,559									
	OT:	4,975	5,225	5,338	5,460	5,534	5,653	5,775	5,900	6,028	6,159	6,292
Orig	BA:	5,245	5,289	5,395	5,502	5,558	5,614	5,726	5,840	5,957	6,076	6,197
Pres	OP:	2,648	2,676									
	OT:	5,219	5,269	5,338	5,440	5,521	5,580	5,665	5,774	5,890	6,007	6,127
Reest -	BA:	0	-42	-37	-48	-111	-178	-191	-206	-219	-235	-250
Mar15	OP:	0	0									
	OT:	0	-21	-36	-41	-78	-140	-177	-194	-209	-224	-238
Reest -	BA:	0	0	0	0	0	0	0	0	0	0	0
Orig	OP:	-296	-117									
	OT:	-244	-65	-36	-21	-65	-67	-67	-68	-71	-72	-73



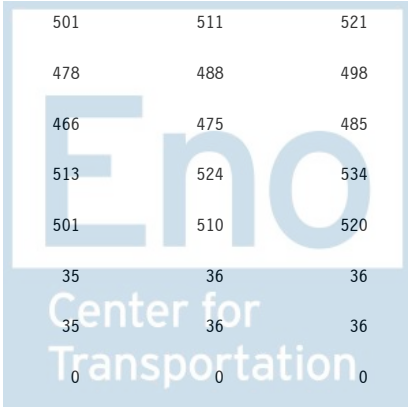
Sorted by FUNC, SFUN, TID, SUB
 (amounts in millions)

		2015	2016	2017	2018	2019	2020	2021	2022	2023	2024	2025
GENERAL SCIENCE, SPACE, AND TECHNOLOGY (250)												
Safety, Security and Mission Services												
080 0122 0 1 252 AA01 CJ CJ 03 0												
Appropriation												
Pres 16	BA:	2,759	2,843	2,900	2,957	2,988	3,017	3,078	3,140	3,203	3,267	3,332
Reest	OP:	1,042	1,104									
	OT:	2,670	2,781	2,876	2,933	2,975	3,005	3,053	3,114	3,177	3,240	3,305
Mar 15	BA:	2,759	2,827	2,904	2,991	3,081	3,173	3,267	3,364	3,463	3,564	3,668
Base	OP:	1,042	1,104									
	OT:	2,670	2,772	2,872	2,955	3,043	3,134	3,228	3,323	3,421	3,522	3,624
Orig	BA:	2,759	2,843	2,900	2,957	2,988	3,017	3,078	3,140	3,203	3,267	3,332
Pres	OP:	1,072	1,215									
	OT:	2,745	2,955	3,005	3,062	3,106	3,133	3,183	3,244	3,178	3,240	3,306
Reest -	BA:	0	16	-4	-34	-93	-156	-189	-224	-260	-297	-336
Mar15	OP:	0	0									
	OT:	0	9	4	-22	-68	-129	-175	-209	-244	-282	-319
Reest -	BA:	0	0	0	0	0	0	0	0	0	0	0
Orig	OP:	-30	-111									
	OT:	-75	-174	-129	-129	-131	-128	-130	-130	-1	0	-1
Exploration												
080 0124 0 1 252 AA02 CJ CJ 03 0												
Appropriation												
Pres 16	BA:	4,357	4,504	4,594	4,686	4,733	4,780	4,876	4,973	5,073	5,174	5,278
Reest	OP:	1,511	1,091									
	OT:	4,561	4,582	4,623	4,684	4,711	4,763	4,849	4,941	5,039	5,139	5,243
Mar 15	BA:	4,357	4,434	4,523	4,627	4,732	4,841	4,951	5,065	5,180	5,300	5,420
Base	OP:	1,511	1,091									
	OT:	4,561	4,527	4,560	4,624	4,696	4,804	4,913	5,026	5,141	5,259	5,379
Orig	BA:	4,357	4,504	4,594	4,686	4,733	4,780	4,876	4,973	5,073	5,174	5,278
Pres	OP:	1,621	1,731									
	OT:	4,235	4,433	4,550	4,645	4,710	4,759	4,836	4,930	5,028	5,128	5,232
Reest -	BA:	0	70	71	59	1	-61	-75	-92	-107	-126	-142
Mar15	OP:	0	0									
	OT:	0	55	63	60	15	-41	-64	-85	-102	-120	-136
Reest -	BA:	0	0	0	0	0	0	0	0	0	0	0
Orig	OP:	-110	-640									
	OT:	326	149	73	39	1	4	13	11	11	11	11




Sorted by FUNC, SFUN, TID, SUB
 (amounts in millions)

		2015	2016	2017	2018	2019	2020	2021	2022	2023	2024	2025
GENERAL SCIENCE, SPACE, AND TECHNOLOGY (250)												
Education												
080 0128 0 1 252 AA02 CJ CJ 03 0												
Appropriation												
Pres 16	BA:	119	89	91	93	93	94	96	98	100	102	104
Reest	OP:	84	85									
	OT:	114	107	98	96	93	93	94	95	97	99	101
Mar 15	BA:	119	121	123	126	129	132	134	137	140	143	147
Base	OP:	84	85									
	OT:	114	115	116	123	125	128	130	133	136	139	142
Orig	BA:	119	89	91	93	93	94	96	98	100	102	104
Pres	OP:	137	77									
	OT:	162	96	97	91	92	94	94	96	98	100	102
Reest -	BA:	0	-32	-32	-33	-36	-38	-38	-39	-40	-41	-43
Mar15	OP:	0	0									
	OT:	0	-8	-18	-27	-32	-35	-36	-38	-39	-40	-41
Reest -	BA:	0	0	0	0	0	0	0	0	0	0	0
Orig	OP:	-53	8									
	OT:	-48	11	1	5	1	-1	0	-1	-1	-1	-1
Construction and Environmental Compliance and Restoration												
080 0130 0 1 252 AA01 CJ CJ 03 0												
Appropriation												
Pres 16	BA:	419	465	474	484	489	494	503	513	524	534	545
Reest	OP:	401	372									
	OT:	514	498	489	494	500	501	503	501	511	521	531
Mar 15	BA:	419	425	433	442	450	460	469	478	488	498	508
Base	OP:	401	372									
	OT:	514	487	464	460	461	462	467	466	475	485	495
Orig	BA:	419	465	474	484	489	494	503	513	524	534	545
Pres	OP:	508	428									
	OT:	567	494	470	467	480	487	493	501	510	520	531
Reest -	BA:	0	40	41	42	39	34	34	35	36	36	37
Mar15	OP:	0	0									
	OT:	0	11	25	34	39	39	36	35	36	36	36
Reest -	BA:	0	0	0	0	0	0	0	0	0	0	0
Orig	OP:	-107	-56									
	OT:	-53	4	19	27	20	14	10	0	1	1	0



Sorted by FUNC, SFUN, TID, SUB
 (amounts in millions)

		2015	2016	2017	2018	2019	2020	2021	2022	2023	2024	2025
GENERAL SCIENCE, SPACE, AND TECHNOLOGY (250)												
Space Technology												
080 0131 0 1 252 AA01 CJ CJ 03 0												
Appropriation												
Pres 16	BA:	596	725	740	754	762	769	785	801	817	833	850
Reest	OP:	235	333									
	OT:	473	623	687	732	751	761	772	786	802	818	834
Mar 15	BA:	596	608	622	637	653	670	687	704	722	740	759
Base	OP:	235	333									
	OT:	473	576	593	621	638	654	671	688	705	723	742
Orig	BA:	596	725	740	754	762	769	785	801	817	833	850
Pres	OP:	268	384									
	OT:	477	638	723	743	755	763	774	788	804	821	837
Reest -	BA:	0	117	118	117	109	99	98	97	95	93	91
Mar15	OP:	0	0									
	OT:	0	47	94	111	113	107	101	98	97	95	92
Reest -	BA:	0	0	0	0	0	0	0	0	0	0	0
Orig	OP:	-33	-51									
	OT:	-4	-15	-36	-11	-4	-2	-2	-2	-2	-3	-3
Working capital fund												
080 4546 0 4 252 AA01 CJ CJ 03												
Appropriation												
Pres 16	BA:	0	0	0	0	-1	0	-1	0	0	0	0
Reest	OP:	0	0									
	OT:	0	0	0	0	0	0	0	0	0	0	0
Mar 15	BA:	0	0	0	0	0	0	0	0	0	0	0
Base	OP:	0	0									
	OT:	0	0	0	0	0	0	0	0	0	0	0
Orig	BA:	0	0	0	0	-1	0	-1	0	0	0	0
Pres	OP:	95	76									
	OT:	27	8	6	5	6	6	4	6	6	-2	-2
Reest -	BA:	0	0	0	0	-1	0	-1	0	0	0	0
Mar15	OP:	0	0									
	OT:	0	0	0	0	0	0	0	0	0	0	0
Reest -	BA:	0	0	0	0	0	0	0	0	0	0	0
Orig	OP:	-95	-76									
	OT:	-27	-8	-6	-5	-6	-6	-4	-6	-6	2	2



Sorted by FUNC, SFUN, TID, SUB
 (amounts in millions)

		2015	2016	2017	2018	2019	2020	2021	2022	2023	2024	2025
GENERAL SCIENCE, SPACE, AND TECHNOLOGY (250)												
Subfunction Total for 252 Space flight, research, and supporting activities (252)												
Pres 16	BA:	17,362	17,957	18,317	18,682	18,869	19,057	19,438	19,829	20,227	20,630	21,043
Reest	OP:	6,679	6,589									
	OT:	17,225	17,836	18,225	18,541	18,721	18,913	19,221	19,582	19,973	20,371	20,779
Mar 15	BA:	17,362	17,678	18,048	18,474	18,907	19,356	19,809	20,279	20,754	21,245	21,743
Base	OP:	6,679	6,589									
	OT:	17,225	17,662	17,984	18,319	18,665	19,097	19,542	19,993	20,464	20,947	21,439
Orig	BA:	17,362	17,957	18,317	18,682	18,869	19,057	19,438	19,829	20,227	20,630	21,043
Pres	OP:	7,585	7,801									
	OT:	17,577	18,144	18,344	18,637	18,906	19,100	19,402	19,780	20,043	20,434	20,844
Reest -	BA:	0	279	269	208	-38	-299	-371	-450	-527	-615	-700
Mar15	OP:	0	0									
	OT:	0	174	241	222	56	-184	-321	-411	-491	-576	-660
Reest -	BA:	0	0	0	0	0	0	0	0	0	0	0
Orig	OP:	-906	-1,212									
	OT:	-352	-308	-119	-96	-185	-187	-181	-198	-70	-63	-65



Sorted by FUNC, SFUN, TID, SUB
 (amounts in millions)

		2015	2016	2017	2018	2019	2020	2021	2022	2023	2024	2025
Function Total for 250 GENERAL SCIENCE, SPACE, AND TECHNOLOGY (250)												
Pres 16	BA:	29,805	31,059	31,672	32,302	32,623	32,948	33,606	34,279	34,962	35,658	36,372
Reest	OP:	14,795	14,631									
	OT:	29,612	30,489	31,226	31,881	32,250	32,619	33,030	33,635	34,293	34,969	35,667
Mar 15	BA:	29,805	30,316	30,925	31,614	32,315	33,047	33,782	34,548	35,317	36,116	36,923
Base	OP:	14,795	14,631									
	OT:	29,612	30,147	30,658	31,240	31,791	32,486	33,109	33,844	34,603	35,383	36,178
Orig	BA:	29,809	31,059	31,672	32,302	32,623	32,948	33,606	34,279	34,962	35,658	36,372
Pres	OP:	15,312	15,829									
	OT:	29,848	30,968	32,436	31,964	32,413	32,592	33,087	34,097	34,647	35,133	35,838
Reest -	BA:	0	743	747	688	308	-99	-176	-269	-355	-458	-551
Mar15	OP:	0	0									
	OT:	0	342	568	641	459	133	-79	-209	-310	-414	-511
Reest -	BA:	-4	0	0	0	0	0	0	0	0	0	0
Orig	OP:	-517	-1,198									
	OT:	-236	-479	-1,210	-83	-163	27	-57	-462	-354	-164	-171



Sorted by FUNC, SFUN, TID, SUB
(amounts in millions)

2015 2016 2017 2018 2019 2020 2021 2022 2023 2024 2025



Sorted by FUNC, SFUN, TID, SUB
 (amounts in millions)

		2015	2016	2017	2018	2019	2020	2021	2022	2023	2024	2025
ENERGY (270)												
Energy supply (271)												
Department of Agriculture												
National Institute of Food and Agriculture												
Biomass Research and Development												
012 1003 0 1 271 BA02 20 64 10 A												
Federal Fund												
Ag Act of 2014 - 7 USC 8108(h)												
Pres 16	BA:	3	3	3	0	0	0	0	0	0	0	0
Reest	OP:	18	20									
	OT:	18	20	12	3	2	1	0	0	0	0	0
Mar 15	BA:	3	3	3	0	0	0	0	0	0	0	0
Base	OP:	18	20									
	OT:	18	20	12	3	2	1	0	0	0	0	0
Orig	BA:	3	3	3	0	0	0	0	0	0	0	0
Pres	OP:	18	19									
	OT:	18	19	15	4	3	2	0	0	0	0	0
Reest -	BA:	0	0	0	0	0	0	0	0	0	0	0
Mar15	OP:	0	0									
	OT:	0	0	0	0	0	0	0	0	0	0	0
Reest -	BA:	0	0	0	0	0	0	0	0	0	0	0
Orig	OP:	0	1									
	OT:	0	1	-3	-1	-1	-1	0	0	0	0	0




Sorted by FUNC, SFUN, TID, SUB
 (amounts in millions)

		2015	2016	2017	2018	2019	2020	2021	2022	2023	2024	2025
ENERGY (270)												
Rural Utilities Service												
Rural electrification and telecommunications loans program accou												
012 1230 0 1 271 AA02 AR AR 03 0 AD												
Appropriation												
Pres 16	BA:	34	35	36	36	37	37	38	39	39	40	41
Reest	OP:	3	3									
	OT:	34	35	36	36	37	37	38	39	39	40	41
Mar 15	BA:	34	35	36	38	39	41	42	44	45	47	48
Base	OP:	3	3									
	OT:	34	35	36	38	39	41	42	44	45	47	48
Orig	BA:	34	35	36	36	37	37	38	39	39	40	41
Pres	OP:	0	0									
	OT:	34	35	36	37	37	37	38	40	39	40	41
Reest -	BA:	0	0	0	-2	-2	-4	-4	-5	-6	-7	-7
Mar15	OP:	0	0									
	OT:	0	0	0	-2	-2	-4	-4	-5	-6	-7	-7
Reest -	BA:	0	0	0	0	0	0	0	0	0	0	0
Orig	OP:	3	3									
	OT:	0	0	0	-1	0	0	0	-1	0	0	0



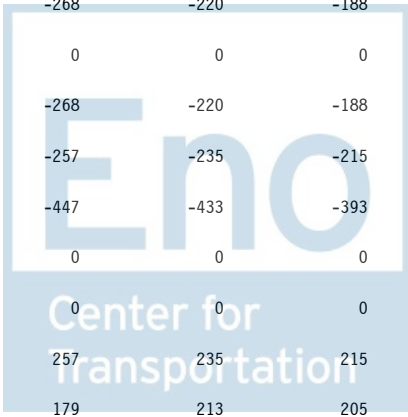
Sorted by FUNC, SFUN, TID, SUB
 (amounts in millions)

		2015	2016	2017	2018	2019	2020	2021	2022	2023	2024	2025
ENERGY (270)												
012 1230 0 1 271 AA03 AR AR 03 0 SD												
Appropriation												
Negative subsidy												
Pres 16	BA:	-152	-154	-157	-160	-163	-167	-170	-174	-177	-181	-184
Reest	OP:	0	0									
	OT:	-152	-154	-157	-160	-163	-167	-170	-174	-177	-181	-184
Mar 15	BA:	-152	-154	-157	-160	-163	-167	-170	-174	-177	-181	-184
Base	OP:	0	0									
	OT:	-152	-154	-157	-160	-163	-167	-170	-174	-177	-181	-184
Orig	BA:	-268	-178	-180	-289	-295	-274	-287	-295	-307	-307	-307
Pres	OP:	0	0									
	OT:	-268	-178	-180	-289	-295	-274	-287	-295	-307	-307	-307
Reest -	BA:	0	0	0	0	0	0	0	0	0	0	0
Mar15	OP:	0	0									
	OT:	0	0	0	0	0	0	0	0	0	0	0
Reest -	BA:	116	24	23	129	132	107	117	121	130	126	123
Orig	OP:	0	0									
	OT:	116	24	23	129	132	107	117	121	130	126	123
012 1230 0 1 271 BA01 20 64 10 N RD												
Federal Fund												
upward credit reestimate												
Pres 16	BA:	111	0	0	0	0	0	0	0	0	0	0
Reest	OP:	0	0									
	OT:	111	0	0	0	0	0	0	0	0	0	0
Mar 15	BA:	111	0	0	0	0	0	0	0	0	0	0
Base	OP:	0	0									
	OT:	111	0	0	0	0	0	0	0	0	0	0
Orig	BA:	111	0	0	0	0	0	0	0	0	0	0
Pres	OP:	0	0									
	OT:	111	0	0	0	0	0	0	0	0	0	0
Reest -	BA:	0	0	0	0	0	0	0	0	0	0	0
Mar15	OP:	0	0									
	OT:	0	0	0	0	0	0	0	0	0	0	0
Reest -	BA:	0	0	0	0	0	0	0	0	0	0	0
Orig	OP:	0	0									
	OT:	0	0	0	0	0	0	0	0	0	0	0



Sorted by FUNC, SFUN, TID, SUB
 (amounts in millions)

		2015	2016	2017	2018	2019	2020	2021	2022	2023	2024	2025
ENERGY (270)												
Account Total for Rural electrification and telecommunications loans program accou												
Pres 16	BA:	-7	-119	-121	-124	-126	-130	-132	-135	-138	-141	-143
Reest	OP:	3	3									
	OT:	-7	-119	-121	-124	-126	-130	-132	-135	-138	-141	-143
Mar 15	BA:	-7	-119	-121	-122	-124	-126	-128	-130	-132	-134	-136
Base	OP:	3	3									
	OT:	-7	-119	-121	-122	-124	-126	-128	-130	-132	-134	-136
Orig	BA:	-123	-143	-144	-253	-258	-237	-249	-256	-268	-267	-266
Pres	OP:	0	0									
	OT:	-123	-143	-144	-252	-258	-237	-249	-255	-268	-267	-266
Reest -	BA:	0	0	0	-2	-2	-4	-4	-5	-6	-7	-7
Mar15	OP:	0	0									
	OT:	0	0	0	-2	-2	-4	-4	-5	-6	-7	-7
Reest -	BA:	116	24	23	129	132	107	117	121	130	126	123
Orig	OP:	3	3									
	OT:	116	24	23	128	132	107	117	120	130	126	123
Rural electrification and telecommunications liquidating account												
012 4230 0 3 271 BD04 XX XX 10 N LQ												
Public Enterprise Fund												
Scheduled payments on pre-FCRA loans, excludes cushion of credit												
Pres 16	BA:	0	0	0	0	0	0	0	0	0	0	0
Reest	OP:	0	0									
	OT:	-775	-705	-638	-568	-477	-426	-323	-268	-220	-188	-153
Mar 15	BA:	0	0	0	0	0	0	0	0	0	0	0
Base	OP:	0	0									
	OT:	-775	-705	-638	-568	-477	-426	-323	-268	-220	-188	-153
Orig	BA:	-36	85	-238	-215	-194	-174	-19	-257	-235	-215	-196
Pres	OP:	0	0									
	OT:	-261	-310	-420	-583	-550	-334	-335	-447	-433	-393	-359
Reest -	BA:	0	0	0	0	0	0	0	0	0	0	0
Mar15	OP:	0	0									
	OT:	0	0	0	0	0	0	0	0	0	0	0
Reest -	BA:	36	-85	238	215	194	174	19	257	235	215	196
Orig	OP:	0	0									
	OT:	-514	-395	-218	15	73	-92	12	179	213	205	206



Sorted by FUNC, SFUN, TID, SUB
 (amounts in millions)

		2015	2016	2017	2018	2019	2020	2021	2022	2023	2024	2025
ENERGY (270)												
012 4230 0 3 271 BD06 XX XX 10 N LQ												
Public Enterprise Fund												
Cushion of credit - net deposits (budgetary treatment pending per Scorekeeping M												
Pres 16	BA:	-750	-750	0	0	0	0	0	0	0	0	0
Reest	OP:	0	0									
	OT:	-750	-750	0	0	0	0	0	0	0	0	0
Mar 15	BA:	-750	-750	0	0	0	0	0	0	0	0	0
Base	OP:	0	0									
	OT:	-750	-750	0	0	0	0	0	0	0	0	0
Orig	BA:	0	0	0	0	0	0	0	0	0	0	0
Pres	OP:	0	0									
	OT:	0	0	0	0	0	0	0	0	0	0	0
Reest -	BA:	0	0	0	0	0	0	0	0	0	0	0
Mar15	OP:	0	0									
	OT:	0	0	0	0	0	0	0	0	0	0	0
Reest -	BA:	-750	-750	0	0	0	0	0	0	0	0	0
Orig	OP:	0	0									
	OT:	-750	-750	0	0	0	0	0	0	0	0	0
Account Total for Rural electrification and telecommunications liquidating account												
Pres 16	BA:	-750	-750	0	0	0	0	0	0	0	0	0
Reest	OP:	0	0									
	OT:	-1,525	-1,455	-638	-568	-477	-426	-323	-268	-220	-188	-153
Mar 15	BA:	-750	-750	0	0	0	0	0	0	0	0	0
Base	OP:	0	0									
	OT:	-1,525	-1,455	-638	-568	-477	-426	-323	-268	-220	-188	-153
Orig	BA:	-36	85	-238	-215	-194	-174	-19	-257	-235	-215	-196
Pres	OP:	0	0									
	OT:	-261	-310	-420	-583	-550	-334	-335	-447	-433	-393	-359
Reest -	BA:	0	0	0	0	0	0	0	0	0	0	0
Mar15	OP:	0	0									
	OT:	0	0	0	0	0	0	0	0	0	0	0
Reest -	BA:	-714	-835	238	215	194	174	19	257	235	215	196
Orig	OP:	0	0									
	OT:	-1,264	-1,145	-218	15	73	-92	12	179	213	205	206




Sorted by FUNC, SFUN, TID, SUB
 (amounts in millions)

		2015	2016	2017	2018	2019	2020	2021	2022	2023	2024	2025
ENERGY (270)												
Department of the Treasury												
Departmental Offices												
Grants for Specified Energy Property in Lieu of Tax Credits, Rec												
020 0140 0 1 271 BA02 58 78 10 A JCT												
Federal Fund												
extension of authority under PL 111-312												
Pres 16	BA:	2,000	800	200	0	0	0	0	0	0	0	0
Reest	OP:	0	0									
	OT:	2,000	800	200	0	0	0	0	0	0	0	0
Mar 15	BA:	2,000	800	200	0	0	0	0	0	0	0	0
Base	OP:	0	0									
	OT:	2,000	800	200	0	0	0	0	0	0	0	0
Orig	BA:	2,007	1,162	581	0	0	0	0	0	0	0	0
Pres	OP:	51	0									
	OT:	2,007	1,162	581	0	0	0	0	0	0	0	0
Reest -	BA:	0	0	0	0	0	0	0	0	0	0	0
Mar15	OP:	0	0									
	OT:	0	0	0	0	0	0	0	0	0	0	0
Reest -	BA:	-7	-362	-381	0	0	0	0	0	0	0	0
Orig	OP:	-51	0									
	OT:	-7	-362	-381	0	0	0	0	0	0	0	0



Sorted by FUNC, SFUN, TID, SUB
 (amounts in millions)

		2015	2016	2017	2018	2019	2020	2021	2022	2023	2024	2025
ENERGY (270)												
020 0140 0 1 271 BS01 58 78 10 A												
Sequester												
Pres 16	BA:	-136	0	0	0	0	0	0	0	0	0	0
Reest	OP:	0	0									
	OT:	-136	0	0	0	0	0	0	0	0	0	0
Mar 15	BA:	-136	-54	0	0	0	0	0	0	0	0	0
Base	OP:	0	0									
	OT:	-136	-54	0	0	0	0	0	0	0	0	0
Orig	BA:	0	0	0	0	0	0	0	0	0	0	0
Pres	OP:	0	0									
	OT:	0	0	0	0	0	0	0	0	0	0	0
Reest -	BA:	0	54	0	0	0	0	0	0	0	0	0
Mar15	OP:	0	0									
	OT:	0	54	0	0	0	0	0	0	0	0	0
Reest -	BA:	-136	0	0	0	0	0	0	0	0	0	0
Orig	OP:	0	0									
	OT:	-136	0	0	0	0	0	0	0	0	0	0
Account Total for Grants for Specified Energy Property in Lieu of Tax Credits, Rec												
Pres 16	BA:	1,864	800	200	0	0	0	0	0	0	0	0
Reest	OP:	0	0									
	OT:	1,864	800	200	0	0	0	0	0	0	0	0
Mar 15	BA:	1,864	746	200	0	0	0	0	0	0	0	0
Base	OP:	0	0									
	OT:	1,864	746	200	0	0	0	0	0	0	0	0
Orig	BA:	2,007	1,162	581	0	0	0	0	0	0	0	0
Pres	OP:	51	0									
	OT:	2,007	1,162	581	0	0	0	0	0	0	0	0
Reest -	BA:	0	54	0	0	0	0	0	0	0	0	0
Mar15	OP:	0	0									
	OT:	0	54	0	0	0	0	0	0	0	0	0
Reest -	BA:	-143	-362	-381	0	0	0	0	0	0	0	0
Orig	OP:	-51	0									
	OT:	-143	-362	-381	0	0	0	0	0	0	0	0



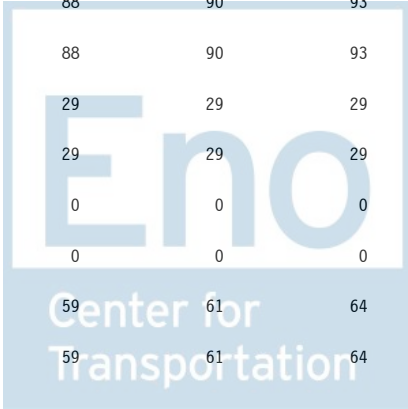
Sorted by FUNC, SFUN, TID, SUB
 (amounts in millions)

		2015	2016	2017	2018	2019	2020	2021	2022	2023	2024	2025
ENERGY (270)												
Internal Revenue Service												
Payment to Issuer of New Clean Renewable Energy Bonds												
020 0947 0 1 271 BA01 58 78 10 A JCT												
Federal Fund												
JCT estimate												
Pres 16	BA:	35	42	50	58	67	75	83	88	90	93	95
Reest	OP:	0	0									
	OT:	35	42	50	58	67	75	83	88	90	93	95
Mar 15	BA:	35	42	50	58	67	75	83	88	90	93	95
Base	OP:	0	0									
	OT:	35	42	50	58	67	75	83	88	90	93	95
Orig	BA:	27	29	29	29	29	29	29	29	29	29	29
Pres	OP:	0	0									
	OT:	27	29	29	29	29	29	29	29	29	29	29
Reest -	BA:	0	0	0	0	0	0	0	0	0	0	0
Mar15	OP:	0	0									
	OT:	0	0	0	0	0	0	0	0	0	0	0
Reest -	BA:	8	13	21	29	38	46	54	59	61	64	66
Orig	OP:	0	0									
	OT:	8	13	21	29	38	46	54	59	61	64	66



Sorted by FUNC, SFUN, TID, SUB
 (amounts in millions)

		2015	2016	2017	2018	2019	2020	2021	2022	2023	2024	2025
ENERGY (270)												
020 0947 0 1 271 BS01 58 78 10 A												
Sequester												
Pres 16	BA:	-2	0	0	0	0	0	0	0	0	0	0
Reest	OP:	0	0									
	OT:	-2	0	0	0	0	0	0	0	0	0	0
Mar 15	BA:	-2	-3	0	0	0	0	0	0	0	0	0
Base	OP:	0	0									
	OT:	-2	-3	0	0	0	0	0	0	0	0	0
Orig	BA:	0	0	0	0	0	0	0	0	0	0	0
Pres	OP:	0	0									
	OT:	0	0	0	0	0	0	0	0	0	0	0
Reest -	BA:	0	3	0	0	0	0	0	0	0	0	0
Mar15	OP:	0	0									
	OT:	0	3	0	0	0	0	0	0	0	0	0
Reest -	BA:	-2	0	0	0	0	0	0	0	0	0	0
Orig	OP:	0	0									
	OT:	-2	0	0	0	0	0	0	0	0	0	0
Account Total for Payment to Issuer of New Clean Renewable Energy Bonds												
Pres 16	BA:	33	42	50	58	67	75	83	88	90	93	95
Reest	OP:	0	0									
	OT:	33	42	50	58	67	75	83	88	90	93	95
Mar 15	BA:	33	39	50	58	67	75	83	88	90	93	95
Base	OP:	0	0									
	OT:	33	39	50	58	67	75	83	88	90	93	95
Orig	BA:	27	29	29	29	29	29	29	29	29	29	29
Pres	OP:	0	0									
	OT:	27	29	29	29	29	29	29	29	29	29	29
Reest -	BA:	0	3	0	0	0	0	0	0	0	0	0
Mar15	OP:	0	0									
	OT:	0	3	0	0	0	0	0	0	0	0	0
Reest -	BA:	6	13	21	29	38	46	54	59	61	64	66
Orig	OP:	0	0									
	OT:	6	13	21	29	38	46	54	59	61	64	66



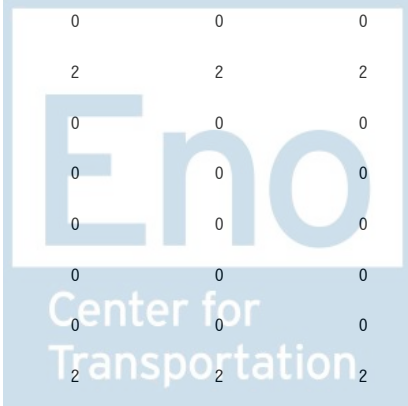
Sorted by FUNC, SFUN, TID, SUB
 (amounts in millions)

		2015	2016	2017	2018	2019	2020	2021	2022	2023	2024	2025
ENERGY (270)												
Department of Energy												
Energy Programs												
Title 17 innovative technology loan guarantee program												
089 0208 0 1 271 AA01 EW EW 03 0 AD												
Appropriation												
Pres 16	BA:	42	42	43	44	44	45	45	46	47	48	49
Reest	OP:	6	6									
	OT:	42	42	43	44	44	45	45	46	47	48	49
Mar 15	BA:	42	44	45	47	49	51	53	56	58	60	62
Base	OP:	6	6									
	OT:	42	43	45	47	49	51	53	56	58	60	62
Orig	BA:	7	0	0	0	0	0	0	0	0	0	0
Pres	OP:	100	153									
	OT:	104	153	0	0	0	0	0	0	0	0	0
Reest -	BA:	0	-2	-2	-3	-5	-6	-8	-10	-11	-12	-13
Mar15	OP:	0	0									
	OT:	0	-1	-2	-3	-5	-6	-8	-10	-11	-12	-13
Reest -	BA:	35	42	43	44	44	45	45	46	47	48	49
Orig	OP:	-94	-147									
	OT:	-62	-111	43	44	44	45	45	46	47	48	49



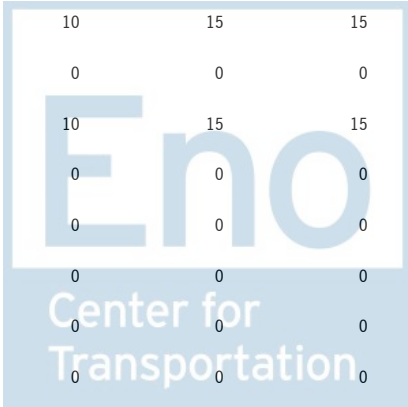
Sorted by FUNC, SFUN, TID, SUB
 (amounts in millions)

		2015	2016	2017	2018	2019	2020	2021	2022	2023	2024	2025
ENERGY (270)												
089 0208 0 1 271 AA02 EW EW 03 1 AD												
Appropriation												
Pres 16	BA:	-25	-25	-25	-26	-26	-27	-28	-28	-29	-29	-30
Reest	OP:	0	0									
	OT:	-25	-25	-25	-26	-26	-27	-28	-28	-29	-29	-30
Mar 15	BA:	-25	-25	-25	-26	-26	-27	-28	-28	-29	-29	-30
Base	OP:	0	0									
	OT:	-25	-25	-25	-26	-26	-27	-28	-28	-29	-29	-30
Orig	BA:	0	0	0	0	0	0	0	0	0	0	0
Pres	OP:	0	0									
	OT:	0	0	0	0	0	0	0	0	0	0	0
Reest -	BA:	0	0	0	0	0	0	0	0	0	0	0
Mar15	OP:	0	0									
	OT:	0	0	0	0	0	0	0	0	0	0	0
Reest -	BA:	-25	-25	-25	-26	-26	-27	-28	-28	-29	-29	-30
Orig	OP:	0	0									
	OT:	-25	-25	-25	-26	-26	-27	-28	-28	-29	-29	-30
089 0208 0 1 271 AA03 EW EW 03 N SG												
Appropriation												
Pres 16	BA:	0	0	0	0	0	0	0	0	0	0	0
Reest	OP:	0	0									
	OT:	0	0	1	1	1	2	2	2	2	2	2
Mar 15	BA:	0	0	0	0	0	0	0	0	0	0	0
Base	OP:	0	0									
	OT:	0	0	1	1	1	2	2	2	2	2	2
Orig	BA:	0	0	0	0	0	0	0	0	0	0	0
Pres	OP:	0	0									
	OT:	0	0	0	0	0	0	0	0	0	0	0
Reest -	BA:	0	0	0	0	0	0	0	0	0	0	0
Mar15	OP:	0	0									
	OT:	0	0	0	0	0	0	0	0	0	0	0
Reest -	BA:	0	0	0	0	0	0	0	0	0	0	0
Orig	OP:	0	0									
	OT:	0	0	1	1	1	2	2	2	2	2	2



Sorted by FUNC, SFUN, TID, SUB
 (amounts in millions)

		2015	2016	2017	2018	2019	2020	2021	2022	2023	2024	2025
ENERGY (270)												
089 0208 0 1 271 AA04 EW EW 03 0 SG												
Appropriation												
Outlays from loan volumes specified in 2009 and 2011 appropriation acts												
Pres 16	BA:	0	0	0	0	0	0	0	0	0	0	0
Reest	OP:	2	10									
	OT:	2	10	10	10	10	10	10	15	15	15	20
Mar 15	BA:	0	0	0	0	0	0	0	0	0	0	0
Base	OP:	2	10									
	OT:	2	10	10	10	10	10	10	15	15	15	20
Orig	BA:	0	0	0	0	0	0	0	0	0	0	0
Pres	OP:	0	0									
	OT:	0	0	0	0	0	0	0	0	0	0	0
Reest -	BA:	0	0	0	0	0	0	0	0	0	0	0
Mar15	OP:	0	0									
	OT:	0	0	0	0	0	0	0	0	0	0	0
Reest -	BA:	0	0	0	0	0	0	0	0	0	0	0
Orig	OP:	2	10									
	OT:	2	10	10	10	10	10	10	15	15	15	20
089 0208 0 1 271 AA05 EW EW 03 0 SG												
Appropriation												
Outlays from subsidy appropriations												
Pres 16	BA:	0	0	0	0	0	0	0	0	0	0	0
Reest	OP:	1	5									
	OT:	1	5	10	10	10	10	10	10	15	15	15
Mar 15	BA:	0	0	0	0	0	0	0	0	0	0	0
Base	OP:	1	5									
	OT:	1	5	10	10	10	10	10	10	15	15	15
Orig	BA:	0	0	0	0	0	0	0	0	0	0	0
Pres	OP:	0	0									
	OT:	0	0	0	0	0	0	0	0	0	0	0
Reest -	BA:	0	0	0	0	0	0	0	0	0	0	0
Mar15	OP:	0	0									
	OT:	0	0	0	0	0	0	0	0	0	0	0
Reest -	BA:	0	0	0	0	0	0	0	0	0	0	0
Orig	OP:	1	5									
	OT:	1	5	10	10	10	10	10	10	15	15	15




Sorted by FUNC, SFUN, TID, SUB
 (amounts in millions)

		2015	2016	2017	2018	2019	2020	2021	2022	2023	2024	2025
ENERGY (270)												
089 0208 0 1 271 AA12 EW EW 03 A SD												
Appropriation												
receipts from negative subsidy project												
Pres 16	BA:	-55	-68	-22	-15	-16	0	0	0	0	0	0
Reest	OP:	0	0									
	OT:	-55	-68	-22	-15	-16	0	0	0	0	0	0
Mar 15	BA:	-55	-68	-22	-15	-16	0	0	0	0	0	0
Base	OP:	0	0									
	OT:	-55	-68	-22	-15	-16	0	0	0	0	0	0
Orig	BA:	-55	-68	-69	-71	-71	-72	-74	-75	-77	-78	-80
Pres	OP:	0	0									
	OT:	-55	-68	-69	-71	-71	-72	-74	-75	-77	-78	-80
Reest -	BA:	0	0	0	0	0	0	0	0	0	0	0
Mar15	OP:	0	0									
	OT:	0	0	0	0	0	0	0	0	0	0	0
Reest -	BA:	0	0	47	56	55	72	74	75	77	78	80
Orig	OP:	0	0									
	OT:	0	0	47	56	55	72	74	75	77	78	80
089 0208 0 1 271 BA01 30 74 10 N RD												
Federal Fund												
Pres 16	BA:	-62	0	0	0	0	0	0	0	0	0	0
Reest	OP:	0	0									
	OT:	-62	0	0	0	0	0	0	0	0	0	0
Mar 15	BA:	-62	0	0	0	0	0	0	0	0	0	0
Base	OP:	0	0									
	OT:	-62	0	0	0	0	0	0	0	0	0	0
Orig	BA:	-62	0	0	0	0	0	0	0	0	0	0
Pres	OP:	0	0									
	OT:	-62	0	0	0	0	0	0	0	0	0	0
Reest -	BA:	0	0	0	0	0	0	0	0	0	0	0
Mar15	OP:	0	0									
	OT:	0	0	0	0	0	0	0	0	0	0	0
Reest -	BA:	0	0	0	0	0	0	0	0	0	0	0
Orig	OP:	0	0									
	OT:	0	0	0	0	0	0	0	0	0	0	0



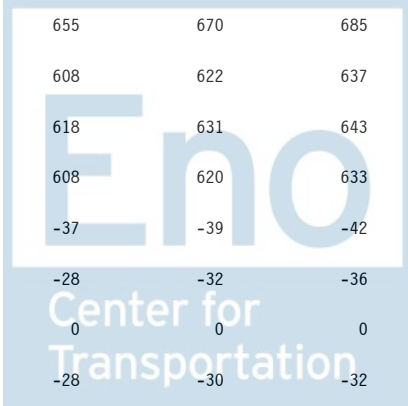
Sorted by FUNC, SFUN, TID, SUB
 (amounts in millions)

		2015	2016	2017	2018	2019	2020	2021	2022	2023	2024	2025
ENERGY (270)												
089 0208 0 1 271 BA02 30 74 10 N RG												
Federal Fund												
Pres 16	BA:	-23	0	0	0	0	0	0	0	0	0	0
Reest	OP:	0	0									
	OT:	-23	0	0	0	0	0	0	0	0	0	0
Mar 15	BA:	-23	0	0	0	0	0	0	0	0	0	0
Base	OP:	0	0									
	OT:	-23	0	0	0	0	0	0	0	0	0	0
Orig	BA:	-23	0	0	0	0	0	0	0	0	0	0
Pres	OP:	0	0									
	OT:	-23	0	0	0	0	0	0	0	0	0	0
Reest -	BA:	0	0	0	0	0	0	0	0	0	0	0
Mar15	OP:	0	0									
	OT:	0	0	0	0	0	0	0	0	0	0	0
Reest -	BA:	0	0	0	0	0	0	0	0	0	0	0
Orig	OP:	0	0									
	OT:	0	0	0	0	0	0	0	0	0	0	0
089 0208 0 1 271 DE01 EW EW 03 A SG STIM09												
Supplemental Emergency												
Pres 16	BA:	0	0	0	0	0	0	0	0	0	0	0
Reest	OP:	50	3									
	OT:	50	3	3	3	1	1	1	1	1	1	1
Mar 15	BA:	0	0	0	0	0	0	0	0	0	0	0
Base	OP:	50	3									
	OT:	50	3	3	3	1	1	1	1	1	1	1
Orig	BA:	0	0	0	0	0	0	0	0	0	0	0
Pres	OP:	0	0									
	OT:	0	0	0	0	0	0	0	0	0	0	0
Reest -	BA:	0	0	0	0	0	0	0	0	0	0	0
Mar15	OP:	0	0									
	OT:	0	0	0	0	0	0	0	0	0	0	0
Reest -	BA:	0	0	0	0	0	0	0	0	0	0	0
Orig	OP:	50	3									
	OT:	50	3	3	3	1	1	1	1	1	1	1



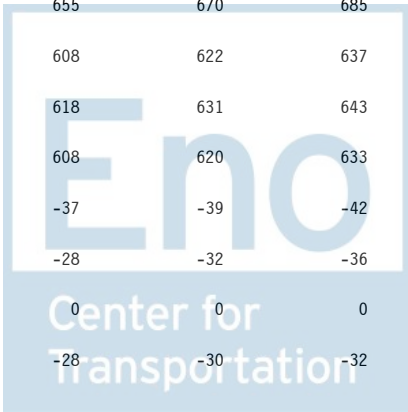
Sorted by FUNC, SFUN, TID, SUB
 (amounts in millions)

		2015	2016	2017	2018	2019	2020	2021	2022	2023	2024	2025
ENERGY (270)												
Account Total for Title 17 innovative technology loan guarantee program												
Pres 16	BA:	-123	-51	-4	3	2	18	17	18	18	19	19
Reest	OP:	59	24									
	OT:	-70	-33	20	27	24	41	40	46	51	52	57
Mar 15	BA:	-123	-49	-2	6	7	24	25	28	29	31	32
Base	OP:	59	24									
	OT:	-70	-32	22	30	29	47	48	56	62	64	70
Orig	BA:	-133	-68	-69	-71	-71	-72	-74	-75	-77	-78	-80
Pres	OP:	100	153									
	OT:	-36	85	-69	-71	-71	-72	-74	-75	-77	-78	-80
Reest -	BA:	0	-2	-2	-3	-5	-6	-8	-10	-11	-12	-13
Mar15	OP:	0	0									
	OT:	0	-1	-2	-3	-5	-6	-8	-10	-11	-12	-13
Reest -	BA:	10	17	65	74	73	90	91	93	95	97	99
Orig	OP:	-41	-129									
	OT:	-34	-118	89	98	95	113	114	121	128	130	137
Fossil energy research and development												
089 0213 0 1 271 AA01 EW EW 03 0												
Appropriation												
Pres 16	BA:	561	560	571	583	588	594	606	618	631	643	656
Reest	OP:	437	448									
	OT:	521	532	535	547	567	563	571	580	590	601	613
Mar 15	BA:	561	571	583	597	611	625	639	655	670	685	701
Base	OP:	437	448									
	OT:	521	534	540	555	579	581	594	608	622	637	651
Orig	BA:	561	560	571	583	588	594	606	618	631	643	656
Pres	OP:	2,041	603									
	OT:	2,264	826	752	573	582	590	597	608	620	633	645
Reest -	BA:	0	-11	-12	-14	-23	-31	-33	-37	-39	-42	-45
Mar15	OP:	0	0									
	OT:	0	-2	-5	-8	-12	-18	-23	-28	-32	-36	-38
Reest -	BA:	0	0	0	0	0	0	0	0	0	0	0
Orig	OP:	-1,604	-155									
	OT:	-1,743	-294	-217	-26	-15	-27	-26	-28	-30	-32	-32




Sorted by FUNC, SFUN, TID, SUB
 (amounts in millions)

		2015	2016	2017	2018	2019	2020	2021	2022	2023	2024	2025
ENERGY (270)												
089 0213 0 1 271 DE03 EW EW 03 A STIM09												
Supplemental Emergency												
Pres 16	BA:	0	0	0	0	0	0	0	0	0	0	0
Reest	OP:	500	0									
	OT:	500	0	0	0	0	0	0	0	0	0	0
Mar 15	BA:	0	0	0	0	0	0	0	0	0	0	0
Base	OP:	500	0									
	OT:	500	0	0	0	0	0	0	0	0	0	0
Orig	BA:	0	0	0	0	0	0	0	0	0	0	0
Pres	OP:	0	0									
	OT:	0	0	0	0	0	0	0	0	0	0	0
Reest -	BA:	0	0	0	0	0	0	0	0	0	0	0
Mar15	OP:	0	0									
	OT:	0	0	0	0	0	0	0	0	0	0	0
Reest -	BA:	0	0	0	0	0	0	0	0	0	0	0
Orig	OP:	500	0									
	OT:	500	0	0	0	0	0	0	0	0	0	0
Account Total for Fossil energy research and development												
Pres 16	BA:	561	560	571	583	588	594	606	618	631	643	656
Reest	OP:	937	448									
	OT:	1,021	532	535	547	567	563	571	580	590	601	613
Mar 15	BA:	561	571	583	597	611	625	639	655	670	685	701
Base	OP:	937	448									
	OT:	1,021	534	540	555	579	581	594	608	622	637	651
Orig	BA:	561	560	571	583	588	594	606	618	631	643	656
Pres	OP:	2,041	603									
	OT:	2,264	826	752	573	582	590	597	608	620	633	645
Reest -	BA:	0	-11	-12	-14	-23	-31	-33	-37	-39	-42	-45
Mar15	OP:	0	0									
	OT:	0	-2	-5	-8	-12	-18	-23	-28	-32	-36	-38
Reest -	BA:	0	0	0	0	0	0	0	0	0	0	0
Orig	OP:	-1,104	-155									
	OT:	-1,243	-294	-217	-26	-15	-27	-26	-28	-30	-32	-32




Sorted by FUNC, SFUN, TID, SUB
 (amounts in millions)

		2015	2016	2017	2018	2019	2020	2021	2022	2023	2024	2025
ENERGY (270)												
Naval petroleum and oil shale reserves												
089 0219 0 1 271 AA01 EW EW 03 0												
Appropriation												
Pres 16	BA:	20	18	18	19	19	19	19	20	20	21	21
Reest	OP:	13	14									
	OT:	21	22	19	18	19	19	19	19	20	20	21
Mar 15	BA:	20	20	21	21	22	22	23	23	24	25	25
Base	OP:	13	14									
	OT:	21	22	21	21	21	22	22	23	23	24	25
Orig	BA:	20	18	18	19	19	19	19	20	20	21	21
Pres	OP:	9	18									
	OT:	20	29	22	19	19	19	19	19	20	21	21
Reest -	BA:	0	-2	-3	-2	-3	-3	-4	-3	-4	-4	-4
Mar15	OP:	0	0									
	OT:	0	0	-2	-3	-2	-3	-3	-4	-3	-4	-4
Reest -	BA:	0	0	0	0	0	0	0	0	0	0	0
Orig	OP:	4	-4									
	OT:	1	-7	-3	-1	0	0	0	0	0	-1	0
089 0219 0 1 271 CB01 XX XX 20												
Offsetting Receipts												
Pres 16	BA:	0	0	0	0	0	0	0	0	0	0	0
Reest	OP:	0	0									
	OT:	0	0	0	0	0	0	0	0	0	0	0
Mar 15	BA:	0	0	0	0	0	0	0	0	0	0	0
Base	OP:	0	0									
	OT:	0	0	0	0	0	0	0	0	0	0	0
Orig	BA:	-2	0	0	0	0	0	0	0	0	0	0
Pres	OP:	0	0									
	OT:	-2	0	0	0	0	0	0	0	0	0	0
Reest -	BA:	0	0	0	0	0	0	0	0	0	0	0
Mar15	OP:	0	0									
	OT:	0	0	0	0	0	0	0	0	0	0	0
Reest -	BA:	2	0	0	0	0	0	0	0	0	0	0
Orig	OP:	0	0									
	OT:	2	0	0	0	0	0	0	0	0	0	0




Sorted by FUNC, SFUN, TID, SUB
 (amounts in millions)

		2015	2016	2017	2018	2019	2020	2021	2022	2023	2024	2025
ENERGY (270)												
Account Total for Naval petroleum and oil shale reserves												
Pres 16	BA:	20	18	18	19	19	19	19	20	20	21	21
Reest	OP:	13	14									
	OT:	21	22	19	18	19	19	19	19	20	20	21
Mar 15	BA:	20	20	21	21	22	22	23	23	24	25	25
Base	OP:	13	14									
	OT:	21	22	21	21	21	22	22	23	23	24	25
Orig	BA:	18	18	18	19	19	19	19	20	20	21	21
Pres	OP:	9	18									
	OT:	18	29	22	19	19	19	19	19	20	21	21
Reest -	BA:	0	-2	-3	-2	-3	-3	-4	-3	-4	-4	-4
Mar15	OP:	0	0									
	OT:	0	0	-2	-3	-2	-3	-3	-4	-3	-4	-4
Reest -	BA:	2	0	0	0	0	0	0	0	0	0	0
Orig	OP:	4	-4									
	OT:	3	-7	-3	-1	0	0	0	0	0	-1	0
Clean coal technology												
089 0235 0 1 271 IA01 EW EW 03 A												
Rescission												
old account; do not inflate												
Pres 16	BA:	-7	0	0	0	0	0	0	0	0	0	0
Reest	OP:	0	0									
	OT:	0	0	0	0	0	0	0	0	0	0	0
Mar 15	BA:	-7	0	0	0	0	0	0	0	0	0	0
Base	OP:	0	0									
	OT:	0	0	0	0	0	0	0	0	0	0	0
Orig	BA:	-7	0	0	0	0	0	0	0	0	0	0
Pres	OP:	0	0									
	OT:	0	0	0	0	0	0	0	0	0	0	0
Reest -	BA:	0	0	0	0	0	0	0	0	0	0	0
Mar15	OP:	0	0									
	OT:	0	0	0	0	0	0	0	0	0	0	0
Reest -	BA:	0	0	0	0	0	0	0	0	0	0	0
Orig	OP:	0	0									
	OT:	0	0	0	0	0	0	0	0	0	0	0



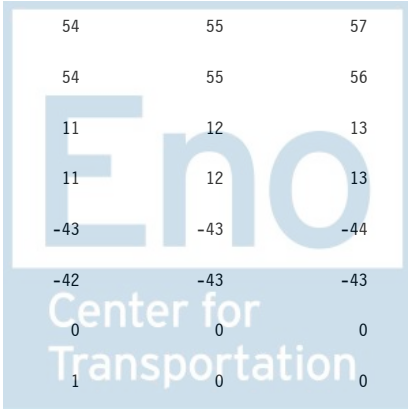
Sorted by FUNC, SFUN, TID, SUB
 (amounts in millions)

		2015	2016	2017	2018	2019	2020	2021	2022	2023	2024	2025
ENERGY (270)												
Power Marketing Administration												
Operation and maintenance, Southeastern Power Administration												
089 0302 0 1 271 AA01 EW EW 03 0												
Appropriation												
Pres 16	BA:	7	7	1	0	1	0	-1	0	1	0	-1
Reest	OP:	2	1									
	OT:	8	7	2	0	1	0	-1	0	1	0	-1
Mar 15	BA:	7	7	7	7	8	8	8	8	8	8	8
Base	OP:	2	1									
	OT:	8	7	7	7	8	8	8	8	8	8	8
Orig	BA:	0	0	1	0	1	0	-1	0	1	0	-1
Pres	OP:	5	8									
	OT:	2	5	1	0	1	0	-1	0	1	0	-2
Reest -	BA:	0	0	-6	-7	-7	-8	-9	-8	-7	-8	-9
Mar15	OP:	0	0									
	OT:	0	0	-5	-7	-7	-8	-9	-8	-7	-8	-9
Reest -	BA:	7	7	0	0	0	0	0	0	0	0	0
Orig	OP:	-3	-7									
	OT:	6	2	1	0	0	0	0	0	0	0	1
089 0302 0 1 271 AA02 EW EW 03 0												
Appropriation												
Pres 16	BA:	-7	-7	0	0	0	0	0	0	0	0	0
Reest	OP:	0	0									
	OT:	-7	-7	0	0	0	0	0	0	0	0	0
Mar 15	BA:	-7	-7	-7	-7	-8	-8	-8	-8	-8	-8	-8
Base	OP:	0	0									
	OT:	-7	-7	-7	-7	-8	-8	-8	-8	-8	-8	-8
Orig	BA:	0	0	0	0	0	0	0	0	0	0	0
Pres	OP:	0	0									
	OT:	0	0	0	0	0	0	0	0	0	0	0
Reest -	BA:	0	0	7	7	8	8	8	8	8	8	8
Mar15	OP:	0	0									
	OT:	0	0	7	7	8	8	8	8	8	8	8
Reest -	BA:	-7	-7	0	0	0	0	0	0	0	0	0
Orig	OP:	0	0									
	OT:	-7	-7	0	0	0	0	0	0	0	0	0



Sorted by FUNC, SFUN, TID, SUB
 (amounts in millions)

		2015	2016	2017	2018	2019	2020	2021	2022	2023	2024	2025
ENERGY (270)												
Account Total for Operation and maintenance, Southeastern Power Administration												
Pres 16	BA:	0	0	1	0	1	0	-1	0	1	0	-1
Reest	OP:	2	1									
	OT:	1	0	2	0	1	0	-1	0	1	0	-1
Mar 15	BA:	0	0	0	0	0	0	0	0	0	0	0
Base	OP:	2	1									
	OT:	1	0	0	0	0	0	0	0	0	0	0
Orig	BA:	0	0	1	0	1	0	-1	0	1	0	-1
Pres	OP:	5	8									
	OT:	2	5	1	0	1	0	-1	0	1	0	-2
Reest -	BA:	0	0	1	0	1	0	-1	0	1	0	-1
Mar15	OP:	0	0									
	OT:	0	0	2	0	1	0	-1	0	1	0	-1
Reest -	BA:	0	0	0	0	0	0	0	0	0	0	0
Orig	OP:	-3	-7									
	OT:	-1	-5	1	0	0	0	0	0	0	0	1
Operation and maintenance, Southwestern Power Administration												
089 0303 0 1 271 AA01 EW EW 03 0												
Appropriation												
Pres 16	BA:	46	47	11	11	12	12	12	11	12	13	13
Reest	OP:	23	23									
	OT:	46	47	29	11	12	12	12	12	12	13	13
Mar 15	BA:	46	47	48	49	50	51	53	54	55	57	58
Base	OP:	23	23									
	OT:	46	47	48	49	50	51	52	54	55	56	58
Orig	BA:	11	11	11	11	12	12	12	11	12	13	13
Pres	OP:	52	21									
	OT:	59	28	27	11	11	12	12	11	12	13	13
Reest -	BA:	0	0	-37	-38	-38	-39	-41	-43	-43	-44	-45
Mar15	OP:	0	0									
	OT:	0	0	-19	-38	-38	-39	-40	-42	-43	-43	-45
Reest -	BA:	35	36	0	0	0	0	0	0	0	0	0
Orig	OP:	-29	2									
	OT:	-13	19	2	0	1	0	0	1	0	0	0



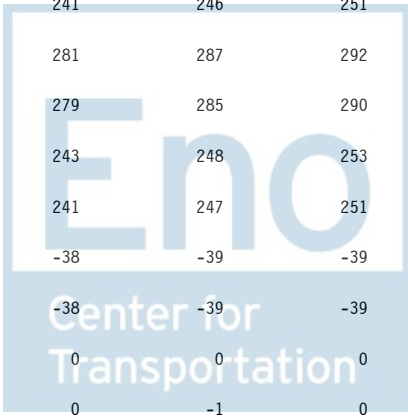
Sorted by FUNC, SFUN, TID, SUB
 (amounts in millions)

		2015	2016	2017	2018	2019	2020	2021	2022	2023	2024	2025
ENERGY (270)												
089 0303 0 1 271 AA02 EW EW 03 1												
Appropriation												
Pres 16	BA:	-34	-35	0	0	0	0	0	0	0	0	0
Reest	OP:	0	0									
	OT:	-34	-35	0	0	0	0	0	0	0	0	0
Mar 15	BA:	-34	-35	-36	-37	-37	-38	-39	-40	-41	-42	-43
Base	OP:	0	0									
	OT:	-34	-35	-36	-37	-37	-38	-39	-40	-41	-42	-43
Orig	BA:	0	0	0	0	0	0	0	0	0	0	0
Pres	OP:	0	0									
	OT:	0	0	0	0	0	0	0	0	0	0	0
Reest -	BA:	0	0	36	37	37	38	39	40	41	42	43
Mar15	OP:	0	0									
	OT:	0	0	36	37	37	38	39	40	41	42	43
Reest -	BA:	-34	-35	0	0	0	0	0	0	0	0	0
Orig	OP:	0	0									
	OT:	-34	-35	0	0	0	0	0	0	0	0	0
089 0303 0 1 271 AA03 EW EW 03 N												
Appropriation												
adjustment to offsetting collections; do not inflate												
Pres 16	BA:	1	0	0	0	0	0	0	0	0	0	0
Reest	OP:	0	0									
	OT:	1	0	0	0	0	0	0	0	0	0	0
Mar 15	BA:	1	0	0	0	0	0	0	0	0	0	0
Base	OP:	0	0									
	OT:	1	0	0	0	0	0	0	0	0	0	0
Orig	BA:	0	0	0	0	0	0	0	0	0	0	0
Pres	OP:	0	0									
	OT:	0	0	0	0	0	0	0	0	0	0	0
Reest -	BA:	0	0	0	0	0	0	0	0	0	0	0
Mar15	OP:	0	0									
	OT:	0	0	0	0	0	0	0	0	0	0	0
Reest -	BA:	1	0	0	0	0	0	0	0	0	0	0
Orig	OP:	0	0									
	OT:	1	0	0	0	0	0	0	0	0	0	0




Sorted by FUNC, SFUN, TID, SUB
 (amounts in millions)

		2015	2016	2017	2018	2019	2020	2021	2022	2023	2024	2025
ENERGY (270)												
Account Total for Operation and maintenance, Southwestern Power Administration												
Pres 16	BA:	13	12	11	11	12	12	12	11	12	13	13
Reest	OP:	23	23									
	OT:	13	12	29	11	12	12	12	12	12	13	13
Mar 15	BA:	13	12	12	12	13	13	14	14	14	15	15
Base	OP:	23	23									
	OT:	13	12	12	12	13	13	13	14	14	14	15
Orig	BA:	11	11	11	11	12	12	12	11	12	13	13
Pres	OP:	52	21									
	OT:	59	28	27	11	11	12	12	11	12	13	13
Reest -	BA:	0	0	-1	-1	-1	-1	-2	-3	-2	-2	-2
Mar15	OP:	0	0									
	OT:	0	0	17	-1	-1	-1	-1	-2	-2	-1	-2
Reest -	BA:	2	1	0	0	0	0	0	0	0	0	0
Orig	OP:	-29	2									
	OT:	-46	-16	2	0	1	0	0	1	0	0	0
Energy Programs												
Non-defense environmental cleanup												
089 0315 0 1 271 AA01 EW EW 03 0												
Appropriation												
Pres 16	BA:	246	220	224	229	231	233	238	243	248	253	258
Reest	OP:	97	111									
	OT:	257	254	229	227	230	232	236	241	246	251	256
Mar 15	BA:	246	250	254	259	264	270	275	281	287	292	298
Base	OP:	97	111									
	OT:	257	274	257	257	262	268	273	279	285	290	296
Orig	BA:	246	220	224	229	231	233	238	243	248	253	258
Pres	OP:	119	74									
	OT:	291	228	224	227	230	232	237	241	247	251	257
Reest -	BA:	0	-30	-30	-30	-33	-37	-37	-38	-39	-39	-40
Mar15	OP:	0	0									
	OT:	0	-20	-28	-30	-32	-36	-37	-38	-39	-39	-40
Reest -	BA:	0	0	0	0	0	0	0	0	0	0	0
Orig	OP:	-22	37									
	OT:	-34	26	5	0	0	0	-1	0	-1	0	-1



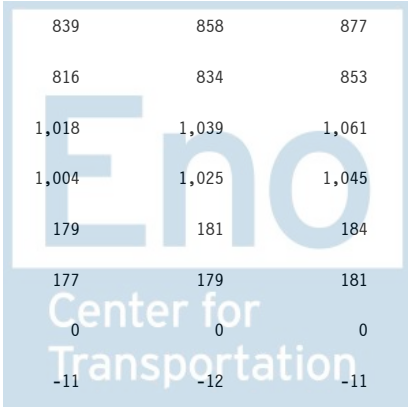
Sorted by FUNC, SFUN, TID, SUB
 (amounts in millions)

		2015	2016	2017	2018	2019	2020	2021	2022	2023	2024	2025
ENERGY (270)												
Electricity Delivery and Energy Reliability												
089 0318 0 1 271 AA01 EW EW 03 0												
Appropriation												
Pres 16	BA:	147	270	275	281	283	286	293	299	305	312	316
Reest	OP:	97	97									
	OT:	137	170	229	253	271	279	286	291	297	303	309
Mar 15	BA:	147	150	153	156	160	163	167	171	175	179	183
Base	OP:	97	97									
	OT:	137	138	151	150	155	159	162	166	170	174	178
Orig	BA:	147	270	275	281	283	286	293	299	305	312	316
Pres	OP:	302	146									
	OT:	394	311	272	281	284	288	292	299	305	312	317
Reest -	BA:	0	120	122	125	123	123	126	128	130	133	133
Mar15	OP:	0	0									
	OT:	0	32	78	103	116	120	124	125	127	129	131
Reest -	BA:	0	0	0	0	0	0	0	0	0	0	0
Orig	OP:	-205	-49									
	OT:	-257	-141	-43	-28	-13	-9	-6	-8	-8	-9	-8
089 0318 0 1 271 DE01 EW EW 03 A STIM09												
Supplemental Emergency												
Pres 16	BA:	0	0	0	0	0	0	0	0	0	0	0
Reest	OP:	235	0									
	OT:	235	0	0	0	0	0	0	0	0	0	0
Mar 15	BA:	0	0	0	0	0	0	0	0	0	0	0
Base	OP:	235	0									
	OT:	235	0	0	0	0	0	0	0	0	0	0
Orig	BA:	0	0	0	0	0	0	0	0	0	0	0
Pres	OP:	0	0									
	OT:	0	0	0	0	0	0	0	0	0	0	0
Reest -	BA:	0	0	0	0	0	0	0	0	0	0	0
Mar15	OP:	0	0									
	OT:	0	0	0	0	0	0	0	0	0	0	0
Reest -	BA:	0	0	0	0	0	0	0	0	0	0	0
Orig	OP:	235	0									
	OT:	235	0	0	0	0	0	0	0	0	0	0



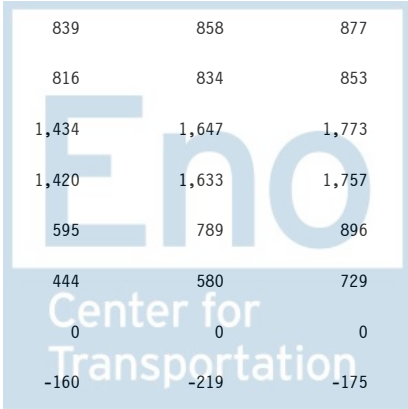
Sorted by FUNC, SFUN, TID, SUB
 (amounts in millions)

		2015	2016	2017	2018	2019	2020	2021	2022	2023	2024	2025
ENERGY (270)												
Account Total for Electricity Delivery and Energy Reliability												
Pres 16	BA:	147	270	275	281	283	286	293	299	305	312	316
Reest	OP:	332	97									
	OT:	372	170	229	253	271	279	286	291	297	303	309
Mar 15	BA:	147	150	153	156	160	163	167	171	175	179	183
Base	OP:	332	97									
	OT:	372	138	151	150	155	159	162	166	170	174	178
Orig	BA:	147	270	275	281	283	286	293	299	305	312	316
Pres	OP:	302	146									
	OT:	394	311	272	281	284	288	292	299	305	312	317
Reest -	BA:	0	120	122	125	123	123	126	128	130	133	133
Mar15	OP:	0	0									
	OT:	0	32	78	103	116	120	124	125	127	129	131
Reest -	BA:	0	0	0	0	0	0	0	0	0	0	0
Orig	OP:	30	-49									
	OT:	-22	-141	-43	-28	-13	-9	-6	-8	-8	-9	-8
Nuclear Energy												
089 0319 0 1 271 AA01 EW EW 03 0												
Appropriation												
Pres 16	BA:	725	773	863	944	962	980	997	1,018	1,039	1,061	1,083
Reest	OP:	600	444									
	OT:	745	599	702	828	909	949	974	993	1,013	1,034	1,055
Mar 15	BA:	725	737	752	768	785	803	821	839	858	877	896
Base	OP:	600	444									
	OT:	745	591	663	734	764	781	798	816	834	853	872
Orig	BA:	725	773	863	944	962	980	997	1,018	1,039	1,061	1,083
Pres	OP:	350	443									
	OT:	686	804	937	932	950	967	985	1,004	1,025	1,045	1,067
Reest -	BA:	0	36	111	176	177	177	176	179	181	184	187
Mar15	OP:	0	0									
	OT:	0	8	39	94	145	168	176	177	179	181	183
Reest -	BA:	0	0	0	0	0	0	0	0	0	0	0
Orig	OP:	250	1									
	OT:	59	-205	-235	-104	-41	-18	-11	-11	-12	-11	-12




Sorted by FUNC, SFUN, TID, SUB
 (amounts in millions)

		2015	2016	2017	2018	2019	2020	2021	2022	2023	2024	2025
ENERGY (270)												
089 0319 0 1 271 EA01 36 74 10												
Proposed Legislation												
PROPOSAL: nuclear waste reform												
Pres 16	BA:	0	0	0	0	72	136	320	416	608	712	896
Reest	OP:	0	0									
	OT:	0	0	0	0	14	60	143	267	401	548	691
Mar 15	BA:	0	0	0	0	0	0	0	0	0	0	0
Base	OP:	0	0									
	OT:	0	0	0	0	0	0	0	0	0	0	0
Orig	BA:	0	0	0	0	72	136	320	416	608	712	896
Pres	OP:	0	0									
	OT:	0	0	0	0	72	136	320	416	608	712	896
Reest -	BA:	0	0	0	0	72	136	320	416	608	712	896
Mar15	OP:	0	0									
	OT:	0	0	0	0	14	60	143	267	401	548	691
Reest -	BA:	0	0	0	0	0	0	0	0	0	0	0
Orig	OP:	0	0									
	OT:	0	0	0	0	-58	-76	-177	-149	-207	-164	-205
Account Total for Nuclear Energy												
Pres 16	BA:	725	773	863	944	1,034	1,116	1,317	1,434	1,647	1,773	1,979
Reest	OP:	600	444									
	OT:	745	599	702	828	923	1,009	1,117	1,260	1,414	1,582	1,746
Mar 15	BA:	725	737	752	768	785	803	821	839	858	877	896
Base	OP:	600	444						816	834	853	872
	OT:	745	591	663	734	764	781	798				
Orig	BA:	725	773	863	944	1,034	1,116	1,317	1,434	1,647	1,773	1,979
Pres	OP:	350	443						1,420	1,633	1,757	1,963
	OT:	686	804	937	932	1,022	1,103	1,305	1,420	1,633	1,757	1,963
Reest -	BA:	0	36	111	176	249	313	496	595	789	896	1,083
Mar15	OP:	0	0									
	OT:	0	8	39	94	159	228	319	444	580	729	874
Reest -	BA:	0	0	0	0	0	0	0	0	0	0	0
Orig	OP:	250	1						0	0	0	0
	OT:	59	-205	-235	-104	-99	-94	-188	-160	-219	-175	-217




Sorted by FUNC, SFUN, TID, SUB
 (amounts in millions)

		2015	2016	2017	2018	2019	2020	2021	2022	2023	2024	2025
ENERGY (270)												
Energy Efficiency and Renewable Energy												
089 0321 0 1 271 AA01 EW EW 03 0												
Appropriation												
Pres 16	BA:	812	1,123	1,145	1,168	1,180	1,192	1,217	1,240	1,264	1,290	1,317
Reest	OP:	675	644									
	OT:	837	869	934	1,005	1,098	1,159	1,185	1,204	1,225	1,249	1,273
Mar 15	BA:	812	825	841	859	878	897	916	936	956	977	998
Base	OP:	675	644									
	OT:	837	809	784	777	824	866	884	903	923	943	963
Orig	BA:	812	1,123	1,145	1,168	1,180	1,192	1,217	1,240	1,264	1,290	1,317
Pres	OP:	858	598									
	OT:	1,102	935	1,115	1,114	1,162	1,178	1,196	1,215	1,237	1,263	1,289
Reest -	BA:	0	298	304	309	302	295	301	304	308	313	319
Mar15	OP:	0	0									
	OT:	0	60	150	228	274	293	301	301	302	306	310
Reest -	BA:	0	0	0	0	0	0	0	0	0	0	0
Orig	OP:	-183	46									
	OT:	-265	-66	-181	-109	-64	-19	-11	-11	-12	-14	-16
Energy transformation acceleration fund, Recovery Act												
089 0336 0 1 271 AA01 EW EW 03												
Appropriation												
Pres 16	BA:	0	0	0	0	0	0	0	0	0	0	0
Reest	OP:	0	0									
	OT:	0	0	0	0	0	0	0	0	0	0	0
Mar 15	BA:	0	0	0	0	0	0	0	0	0	0	0
Base	OP:	0	0									
	OT:	0	0	0	0	0	0	0	0	0	0	0
Orig	BA:	0	0	0	0	0	0	0	0	0	0	0
Pres	OP:	6	0									
	OT:	6	0	0	0	0	0	0	0	0	0	0
Reest -	BA:	0	0	0	0	0	0	0	0	0	0	0
Mar15	OP:	0	0									
	OT:	0	0	0	0	0	0	0	0	0	0	0
Reest -	BA:	0	0	0	0	0	0	0	0	0	0	0
Orig	OP:	-6	0									
	OT:	-6	0	0	0	0	0	0	0	0	0	0



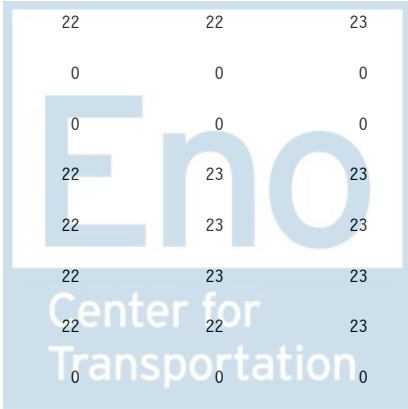
Sorted by FUNC, SFUN, TID, SUB
 (amounts in millions)

		2015	2016	2017	2018	2019	2020	2021	2022	2023	2024	2025
ENERGY (270)												
089 0336 0 1 271 DE01 EW EW 03 A STIM09												
Supplemental Emergency												
Pres 16	BA:	0	0	0	0	0	0	0	0	0	0	0
Reest	OP:	5	0									
	OT:	5	0	0	0	0	0	0	0	0	0	0
Mar 15	BA:	0	0	0	0	0	0	0	0	0	0	0
Base	OP:	5	0									
	OT:	5	0	0	0	0	0	0	0	0	0	0
Orig	BA:	0	0	0	0	0	0	0	0	0	0	0
Pres	OP:	0	0									
	OT:	0	0	0	0	0	0	0	0	0	0	0
Reest -	BA:	0	0	0	0	0	0	0	0	0	0	0
Mar15	OP:	0	0									
	OT:	0	0	0	0	0	0	0	0	0	0	0
Reest -	BA:	0	0	0	0	0	0	0	0	0	0	0
Orig	OP:	5	0									
	OT:	5	0	0	0	0	0	0	0	0	0	0
Account Total for Energy transformation acceleration fund, Recovery Act												
Pres 16	BA:	0	0	0	0	0	0	0	0	0	0	0
Reest	OP:	5	0									
	OT:	5	0	0	0	0	0	0	0	0	0	0
Mar 15	BA:	0	0	0	0	0	0	0	0	0	0	0
Base	OP:	5	0									
	OT:	5	0	0	0	0	0	0	0	0	0	0
Orig	BA:	0	0	0	0	0	0	0	0	0	0	0
Pres	OP:	6	0									
	OT:	6	0	0	0	0	0	0	0	0	0	0
Reest -	BA:	0	0	0	0	0	0	0	0	0	0	0
Mar15	OP:	0	0									
	OT:	0	0	0	0	0	0	0	0	0	0	0
Reest -	BA:	0	0	0	0	0	0	0	0	0	0	0
Orig	OP:	-1	0									
	OT:	-1	0	0	0	0	0	0	0	0	0	0



Sorted by FUNC, SFUN, TID, SUB
 (amounts in millions)

		2015	2016	2017	2018	2019	2020	2021	2022	2023	2024	2025
ENERGY (270)												
Advanced Research Projects Agency - Energy												
089 0337 0 1 271 AA02 EW EW 03 0												
Appropriation												
Pres 16	BA:	280	325	332	338	342	345	352	359	366	373	381
Reest	OP:	260	228									
	OT:	274	244	260	233	301	328	336	341	346	352	359
Mar 15	BA:	280	284	290	296	302	308	314	321	328	334	341
Base	OP:	260	228									
	OT:	274	242	254	219	272	289	296	302	308	314	321
Orig	BA:	280	325	332	338	342	345	352	359	366	373	381
Pres	OP:	316	358									
	OT:	340	387	185	230	246	256	260	264	268	274	279
Reest -	BA:	0	41	42	42	40	37	38	38	38	39	40
Mar15	OP:	0	0									
	OT:	0	2	6	14	29	39	40	39	38	38	38
Reest -	BA:	0	0	0	0	0	0	0	0	0	0	0
Orig	OP:	-56	-130									
	OT:	-66	-143	75	3	55	72	76	77	78	78	80
Office of Indian Energy												
089 0342 0 1 271 AA01 EW EW 03												
Appropriation												
Pres 16	BA:	0	20	20	21	21	21	22	22	23	23	23
Reest	OP:	0	0									
	OT:	0	4	12	18	21	21	21	22	22	23	23
Mar 15	BA:	0	0	0	0	0	0	0	0	0	0	0
Base	OP:	0	0									
	OT:	0	0	0	0	0	0	0	0	0	0	0
Orig	BA:	0	20	20	21	21	21	22	22	23	23	23
Pres	OP:	0	0									
	OT:	0	10	16	20	20	20	21	22	23	23	24
Reest -	BA:	0	20	20	21	21	21	22	22	23	23	23
Mar15	OP:	0	0									
	OT:	0	4	12	18	21	21	21	22	22	23	23
Reest -	BA:	0	0	0	0	0	0	0	0	0	0	0
Orig	OP:	0	0									
	OT:	0	-6	-4	-2	1	1	0	0	-1	0	-1




Sorted by FUNC, SFUN, TID, SUB
 (amounts in millions)

		2015	2016	2017	2018	2019	2020	2021	2022	2023	2024	2025
ENERGY (270)												
Tribal Indian Energy Loan Guarantee Program												
089 0350 0 1 271 AA01 EW EW 03												
Appropriation												
loan subsidy												
Pres 16	BA:	0	9	9	9	9	9	9	9	9	9	9
Reest	OP:	0	0									
	OT:	0	2	5	8	9	9	9	9	9	9	9
Mar 15	BA:	0	0	0	0	0	0	0	0	0	0	0
Base	OP:	0	0									
	OT:	0	0	0	0	0	0	0	0	0	0	0
Orig	BA:	0	11	11	11	11	12	12	12	12	12	13
Pres	OP:	0	0									
	OT:	0	1	6	11	11	11	12	12	12	12	12
Reest -	BA:	0	9	9	9	9	9	9	9	9	9	9
Mar15	OP:	0	0									
	OT:	0	2	5	8	9	9	9	9	9	9	9
Reest -	BA:	0	-2	-2	-2	-2	-3	-3	-3	-3	-3	-4
Orig	OP:	0	0									
	OT:	0	1	-1	-3	-2	-2	-3	-3	-3	-3	-3



Sorted by FUNC, SFUN, TID, SUB
 (amounts in millions)

		2015	2016	2017	2018	2019	2020	2021	2022	2023	2024	2025
ENERGY (270)												
089 0350 0 1 271 AA02 EW EW 03												
Appropriation												
admin												
Pres 16	BA:	0	2	2	2	2	3	3	3	3	3	4
Reest	OP:	0	0									
	OT:	0	0	1	2	2	2	3	3	3	3	3
Mar 15	BA:	0	0	0	0	0	0	0	0	0	0	0
Base	OP:	0	0									
	OT:	0	0	0	0	0	0	0	0	0	0	0
Orig	BA:	0	0	0	0	0	0	0	0	0	0	0
Pres	OP:	0	0									
	OT:	0	0	0	0	0	0	0	0	0	0	0
Reest -	BA:	0	2	2	2	2	3	3	3	3	3	4
Mar15	OP:	0	0									
	OT:	0	0	1	2	2	2	3	3	3	3	3
Reest -	BA:	0	2	2	2	2	3	3	3	3	3	4
Orig	OP:	0	0									
	OT:	0	0	1	2	2	2	3	3	3	3	3
Account Total for Tribal Indian Energy Loan Guarantee Program												
Pres 16	BA:	0	11	11	11	11	12	12	12	12	12	13
Reest	OP:	0	0									
	OT:	0	2	6	10	11	11	12	12	12	12	12
Mar 15	BA:	0	0	0	0	0	0	0	0	0	0	0
Base	OP:	0	0									
	OT:	0	0	0	0	0	0	0	0	0	0	0
Orig	BA:	0	11	11	11	11	12	12	12	12	12	13
Pres	OP:	0	0									
	OT:	0	1	6	11	11	11	12	12	12	12	12
Reest -	BA:	0	11	11	11	11	12	12	12	12	12	13
Mar15	OP:	0	0									
	OT:	0	2	6	10	11	11	12	12	12	12	12
Reest -	BA:	0	0	0	0	0	0	0	0	0	0	0
Orig	OP:	0	0									
	OT:	0	1	0	-1	0	0	0	0	0	0	0



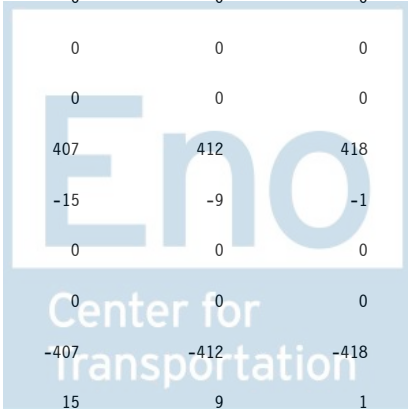
Sorted by FUNC, SFUN, TID, SUB
 (amounts in millions)

		2015	2016	2017	2018	2019	2020	2021	2022	2023	2024	2025
ENERGY (270)												
Power Marketing Administration												
Bonneville Power Administration fund												
089 4045 0 3 271 AA01 EW EW 10												
Appropriation												
Pres 16	BA:	0	0	0	0	0	0	0	0	0	0	0
Reest	OP:	0	0									
	OT:	0	0	0	0	0	0	0	0	0	0	0
Mar 15	BA:	0	0	0	0	0	0	0	0	0	0	0
Base	OP:	0	0									
	OT:	0	0	0	0	0	0	0	0	0	0	0
Orig	BA:	5	0	0	0	0	0	0	0	0	0	0
Pres	OP:	0	0									
	OT:	5	0	0	0	0	0	0	0	0	0	0
Reest -	BA:	0	0	0	0	0	0	0	0	0	0	0
Mar15	OP:	0	0									
	OT:	0	0	0	0	0	0	0	0	0	0	0
Reest -	BA:	-5	0	0	0	0	0	0	0	0	0	0
Orig	OP:	0	0									
	OT:	-5	0	0	0	0	0	0	0	0	0	0




Sorted by FUNC, SFUN, TID, SUB
 (amounts in millions)

		2015	2016	2017	2018	2019	2020	2021	2022	2023	2024	2025
ENERGY (270)												
089 4045 0 3 271 BA60 30 72 10 N SPECTRUM												
Federal Fund												
spectrum												
Pres 16	BA:	5	0	0	0	0	0	0	0	0	0	0
Reest	OP:	0	0									
	OT:	0	1	1	1	1	1	0	0	0	0	0
Mar 15	BA:	5	0	0	0	0	0	0	0	0	0	0
Base	OP:	0	0									
	OT:	0	1	1	1	1	1	0	0	0	0	0
Orig	BA:	0	0	0	0	0	0	0	0	0	0	0
Pres	OP:	0	0									
	OT:	0	0	0	0	0	0	0	0	0	0	0
Reest -	BA:	0	0	0	0	0	0	0	0	0	0	0
Mar15	OP:	0	0									
	OT:	0	0	0	0	0	0	0	0	0	0	0
Reest -	BA:	5	0	0	0	0	0	0	0	0	0	0
Orig	OP:	0	0									
	OT:	0	1	1	1	1	1	0	0	0	0	0
089 4045 0 3 271 BD01 36 74 10 N												
Public Enterprise Fund												
Pres 16	BA:	200	0	0	0	0	0	0	0	0	0	0
Reest	OP:	0	0									
	OT:	200	0	0	0	0	0	0	0	0	0	0
Mar 15	BA:	200	0	0	0	0	0	0	0	0	0	0
Base	OP:	0	0									
	OT:	200	0	0	0	0	0	0	0	0	0	0
Orig	BA:	895	854	753	596	347	396	401	407	412	418	425
Pres	OP:	300	200									
	OT:	152	56	50	-2	-51	-26	-21	-15	-9	-1	9
Reest -	BA:	0	0	0	0	0	0	0	0	0	0	0
Mar15	OP:	0	0									
	OT:	0	0	0	0	0	0	0	0	0	0	0
Reest -	BA:	-695	-854	-753	-596	-347	-396	-401	-407	-412	-418	-425
Orig	OP:	-300	-200									
	OT:	48	-56	-50	2	51	26	21	15	9	1	-9



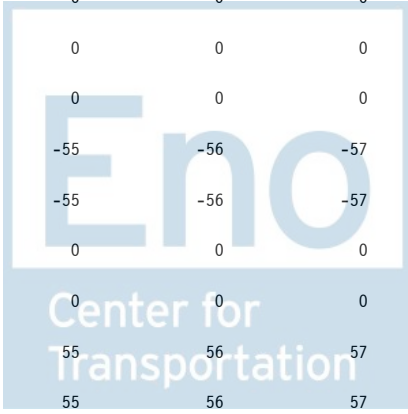
Sorted by FUNC, SFUN, TID, SUB
 (amounts in millions)

		2015	2016	2017	2018	2019	2020	2021	2022	2023	2024	2025
ENERGY (270)												
089 4045 0 3 271 BD02 36 74 10 N STIM09												
Public Enterprise Fund												
Use of borrowing authority under ARRA												
Pres 16	BA:	0	200	175	150	100	75	50	25	25	10	10
Reest	OP:	0	0									
	OT:	0	200	175	150	100	75	50	25	25	10	10
Mar 15	BA:	0	200	175	150	100	75	50	25	25	10	10
Base	OP:	0	0									
	OT:	0	200	175	150	100	75	50	25	25	10	10
Orig	BA:	0	0	0	0	0	0	0	0	0	0	0
Pres	OP:	0	0									
	OT:	0	0	0	0	0	0	0	0	0	0	0
Reest -	BA:	0	0	0	0	0	0	0	0	0	0	0
Mar15	OP:	0	0									
	OT:	0	0	0	0	0	0	0	0	0	0	0
Reest -	BA:	0	200	175	150	100	75	50	25	25	10	10
Orig	OP:	0	0									
	OT:	0	200	175	150	100	75	50	25	25	10	10
089 4045 0 3 271 BS01 36 74 10 A												
Sequester												
Pres 16	BA:	-9	0	0	0	0	0	0	0	0	0	0
Reest	OP:	0	0									
	OT:	0	0	0	0	0	0	0	0	0	0	0
Mar 15	BA:	-9	-9	0	0	0	0	0	0	0	0	0
Base	OP:	0	0									
	OT:	0	0	0	0	0	0	0	0	0	0	0
Orig	BA:	0	0	0	0	0	0	0	0	0	0	0
Pres	OP:	0	0									
	OT:	0	0	0	0	0	0	0	0	0	0	0
Reest -	BA:	0	9	0	0	0	0	0	0	0	0	0
Mar15	OP:	0	0									
	OT:	0	0	0	0	0	0	0	0	0	0	0
Reest -	BA:	-9	0	0	0	0	0	0	0	0	0	0
Orig	OP:	0	0									
	OT:	0	0	0	0	0	0	0	0	0	0	0




Sorted by FUNC, SFUN, TID, SUB
 (amounts in millions)

		2015	2016	2017	2018	2019	2020	2021	2022	2023	2024	2025
ENERGY (270)												
089 4045 0 3 271 BS20 36 74 10 A												
Sequester												
		Pop up										
Pres 16	BA:	6	9	0	0	0	0	0	0	0	0	0
Reest	OP:	0	0									
	OT:	0	0	0	0	0	0	0	0	0	0	0
Mar 15	BA:	6	9	9	0	0	0	0	0	0	0	0
Base	OP:	0	0									
	OT:	0	0	0	0	0	0	0	0	0	0	0
Orig	BA:	0	0	0	0	0	0	0	0	0	0	0
Pres	OP:	0	0									
	OT:	0	0	0	0	0	0	0	0	0	0	0
Reest -	BA:	0	0	-9	0	0	0	0	0	0	0	0
Mar15	OP:	0	0									
	OT:	0	0	0	0	0	0	0	0	0	0	0
Reest -	BA:	6	9	0	0	0	0	0	0	0	0	0
Orig	OP:	0	0									
	OT:	0	0	0	0	0	0	0	0	0	0	0
089 4045 0 3 271 CB01 XX XX 10												
Offsetting Receipts												
Pres 16	BA:	0	0	0	0	0	0	0	0	0	0	0
Reest	OP:	0	0									
	OT:	0	0	0	0	0	0	0	0	0	0	0
Mar 15	BA:	0	0	0	0	0	0	0	0	0	0	0
Base	OP:	0	0									
	OT:	0	0	0	0	0	0	0	0	0	0	0
Orig	BA:	-84	-93	-83	-103	-86	-53	-54	-55	-56	-57	-58
Pres	OP:	0	0									
	OT:	-84	-93	-83	-103	-86	-53	-54	-55	-56	-57	-58
Reest -	BA:	0	0	0	0	0	0	0	0	0	0	0
Mar15	OP:	0	0									
	OT:	0	0	0	0	0	0	0	0	0	0	0
Reest -	BA:	84	93	83	103	86	53	54	55	56	57	58
Orig	OP:	0	0									
	OT:	84	93	83	103	86	53	54	55	56	57	58



Sorted by FUNC, SFUN, TID, SUB
 (amounts in millions)

		2015	2016	2017	2018	2019	2020	2021	2022	2023	2024	2025
ENERGY (270)												
Account Total for Bonneville Power Administration fund												
Pres 16	BA:	202	209	175	150	100	75	50	25	25	10	10
Reest	OP:	0	0									
	OT:	200	201	176	151	101	76	50	25	25	10	10
Mar 15	BA:	202	200	184	150	100	75	50	25	25	10	10
Base	OP:	0	0									
	OT:	200	201	176	151	101	76	50	25	25	10	10
Orig	BA:	816	761	670	493	261	343	347	352	356	361	367
Pres	OP:	300	200									
	OT:	73	-37	-33	-105	-137	-79	-75	-70	-65	-58	-49
Reest -	BA:	0	9	-9	0	0	0	0	0	0	0	0
Mar15	OP:	0	0									
	OT:	0	0	0	0	0	0	0	0	0	0	0
Reest -	BA:	-614	-552	-495	-343	-161	-268	-297	-327	-331	-351	-357
Orig	OP:	-300	-200									
	OT:	127	238	209	256	238	155	125	95	90	68	59
Energy Programs												
Isotope production and distribution program fund												
089 4180 0 3 271 AA01 EW EW 03												
Appropriation												
Pres 16	BA:	0	0	0	0	0	0	0	0	0	0	0
Reest	OP:	0	0									
	OT:	0	0	0	0	0	0	0	0	0	0	0
Mar 15	BA:	0	0	0	0	0	0	0	0	0	0	0
Base	OP:	0	0									
	OT:	0	0	0	0	0	0	0	0	0	0	0
Orig	BA:	0	0	0	0	0	0	-1	0	1	0	0
Pres	OP:	10	9									
	OT:	10	9	5	4	4	4	3	2	3	0	0
Reest -	BA:	0	0	0	0	0	0	0	0	0	0	0
Mar15	OP:	0	0									
	OT:	0	0	0	0	0	0	0	0	0	0	0
Reest -	BA:	0	0	0	0	0	0	1	0	-1	0	0
Orig	OP:	-10	-9									
	OT:	-10	-9	-5	-4	-4	-4	-3	-2	-3	0	0



Sorted by FUNC, SFUN, TID, SUB
 (amounts in millions)

		2015	2016	2017	2018	2019	2020	2021	2022	2023	2024	2025
ENERGY (270)												
Power Marketing Administration												
Western Area Power Administration, Borrowing Authority, Recovery												
089 4404 0 3 271 AA01 EW EW 10												
Appropriation												
Pres 16	BA:	0	0	0	0	0	0	0	0	0	0	0
Reest	OP:	0	0									
	OT:	0	0	0	0	0	0	0	0	0	0	0
Mar 15	BA:	0	0	0	0	0	0	0	0	0	0	0
Base	OP:	0	0									
	OT:	0	0	0	0	0	0	0	0	0	0	0
Orig	BA:	0	1,050	1,000	600	750	1,600	50	50	50	50	50
Pres	OP:	4	25									
	OT:	4	475	720	630	690	1,290	50	50	50	50	50
Reest -	BA:	0	0	0	0	0	0	0	0	0	0	0
Mar15	OP:	0	0									
	OT:	0	0	0	0	0	0	0	0	0	0	0
Reest -	BA:	0	-1,050	-1,000	-600	-750	-1,600	-50	-50	-50	-50	-50
Orig	OP:	-4	-25									
	OT:	-4	-475	-720	-630	-690	-1,290	-50	-50	-50	-50	-50



Sorted by FUNC, SFUN, TID, SUB
 (amounts in millions)

		2015	2016	2017	2018	2019	2020	2021	2022	2023	2024	2025
ENERGY (270)												
089 4404 0 3 271 BD02 36 74 10 N STIM09												
Public Enterprise Fund												
ARRA sec.5104												
Pres 16	BA:	5	300	300	300	195	155	150	140	135	135	130
Reest	OP:	0	0									
	OT:	5	35	120	210	270	245	200	155	135	130	125
Mar 15	BA:	5	300	300	300	195	155	150	140	135	135	130
Base	OP:	0	0									
	OT:	5	35	120	210	270	245	200	155	135	130	125
Orig	BA:	0	0	0	0	0	0	0	0	0	0	0
Pres	OP:	0	0									
	OT:	0	0	0	0	0	0	0	0	0	0	0
Reest -	BA:	0	0	0	0	0	0	0	0	0	0	0
Mar15	OP:	0	0									
	OT:	0	0	0	0	0	0	0	0	0	0	0
Reest -	BA:	5	300	300	300	195	155	150	140	135	135	130
Orig	OP:	0	0									
	OT:	5	35	120	210	270	245	200	155	135	130	125
089 4404 0 3 271 BS01 36 74 10 A												
Sequester												
Pres 16	BA:	0	0	0	0	0	0	0	0	0	0	0
Reest	OP:	0	0									
	OT:	0	0	0	0	0	0	0	0	0	0	0
Mar 15	BA:	0	-71	0	0	0	0	0	0	0	0	0
Base	OP:	0	0									
	OT:	0	0	0	0	0	0	0	0	0	0	0
Orig	BA:	0	0	0	0	0	0	0	0	0	0	0
Pres	OP:	0	0									
	OT:	0	0	0	0	0	0	0	0	0	0	0
Reest -	BA:	0	71	0	0	0	0	0	0	0	0	0
Mar15	OP:	0	0									
	OT:	0	0	0	0	0	0	0	0	0	0	0
Reest -	BA:	0	0	0	0	0	0	0	0	0	0	0
Orig	OP:	0	0									
	OT:	0	0	0	0	0	0	0	0	0	0	0



Sorted by FUNC, SFUN, TID, SUB
 (amounts in millions)

		2015	2016	2017	2018	2019	2020	2021	2022	2023	2024	2025
ENERGY (270)												
Account Total for Western Area Power Administration, Borrowing Authority, Recovery												
Pres 16	BA:	5	300	300	300	195	155	150	140	135	135	130
Reest	OP:	0	0									
	OT:	5	35	120	210	270	245	200	155	135	130	125
Mar 15	BA:	5	229	300	300	195	155	150	140	135	135	130
Base	OP:	0	0									
	OT:	5	35	120	210	270	245	200	155	135	130	125
Orig	BA:	0	1,050	1,000	600	750	1,600	50	50	50	50	50
Pres	OP:	4	25									
	OT:	4	475	720	630	690	1,290	50	50	50	50	50
Reest -	BA:	0	71	0	0	0	0	0	0	0	0	0
Mar15	OP:	0	0									
	OT:	0	0	0	0	0	0	0	0	0	0	0
Reest -	BA:	5	-750	-700	-300	-555	-1,445	100	90	85	85	80
Orig	OP:	-4	-25									
	OT:	1	-440	-600	-420	-420	-1,045	150	105	85	80	75
Colorado river basins power marketing fund, Western Area Power A												
089 4452 0 3 271 AA01 EW EW 03 0												
Appropriation												
Pres 16	BA:	-23	-23	-1	0	0	-1	-1	-1	-1	-1	-1
Reest	OP:	0	0									
	OT:	-23	-23	-1	0	0	-1	-1	-1	-1	-1	-1
Mar 15	BA:	-23	-23	-24	-24	-25	-25	-26	-26	-27	-27	-28
Base	OP:	0	0									
	OT:	-23	-23	-24	-24	-25	-25	-26	-26	-27	-27	-28
Orig	BA:	-23	-23	-1	0	0	-1	-1	-1	-1	-1	-1
Pres	OP:	190	143									
	OT:	24	-48	-7	-4	-2	-3	-5	-6	-5	-6	-6
Reest -	BA:	0	0	23	24	25	24	25	25	26	26	27
Mar15	OP:	0	0									
	OT:	0	0	23	24	25	24	25	25	26	26	27
Reest -	BA:	0	0	0	0	0	0	0	0	0	0	0
Orig	OP:	-190	-143									
	OT:	-47	25	6	4	2	2	4	5	4	5	5




Sorted by FUNC, SFUN, TID, SUB
 (amounts in millions)

		2015	2016	2017	2018	2019	2020	2021	2022	2023	2024	2025
ENERGY (270)												
Construction, rehabilitation, operation and maintenance, Western												
089 5068 0 2 271 AA01 EW EW 03 0												
Appropriation												
Pres 16	BA:	304	308	95	97	98	99	100	103	105	107	109
Reest	OP:	134	137									
	OT:	301	306	191	112	97	98	99	102	104	106	108
Mar 15	BA:	304	310	317	326	334	343	351	360	370	379	389
Base	OP:	134	137									
	OT:	301	308	313	321	330	338	347	355	365	374	384
Orig	BA:	91	93	95	97	98	99	100	103	105	107	109
Pres	OP:	78	90									
	OT:	119	132	119	121	124	124	123	125	125	106	108
Reest -	BA:	0	-2	-222	-229	-236	-244	-251	-257	-265	-272	-280
Mar15	OP:	0	0									
	OT:	0	-2	-122	-209	-233	-240	-248	-253	-261	-268	-276
Reest -	BA:	213	215	0	0	0	0	0	0	0	0	0
Orig	OP:	56	47									
	OT:	182	174	72	-9	-27	-26	-24	-23	-21	0	0
089 5068 0 2 271 AA02 EW EW 03 0												
Appropriation												
Pres 16	BA:	-208	-212	0	0	0	0	0	0	0	0	0
Reest	OP:	0	0									
	OT:	-208	-212	0	0	0	0	0	0	0	0	0
Mar 15	BA:	-208	-212	-217	-223	-228	-234	-240	-247	-253	-259	-266
Base	OP:	0	0									
	OT:	-208	-212	-217	-223	-228	-234	-240	-247	-253	-259	-266
Orig	BA:	0	0	0	0	0	0	0	0	0	0	0
Pres	OP:	0	0									
	OT:	0	0	0	0	0	0	0	0	0	0	0
Reest -	BA:	0	0	217	223	228	234	240	247	253	259	266
Mar15	OP:	0	0									
	OT:	0	0	217	223	228	234	240	247	253	259	266
Reest -	BA:	-208	-212	0	0	0	0	0	0	0	0	0
Orig	OP:	0	0									
	OT:	-208	-212	0	0	0	0	0	0	0	0	0



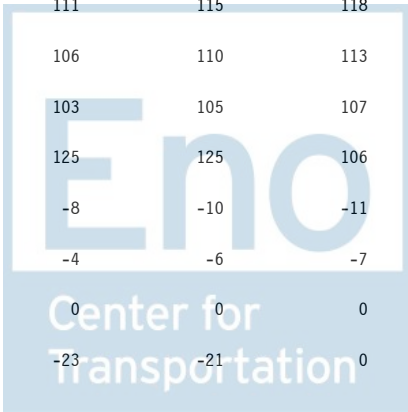
Sorted by FUNC, SFUN, TID, SUB
 (amounts in millions)

		2015	2016	2017	2018	2019	2020	2021	2022	2023	2024	2025
ENERGY (270)												
089 5068 0 2 271 AA03 EW EW 03 N												
Appropriation												
adjustment to offsetting collections; do not inflate												
Pres 16	BA:	3	0	0	0	0	0	0	0	0	0	0
Reest	OP:	0	0									
	OT:	3	0	0	0	0	0	0	0	0	0	0
Mar 15	BA:	3	0	0	0	0	0	0	0	0	0	0
Base	OP:	0	0									
	OT:	3	0	0	0	0	0	0	0	0	0	0
Orig	BA:	0	0	0	0	0	0	0	0	0	0	0
Pres	OP:	0	0									
	OT:	0	0	0	0	0	0	0	0	0	0	0
Reest -	BA:	0	0	0	0	0	0	0	0	0	0	0
Mar15	OP:	0	0									
	OT:	0	0	0	0	0	0	0	0	0	0	0
Reest -	BA:	3	0	0	0	0	0	0	0	0	0	0
Orig	OP:	0	0									
	OT:	3	0	0	0	0	0	0	0	0	0	0
089 5068 0 2 271 BA01 36 74 10 A												
Federal Fund												
Spectrum Relocation Fund												
Pres 16	BA:	0	0	0	0	0	0	0	0	0	0	0
Reest	OP:	5	5									
	OT:	5	5	0	0	0	0	0	0	0	0	0
Mar 15	BA:	0	0	0	0	0	0	0	0	0	0	0
Base	OP:	5	5									
	OT:	5	5	0	0	0	0	0	0	0	0	0
Orig	BA:	0	0	0	0	0	0	0	0	0	0	0
Pres	OP:	0	0									
	OT:	0	0	0	0	0	0	0	0	0	0	0
Reest -	BA:	0	0	0	0	0	0	0	0	0	0	0
Mar15	OP:	0	0									
	OT:	0	0	0	0	0	0	0	0	0	0	0
Reest -	BA:	0	0	0	0	0	0	0	0	0	0	0
Orig	OP:	5	5									
	OT:	5	5	0	0	0	0	0	0	0	0	0




Sorted by FUNC, SFUN, TID, SUB
 (amounts in millions)

		2015	2016	2017	2018	2019	2020	2021	2022	2023	2024	2025
ENERGY (270)												
089 5068 0 2 271 IA01 EW EW 03 0												
Rescission												
Pres 16	BA:	-2	0	0	0	0	0	0	0	0	0	0
Reest	OP:	0	0									
	OT:	0	0	0	0	0	0	0	0	0	0	0
Mar 15	BA:	-2	-2	-2	-2	-2	-2	-2	-2	-2	-2	-3
Base	OP:	0	0									
	OT:	0	-1	-2	-2	-2	-2	-2	-2	-2	-2	-3
Orig	BA:	0	0	0	0	0	0	0	0	0	0	0
Pres	OP:	0	0									
	OT:	0	0	0	0	0	0	0	0	0	0	0
Reest -	BA:	0	2	2	2	2	2	2	2	2	2	3
Mar15	OP:	0	0									
	OT:	0	1	2	2	2	2	2	2	2	2	3
Reest -	BA:	-2	0	0	0	0	0	0	0	0	0	0
Orig	OP:	0	0									
	OT:	0	0	0	0	0	0	0	0	0	0	0
Account Total for Construction, rehabilitation, operation and maintenance, Western												
Pres 16	BA:	97	96	95	97	98	99	100	103	105	107	109
Reest	OP:	139	142									
	OT:	101	99	191	112	97	98	99	102	104	106	108
Mar 15	BA:	97	96	98	101	104	107	109	111	115	118	120
Base	OP:	139	142									
	OT:	101	100	94	96	100	102	105	106	110	113	115
Orig	BA:	91	93	95	97	98	99	100	103	105	107	109
Pres	OP:	78	90									
	OT:	119	132	119	121	124	124	123	125	125	106	108
Reest -	BA:	0	0	-3	-4	-6	-8	-9	-8	-10	-11	-11
Mar15	OP:	0	0									
	OT:	0	-1	97	16	-3	-4	-6	-4	-6	-7	-7
Reest -	BA:	6	3	0	0	0	0	0	0	0	0	0
Orig	OP:	61	52									
	OT:	-18	-33	72	-9	-27	-26	-24	-23	-21	0	0




Sorted by FUNC, SFUN, TID, SUB
 (amounts in millions)

		2015	2016	2017	2018	2019	2020	2021	2022	2023	2024	2025
ENERGY (270)												
Emergency fund, Western Area Power Administration												
089 5069 0 2 271 BD01 36 76 10 0												
Public Enterprise Fund												
Pres 16	BA:	1	1	1	1	1	1	1	1	1	1	1
Reest	OP:	0	0									
	OT:	1	1	1	1	1	1	1	1	1	1	1
Mar 15	BA:	1	1	1	1	1	1	1	1	1	1	1
Base	OP:	0	0									
	OT:	1	1	1	1	1	1	1	1	1	1	1
Orig	BA:	0	0	0	0	0	0	0	0	0	0	0
Pres	OP:	0	0									
	OT:	0	0	0	0	0	0	0	0	0	0	0
Reest -	BA:	0	0	0	0	0	0	0	0	0	0	0
Mar15	OP:	0	0									
	OT:	0	0	0	0	0	0	0	0	0	0	0
Reest -	BA:	1	1	1	1	1	1	1	1	1	1	1
Orig	OP:	0	0									
	OT:	1	1	1	1	1	1	1	1	1	1	1
Falcon and Amistad operating and maintenance fund												
089 5178 0 2 271 AA01 EW EW 03 0												
Appropriation												
Pres 16	BA:	5	4	0	0	0	0	0	0	0	0	0
Reest	OP:	0	0									
	OT:	5	4	0	0	0	0	0	0	0	0	0
Mar 15	BA:	5	5	5	5	5	5	6	6	6	6	6
Base	OP:	0	0									
	OT:	5	5	5	5	5	5	6	6	6	6	6
Orig	BA:	0	0	0	0	0	0	0	0	0	0	0
Pres	OP:	5	4									
	OT:	3	2	0	0	0	0	0	0	0	0	0
Reest -	BA:	0	-1	-5	-5	-5	-5	-6	-6	-6	-6	-6
Mar15	OP:	0	0									
	OT:	0	-1	-5	-5	-5	-5	-6	-6	-6	-6	-6
Reest -	BA:	5	4	0	0	0	0	0	0	0	0	0
Orig	OP:	-5	-4									
	OT:	2	2	0	0	0	0	0	0	0	0	0



Sorted by FUNC, SFUN, TID, SUB
 (amounts in millions)

		2015	2016	2017	2018	2019	2020	2021	2022	2023	2024	2025
ENERGY (270)												
089 5178 0 2 271 AA02 EW EW 03 0												
Appropriation												
Pres 16	BA:	-4	-4	0	0	0	0	0	0	0	0	0
Reest	OP:	0	0									
	OT:	-4	-4	0	0	0	0	0	0	0	0	0
Mar 15	BA:	-4	-4	-4	-5	-5	-5	-5	-5	-6	-6	-6
Base	OP:	0	0									
	OT:	-4	-4	-4	-5	-5	-5	-5	-5	-6	-6	-6
Orig	BA:	0	0	0	0	0	0	0	0	0	0	0
Pres	OP:	0	0									
	OT:	0	0	0	0	0	0	0	0	0	0	0
Reest -	BA:	0	0	4	5	5	5	5	5	6	6	6
Mar15	OP:	0	0									
	OT:	0	0	4	5	5	5	5	5	6	6	6
Reest -	BA:	-4	-4	0	0	0	0	0	0	0	0	0
Orig	OP:	0	0									
	OT:	-4	-4	0	0	0	0	0	0	0	0	0
Account Total for Falcon and Amistad operating and maintenance fund												
Pres 16	BA:	1	0	0	0	0	0	0	0	0	0	0
Reest	OP:	0	0									
	OT:	1	0	0	0	0	0	0	0	0	0	0
Mar 15	BA:	1	1	1	0	0	0	1	1	0	0	0
Base	OP:	0	0									
	OT:	1	1	1	0	0	0	1	1	0	0	0
Orig	BA:	0	0	0	0	0	0	0	0	0	0	0
Pres	OP:	5	4									
	OT:	3	2	0	0	0	0	0	0	0	0	0
Reest -	BA:	0	-1	-1	0	0	0	-1	-1	0	0	0
Mar15	OP:	0	0									
	OT:	0	-1	-1	0	0	0	-1	-1	0	0	0
Reest -	BA:	1	0	0	0	0	0	0	0	0	0	0
Orig	OP:	-5	-4									
	OT:	-2	-2	0	0	0	0	0	0	0	0	0



Sorted by FUNC, SFUN, TID, SUB
 (amounts in millions)

		2015	2016	2017	2018	2019	2020	2021	2022	2023	2024	2025
ENERGY (270)												
Department of Energy												
Falcon and Amistad offsetting receipts												
089 5178 8 1 271 CB02 XX XX 20 0												
Offsetting Receipts												
Pres 16	BA:	-1	-1	-1	-1	-1	-1	-1	-1	-1	-1	-1
Reest	OP:	0	0									
	OT:	-1	-1	-1	-1	-1	-1	-1	-1	-1	-1	-1
Mar 15	BA:	-1	-1	-1	-1	-1	-1	-1	-1	-1	-1	-1
Base	OP:	0	0									
	OT:	-1	-1	-1	-1	-1	-1	-1	-1	-1	-1	-1
Orig	BA:	0	0	0	0	0	0	0	0	0	0	0
Pres	OP:	0	0									
	OT:	0	0	0	0	0	0	0	0	0	0	0
Reest -	BA:	0	0	0	0	0	0	0	0	0	0	0
Mar15	OP:	0	0									
	OT:	0	0	0	0	0	0	0	0	0	0	0
Reest -	BA:	-1	-1	-1	-1	-1	-1	-1	-1	-1	-1	-1
Orig	OP:	0	0									
	OT:	-1	-1	-1	-1	-1	-1	-1	-1	-1	-1	-1



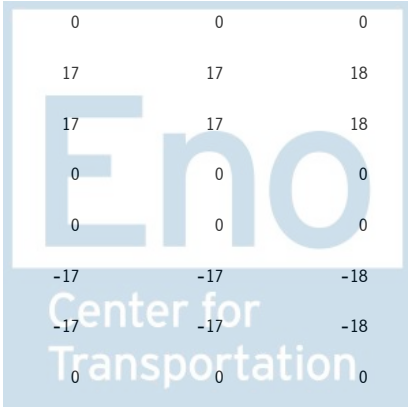
Sorted by FUNC, SFUN, TID, SUB
 (amounts in millions)

		2015	2016	2017	2018	2019	2020	2021	2022	2023	2024	2025
ENERGY (270)												
Energy Programs												
Nuclear waste disposal												
089 5227 0 2 271 AA01 EW EW 03												
Appropriation												
Pres 16	BA:	0	0	0	0	0	0	0	0	0	0	0
Reest	OP:	0	0									
	OT:	0	0	0	0	0	0	0	0	0	0	0
Mar 15	BA:	0	0	0	0	0	0	0	0	0	0	0
Base	OP:	0	0									
	OT:	0	0	0	0	0	0	0	0	0	0	0
Orig	BA:	0	0	0	0	0	0	0	0	0	0	0
Pres	OP:	2	2									
	OT:	2	2	2	2	2	0	0	0	0	0	0
Reest -	BA:	0	0	0	0	0	0	0	0	0	0	0
Mar15	OP:	0	0									
	OT:	0	0	0	0	0	0	0	0	0	0	0
Reest -	BA:	0	0	0	0	0	0	0	0	0	0	0
Orig	OP:	-2	-2									
	OT:	-2	-2	-2	-2	-2	0	0	0	0	0	0



Sorted by FUNC, SFUN, TID, SUB
 (amounts in millions)

		2015	2016	2017	2018	2019	2020	2021	2022	2023	2024	2025
ENERGY (270)												
Uranium enrichment decontamination and decommissioning fund												
089 5231 0 2 271 AA01 EW EW 03 0												
Appropriation												
Pres 16	BA:	625	542	553	564	570	575	587	598	610	623	635
Reest	OP:	200	222									
	OT:	606	574	568	573	566	572	582	592	604	616	628
Mar 15	BA:	625	634	646	659	672	686	699	714	728	743	758
Base	OP:	200	222									
	OT:	606	634	647	664	665	679	692	706	720	735	750
Orig	BA:	625	542	553	564	570	575	587	598	610	623	635
Pres	OP:	228	220									
	OT:	666	599	550	561	568	573	583	595	606	619	631
Reest -	BA:	0	-92	-93	-95	-102	-111	-112	-116	-118	-120	-123
Mar15	OP:	0	0									
	OT:	0	-60	-79	-91	-99	-107	-110	-114	-116	-119	-122
Reest -	BA:	0	0	0	0	0	0	0	0	0	0	0
Orig	OP:	-28	2									
	OT:	-60	-25	18	12	-2	-1	-1	-3	-2	-3	-3
Elk Hills school lands fund												
089 5428 0 2 271 AA01 EW EW 03 0												
Appropriation												
Pres 16	BA:	15	0	0	0	0	0	0	0	0	0	0
Reest	OP:	0	5									
	OT:	9	5	2	0	0	0	0	0	0	0	0
Mar 15	BA:	15	15	15	16	16	16	17	17	17	18	18
Base	OP:	0	5									
	OT:	9	14	15	16	16	16	17	17	17	18	18
Orig	BA:	15	0	0	0	0	0	0	0	0	0	0
Pres	OP:	0	0									
	OT:	15	0	0	0	0	0	0	0	0	0	0
Reest -	BA:	0	-15	-15	-16	-16	-16	-17	-17	-17	-18	-18
Mar15	OP:	0	0									
	OT:	0	-9	-13	-16	-16	-16	-17	-17	-17	-18	-18
Reest -	BA:	0	0	0	0	0	0	0	0	0	0	0
Orig	OP:	0	5									
	OT:	-6	5	2	0	0	0	0	0	0	0	0




Sorted by FUNC, SFUN, TID, SUB
 (amounts in millions)

		2015	2016	2017	2018	2019	2020	2021	2022	2023	2024	2025
ENERGY (270)												
Ultra-deepwater and unconventional natural gas and other petrole												
089 5523 0 2 271 BA01 36 74 10 A												
Federal Fund												
Pres 16	BA:	0	0	0	0	0	0	0	0	0	0	0
Reest	OP:	50	40									
	OT:	50	40	7	0	0	0	0	0	0	0	0
Mar 15	BA:	0	0	0	0	0	0	0	0	0	0	0
Base	OP:	50	40									
	OT:	50	40	7	0	0	0	0	0	0	0	0
Orig	BA:	0	0	0	0	0	0	0	0	0	0	0
Pres	OP:	41	40									
	OT:	41	40	11	0	0	0	0	0	0	0	0
Reest -	BA:	0	0	0	0	0	0	0	0	0	0	0
Mar15	OP:	0	0									
	OT:	0	0	0	0	0	0	0	0	0	0	0
Reest -	BA:	0	0	0	0	0	0	0	0	0	0	0
Orig	OP:	9	0									
	OT:	9	0	-4	0	0	0	0	0	0	0	0




Sorted by FUNC, SFUN, TID, SUB
 (amounts in millions)

		2015	2016	2017	2018	2019	2020	2021	2022	2023	2024	2025
ENERGY (270)												
Power Marketing Administration												
Purchase Power Drought Fund												
089 5597 0 2 271 EA01 99 99 10												
Proposed Legislation												
Pres 16	BA:	0	0	0	0	0	0	0	0	0	0	0
Reest	OP:	0	0									
	OT:	0	0	0	0	0	0	0	0	0	0	0
Mar 15	BA:	0	0	0	0	0	0	0	0	0	0	0
Base	OP:	0	0									
	OT:	0	0	0	0	0	0	0	0	0	0	0
Orig	BA:	0	0	0	17	0	0	6	0	0	39	0
Pres	OP:	0	0									
	OT:	0	0	0	17	0	0	6	0	0	39	0
Reest -	BA:	0	0	0	0	0	0	0	0	0	0	0
Mar15	OP:	0	0									
	OT:	0	0	0	0	0	0	0	0	0	0	0
Reest -	BA:	0	0	0	-17	0	0	-6	0	0	-39	0
Orig	OP:	0	0									
	OT:	0	0	0	-17	0	0	-6	0	0	-39	0
089 5597 0 2 271 EA02 XX XX 10												
Proposed Legislation												
Pres 16	BA:	0	0	0	0	0	0	0	0	0	0	0
Reest	OP:	0	0									
	OT:	0	0	0	0	0	0	0	0	0	0	0
Mar 15	BA:	0	0	0	0	0	0	0	0	0	0	0
Base	OP:	0	0									
	OT:	0	0	0	0	0	0	0	0	0	0	0
Orig	BA:	0	-15	-15	-12	-15	-2	-6	0	0	-15	-15
Pres	OP:	0	0									
	OT:	0	-15	-15	-12	-15	-2	-6	0	0	-15	-15
Reest -	BA:	0	0	0	0	0	0	0	0	0	0	0
Mar15	OP:	0	0									
	OT:	0	0	0	0	0	0	0	0	0	0	0
Reest -	BA:	0	15	15	12	15	2	6	0	0	15	15
Orig	OP:	0	0									
	OT:	0	15	15	12	15	2	6	0	0	15	15



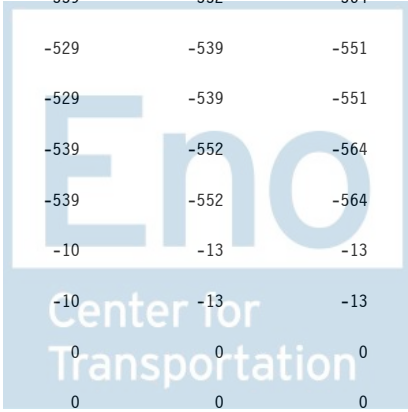
Sorted by FUNC, SFUN, TID, SUB
 (amounts in millions)

		2015	2016	2017	2018	2019	2020	2021	2022	2023	2024	2025
ENERGY (270)												
Account Total for Purchase Power Drought Fund												
Pres 16	BA:	0	0	0	0	0	0	0	0	0	0	0
Reest	OP:	0	0									
	OT:	0	0	0	0	0	0	0	0	0	0	0
Mar 15	BA:	0	0	0	0	0	0	0	0	0	0	0
Base	OP:	0	0									
	OT:	0	0	0	0	0	0	0	0	0	0	0
Orig	BA:	0	-15	-15	5	-15	-2	0	0	0	24	-15
Pres	OP:	0	0									
	OT:	0	-15	-15	5	-15	-2	0	0	0	24	-15
Reest -	BA:	0	0	0	0	0	0	0	0	0	0	0
Mar15	OP:	0	0									
	OT:	0	0	0	0	0	0	0	0	0	0	0
Reest -	BA:	0	15	15	-5	15	2	0	0	0	-24	15
Orig	OP:	0	0									
	OT:	0	15	15	-5	15	2	0	0	0	-24	15
Department of Energy												
Sale of minerals and mineral products(NPR)												
089 9990 8 1 271 CB01 XX XX 20 0												
Offsetting Receipts												
Pres 16	BA:	-5	-5	-5	-5	-5	-5	-5	-5	-5	-5	-5
Reest	OP:	0	0									
	OT:	-5	-5	-5	-5	-5	-5	-5	-5	-5	-5	-5
Mar 15	BA:	-5	-5	-5	-5	-5	-5	-5	-5	-5	-5	-5
Base	OP:	0	0									
	OT:	-5	-5	-5	-5	-5	-5	-5	-5	-5	-5	-5
Orig	BA:	0	0	0	0	0	0	0	0	0	0	0
Pres	OP:	0	0									
	OT:	0	0	0	0	0	0	0	0	0	0	0
Reest -	BA:	0	0	0	0	0	0	0	0	0	0	0
Mar15	OP:	0	0									
	OT:	0	0	0	0	0	0	0	0	0	0	0
Reest -	BA:	-5	-5	-5	-5	-5	-5	-5	-5	-5	-5	-5
Orig	OP:	0	0									
	OT:	-5	-5	-5	-5	-5	-5	-5	-5	-5	-5	-5



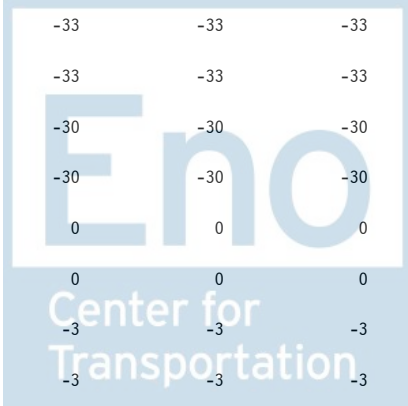
Sorted by FUNC, SFUN, TID, SUB
 (amounts in millions)

		2015	2016	2017	2018	2019	2020	2021	2022	2023	2024	2025
ENERGY (270)												
Defense, Decontamination & Decommissioning Fund												
089 9990 8 2 271 AA01 EW EW 03												
Appropriation												
Pres 16	BA:	0	0	0	0	0	0	0	0	0	0	0
Reest	OP:	0	0									
	OT:	0	0	0	0	0	0	0	0	0	0	0
Mar 15	BA:	0	0	0	0	0	0	0	0	0	0	0
Base	OP:	0	0									
	OT:	0	0	0	0	0	0	0	0	0	0	0
Orig	BA:	-463	0	0	0	0	0	0	0	0	0	0
Pres	OP:	0	0									
	OT:	-463	0	0	0	0	0	0	0	0	0	0
Reest -	BA:	0	0	0	0	0	0	0	0	0	0	0
Mar15	OP:	0	0									
	OT:	0	0	0	0	0	0	0	0	0	0	0
Reest -	BA:	463	0	0	0	0	0	0	0	0	0	0
Orig	OP:	0	0									
	OT:	463	0	0	0	0	0	0	0	0	0	0
089 9990 8 2 271 AC01 EW EW 03 0												
Appropriation - Existing Law Change												
Pres 16	BA:	-463	-472	-482	-492	-504	-515	-527	-539	-552	-564	-577
Reest	OP:	0	0									
	OT:	-463	-472	-482	-492	-504	-515	-527	-539	-552	-564	-577
Mar 15	BA:	-463	-470	-478	-488	-498	-508	-518	-529	-539	-551	-562
Base	OP:	0	0									
	OT:	-463	-470	-478	-488	-498	-508	-518	-529	-539	-551	-562
Orig	BA:	0	-472	-482	-492	-504	-515	-527	-539	-552	-564	-577
Pres	OP:	0	0									
	OT:	0	-472	-482	-492	-504	-515	-527	-539	-552	-564	-577
Reest -	BA:	0	-2	-4	-4	-6	-7	-9	-10	-13	-13	-15
Mar15	OP:	0	0									
	OT:	0	-2	-4	-4	-6	-7	-9	-10	-13	-13	-15
Reest -	BA:	-463	0	0	0	0	0	0	0	0	0	0
Orig	OP:	0	0									
	OT:	-463	0	0	0	0	0	0	0	0	0	0




Sorted by FUNC, SFUN, TID, SUB
 (amounts in millions)

		2015	2016	2017	2018	2019	2020	2021	2022	2023	2024	2025
ENERGY (270)												
Account Total for Defense, Decontamination & Decommissioning Fund												
Pres 16	BA:	-463	-472	-482	-492	-504	-515	-527	-539	-552	-564	-577
Reest	OP:	0	0									
	OT:	-463	-472	-482	-492	-504	-515	-527	-539	-552	-564	-577
Mar 15	BA:	-463	-470	-478	-488	-498	-508	-518	-529	-539	-551	-562
Base	OP:	0	0									
	OT:	-463	-470	-478	-488	-498	-508	-518	-529	-539	-551	-562
Orig	BA:	-463	-472	-482	-492	-504	-515	-527	-539	-552	-564	-577
Pres	OP:	0	0									
	OT:	-463	-472	-482	-492	-504	-515	-527	-539	-552	-564	-577
Reest -	BA:	0	-2	-4	-4	-6	-7	-9	-10	-13	-13	-15
Mar15	OP:	0	0									
	OT:	0	-2	-4	-4	-6	-7	-9	-10	-13	-13	-15
Reest -	BA:	0	0	0	0	0	0	0	0	0	0	0
Orig	OP:	0	0									
	OT:	0	0	0	0	0	0	0	0	0	0	0
Western Area Power Administration, payment to Corps of Engineers 089 9991 8 1 271 CB01 XX XX 20 0												
Offsetting Receipts												
Pres 16	BA:	-33	-33	-33	-33	-33	-33	-33	-33	-33	-33	-33
Reest	OP:	0	0									
	OT:	-33	-33	-33	-33	-33	-33	-33	-33	-33	-33	-33
Mar 15	BA:	-33	-33	-33	-33	-33	-33	-33	-33	-33	-33	-33
Base	OP:	0	0									
	OT:	-33	-33	-33	-33	-33	-33	-33	-33	-33	-33	-33
Orig	BA:	-30	-30	-30	-30	-30	-30	-30	-30	-30	-30	-30
Pres	OP:	0	0									
	OT:	-30	-30	-30	-30	-30	-30	-30	-30	-30	-30	-30
Reest -	BA:	0	0	0	0	0	0	0	0	0	0	0
Mar15	OP:	0	0									
	OT:	0	0	0	0	0	0	0	0	0	0	0
Reest -	BA:	-3	-3	-3	-3	-3	-3	-3	-3	-3	-3	-3
Orig	OP:	0	0									
	OT:	-3	-3	-3	-3	-3	-3	-3	-3	-3	-3	-3



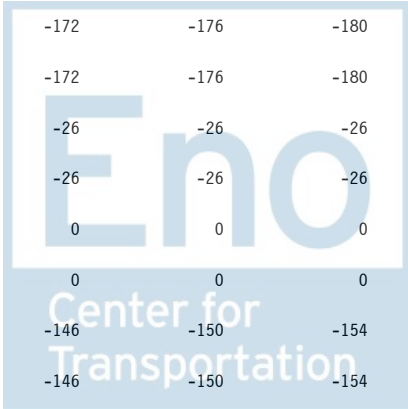
Sorted by FUNC, SFUN, TID, SUB
 (amounts in millions)

		2015	2016	2017	2018	2019	2020	2021	2022	2023	2024	2025
ENERGY (270)												
Nuclear waste disposal fund, Energy												
089 9992 8 1 271 CB01 XX XX 20 1												
Offsetting Receipts												
Pres 16	BA:	-385	-385	-385	-385	-385	-385	-385	-385	-385	-385	-385
Reest	OP:	0	0									
	OT:	-385	-385	-385	-385	-385	-385	-385	-385	-385	-385	-385
Mar 15	BA:	-385	-385	-385	-385	-385	-385	-385	-385	-385	-385	-385
Base	OP:	0	0									
	OT:	-385	-385	-385	-385	-385	-385	-385	-385	-385	-385	-385
Orig	BA:	-362	-366	-371	-371	-372	-374	-374	-373	-373	-372	-372
Pres	OP:	0	0									
	OT:	-362	-366	-371	-371	-372	-374	-374	-373	-373	-372	-372
Reest -	BA:	0	0	0	0	0	0	0	0	0	0	0
Mar15	OP:	0	0									
	OT:	0	0	0	0	0	0	0	0	0	0	0
Reest -	BA:	-23	-19	-14	-14	-13	-11	-11	-12	-12	-13	-13
Orig	OP:	0	0									
	OT:	-23	-19	-14	-14	-13	-11	-11	-12	-12	-13	-13
089 9992 8 1 271 EA02 30 74 20												
Proposed Legislation												
PROPOSAL: nuclear waste reform, one time fees												
Pres 16	BA:	0	0	0	0	0	0	0	0	0	0	-300
Reest	OP:	0	0									
	OT:	0	0	0	0	0	0	0	0	0	0	-300
Mar 15	BA:	0	0	0	0	0	0	0	0	0	0	0
Base	OP:	0	0									
	OT:	0	0	0	0	0	0	0	0	0	0	0
Orig	BA:	0	0	0	0	0	0	0	0	0	-2,284	-356
Pres	OP:	0	0									
	OT:	0	0	0	0	0	0	0	0	0	-2,284	-356
Reest -	BA:	0	0	0	0	0	0	0	0	0	0	-300
Mar15	OP:	0	0									
	OT:	0	0	0	0	0	0	0	0	0	0	-300
Reest -	BA:	0	0	0	0	0	0	0	0	0	2,284	56
Orig	OP:	0	0									
	OT:	0	0	0	0	0	0	0	0	0	2,284	56



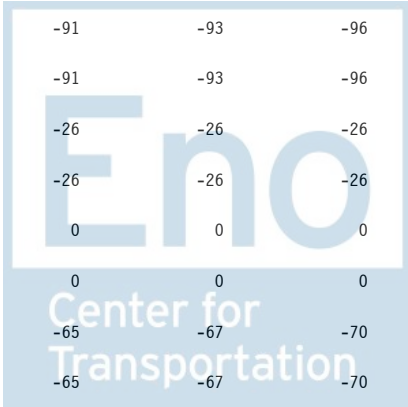
Sorted by FUNC, SFUN, TID, SUB
 (amounts in millions)

		2015	2016	2017	2018	2019	2020	2021	2022	2023	2024	2025
ENERGY (270)												
Account Total for Nuclear waste disposal fund, Energy												
Pres 16	BA:	-385	-385	-385	-385	-385	-385	-385	-385	-385	-385	-685
Reest	OP:	0	0									
	OT:	-385	-385	-385	-385	-385	-385	-385	-385	-385	-385	-685
Mar 15	BA:	-385	-385	-385	-385	-385	-385	-385	-385	-385	-385	-385
Base	OP:	0	0									
	OT:	-385	-385	-385	-385	-385	-385	-385	-385	-385	-385	-385
Orig	BA:	-362	-366	-371	-371	-372	-374	-374	-373	-373	-2,656	-728
Pres	OP:	0	0									
	OT:	-362	-366	-371	-371	-372	-374	-374	-373	-373	-2,656	-728
Reest -	BA:	0	0	0	0	0	0	0	0	0	0	-300
Mar15	OP:	0	0									
	OT:	0	0	0	0	0	0	0	0	0	0	-300
Reest -	BA:	-23	-19	-14	-14	-13	-11	-11	-12	-12	2,271	43
Orig	OP:	0	0									
	OT:	-23	-19	-14	-14	-13	-11	-11	-12	-12	2,271	43
Southwestern Power												
089 9993 8 1 271 CB01 XX XX 20 0												
Offsetting Receipts												
Pres 16	BA:	-151	-153	-156	-159	-162	-166	-169	-172	-176	-180	-183
Reest	OP:	0	0									
	OT:	-151	-153	-156	-159	-162	-166	-169	-172	-176	-180	-183
Mar 15	BA:	-151	-153	-156	-159	-162	-166	-169	-172	-176	-180	-183
Base	OP:	0	0									
	OT:	-151	-153	-156	-159	-162	-166	-169	-172	-176	-180	-183
Orig	BA:	-57	-61	-56	-55	-64	-62	-26	-26	-26	-26	-26
Pres	OP:	0	0									
	OT:	-57	-61	-56	-55	-64	-62	-26	-26	-26	-26	-26
Reest -	BA:	0	0	0	0	0	0	0	0	0	0	0
Mar15	OP:	0	0									
	OT:	0	0	0	0	0	0	0	0	0	0	0
Reest -	BA:	-94	-92	-100	-104	-98	-104	-143	-146	-150	-154	-157
Orig	OP:	0	0									
	OT:	-94	-92	-100	-104	-98	-104	-143	-146	-150	-154	-157



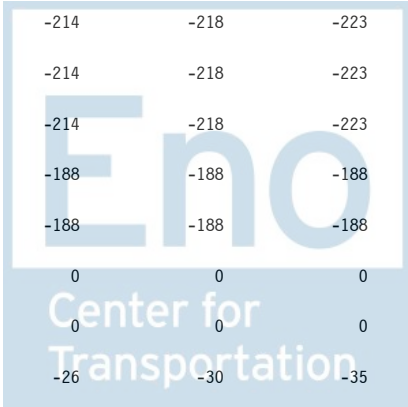
Sorted by FUNC, SFUN, TID, SUB
 (amounts in millions)

		2015	2016	2017	2018	2019	2020	2021	2022	2023	2024	2025
ENERGY (270)												
089 9993 8 1 271 CB02 XX XX 20 0												
Offsetting Receipts												
SPWA Spending of Customer Receipts												
Pres 16	BA:	71	72	73	75	76	78	79	81	83	84	86
Reest	OP:	0	0									
	OT:	71	72	73	75	76	78	79	81	83	84	86
Mar 15	BA:	71	72	73	75	76	78	79	81	83	84	86
Base	OP:	0	0									
	OT:	71	72	73	75	76	78	79	81	83	84	86
Orig	BA:	0	0	0	0	0	0	0	0	0	0	0
Pres	OP:	0	0									
	OT:	0	0	0	0	0	0	0	0	0	0	0
Reest -	BA:	0	0	0	0	0	0	0	0	0	0	0
Mar15	OP:	0	0									
	OT:	0	0	0	0	0	0	0	0	0	0	0
Reest -	BA:	71	72	73	75	76	78	79	81	83	84	86
Orig	OP:	0	0									
	OT:	71	72	73	75	76	78	79	81	83	84	86
Account Total for Southwestern Power												
Pres 16	BA:	-80	-81	-83	-84	-86	-88	-90	-91	-93	-96	-97
Reest	OP:	0	0									
	OT:	-80	-81	-83	-84	-86	-88	-90	-91	-93	-96	-97
Mar 15	BA:	-80	-81	-83	-84	-86	-88	-90	-91	-93	-96	-97
Base	OP:	0	0									
	OT:	-80	-81	-83	-84	-86	-88	-90	-91	-93	-96	-97
Orig	BA:	-57	-61	-56	-55	-64	-62	-26	-26	-26	-26	-26
Pres	OP:	0	0									
	OT:	-57	-61	-56	-55	-64	-62	-26	-26	-26	-26	-26
Reest -	BA:	0	0	0	0	0	0	0	0	0	0	0
Mar15	OP:	0	0									
	OT:	0	0	0	0	0	0	0	0	0	0	0
Reest -	BA:	-23	-20	-27	-29	-22	-26	-64	-65	-67	-70	-71
Orig	OP:	0	0									
	OT:	-23	-20	-27	-29	-22	-26	-64	-65	-67	-70	-71



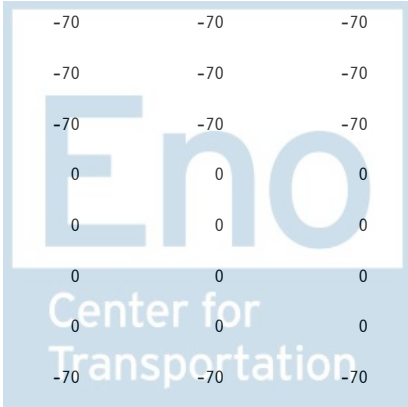
Sorted by FUNC, SFUN, TID, SUB
 (amounts in millions)

		2015	2016	2017	2018	2019	2020	2021	2022	2023	2024	2025
ENERGY (270)												
Proceeds from uranium sales												
089 9993 8 7 271 CB01 XX XX 20 1												
Offsetting Receipts												
Pres 16	BA:	-10	-50	-50	-50	-50	-50	-50	-50	-50	-50	-50
Reest	OP:	0	0									
	OT:	-10	-50	-50	-50	-50	-50	-50	-50	-50	-50	-50
Mar 15	BA:	-10	-50	-50	-50	-50	-50	-50	-50	-50	-50	-50
Base	OP:	0	0									
	OT:	-10	-50	-50	-50	-50	-50	-50	-50	-50	-50	-50
Orig	BA:	0	0	0	0	0	0	0	0	0	0	0
Pres	OP:	0	0									
	OT:	0	0	0	0	0	0	0	0	0	0	0
Reest -	BA:	0	0	0	0	0	0	0	0	0	0	0
Mar15	OP:	0	0									
	OT:	0	0	0	0	0	0	0	0	0	0	0
Reest -	BA:	-10	-50	-50	-50	-50	-50	-50	-50	-50	-50	-50
Orig	OP:	0	0									
	OT:	-10	-50	-50	-50	-50	-50	-50	-50	-50	-50	-50
Southeastern Power												
089 9995 8 1 271 CB01 XX XX 20 1												
Offsetting Receipts												
Pres 16	BA:	-190	-190	-193	-197	-201	-205	-209	-214	-218	-223	-227
Reest	OP:	0	0									
	OT:	-190	-190	-193	-197	-201	-205	-209	-214	-218	-223	-227
Mar 15	BA:	-190	-190	-193	-197	-201	-205	-209	-214	-218	-223	-227
Base	OP:	0	0									
	OT:	-190	-190	-193	-197	-201	-205	-209	-214	-218	-223	-227
Orig	BA:	-168	-189	-189	-188	-188	-188	-188	-188	-188	-188	-188
Pres	OP:	0	0									
	OT:	-168	-189	-189	-188	-188	-188	-188	-188	-188	-188	-188
Reest -	BA:	0	0	0	0	0	0	0	0	0	0	0
Mar15	OP:	0	0									
	OT:	0	0	0	0	0	0	0	0	0	0	0
Reest -	BA:	-22	-1	-4	-9	-13	-17	-21	-26	-30	-35	-39
Orig	OP:	0	0									
	OT:	-22	-1	-4	-9	-13	-17	-21	-26	-30	-35	-39



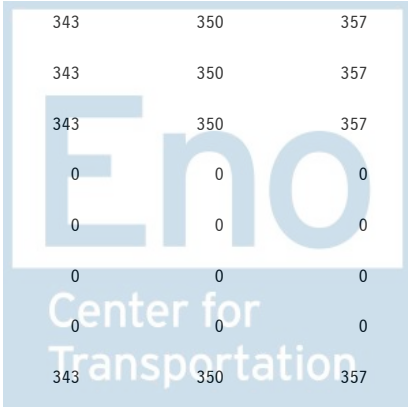
Sorted by FUNC, SFUN, TID, SUB
 (amounts in millions)

		2015	2016	2017	2018	2019	2020	2021	2022	2023	2024	2025
ENERGY (270)												
Bonneville Power Administration, payment to Corps of Engineers												
089 9996 8 1 271 CB01 XX XX 20 0												
Offsetting Receipts												
Pres 16	BA:	-31	-31	-31	-31	-31	-31	-31	-31	-31	-31	-31
Reest	OP:	0	0									
	OT:	-31	-31	-31	-31	-31	-31	-31	-31	-31	-31	-31
Mar 15	BA:	-31	-31	-31	-31	-31	-31	-31	-31	-31	-31	-31
Base	OP:	0	0									
	OT:	-31	-31	-31	-31	-31	-31	-31	-31	-31	-31	-31
Orig	BA:	-38	-38	-39	-40	-41	-41	-41	-41	-41	-41	-41
Pres	OP:	0	0									
	OT:	-38	-38	-39	-40	-41	-41	-41	-41	-41	-41	-41
Reest -	BA:	0	0	0	0	0	0	0	0	0	0	0
Mar15	OP:	0	0									
	OT:	0	0	0	0	0	0	0	0	0	0	0
Reest -	BA:	7	7	8	9	10	10	10	10	10	10	10
Orig	OP:	0	0									
	OT:	7	7	8	9	10	10	10	10	10	10	10
Bonneville Power Administration, payment to Bureau of Reclamation												
089 9997 8 1 271 CB01 XX XX 20 5												
Offsetting Receipts												
Pres 16	BA:	-85	-85	-85	-85	-70	-70	-70	-70	-70	-70	-70
Reest	OP:	0	0									
	OT:	-85	-85	-85	-85	-70	-70	-70	-70	-70	-70	-70
Mar 15	BA:	-85	-85	-85	-85	-70	-70	-70	-70	-70	-70	-70
Base	OP:	0	0									
	OT:	-85	-85	-85	-85	-70	-70	-70	-70	-70	-70	-70
Orig	BA:	0	0	0	0	0	0	0	0	0	0	0
Pres	OP:	0	0									
	OT:	0	0	0	0	0	0	0	0	0	0	0
Reest -	BA:	0	0	0	0	0	0	0	0	0	0	0
Mar15	OP:	0	0									
	OT:	0	0	0	0	0	0	0	0	0	0	0
Reest -	BA:	-85	-85	-85	-85	-70	-70	-70	-70	-70	-70	-70
Orig	OP:	0	0									
	OT:	-85	-85	-85	-85	-70	-70	-70	-70	-70	-70	-70



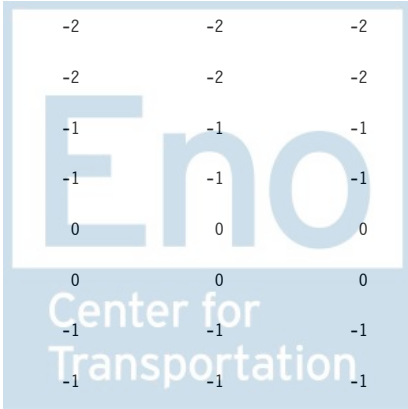
Sorted by FUNC, SFUN, TID, SUB
 (amounts in millions)

		2015	2016	2017	2018	2019	2020	2021	2022	2023	2024	2025
ENERGY (270)												
Western Area Power Administration												
089 9998 8 1 271 CB01 XX XX 20 1												
Offsetting Receipts												
Pres 16	BA:	-590	-550	-560	-571	-583	-594	-606	-619	-631	-644	-657
Reest	OP:	0	0									
	OT:	-590	-550	-560	-571	-583	-594	-606	-619	-631	-644	-657
Mar 15	BA:	-590	-550	-560	-571	-583	-594	-606	-619	-631	-644	-657
Base	OP:	0	0									
	OT:	-590	-550	-560	-571	-583	-594	-606	-619	-631	-644	-657
Orig	BA:	-144	-144	-144	-144	-144	-144	-144	-144	-144	-144	-144
Pres	OP:	0	0									
	OT:	-144	-144	-144	-144	-144	-144	-144	-144	-144	-144	-144
Reest -	BA:	0	0	0	0	0	0	0	0	0	0	0
Mar15	OP:	0	0									
	OT:	0	0	0	0	0	0	0	0	0	0	0
Reest -	BA:	-446	-406	-416	-427	-439	-450	-462	-475	-487	-500	-513
Orig	OP:	0	0									
	OT:	-446	-406	-416	-427	-439	-450	-462	-475	-487	-500	-513
089 9998 8 1 271 CB02 XX XX 20 0												
Offsetting Receipts												
WAPA Spending of Receipts												
Pres 16	BA:	300	305	310	316	323	329	336	343	350	357	364
Reest	OP:	0	0									
	OT:	300	305	310	316	323	329	336	343	350	357	364
Mar 15	BA:	300	305	310	316	323	329	336	343	350	357	364
Base	OP:	0	0									
	OT:	300	305	310	316	323	329	336	343	350	357	364
Orig	BA:	0	0	0	0	0	0	0	0	0	0	0
Pres	OP:	0	0									
	OT:	0	0	0	0	0	0	0	0	0	0	0
Reest -	BA:	0	0	0	0	0	0	0	0	0	0	0
Mar15	OP:	0	0									
	OT:	0	0	0	0	0	0	0	0	0	0	0
Reest -	BA:	300	305	310	316	323	329	336	343	350	357	364
Orig	OP:	0	0									
	OT:	300	305	310	316	323	329	336	343	350	357	364



Sorted by FUNC, SFUN, TID, SUB
 (amounts in millions)

		2015	2016	2017	2018	2019	2020	2021	2022	2023	2024	2025
ENERGY (270)												
Account Total for Western Area Power Administration												
Pres 16	BA:	-290	-245	-250	-255	-260	-265	-270	-276	-281	-287	-293
Reest	OP:	0	0									
	OT:	-290	-245	-250	-255	-260	-265	-270	-276	-281	-287	-293
Mar 15	BA:	-290	-245	-250	-255	-260	-265	-270	-276	-281	-287	-293
Base	OP:	0	0									
	OT:	-290	-245	-250	-255	-260	-265	-270	-276	-281	-287	-293
Orig	BA:	-144	-144	-144	-144	-144	-144	-144	-144	-144	-144	-144
Pres	OP:	0	0									
	OT:	-144	-144	-144	-144	-144	-144	-144	-144	-144	-144	-144
Reest -	BA:	0	0	0	0	0	0	0	0	0	0	0
Mar15	OP:	0	0									
	OT:	0	0	0	0	0	0	0	0	0	0	0
Reest -	BA:	-146	-101	-106	-111	-116	-121	-126	-132	-137	-143	-149
Orig	OP:	0	0									
	OT:	-146	-101	-106	-111	-116	-121	-126	-132	-137	-143	-149
Falcom Dam												
089 9999 8 1 271 CB01 XX XX 20 0												
Offsetting Receipts												
Pres 16	BA:	-2	-2	-2	-2	-2	-2	-2	-2	-2	-2	-2
Reest	OP:	0	0									
	OT:	-2	-2	-2	-2	-2	-2	-2	-2	-2	-2	-2
Mar 15	BA:	-2	-2	-2	-2	-2	-2	-2	-2	-2	-2	-2
Base	OP:	0	0									
	OT:	-2	-2	-2	-2	-2	-2	-2	-2	-2	-2	-2
Orig	BA:	-1	-1	-1	-1	-1	-1	-1	-1	-1	-1	-1
Pres	OP:	0	0									
	OT:	-1	-1	-1	-1	-1	-1	-1	-1	-1	-1	-1
Reest -	BA:	0	0	0	0	0	0	0	0	0	0	0
Mar15	OP:	0	0									
	OT:	0	0	0	0	0	0	0	0	0	0	0
Reest -	BA:	-1	-1	-1	-1	-1	-1	-1	-1	-1	-1	-1
Orig	OP:	0	0									
	OT:	-1	-1	-1	-1	-1	-1	-1	-1	-1	-1	-1



Sorted by FUNC, SFUN, TID, SUB
 (amounts in millions)

		2015	2016	2017	2018	2019	2020	2021	2022	2023	2024	2025
ENERGY (270)												
Nuclear Waste Technical Review Board												
Nuclear Waste Technical Review Board												
Salaries and Expenses												
431 0500 0 1 271 AA01 EW EW 03 0												
Appropriation												
Pres 16	BA:	3	4	4	4	4	4	4	4	5	5	5
Reest	OP:	0	0									
	OT:	3	4	4	4	4	4	4	4	5	5	5
Mar 15	BA:	3	3	3	3	3	3	4	4	4	4	4
Base	OP:	0	0									
	OT:	3	3	3	3	3	3	4	4	4	4	4
Orig	BA:	3	4	4	4	4	4	4	4	5	5	5
Pres	OP:	0	0									
	OT:	3	4	4	4	4	4	4	4	5	5	5
Reest -	BA:	0	1	1	1	1	1	0	0	1	1	1
Mar15	OP:	0	0									
	OT:	0	1	1	1	1	1	0	0	1	1	1
Reest -	BA:	0	0	0	0	0	0	0	0	0	0	0
Orig	OP:	0	0									
	OT:	0	0	0	0	0	0	0	0	0	0	0




Sorted by FUNC, SFUN, TID, SUB
 (amounts in millions)

		2015	2016	2017	2018	2019	2020	2021	2022	2023	2024	2025
ENERGY (270)												
Tennessee Valley Authority												
Tennessee Valley Authority												
Tennessee Valley Authority Fund												
455 4110 0 3 271 BD01 48 76 10 N												
Public Enterprise Fund												
Pres 16	BA:	650	0	0	0	0	0	0	0	0	0	0
Reest	OP:	0	0									
	OT:	500	-250	-300	-450	-450	-400	-300	-250	-200	-150	-150
Mar 15	BA:	650	0	0	0	0	0	0	0	0	0	0
Base	OP:	0	0									
	OT:	500	-250	-300	-450	-450	-400	-300	-250	-200	-150	-150
Orig	BA:	1,056	-217	-378	-1,222	-1,269	-244	-1,242	-505	-546	-536	-82
Pres	OP:	1,929	0									
	OT:	1,016	-178	-378	-1,222	-1,269	-244	-1,242	-505	-546	-536	-82
Reest -	BA:	0	0	0	0	0	0	0	0	0	0	0
Mar15	OP:	0	0									
	OT:	0	0	0	0	0	0	0	0	0	0	0
Reest -	BA:	-406	217	378	1,222	1,269	244	1,242	505	546	536	82
Orig	OP:	-1,929	0									
	OT:	-516	-72	78	772	819	-156	942	255	346	386	-68



Sorted by FUNC, SFUN, TID, SUB
 (amounts in millions)

		2015	2016	2017	2018	2019	2020	2021	2022	2023	2024	2025
ENERGY (270)												
455 4110 0 3 271 BS01 48 76 10 A												
Sequester												
Pres 16	BA:	-30	0	0	0	0	0	0	0	0	0	0
Reest	OP:	0	0									
	OT:	0	0	0	0	0	0	0	0	0	0	0
Mar 15	BA:	-30	-28	0	0	0	0	0	0	0	0	0
Base	OP:	0	0									
	OT:	0	0	0	0	0	0	0	0	0	0	0
Orig	BA:	0	0	0	0	0	0	0	0	0	0	0
Pres	OP:	0	0									
	OT:	0	0	0	0	0	0	0	0	0	0	0
Reest -	BA:	0	28	0	0	0	0	0	0	0	0	0
Mar15	OP:	0	0									
	OT:	0	0	0	0	0	0	0	0	0	0	0
Reest -	BA:	-30	0	0	0	0	0	0	0	0	0	0
Orig	OP:	0	0									
	OT:	0	0	0	0	0	0	0	0	0	0	0
Account Total for Tennessee Valley Authority Fund												
Pres 16	BA:	620	0	0	0	0	0	0	0	0	0	0
Reest	OP:	0	0									
	OT:	500	-250	-300	-450	-450	-400	-300	-250	-200	-150	-150
Mar 15	BA:	620	-28	0	0	0	0	0	0	0	0	0
Base	OP:	0	0									
	OT:	500	-250	-300	-450	-450	-400	-300	-250	-200	-150	-150
Orig	BA:	1,056	-217	-378	-1,222	-1,269	-244	-1,242	-505	-546	-536	-82
Pres	OP:	1,929	0									
	OT:	1,016	-178	-378	-1,222	-1,269	-244	-1,242	-505	-546	-536	-82
Reest -	BA:	0	28	0	0	0	0	0	0	0	0	0
Mar15	OP:	0	0									
	OT:	0	0	0	0	0	0	0	0	0	0	0
Reest -	BA:	-436	217	378	1,222	1,269	244	1,242	505	546	536	82
Orig	OP:	-1,929	0									
	OT:	-516	-72	78	772	819	-156	942	255	346	386	-68



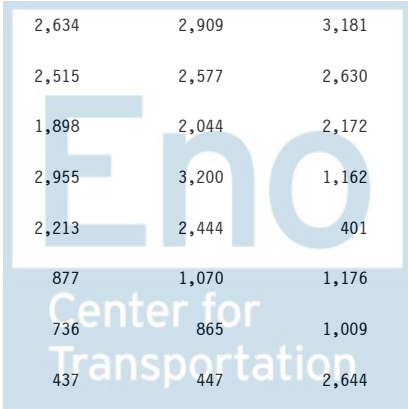
Sorted by FUNC, SFUN, TID, SUB
 (amounts in millions)

		2015	2016	2017	2018	2019	2020	2021	2022	2023	2024	2025
ENERGY (270)												
United States Enrichment Corporation Fund												
United States Enrichment Corporation Fund												
United States Enrichment Corporation Fund												
486 4054 0 3 271 BD01 36 74 10 0 WI1												
Public Enterprise Fund												
Interest on USEC Unavailable Balances												
Pres 16	BA:	-10	-10	-10	-11	-11	-11	-11	-11	-12	-12	-12
Reest	OP:	0	0									
	OT:	-10	-10	-10	-11	-11	-11	-11	-11	-12	-12	-12
Mar 15	BA:	-10	-10	-10	-11	-11	-11	-11	-11	-12	-12	-12
Base	OP:	0	0									
	OT:	-10	-10	-10	-11	-11	-11	-11	-11	-12	-12	-12
Orig	BA:	-4	-4	-4	-4	-4	-4	-4	-4	-4	-4	-4
Pres	OP:	0	0									
	OT:	-4	-4	-4	-4	-4	-4	-4	-4	-4	-4	-4
Reest -	BA:	0	0	0	0	0	0	0	0	0	0	0
Mar15	OP:	0	0									
	OT:	0	0	0	0	0	0	0	0	0	0	0
Reest -	BA:	-6	-6	-6	-7	-7	-7	-7	-7	-8	-8	-8
Orig	OP:	0	0									
	OT:	-6	-6	-6	-7	-7	-7	-7	-7	-8	-8	-8



Sorted by FUNC, SFUN, TID, SUB
 (amounts in millions)

		2015	2016	2017	2018	2019	2020	2021	2022	2023	2024	2025
ENERGY (270)												
Office of the Fed Coordinator for Alaska Natural Gas Transportat												
Office of the Fed Coordinator for Alaska Natural Gas Transportat												
Office of the Federal Coordinator for Alaska Natural Gas Transpo												
534 2850 0 1 271 AA01 EW EW 03												
Appropriation												
Pres 16	BA:	0	1	1	1	1	1	1	1	1	1	1
Reest	OP:	0	0									
	OT:	0	1	1	1	1	1	1	1	1	1	1
Mar 15	BA:	0	0	0	0	0	0	0	0	0	0	0
Base	OP:	0	0									
	OT:	0	0	0	0	0	0	0	0	0	0	0
Orig	BA:	0	1	1	1	1	1	1	1	1	1	1
Pres	OP:	1	0									
	OT:	1	1	1	1	1	1	1	1	1	1	1
Reest -	BA:	0	1	1	1	1	1	1	1	1	1	1
Mar15	OP:	0	0									
	OT:	0	1	1	1	1	1	1	1	1	1	1
Reest -	BA:	0	0	0	0	0	0	0	0	0	0	0
Orig	OP:	-1	0									
	OT:	-1	0	0	0	0	0	0	0	0	0	0
Subfunction Total for 271 Energy supply (271)												
Pres 16	BA:	3,778	2,797	3,117	3,028	2,995	3,041	3,263	3,392	3,647	3,806	3,754
Reest	OP:	3,413	2,466									
	OT:	3,727	1,060	1,639	1,517	1,895	2,129	2,414	2,634	2,909	3,181	3,124
Mar 15	BA:	3,778	2,259	2,654	2,489	2,418	2,438	2,479	2,515	2,577	2,630	2,693
Base	OP:	3,413	2,466									
	OT:	3,727	989	1,341	1,166	1,435	1,593	1,791	1,898	2,044	2,172	2,274
Orig	BA:	5,854	5,290	4,246	2,312	2,280	4,392	2,284	2,955	3,200	1,162	3,793
Pres	OP:	7,015	3,174									
	OT:	7,504	4,087	3,212	1,217	1,363	3,406	1,428	2,213	2,444	401	3,046
Reest -	BA:	0	538	463	539	577	603	784	877	1,070	1,176	1,061
Mar15	OP:	0	0									
	OT:	0	71	298	351	460	536	623	736	865	1,009	850
Reest -	BA:	-2,076	-2,493	-1,129	716	715	-1,351	979	437	447	2,644	-39
Orig	OP:	-3,602	-708									
	OT:	-3,777	-3,027	-1,573	300	532	-1,277	986	421	465	2,780	78



Sorted by FUNC, SFUN, TID, SUB
(amounts in millions)

	2015	2016	2017	2018	2019	2020	2021	2022	2023	2024	2025
ENERGY (270)											



Sorted by FUNC, SFUN, TID, SUB
 (amounts in millions)

		2015	2016	2017	2018	2019	2020	2021	2022	2023	2024	2025
ENERGY (270)												
Energy conservation (272)												
Department of the Treasury												
Internal Revenue Service												
Payment to Issuer of Qualified Energy Conservation Bonds												
020 0948 0 1 272 BA01 58 78 10 A JCT												
Federal Fund												
Pres 16	BA:	33	41	49	60	69	79	91	105	120	131	145
Reest	OP:	0	0									
	OT:	33	41	49	60	69	79	91	105	120	131	145
Mar 15	BA:	33	41	49	60	69	79	91	105	120	131	145
Base	OP:	0	0									
	OT:	33	41	49	60	69	79	91	105	120	131	145
Orig	BA:	30	32	32	32	32	32	32	32	32	32	32
Pres	OP:	0	0									
	OT:	30	32	32	32	32	32	32	32	32	32	32
Reest -	BA:	0	0	0	0	0	0	0	0	0	0	0
Mar15	OP:	0	0									
	OT:	0	0	0	0	0	0	0	0	0	0	0
Reest -	BA:	3	9	17	28	37	47	59	73	88	99	113
Orig	OP:	0	0									
	OT:	3	9	17	28	37	47	59	73	88	99	113



Sorted by FUNC, SFUN, TID, SUB
 (amounts in millions)

		2015	2016	2017	2018	2019	2020	2021	2022	2023	2024	2025
ENERGY (270)												
020 0948 0 1 272 BS01 58 78 10 A												
Sequester												
Pres 16	BA:	-2	0	0	0	0	0	0	0	0	0	0
Reest	OP:	0	0									
	OT:	-2	0	0	0	0	0	0	0	0	0	0
Mar 15	BA:	-2	-3	0	0	0	0	0	0	0	0	0
Base	OP:	0	0									
	OT:	-2	-3	0	0	0	0	0	0	0	0	0
Orig	BA:	0	0	0	0	0	0	0	0	0	0	0
Pres	OP:	0	0									
	OT:	0	0	0	0	0	0	0	0	0	0	0
Reest -	BA:	0	3	0	0	0	0	0	0	0	0	0
Mar15	OP:	0	0									
	OT:	0	3	0	0	0	0	0	0	0	0	0
Reest -	BA:	-2	0	0	0	0	0	0	0	0	0	0
Orig	OP:	0	0									
	OT:	-2	0	0	0	0	0	0	0	0	0	0
Account Total for Payment to Issuer of Qualified Energy Conservation Bonds												
Pres 16	BA:	31	41	49	60	69	79	91	105	120	131	145
Reest	OP:	0	0									
	OT:	31	41	49	60	69	79	91	105	120	131	145
Mar 15	BA:	31	38	49	60	69	79	91	105	120	131	145
Base	OP:	0	0									
	OT:	31	38	49	60	69	79	91	105	120	131	145
Orig	BA:	30	32	32	32	32	32	32	32	32	32	32
Pres	OP:	0	0									
	OT:	30	32	32	32	32	32	32	32	32	32	32
Reest -	BA:	0	3	0	0	0	0	0	0	0	0	0
Mar15	OP:	0	0									
	OT:	0	3	0	0	0	0	0	0	0	0	0
Reest -	BA:	1	9	17	28	37	47	59	73	88	99	113
Orig	OP:	0	0									
	OT:	1	9	17	28	37	47	59	73	88	99	113



Sorted by FUNC, SFUN, TID, SUB
 (amounts in millions)

		2015	2016	2017	2018	2019	2020	2021	2022	2023	2024	2025
ENERGY (270)												
Department of Housing and Urban Development												
Housing Programs												
Energy Innovation Fund												
086 0401 0 1 272 AA01 TT TT 03 0												
Appropriation												
Pres 16	BA:	0	0	0	0	0	0	0	0	0	0	0
Reest	OP:	18	2		0	0	0	0	0	0	0	0
	OT:	18	2	0	0	0	0	0	0	0	0	0
Mar 15	BA:	0	0	0	0	0	0	0	0	0	0	0
Base	OP:	18	2		0	0	0	0	0	0	0	0
	OT:	18	2	0	0	0	0	0	0	0	0	0
Orig	BA:	0	0	0	0	0	0	0	0	0	0	0
Pres	OP:	20	6		0	0	0	0	0	0	0	0
	OT:	20	6	0	0	0	0	0	0	0	0	0
Reest -	BA:	0	0	0	0	0	0	0	0	0	0	0
Mar15	OP:	0	0		0	0	0	0	0	0	0	0
	OT:	0	0	0	0	0	0	0	0	0	0	0
Reest -	BA:	0	0	0	0	0	0	0	0	0	0	0
Orig	OP:	-2	-4		0	0	0	0	0	0	0	0
	OT:	-2	-4	0	0	0	0	0	0	0	0	0



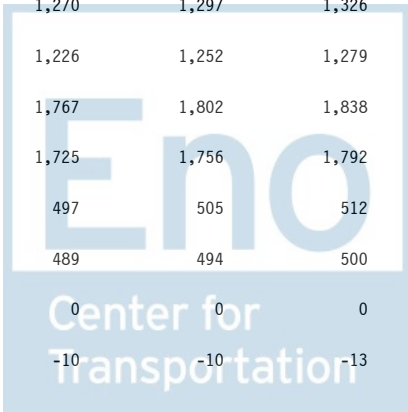
Sorted by FUNC, SFUN, TID, SUB
 (amounts in millions)

		2015	2016	2017	2018	2019	2020	2021	2022	2023	2024	2025
ENERGY (270)												
Department of Energy												
Energy Programs												
Energy Efficiency and Renewable Energy												
089 0321 0 1 272 AA01 EW EW 03 0												
Appropriation												
Pres 16	BA:	1,102	1,600	1,632	1,665	1,681	1,698	1,732	1,767	1,802	1,838	1,875
Reest	OP:	675	731									
	OT:	895	1,051	1,247	1,413	1,561	1,650	1,688	1,715	1,746	1,779	1,814
Mar 15	BA:	1,102	1,120	1,141	1,166	1,191	1,217	1,243	1,270	1,297	1,326	1,354
Base	OP:	675	731									
	OT:	895	955	1,005	1,046	1,118	1,175	1,200	1,226	1,252	1,279	1,307
Orig	BA:	1,102	1,600	1,632	1,665	1,681	1,698	1,732	1,767	1,802	1,838	1,875
Pres	OP:	955	769									
	OT:	1,231	1,169	1,457	1,552	1,651	1,673	1,697	1,725	1,756	1,792	1,828
Reest -	BA:	0	480	491	499	490	481	489	497	505	512	521
Mar15	OP:	0	0									
	OT:	0	96	242	367	443	475	488	489	494	500	507
Reest -	BA:	0	0	0	0	0	0	0	0	0	0	0
Orig	OP:	-280	-38									
	OT:	-336	-118	-210	-139	-90	-23	-9	-10	-10	-13	-14



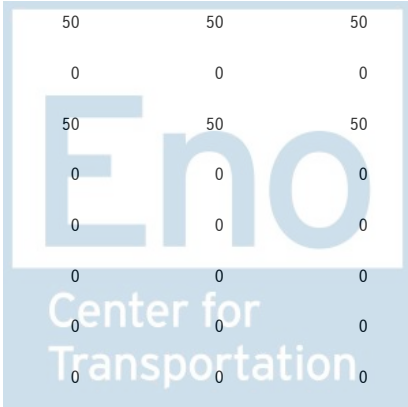
Sorted by FUNC, SFUN, TID, SUB
 (amounts in millions)

		2015	2016	2017	2018	2019	2020	2021	2022	2023	2024	2025
ENERGY (270)												
089 0321 0 1 272 DE04 EW EW 03 A STIM09												
Supplemental Emergency												
Pres 16	BA:	0	0	0	0	0	0	0	0	0	0	0
Reest	OP:	250	0									
	OT:	250	0	0	0	0	0	0	0	0	0	0
Mar 15	BA:	0	0	0	0	0	0	0	0	0	0	0
Base	OP:	250	0									
	OT:	250	0	0	0	0	0	0	0	0	0	0
Orig	BA:	0	0	0	0	0	0	0	0	0	0	0
Pres	OP:	0	0									
	OT:	0	0	0	0	0	0	0	0	0	0	0
Reest -	BA:	0	0	0	0	0	0	0	0	0	0	0
Mar15	OP:	0	0									
	OT:	0	0	0	0	0	0	0	0	0	0	0
Reest -	BA:	0	0	0	0	0	0	0	0	0	0	0
Orig	OP:	250	0									
	OT:	250	0	0	0	0	0	0	0	0	0	0
Account Total for Energy Efficiency and Renewable Energy												
Pres 16	BA:	1,102	1,600	1,632	1,665	1,681	1,698	1,732	1,767	1,802	1,838	1,875
Reest	OP:	925	731									
	OT:	1,145	1,051	1,247	1,413	1,561	1,650	1,688	1,715	1,746	1,779	1,814
Mar 15	BA:	1,102	1,120	1,141	1,166	1,191	1,217	1,243	1,270	1,297	1,326	1,354
Base	OP:	925	731									
	OT:	1,145	955	1,005	1,046	1,118	1,175	1,200	1,226	1,252	1,279	1,307
Orig	BA:	1,102	1,600	1,632	1,665	1,681	1,698	1,732	1,767	1,802	1,838	1,875
Pres	OP:	955	769									
	OT:	1,231	1,169	1,457	1,552	1,651	1,673	1,697	1,725	1,756	1,792	1,828
Reest -	BA:	0	480	491	499	490	481	489	497	505	512	521
Mar15	OP:	0	0									
	OT:	0	96	242	367	443	475	488	489	494	500	507
Reest -	BA:	0	0	0	0	0	0	0	0	0	0	0
Orig	OP:	-30	-38									
	OT:	-86	-118	-210	-139	-90	-23	-9	-10	-10	-13	-14




Sorted by FUNC, SFUN, TID, SUB
 (amounts in millions)

		2015	2016	2017	2018	2019	2020	2021	2022	2023	2024	2025
ENERGY (270)												
Advanced Technology Vehicles Manufacturing Loan Program Account												
089 0322 0 1 272 AA01 EW EW 03 0 AD												
Appropriation												
Pres 16	BA:	4	6	6	6	6	6	6	7	7	7	7
Reest	OP:	1	0									
	OT:	4	5	6	6	6	6	6	7	7	7	7
Mar 15	BA:	4	4	4	5	5	5	5	5	6	6	6
Base	OP:	1	0									
	OT:	4	3	4	5	5	5	5	5	6	6	6
Orig	BA:	4	6	6	6	6	6	6	7	7	7	7
Pres	OP:	22	66									
	OT:	25	70	6	6	6	6	6	7	7	7	7
Reest -	BA:	0	2	2	1	1	1	1	2	1	1	1
Mar15	OP:	0	0									
	OT:	0	2	2	1	1	1	1	2	1	1	1
Reest -	BA:	0	0	0	0	0	0	0	0	0	0	0
Orig	OP:	-21	-66									
	OT:	-21	-65	0	0	0	0	0	0	0	0	0
089 0322 0 1 272 AA03 EW EW 03 A												
Appropriation												
spending of unobligated balances (from emergency approp)												
Pres 16	BA:	0	0	0	0	0	0	0	0	0	0	0
Reest	OP:	50	50									
	OT:	50	50	50	50	50	50	50	50	50	50	50
Mar 15	BA:	0	0	0	0	0	0	0	0	0	0	0
Base	OP:	50	50									
	OT:	50	50	50	50	50	50	50	50	50	50	50
Orig	BA:	0	0	0	0	0	0	0	0	0	0	0
Pres	OP:	0	0									
	OT:	0	0	0	0	0	0	0	0	0	0	0
Reest -	BA:	0	0	0	0	0	0	0	0	0	0	0
Mar15	OP:	0	0									
	OT:	0	0	0	0	0	0	0	0	0	0	0
Reest -	BA:	0	0	0	0	0	0	0	0	0	0	0
Orig	OP:	50	50									
	OT:	50	50	50	50	50	50	50	50	50	50	50



Sorted by FUNC, SFUN, TID, SUB
 (amounts in millions)

		2015	2016	2017	2018	2019	2020	2021	2022	2023	2024	2025
ENERGY (270)												
089 0322 0 1 272 BA01 30 74 10 N RD												
Federal Fund												
net credit reestimates: 12 upward; -49 downward												
Pres 16	BA:	-4	0	0	0	0	0	0	0	0	0	0
Reest	OP:	0	0									
	OT:	-4	0	0	0	0	0	0	0	0	0	0
Mar 15	BA:	-4	0	0	0	0	0	0	0	0	0	0
Base	OP:	0	0									
	OT:	-4	0	0	0	0	0	0	0	0	0	0
Orig	BA:	-4	0	0	0	0	0	0	0	0	0	0
Pres	OP:	0	0									
	OT:	-4	0	0	0	0	0	0	0	0	0	0
Reest -	BA:	0	0	0	0	0	0	0	0	0	0	0
Mar15	OP:	0	0									
	OT:	0	0	0	0	0	0	0	0	0	0	0
Reest -	BA:	0	0	0	0	0	0	0	0	0	0	0
Orig	OP:	0	0									
	OT:	0	0	0	0	0	0	0	0	0	0	0
Account Total for Advanced Technology Vehicles Manufacturing Loan Program Account												
Pres 16	BA:	0	6	6	6	6	6	6	7	7	7	7
Reest	OP:	51	50									
	OT:	50	55	56	56	56	56	56	57	57	57	57
Mar 15	BA:	0	4	4	5	5	5	5	5	6	6	6
Base	OP:	51	50									
	OT:	50	53	54	55	55	55	55	55	56	56	56
Orig	BA:	0	6	6	6	6	6	6	7	7	7	7
Pres	OP:	22	66									
	OT:	21	70	6	6	6	6	6	7	7	7	7
Reest -	BA:	0	2	2	1	1	1	1	2	1	1	1
Mar15	OP:	0	0									
	OT:	0	2	2	1	1	1	1	2	1	1	1
Reest -	BA:	0	0	0	0	0	0	0	0	0	0	0
Orig	OP:	29	-16									
	OT:	29	-15	50	50	50	50	50	50	50	50	50



Sorted by FUNC, SFUN, TID, SUB
 (amounts in millions)

		2015	2016	2017	2018	2019	2020	2021	2022	2023	2024	2025
ENERGY (270)												
Subfunction Total for 272 Energy conservation (272)												
Pres 16	BA:	1,133	1,647	1,687	1,731	1,756	1,783	1,829	1,879	1,929	1,976	2,027
Reest	OP:	994	783									
	OT:	1,244	1,149	1,352	1,529	1,686	1,785	1,835	1,877	1,923	1,967	2,016
Mar 15	BA:	1,133	1,162	1,194	1,231	1,265	1,301	1,339	1,380	1,423	1,463	1,505
Base	OP:	994	783									
	OT:	1,244	1,048	1,108	1,161	1,242	1,309	1,346	1,386	1,428	1,466	1,508
Orig	BA:	1,132	1,638	1,670	1,703	1,719	1,736	1,770	1,806	1,841	1,877	1,914
Pres	OP:	997	841									
	OT:	1,302	1,277	1,495	1,590	1,689	1,711	1,735	1,764	1,795	1,831	1,867
Reest -	BA:	0	485	493	500	491	482	490	499	506	513	522
Mar15	OP:	0	0									
	OT:	0	101	244	368	444	476	489	491	495	501	508
Reest -	BA:	1	9	17	28	37	47	59	73	88	99	113
Orig	OP:	-3	-58									
	OT:	-58	-128	-143	-61	-3	74	100	113	128	136	149



Sorted by FUNC, SFUN, TID, SUB
 (amounts in millions)

		2015	2016	2017	2018	2019	2020	2021	2022	2023	2024	2025
ENERGY (270)												
Emergency energy preparedness (274)												
Strategic petroleum reserve												
089 0218 0 1 274 AA01 EW EW 03 0												
Appropriation												
Pres 16	BA:	200	257	262	267	270	273	278	284	289	295	301
Reest	OP:	90	91									
	OT:	180	207	254	264	268	271	275	280	286	291	297
Mar 15	BA:	200	203	207	212	216	221	226	231	236	241	246
Base	OP:	90	91									
	OT:	180	182	205	209	213	218	223	228	233	238	243
Orig	BA:	200	257	262	267	270	273	278	284	289	295	301
Pres	OP:	72	89									
	OT:	182	230	254	264	268	271	276	281	286	292	298
Reest -	BA:	0	54	55	55	54	52	52	53	53	54	55
Mar15	OP:	0	0									
	OT:	0	25	49	55	55	53	52	52	53	53	54
Reest -	BA:	0	0	0	0	0	0	0	0	0	0	0
Orig	OP:	18	2									
	OT:	-2	-23	0	0	0	0	-1	-1	0	-1	-1




Sorted by FUNC, SFUN, TID, SUB
 (amounts in millions)

		2015	2016	2017	2018	2019	2020	2021	2022	2023	2024	2025
ENERGY (270)												
SPR petroleum account												
089 0233 0 1 274 BA01 30 74 10 N												
Federal Fund												
Collection and Spending of Proceeds from SPR Oil Sales												
Pres 16	BA:	0	0	0	0	0	0	0	0	0	0	0
Reest	OP:	0	0									
	OT:	220	21	21	21	6	1	1	1	1	1	1
Mar 15	BA:	0	0	0	0	0	0	0	0	0	0	0
Base	OP:	0	0									
	OT:	220	21	21	21	6	1	1	1	1	1	1
Orig	BA:	0	0	0	0	0	0	0	0	0	0	0
Pres	OP:	273	23									
	OT:	273	23	24	22	0	0	0	0	0	0	0
Reest -	BA:	0	0	0	0	0	0	0	0	0	0	0
Mar15	OP:	0	0									
	OT:	0	0	0	0	0	0	0	0	0	0	0
Reest -	BA:	0	0	0	0	0	0	0	0	0	0	0
Orig	OP:	-273	-23									
	OT:	-53	-2	-3	-1	6	1	1	1	1	1	1



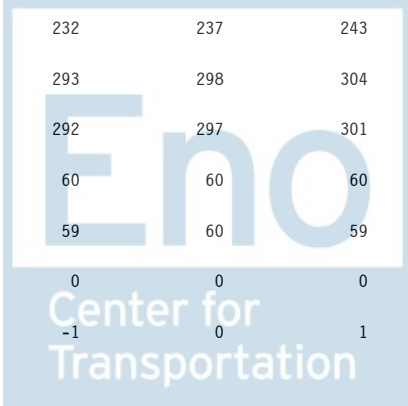
Sorted by FUNC, SFUN, TID, SUB
 (amounts in millions)

		2015	2016	2017	2018	2019	2020	2021	2022	2023	2024	2025
ENERGY (270)												
Northeast home heating oil reserve												
089 5369 0 2 274 AA01 EW EW 03 0												
Appropriation												
Pres 16	BA:	8	8	8	8	8	8	9	9	9	9	9
Reest	OP:	4	5									
	OT:	8	9	9	9	9	9	10	10	10	10	9
Mar 15	BA:	8	8	8	8	9	9	9	9	9	10	10
Base	OP:	4	5									
	OT:	8	9	9	9	10	10	10	10	10	11	10
Orig	BA:	2	8	8	8	8	8	9	9	9	9	9
Pres	OP:	3	2									
	OT:	5	8	9	10	10	10	11	11	11	9	9
Reest -	BA:	0	0	0	0	-1	-1	0	0	0	-1	-1
Mar15	OP:	0	0									
	OT:	0	0	0	0	-1	-1	0	0	0	-1	-1
Reest -	BA:	6	0	0	0	0	0	0	0	0	0	0
Orig	OP:	1	3									
	OT:	3	1	0	-1	-1	-1	-1	-1	-1	1	0
089 5369 0 2 274 IA01 EW EW 03 0												
Rescission												
Pres 16	BA:	-6	0	0	0	0	0	0	0	0	0	0
Reest	OP:	0	0									
	OT:	0	0	0	0	0	0	0	0	0	0	0
Mar 15	BA:	-6	-6	-6	-6	-6	-7	-7	-7	-7	-7	-7
Base	OP:	0	0									
	OT:	0	-3	-6	-6	-6	-7	-7	-7	-7	-7	-7
Orig	BA:	0	0	0	0	0	0	0	0	0	0	0
Pres	OP:	0	0									
	OT:	0	0	0	0	0	0	0	0	0	0	0
Reest -	BA:	0	6	6	6	6	7	7	7	7	7	7
Mar15	OP:	0	0									
	OT:	0	3	6	6	6	7	7	7	7	7	7
Reest -	BA:	-6	0	0	0	0	0	0	0	0	0	0
Orig	OP:	0	0									
	OT:	0	0	0	0	0	0	0	0	0	0	0



Sorted by FUNC, SFUN, TID, SUB
 (amounts in millions)

		2015	2016	2017	2018	2019	2020	2021	2022	2023	2024	2025
ENERGY (270)												
Account Total for Northeast home heating oil reserve												
Pres 16	BA:	2	8	8	8	8	8	9	9	9	9	9
Reest	OP:	4	5									
	OT:	8	9	9	9	9	9	10	10	10	10	9
Mar 15	BA:	2	2	2	2	3	2	2	2	2	3	3
Base	OP:	4	5									
	OT:	8	6	3	3	4	3	3	3	3	4	3
Orig	BA:	2	8	8	8	8	8	9	9	9	9	9
Pres	OP:	3	2									
	OT:	5	8	9	10	10	10	11	11	11	9	9
Reest -	BA:	0	6	6	6	5	6	7	7	7	6	6
Mar15	OP:	0	0									
	OT:	0	3	6	6	5	6	7	7	7	6	6
Reest -	BA:	0	0	0	0	0	0	0	0	0	0	0
Orig	OP:	1	3									
	OT:	3	1	0	-1	-1	-1	-1	-1	-1	1	0
Subfunction Total for 274 Emergency energy preparedness (274)												
Pres 16	BA:	202	265	270	275	278	281	287	293	298	304	310
Reest	OP:	94	96									
	OT:	408	237	284	294	283	281	286	291	297	302	307
Mar 15	BA:	202	205	209	214	219	223	228	233	238	244	249
Base	OP:	94	96									
	OT:	408	209	229	233	223	222	227	232	237	243	247
Orig	BA:	202	265	270	275	278	281	287	293	298	304	310
Pres	OP:	348	114									
	OT:	460	261	287	296	278	281	287	292	297	301	307
Reest -	BA:	0	60	61	61	59	58	59	60	60	60	61
Mar15	OP:	0	0									
	OT:	0	28	55	61	60	59	59	59	60	59	60
Reest -	BA:	0	0	0	0	0	0	0	0	0	0	0
Orig	OP:	-254	-18									
	OT:	-52	-24	-3	-2	5	0	-1	-1	0	1	0



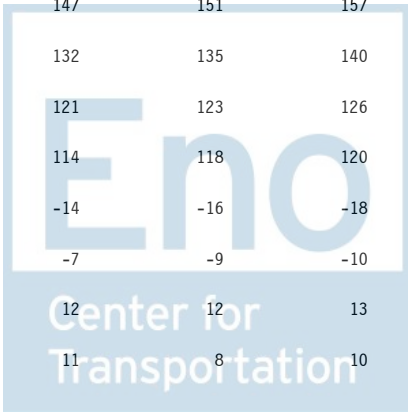
Sorted by FUNC, SFUN, TID, SUB
 (amounts in millions)

		2015	2016	2017	2018	2019	2020	2021	2022	2023	2024	2025
ENERGY (270)												
Energy information, policy, and regulation (276)												
Nuclear Regulatory Commission												
Nuclear Regulatory Commission												
Salaries and expenses												
031 0200 0 1 276 AA01 EW EW 03 0												
Appropriation												
Pres 16	BA:	1,003	1,020	1,040	1,062	1,073	1,083	1,105	1,126	1,148	1,172	1,195
Reest	OP:	307	305									
	OT:	1,009	1,019	1,032	1,053	1,068	1,079	1,097	1,118	1,139	1,163	1,186
Mar 15	BA:	1,003	1,031	1,062	1,098	1,134	1,172	1,210	1,249	1,289	1,331	1,373
Base	OP:	307	305									
	OT:	1,009	1,027	1,050	1,084	1,120	1,157	1,195	1,234	1,273	1,314	1,356
Orig	BA:	1,003	1,020	1,040	1,062	1,073	1,083	1,105	1,126	1,148	1,172	1,195
Pres	OP:	304	271									
	OT:	1,055	1,036	1,035	1,057	1,071	1,080	1,100	1,119	1,143	1,166	1,189
Reest -	BA:	0	-11	-22	-36	-61	-89	-105	-123	-141	-159	-178
Mar15	OP:	0	0									
	OT:	0	-8	-18	-31	-52	-78	-98	-116	-134	-151	-170
Reest -	BA:	0	0	0	0	0	0	0	0	0	0	0
Orig	OP:	3	34									
	OT:	-46	-17	-3	-4	-3	-1	-3	-1	-4	-3	-3



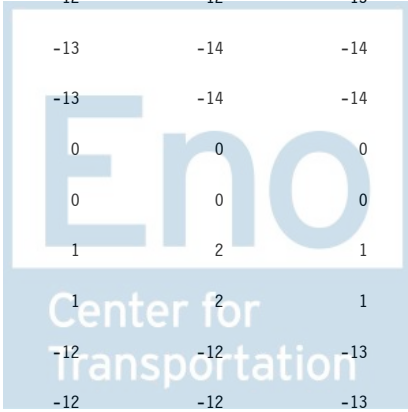
Sorted by FUNC, SFUN, TID, SUB
 (amounts in millions)

		2015	2016	2017	2018	2019	2020	2021	2022	2023	2024	2025
ENERGY (270)												
031 0200 0 1 276 AA02 EW EW 03 0												
Appropriation												
Pres 16	BA:	-885	-900	-918	-936	-946	-955	-974	-993	-1,013	-1,033	-1,054
Reest	OP:	0	0									
	OT:	-885	-900	-918	-936	-946	-955	-974	-993	-1,013	-1,033	-1,054
Mar 15	BA:	-885	-910	-937	-969	-1,001	-1,034	-1,067	-1,102	-1,138	-1,174	-1,211
Base	OP:	0	0									
	OT:	-885	-910	-937	-969	-1,001	-1,034	-1,067	-1,102	-1,138	-1,174	-1,211
Orig	BA:	-895	-910	-928	-947	-956	-965	-985	-1,005	-1,025	-1,046	-1,067
Pres	OP:	0	0									
	OT:	-895	-910	-928	-947	-956	-965	-985	-1,005	-1,025	-1,046	-1,067
Reest -	BA:	0	10	19	33	55	79	93	109	125	141	157
Mar15	OP:	0	0									
	OT:	0	10	19	33	55	79	93	109	125	141	157
Reest -	BA:	10	10	10	11	10	10	11	12	12	13	13
Orig	OP:	0	0									
	OT:	10	10	10	11	10	10	11	12	12	13	13
Account Total for Salaries and expenses												
Pres 16	BA:	118	120	122	126	127	128	131	133	135	139	141
Reest	OP:	307	305									
	OT:	124	119	114	117	122	124	123	125	126	130	132
Mar 15	BA:	118	121	125	129	133	138	143	147	151	157	162
Base	OP:	307	305									
	OT:	124	117	113	115	119	123	128	132	135	140	145
Orig	BA:	108	110	112	115	117	118	120	121	123	126	128
Pres	OP:	304	271						114	118	120	122
	OT:	160	126	107	110	115	115	115	114	118	120	122
Reest -	BA:	0	-1	-3	-3	-6	-10	-12	-14	-16	-18	-21
Mar15	OP:	0	0						-7	-9	-10	-13
	OT:	0	2	1	2	3	1	-5				
Reest -	BA:	10	10	10	11	10	10	11	12	12	13	13
Orig	OP:	3	34						11	8	10	10
	OT:	-36	-7	7	7	7	9	8				




Sorted by FUNC, SFUN, TID, SUB
 (amounts in millions)

		2015	2016	2017	2018	2019	2020	2021	2022	2023	2024	2025
ENERGY (270)												
Office of Inspector General												
031 0300 0 1 276 AA01 EW EW 03 0												
Appropriation												
Pres 16	BA:	12	12	12	12	13	13	13	13	14	14	14
Reest	OP:	2	2									
	OT:	12	12	12	12	13	13	13	13	14	14	14
Mar 15	BA:	12	12	13	13	14	15	15	16	16	17	18
Base	OP:	2	2									
	OT:	12	12	13	13	14	15	15	16	16	17	18
Orig	BA:	12	12	12	12	13	13	13	13	14	14	14
Pres	OP:	3	2									
	OT:	13	12	12	12	12	13	13	13	14	14	14
Reest -	BA:	0	0	-1	-1	-1	-2	-2	-3	-2	-3	-4
Mar15	OP:	0	0									
	OT:	0	0	-1	-1	-1	-2	-2	-3	-2	-3	-4
Reest -	BA:	0	0	0	0	0	0	0	0	0	0	0
Orig	OP:	-1	0									
	OT:	-1	0	0	0	1	0	0	0	0	0	0
031 0300 0 1 276 AA02 EW EW 03 0												
Appropriation												
Pres 16	BA:	-10	-10	-10	-11	-10	-10	-11	-12	-12	-13	-13
Reest	OP:	0	0									
	OT:	-10	-10	-10	-11	-10	-10	-11	-12	-12	-13	-13
Mar 15	BA:	-10	-10	-11	-11	-12	-12	-13	-13	-14	-14	-15
Base	OP:	0	0									
	OT:	-10	-10	-11	-11	-12	-12	-13	-13	-14	-14	-15
Orig	BA:	0	0	0	0	0	0	0	0	0	0	0
Pres	OP:	0	0									
	OT:	0	0	0	0	0	0	0	0	0	0	0
Reest -	BA:	0	0	1	0	2	2	2	1	2	1	2
Mar15	OP:	0	0									
	OT:	0	0	1	0	2	2	2	1	2	1	2
Reest -	BA:	-10	-10	-10	-11	-10	-10	-11	-12	-12	-13	-13
Orig	OP:	0	0									
	OT:	-10	-10	-10	-11	-10	-10	-11	-12	-12	-13	-13



Sorted by FUNC, SFUN, TID, SUB
 (amounts in millions)

		2015	2016	2017	2018	2019	2020	2021	2022	2023	2024	2025
ENERGY (270)												
Account Total for Office of Inspector General												
Pres 16	BA:	2	2	2	1	3	3	2	1	2	1	1
Reest	OP:	2	2									
	OT:	2	2	2	1	3	3	2	1	2	1	1
Mar 15	BA:	2	2	2	2	2	3	2	3	2	3	3
Base	OP:	2	2									
	OT:	2	2	2	2	2	3	2	3	2	3	3
Orig	BA:	12	12	12	12	13	13	13	13	14	14	14
Pres	OP:	3	2									
	OT:	13	12	12	12	12	13	13	13	14	14	14
Reest -	BA:	0	0	0	-1	1	0	0	-2	0	-2	-2
Mar15	OP:	0	0									
	OT:	0	0	0	-1	1	0	0	-2	0	-2	-2
Reest -	BA:	-10	-10	-10	-11	-10	-10	-11	-12	-12	-13	-13
Orig	OP:	-1	0									
	OT:	-11	-10	-10	-11	-9	-10	-11	-12	-12	-13	-13
Department of Energy												
Energy Programs												
Federal Energy Regulatory Commission												
089 0212 0 1 276 AA01 EW EW 03												
Appropriation												
Pres 16	BA:	0	0	0	0	0	0	0	0	0	0	0
Reest	OP:	0	0									
	OT:	0	0	0	0	0	0	0	0	0	0	0
Mar 15	BA:	0	0	0	0	0	0	0	0	0	0	0
Base	OP:	0	0									
	OT:	0	0	0	0	0	0	0	0	0	0	0
Orig	BA:	0	0	0	0	0	0	0	0	0	0	0
Pres	OP:	38	30									
	OT:	8	-2	0	-1	0	-1	0	-1	-1	0	-1
Reest -	BA:	0	0	0	0	0	0	0	0	0	0	0
Mar15	OP:	0	0									
	OT:	0	0	0	0	0	0	0	0	0	0	0
Reest -	BA:	0	0	0	0	0	0	0	0	0	0	0
Orig	OP:	-38	-30									
	OT:	-8	2	0	1	0	1	0	1	1	0	1



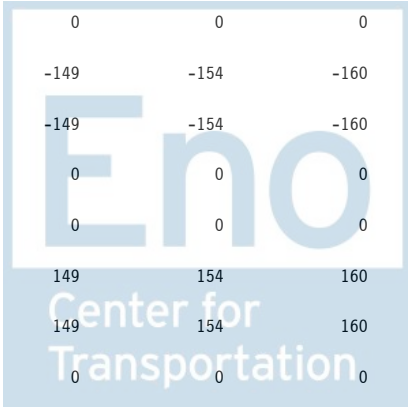
Sorted by FUNC, SFUN, TID, SUB
 (amounts in millions)

		2015	2016	2017	2018	2019	2020	2021	2022	2023	2024	2025
ENERGY (270)												
Energy information administration												
089 0216 0 1 276 AA01 EW EW 03 0												
Appropriation												
Pres 16	BA:	117	131	134	136	138	139	142	145	148	150	154
Reest	OP:	33	29									
	OT:	121	127	133	136	138	139	141	144	147	150	153
Mar 15	BA:	117	120	123	127	131	135	139	143	148	152	156
Base	OP:	33	29									
	OT:	121	119	122	126	130	134	138	142	147	151	155
Orig	BA:	117	131	134	136	138	139	142	145	148	150	154
Pres	OP:	21	35									
	OT:	103	127	132	135	138	138	141	144	147	149	153
Reest -	BA:	0	11	11	9	7	4	3	2	0	-2	-2
Mar15	OP:	0	0									
	OT:	0	8	11	10	8	5	3	2	0	-1	-2
Reest -	BA:	0	0	0	0	0	0	0	0	0	0	0
Orig	OP:	12	-6									
	OT:	18	0	1	1	0	1	0	0	0	1	0




Sorted by FUNC, SFUN, TID, SUB
 (amounts in millions)

		2015	2016	2017	2018	2019	2020	2021	2022	2023	2024	2025
ENERGY (270)												
Departmental Administration												
Departmental administration												
089 0228 0 1 276 AA01 EW EW 03 0												
Appropriation												
Pres 16	BA:	245	271	157	160	161	164	167	170	174	177	181
Reest	OP:	70	73									
	OT:	242	263	189	171	160	163	166	169	173	176	180
Mar 15	BA:	245	252	260	269	278	288	298	308	318	328	339
Base	OP:	70	73									
	OT:	242	249	257	266	274	284	294	304	314	324	335
Orig	BA:	127	154	157	160	161	164	167	170	174	177	181
Pres	OP:	28	104									
	OT:	111	211	155	160	160	164	166	169	172	177	179
Reest -	BA:	0	19	-103	-109	-117	-124	-131	-138	-144	-151	-158
Mar15	OP:	0	0									
	OT:	0	14	-68	-95	-114	-121	-128	-135	-141	-148	-155
Reest -	BA:	118	117	0	0	0	0	0	0	0	0	0
Orig	OP:	42	-31									
	OT:	131	52	34	11	0	-1	0	0	1	-1	1
089 0228 0 1 276 AA04 EW EW 03 0												
Appropriation												
Pres 16	BA:	-119	-117	0	0	0	0	0	0	0	0	0
Reest	OP:	0	0									
	OT:	-119	-117	0	0	0	0	0	0	0	0	0
Mar 15	BA:	-119	-123	-126	-131	-135	-140	-145	-149	-154	-160	-165
Base	OP:	0	0									
	OT:	-119	-123	-126	-131	-135	-140	-145	-149	-154	-160	-165
Orig	BA:	0	0	0	0	0	0	0	0	0	0	0
Pres	OP:	0	0									
	OT:	0	0	0	0	0	0	0	0	0	0	0
Reest -	BA:	0	6	126	131	135	140	145	149	154	160	165
Mar15	OP:	0	0									
	OT:	0	6	126	131	135	140	145	149	154	160	165
Reest -	BA:	-119	-117	0	0	0	0	0	0	0	0	0
Orig	OP:	0	0									
	OT:	-119	-117	0	0	0	0	0	0	0	0	0



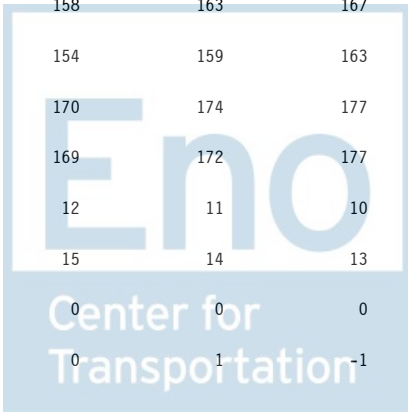
Sorted by FUNC, SFUN, TID, SUB
 (amounts in millions)

		2015	2016	2017	2018	2019	2020	2021	2022	2023	2024	2025
ENERGY (270)												
089 0228 0 1 276 BA60 30 72 10 N SPECTRUM												
Federal Fund												
spectrum												
Pres 16	BA:	2	0	0	0	0	0	0	0	0	0	0
Reest	OP:	0	0									
	OT:	2	0	0	0	0	0	0	0	0	0	0
Mar 15	BA:	2	0	0	0	0	0	0	0	0	0	0
Base	OP:	0	0									
	OT:	2	0	0	0	0	0	0	0	0	0	0
Orig	BA:	0	0	0	0	0	0	0	0	0	0	0
Pres	OP:	0	0									
	OT:	0	0	0	0	0	0	0	0	0	0	0
Reest -	BA:	0	0	0	0	0	0	0	0	0	0	0
Mar15	OP:	0	0									
	OT:	0	0	0	0	0	0	0	0	0	0	0
Reest -	BA:	2	0	0	0	0	0	0	0	0	0	0
Orig	OP:	0	0									
	OT:	2	0	0	0	0	0	0	0	0	0	0
089 0228 0 1 276 CB01 XX XX 10												
Offsetting Receipts												
Pres 16	BA:	0	0	0	0	0	0	0	0	0	0	0
Reest	OP:	0	0									
	OT:	0	0	0	0	0	0	0	0	0	0	0
Mar 15	BA:	0	0	0	0	0	0	0	0	0	0	0
Base	OP:	0	0									
	OT:	0	0	0	0	0	0	0	0	0	0	0
Orig	BA:	0	0	0	0	0	0	0	0	0	0	-1
Pres	OP:	0	0									
	OT:	0	0	0	0	0	0	0	0	0	0	-1
Reest -	BA:	0	0	0	0	0	0	0	0	0	0	0
Mar15	OP:	0	0									
	OT:	0	0	0	0	0	0	0	0	0	0	0
Reest -	BA:	0	0	0	0	0	0	0	0	0	0	1
Orig	OP:	0	0									
	OT:	0	0	0	0	0	0	0	0	0	0	1




Sorted by FUNC, SFUN, TID, SUB
 (amounts in millions)

		2015	2016	2017	2018	2019	2020	2021	2022	2023	2024	2025
ENERGY (270)												
089 0228 0 1 276 IA01 EW EW 03 0												
Rescission												
Pres 16	BA:	-1	0	0	0	0	0	0	0	0	0	0
Reest	OP:	0	0									
	OT:	-1	0	0	0	0	0	0	0	0	0	0
Mar 15	BA:	-1	-1	-1	-1	-1	-1	-1	-1	-1	-1	-1
Base	OP:	0	0									
	OT:	-1	-1	-1	-1	-1	-1	-1	-1	-1	-1	-1
Orig	BA:	0	0	0	0	0	0	0	0	0	0	0
Pres	OP:	0	0									
	OT:	0	0	0	0	0	0	0	0	0	0	0
Reest -	BA:	0	1	1	1	1	1	1	1	1	1	1
Mar15	OP:	0	0									
	OT:	0	1	1	1	1	1	1	1	1	1	1
Reest -	BA:	-1	0	0	0	0	0	0	0	0	0	0
Orig	OP:	0	0									
	OT:	-1	0	0	0	0	0	0	0	0	0	0
Account Total for Departmental administration												
Pres 16	BA:	127	154	157	160	161	164	167	170	174	177	181
Reest	OP:	70	73									
	OT:	124	146	189	171	160	163	166	169	173	176	180
Mar 15	BA:	127	128	133	137	142	147	152	158	163	167	173
Base	OP:	70	73									
	OT:	124	125	130	134	138	143	148	154	159	163	169
Orig	BA:	127	154	157	160	161	164	167	170	174	177	180
Pres	OP:	28	104									
	OT:	111	211	155	160	160	164	166	169	172	177	178
Reest -	BA:	0	26	24	23	19	17	15	12	11	10	8
Mar15	OP:	0	0									
	OT:	0	21	59	37	22	20	18	15	14	13	11
Reest -	BA:	0	0	0	0	0	0	0	0	0	0	1
Orig	OP:	42	-31									
	OT:	13	-65	34	11	0	-1	0	0	1	-1	2




Sorted by FUNC, SFUN, TID, SUB
 (amounts in millions)

		2015	2016	2017	2018	2019	2020	2021	2022	2023	2024	2025
ENERGY (270)												
Office of the Inspector General												
089 0236 0 1 276 AA01 EW EW 03 0												
Appropriation												
Pres 16	BA:	41	46	47	48	48	49	50	51	52	53	54
Reest	OP:	6	6									
	OT:	41	45	47	48	48	49	50	51	52	53	54
Mar 15	BA:	41	42	44	46	47	49	51	53	55	57	59
Base	OP:	6	6									
	OT:	41	42	44	46	47	49	51	53	55	57	59
Orig	BA:	41	46	47	48	48	49	50	51	52	53	54
Pres	OP:	11	9									
	OT:	46	48	50	48	48	49	49	51	52	53	54
Reest -	BA:	0	4	3	2	1	0	-1	-2	-3	-4	-5
Mar15	OP:	0	0									
	OT:	0	3	3	2	1	0	-1	-2	-3	-4	-5
Reest -	BA:	0	0	0	0	0	0	0	0	0	0	0
Orig	OP:	-5	-3									
	OT:	-5	-3	-3	0	0	0	1	0	0	0	0
Working capital fund												
089 4563 0 4 276 AA01 EW EW 03												
Appropriation												
Pres 16	BA:	0	0	0	0	0	0	0	0	0	0	0
Reest	OP:	0	0									
	OT:	0	0	0	0	0	0	0	0	0	0	0
Mar 15	BA:	0	0	0	0	0	0	0	0	0	0	0
Base	OP:	0	0									
	OT:	0	0	0	0	0	0	0	0	0	0	0
Orig	BA:	0	0	0	0	0	0	0	0	0	0	0
Pres	OP:	120	12									
	OT:	108	1	0	-1	0	0	0	0	-1	0	0
Reest -	BA:	0	0	0	0	0	0	0	0	0	0	0
Mar15	OP:	0	0									
	OT:	0	0	0	0	0	0	0	0	0	0	0
Reest -	BA:	0	0	0	0	0	0	0	0	0	0	0
Orig	OP:	-120	-12									
	OT:	-108	-1	0	1	0	0	0	0	1	0	0



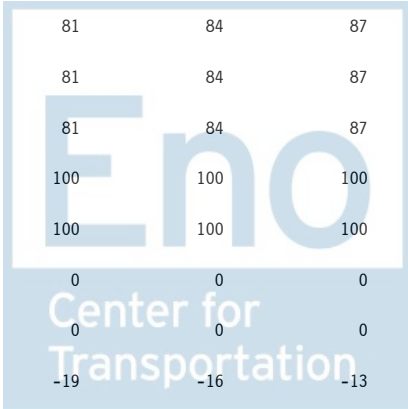
Sorted by FUNC, SFUN, TID, SUB
 (amounts in millions)

		2015	2016	2017	2018	2019	2020	2021	2022	2023	2024	2025
ENERGY (270)												
Department of Energy												
Excess receipts, Federal Energy Regulatory Commission												
089 9990 8 1 276 AA01 EW EW 03												
Appropriation												
Pres 16	BA:	0	0	0	0	0	0	0	0	0	0	0
Reest	OP:	0	0									
	OT:	0	0	0	0	0	0	0	0	0	0	0
Mar 15	BA:	0	0	0	0	0	0	0	0	0	0	0
Base	OP:	0	0									
	OT:	0	0	0	0	0	0	0	0	0	0	0
Orig	BA:	-28	-24	-24	-25	-25	-25	-26	-27	-27	-28	-28
Pres	OP:	0	0									
	OT:	-28	-24	-24	-25	-25	-25	-26	-27	-27	-28	-28
Reest -	BA:	0	0	0	0	0	0	0	0	0	0	0
Mar15	OP:	0	0									
	OT:	0	0	0	0	0	0	0	0	0	0	0
Reest -	BA:	28	24	24	25	25	25	26	27	27	28	28
Orig	OP:	0	0									
	OT:	28	24	24	25	25	25	26	27	27	28	28
089 9990 8 1 276 CB02 XX XX 20 0												
Offsetting Receipts												
Pres 16	BA:	-15	-15	-15	-15	-15	-15	-15	-15	-15	-15	-15
Reest	OP:	0	0									
	OT:	-15	-15	-15	-15	-15	-15	-15	-15	-15	-15	-15
Mar 15	BA:	-15	-15	-15	-15	-15	-15	-15	-15	-15	-15	-15
Base	OP:	0	0									
	OT:	-15	-15	-15	-15	-15	-15	-15	-15	-15	-15	-15
Orig	BA:	0	0	0	0	0	0	0	0	0	0	0
Pres	OP:	0	0									
	OT:	0	0	0	0	0	0	0	0	0	0	0
Reest -	BA:	0	0	0	0	0	0	0	0	0	0	0
Mar15	OP:	0	0									
	OT:	0	0	0	0	0	0	0	0	0	0	0
Reest -	BA:	-15	-15	-15	-15	-15	-15	-15	-15	-15	-15	-15
Orig	OP:	0	0									
	OT:	-15	-15	-15	-15	-15	-15	-15	-15	-15	-15	-15



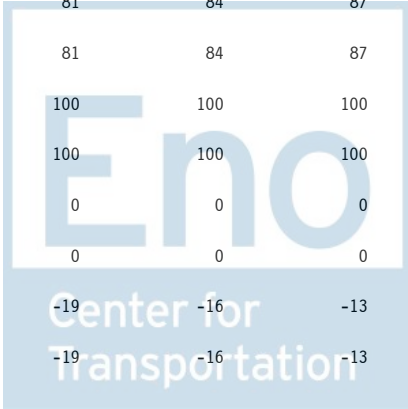
Sorted by FUNC, SFUN, TID, SUB
 (amounts in millions)

		2015	2016	2017	2018	2019	2020	2021	2022	2023	2024	2025
ENERGY (270)												
Account Total for Excess receipts, Federal Energy Regulatory Commission												
Pres 16	BA:	-15	-15	-15	-15	-15	-15	-15	-15	-15	-15	-15
Reest	OP:	0	0									
	OT:	-15	-15	-15	-15	-15	-15	-15	-15	-15	-15	-15
Mar 15	BA:	-15	-15	-15	-15	-15	-15	-15	-15	-15	-15	-15
Base	OP:	0	0									
	OT:	-15	-15	-15	-15	-15	-15	-15	-15	-15	-15	-15
Orig	BA:	-28	-24	-24	-25	-25	-25	-26	-27	-27	-28	-28
Pres	OP:	0	0									
	OT:	-28	-24	-24	-25	-25	-25	-26	-27	-27	-28	-28
Reest -	BA:	0	0	0	0	0	0	0	0	0	0	0
Mar15	OP:	0	0									
	OT:	0	0	0	0	0	0	0	0	0	0	0
Reest -	BA:	13	9	9	10	10	10	11	12	12	13	13
Orig	OP:	0	0									
	OT:	13	9	9	10	10	10	11	12	12	13	13
Electric Reliability Organization												
Electric Reliability Organization												
Electric Reliability Organization												
531 5522 0 2 276 BA01 30 74 10 0												
Federal Fund												
Pres 16	BA:	61	63	66	69	72	75	78	81	84	87	91
Reest	OP:	0	0									
	OT:	61	63	66	69	72	75	78	81	84	87	91
Mar 15	BA:	61	63	66	69	72	75	78	81	84	87	91
Base	OP:	0	0									
	OT:	61	63	66	69	72	75	78	81	84	87	91
Orig	BA:	100	100	100	100	100	100	100	100	100	100	100
Pres	OP:	0	0									
	OT:	100	100	100	100	100	100	100	100	100	100	100
Reest -	BA:	0	0	0	0	0	0	0	0	0	0	0
Mar15	OP:	0	0									
	OT:	0	0	0	0	0	0	0	0	0	0	0
Reest -	BA:	-39	-37	-34	-31	-28	-25	-22	-19	-16	-13	-9
Orig	OP:	0	0									
	OT:	-39	-37	-34	-31	-28	-25	-22	-19	-16	-13	-9



Sorted by FUNC, SFUN, TID, SUB
 (amounts in millions)

		2015	2016	2017	2018	2019	2020	2021	2022	2023	2024	2025
ENERGY (270)												
531 5522 0 2 276 BS01 30 74 10 A												
Sequester												
Pres 16	BA:	-7	0	0	0	0	0	0	0	0	0	0
Reest	OP:	0	0									
	OT:	-7	0	0	0	0	0	0	0	0	0	0
Mar 15	BA:	-7	-7	0	0	0	0	0	0	0	0	0
Base	OP:	0	0									
	OT:	-7	-7	0	0	0	0	0	0	0	0	0
Orig	BA:	0	0	0	0	0	0	0	0	0	0	0
Pres	OP:	0	0									
	OT:	0	0	0	0	0	0	0	0	0	0	0
Reest -	BA:	0	7	0	0	0	0	0	0	0	0	0
Mar15	OP:	0	0									
	OT:	0	7	0	0	0	0	0	0	0	0	0
Reest -	BA:	-7	0	0	0	0	0	0	0	0	0	0
Orig	OP:	0	0									
	OT:	-7	0	0	0	0	0	0	0	0	0	0
Account Total for Electric Reliability Organization												
Pres 16	BA:	54	63	66	69	72	75	78	81	84	87	91
Reest	OP:	0	0									
	OT:	54	63	66	69	72	75	78	81	84	87	91
Mar 15	BA:	54	56	66	69	72	75	78	81	84	87	91
Base	OP:	0	0									
	OT:	54	56	66	69	72	75	78	81	84	87	91
Orig	BA:	100	100	100	100	100	100	100	100	100	100	100
Pres	OP:	0	0									
	OT:	100	100	100	100	100	100	100	100	100	100	100
Reest -	BA:	0	7	0	0	0	0	0	0	0	0	0
Mar15	OP:	0	0									
	OT:	0	7	0	0	0	0	0	0	0	0	0
Reest -	BA:	-46	-37	-34	-31	-28	-25	-22	-19	-16	-13	-9
Orig	OP:	0	0									
	OT:	-46	-37	-34	-31	-28	-25	-22	-19	-16	-13	-9



Sorted by FUNC, SFUN, TID, SUB
 (amounts in millions)

		2015	2016	2017	2018	2019	2020	2021	2022	2023	2024	2025
ENERGY (270)												
Subfunction Total for 276		Energy information, policy, and regulation (276)										
Pres 16	BA:	444	501	513	525	534	543	555	566	580	592	607
Reest	OP:	418	415									
	OT:	451	487	536	527	528	538	545	556	569	582	596
Mar 15	BA:	444	454	478	495	512	532	550	570	588	608	629
Base	OP:	418	415									
	OT:	451	446	462	477	493	512	530	550	567	586	607
Orig	BA:	477	529	538	546	552	558	566	573	584	592	602
Pres	OP:	525	463									
	OT:	621	599	532	538	548	553	558	563	574	585	592
Reest -	BA:	0	47	35	30	22	11	5	-4	-8	-16	-22
Mar15	OP:	0	0									
	OT:	0	41	74	50	35	26	15	6	2	-4	-11
Reest -	BA:	-33	-28	-25	-21	-18	-15	-11	-7	-4	0	5
Orig	OP:	-107	-48									
	OT:	-170	-112	4	-11	-20	-15	-13	-7	-5	-3	4



Sorted by FUNC, SFUN, TID, SUB
(amounts in millions)

	2015	2016	2017	2018	2019	2020	2021	2022	2023	2024	2025
ENERGY (270)											



Sorted by FUNC, SFUN, TID, SUB
 (amounts in millions)

		2015	2016	2017	2018	2019	2020	2021	2022	2023	2024	2025
Function Total for 270 ENERGY (270)												
Pres 16	BA:	5,557	5,210	5,587	5,559	5,563	5,648	5,934	6,130	6,454	6,678	6,698
Reest	OP:	4,919	3,760									
	OT:	5,830	2,933	3,811	3,867	4,392	4,733	5,080	5,358	5,698	6,032	6,043
Mar 15	BA:	5,557	4,080	4,535	4,429	4,414	4,494	4,596	4,698	4,826	4,945	5,076
Base	OP:	4,919	3,760									
	OT:	5,830	2,692	3,140	3,037	3,393	3,636	3,894	4,066	4,276	4,467	4,636
Orig	BA:	7,665	7,722	6,724	4,836	4,829	6,967	4,907	5,627	5,923	3,935	6,619
Pres	OP:	8,885	4,592									
	OT:	9,887	6,224	5,526	3,641	3,878	5,951	4,008	4,832	5,110	3,118	5,812
Reest -	BA:	0	1,130	1,052	1,130	1,149	1,154	1,338	1,432	1,628	1,733	1,622
Mar15	OP:	0	0									
	OT:	0	241	671	830	999	1,097	1,186	1,292	1,422	1,565	1,407
Reest -	BA:	-2,108	-2,512	-1,137	723	734	-1,319	1,027	503	531	2,743	79
Orig	OP:	-3,966	-832									
	OT:	-4,057	-3,291	-1,715	226	514	-1,218	1,072	526	588	2,914	231



Sorted by FUNC, SFUN, TID, SUB
(amounts in millions)

2015 2016 2017 2018 2019 2020 2021 2022 2023 2024 2025




Sorted by FUNC, SFUN, TID, SUB
 (amounts in millions)

		2015	2016	2017	2018	2019	2020	2021	2022	2023	2024	2025
NATURAL RESOURCES AND ENVIRONMENT (300)												
Water resources (301)												
Department of Agriculture												
Natural Resources Conservation Service												
Watershed rehabilitation program												
012 1002 0 1 301 AA01 AR AR 03 0												
Appropriation												
Pres 16	BA:	12	0	0	0	0	0	0	0	0	0	0
Reest	OP:	10	9									
	OT:	15	9	4	2	0	0	0	0	0	0	0
Mar 15	BA:	12	12	13	13	13	13	14	14	14	15	15
Base	OP:	10	9									
	OT:	15	14	13	13	13	13	13	14	14	14	15
Orig	BA:	12	-69	0	0	0	0	0	0	0	0	0
Pres	OP:	17	14									
	OT:	22	-8	-15	-12	-3	1	0	0	0	0	0
Reest -	BA:	0	-12	-13	-13	-13	-13	-14	-14	-14	-15	-15
Mar15	OP:	0	0									
	OT:	0	-5	-9	-11	-13	-13	-13	-14	-14	-14	-15
Reest -	BA:	0	69	0	0	0	0	0	0	0	0	0
Orig	OP:	-7	-5									
	OT:	-7	17	19	14	3	-1	0	0	0	0	0



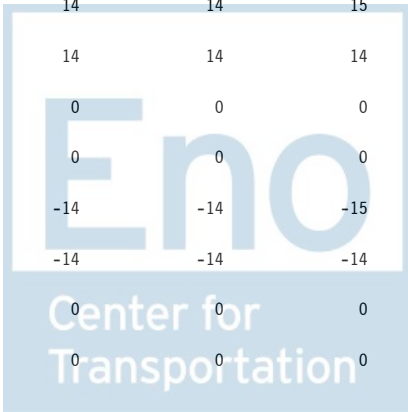
Sorted by FUNC, SFUN, TID, SUB
 (amounts in millions)

		2015	2016	2017	2018	2019	2020	2021	2022	2023	2024	2025
NATURAL RESOURCES AND ENVIRONMENT (300)												
012 1002 0 1 301 AA02 AR AR 03 CH												
Appropriation												
Request, Sec. 713(1): Watershed Rehab. (permanently cancelled)												
Pres 16	BA:	0	-69	0	0	0	0	0	0	0	0	0
Reest	OP:	0	0									
	OT:	0	0	-31	-25	-11	-2	0	0	0	0	0
Mar 15	BA:	0	0	0	0	0	0	0	0	0	0	0
Base	OP:	0	0									
	OT:	0	0	0	0	0	0	0	0	0	0	0
Orig	BA:	0	0	0	0	0	0	0	0	0	0	0
Pres	OP:	0	0									
	OT:	0	0	0	0	0	0	0	0	0	0	0
Reest -	BA:	0	-69	0	0	0	0	0	0	0	0	0
Mar15	OP:	0	0									
	OT:	0	0	-31	-25	-11	-2	0	0	0	0	0
Reest -	BA:	0	-69	0	0	0	0	0	0	0	0	0
Orig	OP:	0	0									
	OT:	0	0	-31	-25	-11	-2	0	0	0	0	0
012 1002 0 1 301 BA03 20 64 10 N												
Federal Fund												
Dam rehab; 165 chimp; 153 yr1 seq in 2014; 142 yr2 seq in 2015; 250 BA from farm												
Pres 16	BA:	84	69	0	0	0	0	0	0	0	0	0
Reest	OP:	75	0									
	OT:	56	44	73	49	14	2	0	0	0	0	0
Mar 15	BA:	84	69	0	0	0	0	0	0	0	0	0
Base	OP:	75	0									
	OT:	56	44	73	49	14	2	0	0	0	0	0
Orig	BA:	73	69	0	0	0	0	0	0	0	0	0
Pres	OP:	88	91									
	OT:	111	113	63	91	6	0	0	0	0	0	0
Reest -	BA:	0	0	0	0	0	0	0	0	0	0	0
Mar15	OP:	0	0									
	OT:	0	0	0	0	0	0	0	0	0	0	0
Reest -	BA:	11	0	0	0	0	0	0	0	0	0	0
Orig	OP:	-13	-91									
	OT:	-55	-69	10	-42	8	2	0	0	0	0	0



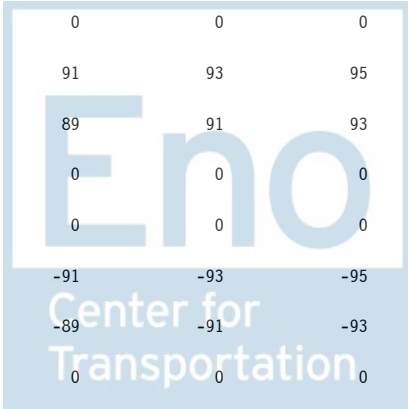
Sorted by FUNC, SFUN, TID, SUB
 (amounts in millions)

		2015	2016	2017	2018	2019	2020	2021	2022	2023	2024	2025
NATURAL RESOURCES AND ENVIRONMENT (300)												
012 1002 0 1 301 BS01 20 64 10 A												
Sequester												
Pres 16	BA:	-11	0	0	0	0	0	0	0	0	0	0
Reest	OP:	0	0									
	OT:	-11	0	0	0	0	0	0	0	0	0	0
Mar 15	BA:	-11	-5	0	0	0	0	0	0	0	0	0
Base	OP:	0	0									
	OT:	-11	-5	0	0	0	0	0	0	0	0	0
Orig	BA:	0	0	0	0	0	0	0	0	0	0	0
Pres	OP:	0	0									
	OT:	0	0	0	0	0	0	0	0	0	0	0
Reest -	BA:	0	5	0	0	0	0	0	0	0	0	0
Mar15	OP:	0	0									
	OT:	0	5	0	0	0	0	0	0	0	0	0
Reest -	BA:	-11	0	0	0	0	0	0	0	0	0	0
Orig	OP:	0	0									
	OT:	-11	0	0	0	0	0	0	0	0	0	0
Account Total for Watershed rehabilitation program												
Pres 16	BA:	85	0	0	0	0	0	0	0	0	0	0
Reest	OP:	85	9									
	OT:	60	53	46	26	3	0	0	0	0	0	0
Mar 15	BA:	85	76	13	13	13	13	14	14	14	15	15
Base	OP:	85	9									
	OT:	60	53	86	62	27	15	13	14	14	14	15
Orig	BA:	85	0	0	0	0	0	0	0	0	0	0
Pres	OP:	105	105									
	OT:	133	105	48	79	3	1	0	0	0	0	0
Reest -	BA:	0	-76	-13	-13	-13	-13	-14	-14	-14	-15	-15
Mar15	OP:	0	0									
	OT:	0	0	-40	-36	-24	-15	-13	-14	-14	-14	-15
Reest -	BA:	0	0	0	0	0	0	0	0	0	0	0
Orig	OP:	-20	-96									
	OT:	-73	-52	-2	-53	0	-1	0	0	0	0	0




Sorted by FUNC, SFUN, TID, SUB
 (amounts in millions)

		2015	2016	2017	2018	2019	2020	2021	2022	2023	2024	2025
NATURAL RESOURCES AND ENVIRONMENT (300)												
Watershed and flood prevention operations												
012 1072 0 1 301 AA01 AR AR 03 0												
Appropriation												
Pres 16	BA:	0	200	204	208	210	212	217	221	225	230	234
Reest	OP:	61	50									
	OT:	61	140	182	195	208	210	214	217	221	226	230
Mar 15	BA:	0	0	0	0	0	0	0	0	0	0	0
Base	OP:	61	50									
	OT:	61	50	30	10	0	0	0	0	0	0	0
Orig	BA:	0	180	204	208	210	212	217	221	225	230	234
Pres	OP:	197	171									
	OT:	197	243	206	189	205	207	213	217	221	225	230
Reest -	BA:	0	200	204	208	210	212	217	221	225	230	234
Mar15	OP:	0	0									
	OT:	0	90	152	185	208	210	214	217	221	226	230
Reest -	BA:	0	20	0	0	0	0	0	0	0	0	0
Orig	OP:	-136	-121									
	OT:	-136	-103	-24	6	3	3	1	0	0	1	0
012 1072 0 1 301 AA02 AR AR 03 0 DIS												
Appropriation												
Emergency watershed protection program												
Pres 16	BA:	79	0	0	0	0	0	0	0	0	0	0
Reest	OP:	0	36									
	OT:	24	36	12	8	0	0	0	0	0	0	0
Mar 15	BA:	79	80	82	83	85	87	89	91	93	95	96
Base	OP:	0	36									
	OT:	24	60	72	82	83	85	87	89	91	93	95
Orig	BA:	79	0	0	0	0	0	0	0	0	0	0
Pres	OP:	0	27									
	OT:	32	27	13	5	2	1	0	0	0	0	0
Reest -	BA:	0	-80	-82	-83	-85	-87	-89	-91	-93	-95	-96
Mar15	OP:	0	0									
	OT:	0	-24	-60	-74	-83	-85	-87	-89	-91	-93	-95
Reest -	BA:	0	0	0	0	0	0	0	0	0	0	0
Orig	OP:	0	9									
	OT:	-8	9	-1	3	-2	-1	0	0	0	0	0



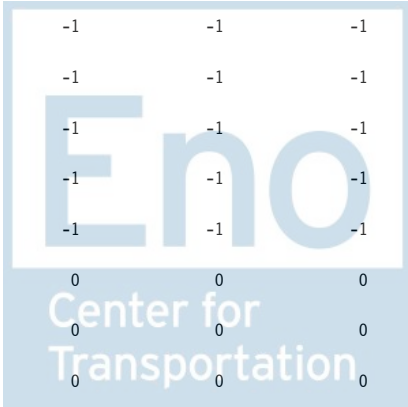
Sorted by FUNC, SFUN, TID, SUB
 (amounts in millions)

		2015	2016	2017	2018	2019	2020	2021	2022	2023	2024	2025
NATURAL RESOURCES AND ENVIRONMENT (300)												
012 1072 0 1 301 AA04 AR AR 03 A												
Appropriation												
Sandy priors												
Pres 16	BA:	0	0	0	0	0	0	0	0	0	0	0
Reest	OP:	40	35									
	OT:	40	35	20	5	0	0	0	0	0	0	0
Mar 15	BA:	0	0	0	0	0	0	0	0	0	0	0
Base	OP:	40	35									
	OT:	40	35	20	5	0	0	0	0	0	0	0
Orig	BA:	0	0	0	0	0	0	0	0	0	0	0
Pres	OP:	0	0									
	OT:	0	0	0	0	0	0	0	0	0	0	0
Reest -	BA:	0	0	0	0	0	0	0	0	0	0	0
Mar15	OP:	0	0									
	OT:	0	0	0	0	0	0	0	0	0	0	0
Reest -	BA:	0	0	0	0	0	0	0	0	0	0	0
Orig	OP:	40	35									
	OT:	40	35	20	5	0	0	0	0	0	0	0
012 1072 0 1 301 IA01 AR AR 03												
Rescission												
Request, Sec. 722												
Pres 16	BA:	0	-20	0	0	0	0	0	0	0	0	0
Reest	OP:	0	0									
	OT:	0	-2	-4	-4	0	0	0	0	0	0	0
Mar 15	BA:	0	0	0	0	0	0	0	0	0	0	0
Base	OP:	0	0									
	OT:	0	0	0	0	0	0	0	0	0	0	0
Orig	BA:	0	0	0	0	0	0	0	0	0	0	0
Pres	OP:	0	0									
	OT:	0	0	0	0	0	0	0	0	0	0	0
Reest -	BA:	0	-20	0	0	0	0	0	0	0	0	0
Mar15	OP:	0	0									
	OT:	0	-2	-4	-4	0	0	0	0	0	0	0
Reest -	BA:	0	-20	0	0	0	0	0	0	0	0	0
Orig	OP:	0	0									
	OT:	0	-2	-4	-4	0	0	0	0	0	0	0




Sorted by FUNC, SFUN, TID, SUB
 (amounts in millions)

		2015	2016	2017	2018	2019	2020	2021	2022	2023	2024	2025
NATURAL RESOURCES AND ENVIRONMENT (300)												
Account Total for Watershed and flood prevention operations												
Pres 16	BA:	79	180	204	208	210	212	217	221	225	230	234
Reest	OP:	101	121									
	OT:	125	209	210	204	208	210	214	217	221	226	230
Mar 15	BA:	79	80	82	83	85	87	89	91	93	95	96
Base	OP:	101	121									
	OT:	125	145	122	97	83	85	87	89	91	93	95
Orig	BA:	79	180	204	208	210	212	217	221	225	230	234
Pres	OP:	197	198									
	OT:	229	270	219	194	207	208	213	217	221	225	230
Reest -	BA:	0	100	122	125	125	125	128	130	132	135	138
Mar15	OP:	0	0									
	OT:	0	64	88	107	125	125	127	128	130	133	135
Reest -	BA:	0	0	0	0	0	0	0	0	0	0	0
Orig	OP:	-96	-77									
	OT:	-104	-61	-9	10	1	2	1	0	0	1	0
Department of the Interior												
Bureau of Reclamation												
Bureau of Reclamation loan liquidating account												
014 0667 0 1 301 BA04 XX XX 10 N LQ												
Federal Fund												
Pres 16	BA:	-1	-1	-1	-1	-1	-1	-1	-1	-1	-1	-1
Reest	OP:	0	0									
	OT:	-1	-1	-1	-1	-1	-1	-1	-1	-1	-1	-1
Mar 15	BA:	-1	-1	-1	-1	-1	-1	-1	-1	-1	-1	-1
Base	OP:	0	0									
	OT:	-1	-1	-1	-1	-1	-1	-1	-1	-1	-1	-1
Orig	BA:	-1	-1	-1	-1	-1	-1	-1	-1	-1	-1	-1
Pres	OP:	0	0									
	OT:	-1	-1	-1	-1	-1	-1	-1	-1	-1	-1	-1
Reest -	BA:	0	0	0	0	0	0	0	0	0	0	0
Mar15	OP:	0	0									
	OT:	0	0	0	0	0	0	0	0	0	0	0
Reest -	BA:	0	0	0	0	0	0	0	0	0	0	0
Orig	OP:	0	0									
	OT:	0	0	0	0	0	0	0	0	0	0	0



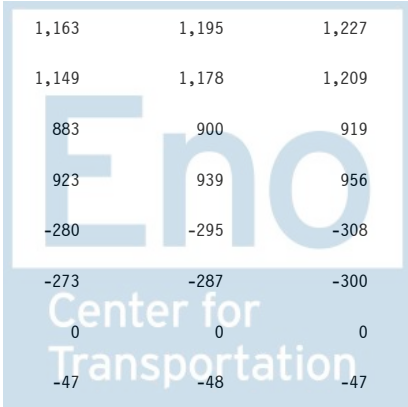
Sorted by FUNC, SFUN, TID, SUB
 (amounts in millions)

		2015	2016	2017	2018	2019	2020	2021	2022	2023	2024	2025
NATURAL RESOURCES AND ENVIRONMENT (300)												
Water and related resources												
014 0680 0 1 301 AA01 EW EW 03 0												
Appropriation												
Pres 16	BA:	971	799	815	831	840	848	866	882	899	918	937
Reest	OP:	264	415									
	OT:	847	894	864	842	834	843	858	873	890	908	927
Mar 15	BA:	971	992	1,017	1,044	1,073	1,102	1,132	1,162	1,194	1,226	1,258
Base	OP:	264	415									
	OT:	847	1,010	1,034	1,049	1,057	1,086	1,116	1,146	1,177	1,208	1,240
Orig	BA:	971	799	815	831	840	848	866	882	899	918	937
Pres	OP:	586	560									
	OT:	1,057	923	807	870	883	892	905	920	938	955	953
Reest -	BA:	0	-193	-202	-213	-233	-254	-266	-280	-295	-308	-321
Mar15	OP:	0	0									
	OT:	0	-116	-170	-207	-223	-243	-258	-273	-287	-300	-313
Reest -	BA:	0	0	0	0	0	0	0	0	0	0	0
Orig	OP:	-322	-145									
	OT:	-210	-29	57	-28	-49	-49	-47	-47	-48	-47	-26
014 0680 0 1 301 BA01 36 74 10 N												
Federal Fund												
Federal Lands Recreation Enhancement Act												
Pres 16	BA:	1	1	1	1	1	1	1	1	1	1	1
Reest	OP:	0	0									
	OT:	1	1	1	1	1	1	1	1	1	1	1
Mar 15	BA:	1	1	1	1	1	1	1	1	1	1	1
Base	OP:	0	0									
	OT:	1	1	1	1	1	1	1	1	1	1	1
Orig	BA:	1	1	1	1	1	1	1	1	1	1	1
Pres	OP:	4	3									
	OT:	5	4	4	13	14	11	7				
Reest -	BA:	0	0	0	0	0	0	0	0	0	0	0
Mar15	OP:	0	0									
	OT:	0	0	0	0	0	0	0	0	0	0	0
Reest -	BA:	0	0	0	0	0	0	0	0	0	0	0
Orig	OP:	-4	-3									
	OT:	-4	-3	-3	-12	-13	-10	-6	-2	0	0	0



Sorted by FUNC, SFUN, TID, SUB
 (amounts in millions)

		2015	2016	2017	2018	2019	2020	2021	2022	2023	2024	2025
NATURAL RESOURCES AND ENVIRONMENT (300)												
014 0680 0 1 301 BA03 36 92 10 N												
Federal Fund												
Crow Tribe & Aamodt												
Pres 16	BA:	0	0	0	0	0	0	0	0	0	0	0
Reest	OP:	0	0									
	OT:	2	3	3	12	13	10	6	2	0	0	0
Mar 15	BA:	0	0	0	0	0	0	0	0	0	0	0
Base	OP:	0	0									
	OT:	2	3	3	12	13	10	6	2	0	0	0
Orig	BA:	0	0	0	0	0	0	0	0	0	0	0
Pres	OP:	0	0									
	OT:	0	0	0	0	0	0	0	0	0	0	0
Reest -	BA:	0	0	0	0	0	0	0	0	0	0	0
Mar15	OP:	0	0									
	OT:	0	0	0	0	0	0	0	0	0	0	0
Reest -	BA:	0	0	0	0	0	0	0	0	0	0	0
Orig	OP:	0	0									
	OT:	2	3	3	12	13	10	6	2	0	0	0
Account Total for Water and related resources												
Pres 16	BA:	972	800	816	832	841	849	867	883	900	919	938
Reest	OP:	264	415									
	OT:	850	898	868	855	848	854	865	876	891	909	928
Mar 15	BA:	972	993	1,018	1,045	1,074	1,103	1,133	1,163	1,195	1,227	1,259
Base	OP:	264	415									
	OT:	850	1,014	1,038	1,062	1,071	1,097	1,123	1,149	1,178	1,209	1,241
Orig	BA:	972	800	816	832	841	849	867	883	900	919	938
Pres	OP:	590	563						923	939	956	954
	OT:	1,062	927	811	883	897	903	912	923	939	956	954
Reest -	BA:	0	-193	-202	-213	-233	-254	-266	-280	-295	-308	-321
Mar15	OP:	0	0									
	OT:	0	-116	-170	-207	-223	-243	-258	-273	-287	-300	-313
Reest -	BA:	0	0	0	0	0	0	0	0	0	0	0
Orig	OP:	-326	-148						0	0	0	0
	OT:	-212	-29	57	-28	-49	-49	-47	-47	-48	-47	-26



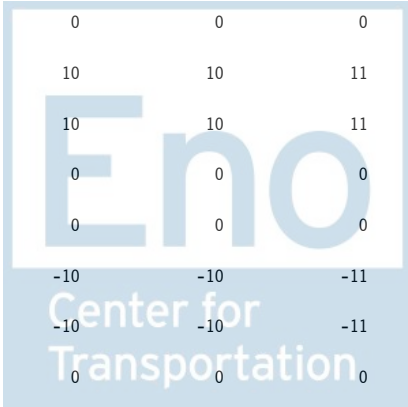
Sorted by FUNC, SFUN, TID, SUB
 (amounts in millions)

		2015	2016	2017	2018	2019	2020	2021	2022	2023	2024	2025
NATURAL RESOURCES AND ENVIRONMENT (300)												
California Bay-Delta restoration												
014 0687 0 1 301 AA01 EW EW 03 0												
Appropriation												
Pres 16	BA:	37	37	38	38	39	39	40	41	42	43	43
Reest	OP:	29	28									
	OT:	38	37	38	38	38	39	39	40	41	42	43
Mar 15	BA:	37	38	38	39	40	41	42	43	44	45	46
Base	OP:	29	28									
	OT:	38	38	38	38	39	40	41	42	43	44	45
Orig	BA:	37	37	38	38	39	39	40	41	42	43	43
Pres	OP:	17	24									
	OT:	30	37	46	47	48	47	44	45	47	47	43
Reest -	BA:	0	-1	0	-1	-1	-2	-2	-2	-2	-2	-3
Mar15	OP:	0	0									
	OT:	0	-1	0	0	-1	-1	-2	-2	-2	-2	-2
Reest -	BA:	0	0	0	0	0	0	0	0	0	0	0
Orig	OP:	12	4									
	OT:	8	0	-8	-9	-10	-8	-5	-5	-6	-5	0



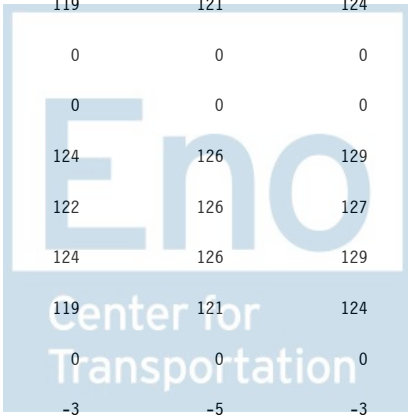
Sorted by FUNC, SFUN, TID, SUB
 (amounts in millions)

		2015	2016	2017	2018	2019	2020	2021	2022	2023	2024	2025
NATURAL RESOURCES AND ENVIRONMENT (300)												
Central Utah Project												
Central Utah Project completion account												
014 0787 0 1 301 AA01 EW EW 03												
Appropriation												
Pres 16	BA:	0	6	6	6	6	6	6	7	7	7	7
Reest	OP:	0	0									
	OT:	0	5	6	6	6	6	6	7	7	7	7
Mar 15	BA:	0	0	0	0	0	0	0	0	0	0	0
Base	OP:	0	0									
	OT:	0	0	0	0	0	0	0	0	0	0	0
Orig	BA:	9	6	6	6	6	6	6	7	7	7	7
Pres	OP:	0	0									
	OT:	9	6	6	6	6	6	6	7	7	7	7
Reest -	BA:	0	6	6	6	6	6	6	7	7	7	7
Mar15	OP:	0	0									
	OT:	0	5	6	6	6	6	6	7	7	7	7
Reest -	BA:	-9	0	0	0	0	0	0	0	0	0	0
Orig	OP:	0	0									
	OT:	-9	-1	0	0	0	0	0	0	0	0	0
014 0787 0 1 301 AA02 EW EW 03 0												
Appropriation												
Pres 16	BA:	9	0	0	0	0	0	0	0	0	0	0
Reest	OP:	1	1									
	OT:	9	1	0	0	0	0	0	0	0	0	0
Mar 15	BA:	9	9	9	9	10	10	10	10	10	11	11
Base	OP:	1	1									
	OT:	9	9	9	9	10	10	10	10	10	11	11
Orig	BA:	0	0	0	0	0	0	0	0	0	0	0
Pres	OP:	0	0									
	OT:	0	0	0	0	0	0	0	0	0	0	0
Reest -	BA:	0	-9	-9	-9	-10	-10	-10	-10	-10	-11	-11
Mar15	OP:	0	0									
	OT:	0	-8	-9	-9	-10	-10	-10	-10	-10	-11	-11
Reest -	BA:	9	0	0	0	0	0	0	0	0	0	0
Orig	OP:	1	1									
	OT:	9	1	0	0	0	0	0	0	0	0	0



Sorted by FUNC, SFUN, TID, SUB
 (amounts in millions)

		2015	2016	2017	2018	2019	2020	2021	2022	2023	2024	2025
NATURAL RESOURCES AND ENVIRONMENT (300)												
Account Total for Central Utah Project completion account												
Pres 16	BA:	9	6	6	6	6	6	6	7	7	7	7
Reest	OP:	1	1									
	OT:	9	6	6	6	6	6	6	7	7	7	7
Mar 15	BA:	9	9	9	9	10	10	10	10	10	11	11
Base	OP:	1	1									
	OT:	9	9	9	9	10	10	10	10	10	11	11
Orig	BA:	9	6	6	6	6	6	6	7	7	7	7
Pres	OP:	0	0									
	OT:	9	6	6	6	6	6	6	7	7	7	7
Reest -	BA:	0	-3	-3	-3	-4	-4	-4	-3	-3	-4	-4
Mar15	OP:	0	0									
	OT:	0	-3	-3	-3	-4	-4	-4	-3	-3	-4	-4
Reest -	BA:	0	0	0	0	0	0	0	0	0	0	0
Orig	OP:	1	1									
	OT:	0	0	0	0	0	0	0	0	0	0	0
Bureau of Reclamation												
Indian Water Rights Settlements												
014 2636 0 1 301 AA01 EW EW 03												
Appropriation												
Pres 16	BA:	0	112	114	117	118	119	121	124	126	129	131
Reest	OP:	0	0									
	OT:	0	11	34	68	103	116	118	119	121	124	126
Mar 15	BA:	0	0	0	0	0	0	0	0	0	0	0
Base	OP:	0	0									
	OT:	0	0	0	0	0	0	0	0	0	0	0
Orig	BA:	0	112	114	117	118	119	121	124	126	129	131
Pres	OP:	0	0									
	OT:	0	67	113	116	118	118	121	122	126	127	131
Reest -	BA:	0	112	114	117	118	119	121	124	126	129	131
Mar15	OP:	0	0									
	OT:	0	11	34	68	103	116	118	119	121	124	126
Reest -	BA:	0	0	0	0	0	0	0	0	0	0	0
Orig	OP:	0	0									
	OT:	0	-56	-79	-48	-15	-2	-3	-3	-5	-3	-5



Sorted by FUNC, SFUN, TID, SUB
 (amounts in millions)

		2015	2016	2017	2018	2019	2020	2021	2022	2023	2024	2025
NATURAL RESOURCES AND ENVIRONMENT (300)												
Taos Settlement Fund												
014 2638 0 1 301 BA01 36 92 10 N												
Federal Fund												
Pres 16	BA:	0	0	0	0	0	0	0	0	0	0	0
Reest	OP:	0	0									
	OT:	0	0	1	5	7	3	0	0	0	0	0
Mar 15	BA:	0	0	0	0	0	0	0	0	0	0	0
Base	OP:	0	0									
	OT:	0	0	1	5	7	3	0	0	0	0	0
Orig	BA:	0	0	0	0	0	0	0	0	0	0	0
Pres	OP:	0	0									
	OT:	0	0	1	5	7	3	0	0	0	0	0
Reest -	BA:	0	0	0	0	0	0	0	0	0	0	0
Mar15	OP:	0	0									
	OT:	0	0	0	0	0	0	0	0	0	0	0
Reest -	BA:	0	0	0	0	0	0	0	0	0	0	0
Orig	OP:	0	0									
	OT:	0	0	0	0	0	0	0	0	0	0	0




Sorted by FUNC, SFUN, TID, SUB
 (amounts in millions)

		2015	2016	2017	2018	2019	2020	2021	2022	2023	2024	2025
NATURAL RESOURCES AND ENVIRONMENT (300)												
Lower Colorado River Basin development fund												
014 4079 0 1 301 BA01 36 92 10 N												
Federal Fund												
White Mountain Apache												
Pres 16	BA:	0	0	0	0	0	0	0	0	0	0	0
Reest	OP:	0	0									
	OT:	0	0	12	53	48	23	13	4	0	0	0
Mar 15	BA:	0	0	0	0	0	0	0	0	0	0	0
Base	OP:	0	0									
	OT:	0	0	12	53	48	23	13	4	0	0	0
Orig	BA:	0	0	0	0	0	0	0	0	0	0	0
Pres	OP:	0	0									
	OT:	0	0	0	0	0	0	0	0	0	0	0
Reest -	BA:	0	0	0	0	0	0	0	0	0	0	0
Mar15	OP:	0	0									
	OT:	0	0	0	0	0	0	0	0	0	0	0
Reest -	BA:	0	0	0	0	0	0	0	0	0	0	0
Orig	OP:	0	0									
	OT:	0	0	12	53	48	23	13	4	0	0	0




Sorted by FUNC, SFUN, TID, SUB
 (amounts in millions)

		2015	2016	2017	2018	2019	2020	2021	2022	2023	2024	2025
NATURAL RESOURCES AND ENVIRONMENT (300)												
Lower Colorado River Basin development fund												
014 4079 0 3 301 AA01 EW EW 03 0												
Appropriation												
Pres 16	BA:	7	6	6	6	6	6	6	7	7	7	7
Reest	OP:	1	1									
	OT:	7	6	6	6	6	6	6	7	7	7	7
Mar 15	BA:	7	7	7	7	8	8	8	8	8	8	8
Base	OP:	1	1									
	OT:	7	7	7	7	8	8	8	8	8	8	8
Orig	BA:	7	6	6	6	6	6	6	7	7	7	7
Pres	OP:	8	3									
	OT:	12	7	6	6	6	6	6	6	7	7	7
Reest -	BA:	0	-1	-1	-1	-2	-2	-2	-1	-1	-1	-1
Mar15	OP:	0	0									
	OT:	0	-1	-1	-1	-2	-2	-2	-1	-1	-1	-1
Reest -	BA:	0	0	0	0	0	0	0	0	0	0	0
Orig	OP:	-7	-2									
	OT:	-5	-1	0	0	0	0	0	1	0	0	0
014 4079 0 3 301 BD02 36 74 10 N												
Public Enterprise Fund												
Pres 16	BA:	0	0	0	0	0	0	0	0	0	0	0
Reest	OP:	0	0									
	OT:	-24	-4	22	-3	-2	-2	-2	-2	-2	-2	-2
Mar 15	BA:	0	0	0	0	0	0	0	0	0	0	0
Base	OP:	0	0									
	OT:	-24	-4	22	-3	-2	-2	-2	-2	-2	-2	-2
Orig	BA:	0	0	0	0	0	0	0	0	0	0	0
Pres	OP:	161	181									
	OT:	-24	-4	34	50	46	21	11	2	-2	-2	-2
Reest -	BA:	0	0	0	0	0	0	0	0	0	0	0
Mar15	OP:	0	0									
	OT:	0	0	0	0	0	0	0	0	0	0	0
Reest -	BA:	0	0	0	0	0	0	0	0	0	0	0
Orig	OP:	-161	-181									
	OT:	0	0	-12	-53	-48	-23	-13	-4	0	0	0




Sorted by FUNC, SFUN, TID, SUB
 (amounts in millions)

		2015	2016	2017	2018	2019	2020	2021	2022	2023	2024	2025
NATURAL RESOURCES AND ENVIRONMENT (300)												
Account Total for Lower Colorado River Basin development fund												
Pres 16	BA:	7	6	6	6	6	6	6	7	7	7	7
Reest	OP:	1	1		3	4	4	4	5	5	5	5
	OT:	-17	2	28	3	4	4	4	5	5	5	5
Mar 15	BA:	7	7	7	7	8	8	8	8	8	8	8
Base	OP:	1	1		4	6	6	6	6	6	6	6
	OT:	-17	3	29	4	6	6	6	6	6	6	6
Orig	BA:	7	6	6	6	6	6	6	7	7	7	7
Pres	OP:	169	184		56	52	27	17	8	5	5	5
	OT:	-12	3	40	56	52	27	17	8	5	5	5
Reest -	BA:	0	-1	-1	-1	-2	-2	-2	-1	-1	-1	-1
Mar15	OP:	0	0		-1	-2	-2	-2	-1	-1	-1	-1
	OT:	0	-1	-1	-1	-2	-2	-2	-1	-1	-1	-1
Reest -	BA:	0	0	0	0	0	0	0	0	0	0	0
Orig	OP:	-168	-183		-53	-48	-23	-13	-3	0	0	0
	OT:	-5	-1	-12	-53	-48	-23	-13	-3	0	0	0
Upper Colorado River Basin fund												
014 4081 0 3 301 AA01 EW EW 03 0												
Appropriation												
Pres 16	BA:	0	0	0	0	0	0	0	0	0	0	0
Reest	OP:	50	5		5	5	5	5	0	0	0	0
	OT:	50	5	5	5	5	5	5	0	0	0	0
Mar 15	BA:	0	0	0	0	0	0	0	0	0	0	0
Base	OP:	50	5		5	5	5	5	0	0	0	0
	OT:	50	5	5	5	5	5	5	0	0	0	0
Orig	BA:	0	0	0	0	0	0	0	0	0	0	0
Pres	OP:	50	0		5	5	5	5	0	0	0	0
	OT:	50	0	5	5	5	5	5	0	0	0	0
Reest -	BA:	0	0	0	0	0	0	0	0	0	0	0
Mar15	OP:	0	0		0	0	0	0	0	0	0	0
	OT:	0	0	0	0	0	0	0	0	0	0	0
Reest -	BA:	0	0	0	0	0	0	0	0	0	0	0
Orig	OP:	0	5		0	0	0	0	0	0	0	0
	OT:	0	5	0	0	0	0	0	0	0	0	0



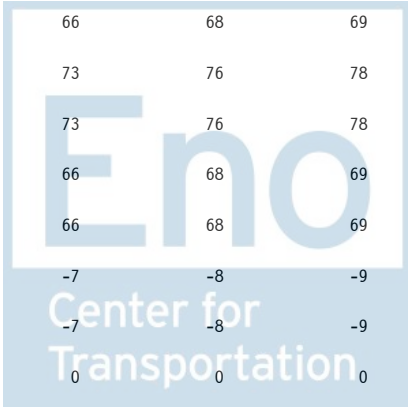
Sorted by FUNC, SFUN, TID, SUB
 (amounts in millions)

		2015	2016	2017	2018	2019	2020	2021	2022	2023	2024	2025
NATURAL RESOURCES AND ENVIRONMENT (300)												
014 4081 0 3 301 BD02 36 74 10 N												
Public Enterprise Fund												
Pres 16	BA:	0	0	0	0	0	0	0	0	0	0	0
Reest	OP:	0	0									
	OT:	25	1	-6	-6	-6	-6	-6	-6	-6	-6	-6
Mar 15	BA:	0	0	0	0	0	0	0	0	0	0	0
Base	OP:	0	0									
	OT:	25	1	-6	-6	-6	-6	-6	-6	-6	-6	-6
Orig	BA:	0	0	0	0	0	0	0	0	0	0	0
Pres	OP:	122	91									
	OT:	25	1	-6	-6	-6	-6	-6	-6	-6	-6	-6
Reest -	BA:	0	0	0	0	0	0	0	0	0	0	0
Mar15	OP:	0	0									
	OT:	0	0	0	0	0	0	0	0	0	0	0
Reest -	BA:	0	0	0	0	0	0	0	0	0	0	0
Orig	OP:	-122	-91									
	OT:	0	0	0	0	0	0	0	0	0	0	0
Account Total for Upper Colorado River Basin fund												
Pres 16	BA:	0	0	0	0	0	0	0	0	0	0	0
Reest	OP:	50	5									
	OT:	75	6	-1	-1	-1	-1	-1	-6	-6	-6	-6
Mar 15	BA:	0	0	0	0	0	0	0	0	0	0	0
Base	OP:	50	5									
	OT:	75	6	-1	-1	-1	-1	-1	-6	-6	-6	-6
Orig	BA:	0	0	0	0	0	0	0	0	0	0	0
Pres	OP:	172	91									
	OT:	75	1	-1	-1	-1	-1	-1	-6	-6	-6	-6
Reest -	BA:	0	0	0	0	0	0	0	0	0	0	0
Mar15	OP:	0	0									
	OT:	0	0	0	0	0	0	0	0	0	0	0
Reest -	BA:	0	0	0	0	0	0	0	0	0	0	0
Orig	OP:	-122	-86									
	OT:	0	5	0	0	0	0	0	0	0	0	0



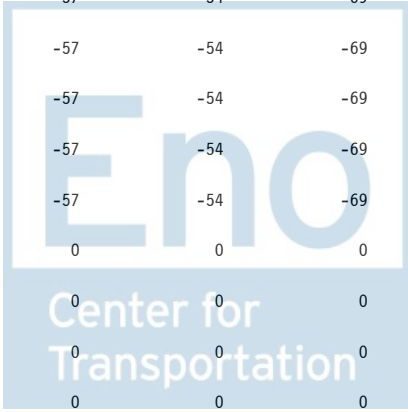
Sorted by FUNC, SFUN, TID, SUB
 (amounts in millions)

		2015	2016	2017	2018	2019	2020	2021	2022	2023	2024	2025
NATURAL RESOURCES AND ENVIRONMENT (300)												
Working capital fund												
014 4524 0 4 301 AA01 EW EW 03												
Appropriation												
Pres 16	BA:	0	0	0	0	1	0	0	0	1	0	1
Reest	OP:	0	0									
	OT:	0	0	0	0	0	0	0	0	0	0	0
Mar 15	BA:	0	0	0	0	0	0	0	0	0	0	0
Base	OP:	0	0									
	OT:	0	0	0	0	0	0	0	0	0	0	0
Orig	BA:	0	0	0	0	1	0	0	0	1	0	1
Pres	OP:	6	42									
	OT:	-36	0	27	-1	0	0	-1	-1	0	-1	0
Reest -	BA:	0	0	0	0	1	0	0	0	1	0	1
Mar15	OP:	0	0									
	OT:	0	0	0	0	0	0	0	0	0	0	0
Reest -	BA:	0	0	0	0	0	0	0	0	0	0	0
Orig	OP:	-6	-42									
	OT:	36	0	-27	1	0	0	1	1	0	1	0
Policy and administration												
014 5065 0 2 301 AA01 EW EW 03 0												
Appropriation												
Pres 16	BA:	59	60	61	62	63	64	65	66	68	69	70
Reest	OP:	4	5									
	OT:	58	60	61	62	63	64	65	66	68	69	70
Mar 15	BA:	59	61	62	64	67	69	71	73	76	78	80
Base	OP:	4	5									
	OT:	58	61	62	64	67	69	71	73	76	78	80
Orig	BA:	59	60	61	62	63	64	65	66	68	69	70
Pres	OP:	26	9									
	OT:	76	60	61	62	63	63	65	66	68	69	70
Reest -	BA:	0	-1	-1	-2	-4	-5	-6	-7	-8	-9	-10
Mar15	OP:	0	0									
	OT:	0	-1	-1	-2	-4	-5	-6	-7	-8	-9	-10
Reest -	BA:	0	0	0	0	0	0	0	0	0	0	0
Orig	OP:	-22	-4									
	OT:	-18	0	0	0	0	1	0	0	0	0	0




Sorted by FUNC, SFUN, TID, SUB
 (amounts in millions)

		2015	2016	2017	2018	2019	2020	2021	2022	2023	2024	2025
NATURAL RESOURCES AND ENVIRONMENT (300)												
Central Valley project restoration fund												
014 5173 0 2 301 AA01 EW EW 03 0												
Appropriation												
Pres 16	BA:	57	50	51	52	53	53	54	55	56	57	59
Reest	OP:	11	11									
	OT:	57	51	51	52	53	53	54	55	56	57	59
Mar 15	BA:	57	58	59	60	61	63	64	65	67	68	70
Base	OP:	11	11									
	OT:	57	57	59	60	61	63	64	65	67	68	70
Orig	BA:	57	50	51	52	53	53	54	55	56	57	59
Pres	OP:	48	37									
	OT:	68	55	57	58	61	61	53	54	56	56	58
Reest -	BA:	0	-8	-8	-8	-8	-10	-10	-10	-11	-11	-11
Mar15	OP:	0	0									
	OT:	0	-6	-8	-8	-8	-10	-10	-10	-11	-11	-11
Reest -	BA:	0	0	0	0	0	0	0	0	0	0	0
Orig	OP:	-37	-26									
	OT:	-11	-4	-6	-6	-8	-8	1	1	0	1	1
014 5173 0 2 301 AA02 EW EW 03 A												
Appropriation												
Pres 16	BA:	-57	-50	-47	-60	-53	-50	-65	-57	-54	-69	-61
Reest	OP:	0	0									
	OT:	-57	-50	-47	-60	-53	-50	-65	-57	-54	-69	-61
Mar 15	BA:	-57	-50	-47	-60	-53	-50	-65	-57	-54	-69	-61
Base	OP:	0	0									
	OT:	-57	-50	-47	-60	-53	-50	-65	-57	-54	-69	-61
Orig	BA:	-57	-50	-47	-60	-53	-50	-65	-57	-54	-69	-61
Pres	OP:	0	0									
	OT:	-57	-50	-47	-60	-53	-50	-65	-57	-54	-69	-61
Reest -	BA:	0	0	0	0	0	0	0	0	0	0	0
Mar15	OP:	0	0									
	OT:	0	0	0	0	0	0	0	0	0	0	0
Reest -	BA:	0	0	0	0	0	0	0	0	0	0	0
Orig	OP:	0	0									
	OT:	0	0	0	0	0	0	0	0	0	0	0




Sorted by FUNC, SFUN, TID, SUB
 (amounts in millions)

		2015	2016	2017	2018	2019	2020	2021	2022	2023	2024	2025
NATURAL RESOURCES AND ENVIRONMENT (300)												
Account Total for Central Valley project restoration fund												
Pres 16	BA:	0	0	4	-8	0	3	-11	-2	2	-12	-2
Reest	OP:	11	11									
	OT:	0	1	4	-8	0	3	-11	-2	2	-12	-2
Mar 15	BA:	0	8	12	0	8	13	-1	8	13	-1	9
Base	OP:	11	11									
	OT:	0	7	12	0	8	13	-1	8	13	-1	9
Orig	BA:	0	0	4	-8	0	3	-11	-2	2	-12	-2
Pres	OP:	48	37									
	OT:	11	5	10	-2	8	11	-12	-3	2	-13	-3
Reest -	BA:	0	-8	-8	-8	-8	-10	-10	-10	-11	-11	-11
Mar15	OP:	0	0									
	OT:	0	-6	-8	-8	-8	-10	-10	-10	-11	-11	-11
Reest -	BA:	0	0	0	0	0	0	0	0	0	0	0
Orig	OP:	-37	-26									
	OT:	-11	-4	-6	-6	-8	-8	1	1	0	1	1
Central Utah Project												
Utah reclamation mitigation and conservation account												
014 5174 0 2 301 AA01 EW EW 03 0												
Appropriation												
Pres 16	BA:	1	1	1	1	1	1	1	1	1	1	1
Reest	OP:	1	2									
	OT:	1	2	1	1	1	1	1	1	1	1	1
Mar 15	BA:	1	1	1	1	1	1	1	1	1	1	1
Base	OP:	1	2									
	OT:	1	2	1	1	1	1	1	1	1	1	1
Orig	BA:	1	1	1	1	1	1	1	1	1	1	1
Pres	OP:	1	1									
	OT:	1	1	1	1	1	1	1	1	1	1	1
Reest -	BA:	0	0	0	0	0	0	0	0	0	0	0
Mar15	OP:	0	0									
	OT:	0	0	0	0	0	0	0	0	0	0	0
Reest -	BA:	0	0	0	0	0	0	0	0	0	0	0
Orig	OP:	0	1									
	OT:	0	1	0	0	0	0	0	0	0	0	0



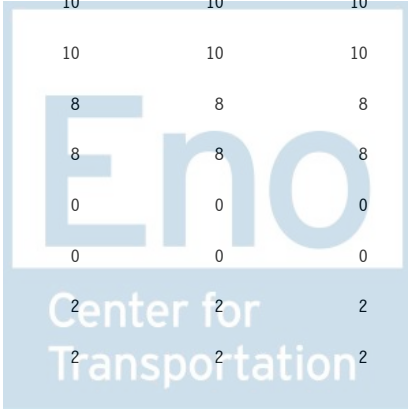
Sorted by FUNC, SFUN, TID, SUB
 (amounts in millions)

		2015	2016	2017	2018	2019	2020	2021	2022	2023	2024	2025
NATURAL RESOURCES AND ENVIRONMENT (300)												
014 5174 0 2 301 AA02 EW EW 03 0												
Appropriation												
Pres 16	BA:	0	0	0	0	0	0	0	0	0	0	0
Reest	OP:	1	0									
	OT:	1	0	0	0	0	0	0	0	0	0	0
Mar 15	BA:	0	0	0	0	0	0	0	0	0	0	0
Base	OP:	1	0									
	OT:	1	0	0	0	0	0	0	0	0	0	0
Orig	BA:	0	0	0	0	0	0	0	0	0	0	0
Pres	OP:	0	0									
	OT:	0	0	0	0	0	0	0	0	0	0	0
Reest -	BA:	0	0	0	0	0	0	0	0	0	0	0
Mar15	OP:	0	0									
	OT:	0	0	0	0	0	0	0	0	0	0	0
Reest -	BA:	0	0	0	0	0	0	0	0	0	0	0
Orig	OP:	1	0									
	OT:	1	0	0	0	0	0	0	0	0	0	0
014 5174 0 2 301 BA01 36 74 10 N												
Federal Fund												
Mitigation Commission - Title IV Investment Account												
Pres 16	BA:	9	9	9	9	9	9	9	9	9	9	9
Reest	OP:	0	0									
	OT:	9	9	9	9	9	9	9	9	9	9	9
Mar 15	BA:	9	9	9	9	9	9	9	9	9	9	9
Base	OP:	0	0									
	OT:	9	9	9	9	9	9	9	9	9	9	9
Orig	BA:	9	7	7	7	7	7	7	7	7	7	7
Pres	OP:	12	6									
	OT:	15	8	6	7	7	7	7	7	7	7	7
Reest -	BA:	0	0	0	0	0	0	0	0	0	0	0
Mar15	OP:	0	0									
	OT:	0	0	0	0	0	0	0	0	0	0	0
Reest -	BA:	0	2	2	2	2	2	2	2	2	2	2
Orig	OP:	-12	-6									
	OT:	-6	1	3	2	2	2	2	2	2	2	2



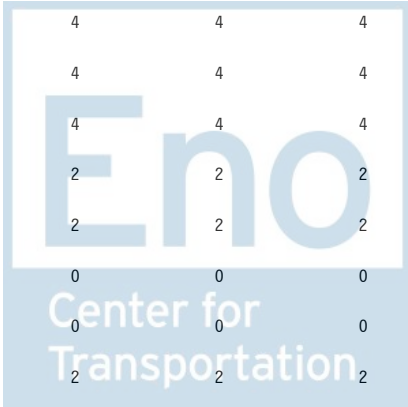
Sorted by FUNC, SFUN, TID, SUB
 (amounts in millions)

		2015	2016	2017	2018	2019	2020	2021	2022	2023	2024	2025
NATURAL RESOURCES AND ENVIRONMENT (300)												
014 5174 0 2 301 BS01 36 74 10 A												
Sequester												
Pres 16	BA:	-1	0	0	0	0	0	0	0	0	0	0
Reest	OP:	0	0									
	OT:	-1	0	0	0	0	0	0	0	0	0	0
Mar 15	BA:	-1	0	0	0	0	0	0	0	0	0	0
Base	OP:	0	0									
	OT:	-1	0	0	0	0	0	0	0	0	0	0
Orig	BA:	0	0	0	0	0	0	0	0	0	0	0
Pres	OP:	0	0									
	OT:	0	0	0	0	0	0	0	0	0	0	0
Reest -	BA:	0	0	0	0	0	0	0	0	0	0	0
Mar15	OP:	0	0									
	OT:	0	0	0	0	0	0	0	0	0	0	0
Reest -	BA:	-1	0	0	0	0	0	0	0	0	0	0
Orig	OP:	0	0									
	OT:	-1	0	0	0	0	0	0	0	0	0	0
Account Total for Utah reclamation mitigation and conservation account												
Pres 16	BA:	9	10	10	10	10	10	10	10	10	10	10
Reest	OP:	2	2									
	OT:	10	11	10	10	10	10	10	10	10	10	10
Mar 15	BA:	9	10	10	10	10	10	10	10	10	10	10
Base	OP:	2	2									
	OT:	10	11	10	10	10	10	10	10	10	10	10
Orig	BA:	10	8	8	8	8	8	8	8	8	8	8
Pres	OP:	13	7									
	OT:	16	9	7	8	8	8	8	8	8	8	8
Reest -	BA:	0	0	0	0	0	0	0	0	0	0	0
Mar15	OP:	0	0									
	OT:	0	0	0	0	0	0	0	0	0	0	0
Reest -	BA:	-1	2	2	2	2	2	2	2	2	2	2
Orig	OP:	-11	-5									
	OT:	-6	2	3	2	2	2	2	2	2	2	2



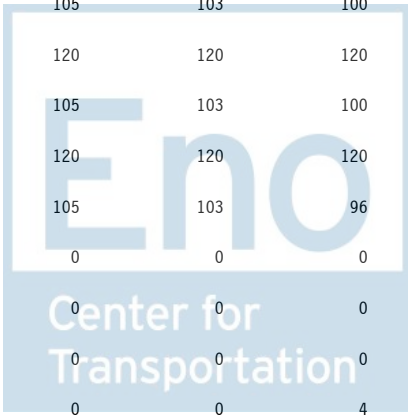
Sorted by FUNC, SFUN, TID, SUB
 (amounts in millions)

		2015	2016	2017	2018	2019	2020	2021	2022	2023	2024	2025
NATURAL RESOURCES AND ENVIRONMENT (300)												
Bureau of Reclamation												
San Joaquin restoration fund												
014 5537 0 2 301 AA01 EW EW 03												
Appropriation												
Pres 16	BA:	0	35	36	36	37	37	38	39	39	40	41
Reest	OP:	0	0									
	OT:	0	21	36	36	37	37	38	39	39	40	41
Mar 15	BA:	0	0	0	0	0	0	0	0	0	0	0
Base	OP:	0	0									
	OT:	0	0	0	0	0	0	0	0	0	0	0
Orig	BA:	0	35	36	36	37	37	38	39	39	40	41
Pres	OP:	0	0									
	OT:	0	21	36	36	36	37	38	38	39	40	41
Reest -	BA:	0	35	36	36	37	37	38	39	39	40	41
Mar15	OP:	0	0									
	OT:	0	21	36	36	37	37	38	39	39	40	41
Reest -	BA:	0	0	0	0	0	0	0	0	0	0	0
Orig	OP:	0	0									
	OT:	0	0	0	0	1	0	0	1	0	0	0
014 5537 0 2 301 BA01 36 74 10 N												
Federal Fund												
Pres 16	BA:	0	0	0	0	0	172	4	4	4	4	4
Reest	OP:	0	0									
	OT:	22	13	0	0	0	60	113	4	4	4	4
Mar 15	BA:	0	0	0	0	0	172	4	4	4	4	4
Base	OP:	0	0									
	OT:	22	13	0	0	0	60	113	4	4	4	4
Orig	BA:	0	0	0	0	0	172	2	2	2	2	2
Pres	OP:	24	13									
	OT:	24	13	0	0	0	60	113	2	2	2	2
Reest -	BA:	0	0	0	0	0	0	0	0	0	0	0
Mar15	OP:	0	0									
	OT:	0	0	0	0	0	0	0	0	0	0	0
Reest -	BA:	0	0	0	0	0	0	2	2	2	2	2
Orig	OP:	-24	-13									
	OT:	-2	0	0	0	0	0	0	2	2	2	2




Sorted by FUNC, SFUN, TID, SUB
 (amounts in millions)

		2015	2016	2017	2018	2019	2020	2021	2022	2023	2024	2025
NATURAL RESOURCES AND ENVIRONMENT (300)												
Account Total for San Joaquin restoration fund												
Pres 16	BA:	0	35	36	36	37	209	42	43	43	44	45
Reest	OP:	0	0									
	OT:	22	34	36	36	37	97	151	43	43	44	45
Mar 15	BA:	0	0	0	0	0	172	4	4	4	4	4
Base	OP:	0	0									
	OT:	22	13	0	0	0	60	113	4	4	4	4
Orig	BA:	0	35	36	36	37	209	40	41	41	42	43
Pres	OP:	24	13									
	OT:	24	34	36	36	36	97	151	40	41	42	43
Reest -	BA:	0	35	36	36	37	37	38	39	39	40	41
Mar15	OP:	0	0									
	OT:	0	21	36	36	37	37	38	39	39	40	41
Reest -	BA:	0	0	0	0	0	0	2	2	2	2	2
Orig	OP:	-24	-13									
	OT:	-2	0	0	0	1	0	0	3	2	2	2
Reclamation Water Settlements Fund												
014 5593 0 2 301 BA01 36 92 10 N												
Federal Fund												
Navajo-Gallup Water Supply Project or other settlements												
Pres 16	BA:	0	0	0	0	0	120	120	120	120	120	120
Reest	OP:	25	40									
	OT:	25	40	50	45	15	41	89	105	103	100	96
Mar 15	BA:	0	0	0	0	0	120	120	120	120	120	120
Base	OP:	25	40									
	OT:	25	40	50	45	15	41	89	105	103	100	96
Orig	BA:	0	0	0	0	0	120	120	120	120	120	120
Pres	OP:	47	31									
	OT:	47	31	36	42	19	58	100	105	103	96	93
Reest -	BA:	0	0	0	0	0	0	0	0	0	0	0
Mar15	OP:	0	0									
	OT:	0	0	0	0	0	0	0	0	0	0	0
Reest -	BA:	0	0	0	0	0	0	0	0	0	0	0
Orig	OP:	-22	9									
	OT:	-22	9	14	3	-4	-17	-11	0	0	4	3



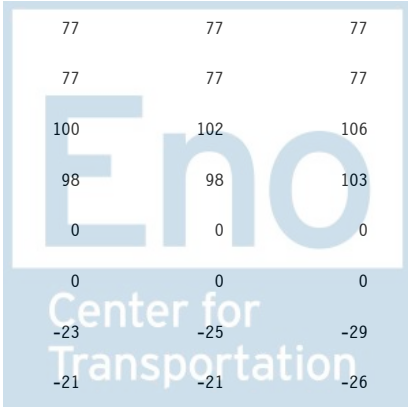
Sorted by FUNC, SFUN, TID, SUB
 (amounts in millions)

		2015	2016	2017	2018	2019	2020	2021	2022	2023	2024	2025
NATURAL RESOURCES AND ENVIRONMENT (300)												
Colorado River dam fund, Boulder Canyon project												
014 5656 0 2 301 BA01 36 74 10 0												
Federal Fund												
Pres 16	BA:	77	77	77	77	77	77	77	77	77	77	77
Reest	OP:	31	31									
	OT:	77	77	77	77	77	77	77	77	77	77	77
Mar 15	BA:	77	77	77	77	77	77	77	77	77	77	77
Base	OP:	31	31									
	OT:	77	77	77	77	77	77	77	77	77	77	77
Orig	BA:	112	114	114	104	97	97	98	100	102	106	106
Pres	OP:	47	43									
	OT:	111	108	112	107	99	96	97	98	98	103	105
Reest -	BA:	0	0	0	0	0	0	0	0	0	0	0
Mar15	OP:	0	0									
	OT:	0	0	0	0	0	0	0	0	0	0	0
Reest -	BA:	-35	-37	-37	-27	-20	-20	-21	-23	-25	-29	-29
Orig	OP:	-16	-12									
	OT:	-34	-31	-35	-30	-22	-19	-20	-21	-21	-26	-28
014 5656 0 2 301 BS01 36 74 10 A												
Sequester												
Pres 16	BA:	-1	0	0	0	0	0	0	0	0	0	0
Reest	OP:	0	0									
	OT:	-1	0	0	0	0	0	0	0	0	0	0
Mar 15	BA:	-1	-1	0	0	0	0	0	0	0	0	0
Base	OP:	0	0									
	OT:	-1	-1	0	0	0	0	0	0	0	0	0
Orig	BA:	0	0	0	0	0	0	0	0	0	0	0
Pres	OP:	0	0									
	OT:	0	0	0	0	0	0	0	0	0	0	0
Reest -	BA:	0	1	0	0	0	0	0	0	0	0	0
Mar15	OP:	0	0									
	OT:	0	1	0	0	0	0	0	0	0	0	0
Reest -	BA:	-1	0	0	0	0	0	0	0	0	0	0
Orig	OP:	0	0									
	OT:	-1	0	0	0	0	0	0	0	0	0	0



Sorted by FUNC, SFUN, TID, SUB
 (amounts in millions)

		2015	2016	2017	2018	2019	2020	2021	2022	2023	2024	2025
NATURAL RESOURCES AND ENVIRONMENT (300)												
014 5656 0 2 301 BS20 36 74 10 A												
Sequester												
		Pop up										
Pres 16	BA:	1	1	0	0	0	0	0	0	0	0	0
Reest	OP:	0	0									
	OT:	1	1	0	0	0	0	0	0	0	0	0
Mar 15	BA:	1	1	1	0	0	0	0	0	0	0	0
Base	OP:	0	0									
	OT:	1	1	1	0	0	0	0	0	0	0	0
Orig	BA:	0	0	0	0	0	0	0	0	0	0	0
Pres	OP:	0	0									
	OT:	0	0	0	0	0	0	0	0	0	0	0
Reest -	BA:	0	0	-1	0	0	0	0	0	0	0	0
Mar15	OP:	0	0									
	OT:	0	0	-1	0	0	0	0	0	0	0	0
Reest -	BA:	1	1	0	0	0	0	0	0	0	0	0
Orig	OP:	0	0									
	OT:	1	1	0	0	0	0	0	0	0	0	0
Account Total for Colorado River dam fund, Boulder Canyon project												
Pres 16	BA:	77	78	77	77	77	77	77	77	77	77	77
Reest	OP:	31	31									
	OT:	77	78	77	77	77	77	77	77	77	77	77
Mar 15	BA:	77	77	78	77	77	77	77	77	77	77	77
Base	OP:	31	31									
	OT:	77	77	78	77	77	77	77	77	77	77	77
Orig	BA:	112	114	114	104	97	97	98	100	102	106	106
Pres	OP:	47	43									
	OT:	111	108	112	107	99	96	97	98	98	103	105
Reest -	BA:	0	1	-1	0	0	0	0	0	0	0	0
Mar15	OP:	0	0									
	OT:	0	1	-1	0	0	0	0	0	0	0	0
Reest -	BA:	-35	-36	-37	-27	-20	-20	-21	-23	-25	-29	-29
Orig	OP:	-16	-12									
	OT:	-34	-30	-35	-30	-22	-19	-20	-21	-21	-26	-28



Sorted by FUNC, SFUN, TID, SUB
 (amounts in millions)

	2015	2016	2017	2018	2019	2020	2021	2022	2023	2024	2025
NATURAL RESOURCES AND ENVIRONMENT (300)											
Other Defense Civil Programs											
Other Defense Civil Programs											
Colorado River Dam, Boulder Canyon Project											
014 5656 8 1 301 CB01 XX XX 20 1											
Offsetting Receipts											
Pres 16 BA:	-90	-90	-90	-90	-90	-90	-90	-90	-90	-90	-90
Reest OP:	0	0									
OT:	-90	-90	-90	-90	-90	-90	-90	-90	-90	-90	-90
Mar 15 BA:	-90	-90	-90	-90	-90	-90	-90	-90	-90	-90	-90
Base OP:	0	0									
OT:	-90	-90	-90	-90	-90	-90	-90	-90	-90	-90	-90
Orig BA:	-112	-114	-114	-104	-97	-97	-98	-100	-102	-106	-106
Pres OP:	0	0									
OT:	-112	-114	-114	-104	-97	-97	-98	-100	-102	-106	-106
Reest - BA:	0	0	0	0	0	0	0	0	0	0	0
Mar15 OP:	0	0									
OT:	0	0	0	0	0	0	0	0	0	0	0
Reest - BA:	22	24	24	14	7	7	8	10	12	16	16
Orig OP:	0	0									
OT:	22	24	24	14	7	7	8	10	12	16	16



Sorted by FUNC, SFUN, TID, SUB
 (amounts in millions)

	2015	2016	2017	2018	2019	2020	2021	2022	2023	2024	2025
NATURAL RESOURCES AND ENVIRONMENT (300)											
Department of the Interior											
Bureau of Reclamation											
Reclamation trust funds											
014 8070 0 7 301 BB01 36 74 10 2											
Trust Fund											
Pres 16 BA:	3	3	3	3	3	3	3	3	3	3	3
Reest OP:	0	0									
OT:	3	3	3	3	3	3	3	3	3	3	3
Mar 15 BA:	3	3	3	3	3	3	3	3	3	3	3
Base OP:	0	0									
OT:	3	3	3	3	3	3	3	3	3	3	3
Orig BA:	3	3	3	3	3	3	3	3	3	3	3
Pres OP:	8	2									
OT:	9	3	3	3	3	3	3	3	3	3	3
Reest - BA:	0	0	0	0	0	0	0	0	0	0	0
Mar15 OP:	0	0									
OT:	0	0	0	0	0	0	0	0	0	0	0
Reest - BA:	0	0	0	0	0	0	0	0	0	0	0
Orig OP:	-8	-2									
OT:	-6	0	0	0	0	0	0	0	0	0	0



Sorted by FUNC, SFUN, TID, SUB
 (amounts in millions)

		2015	2016	2017	2018	2019	2020	2021	2022	2023	2024	2025
NATURAL RESOURCES AND ENVIRONMENT (300)												
Reclamation Fund and North Platte Project												
014 9990 8 1 301 CBO1 XX XX 20 1												
Offsetting Receipts												
Pres 16	BA:	-146	-149	-152	-155	-158	-161	-164	-168	-171	-175	-178
Reest	OP:	0	0									
	OT:	-146	-149	-152	-155	-158	-161	-164	-168	-171	-175	-178
Mar 15	BA:	-146	-149	-152	-155	-158	-161	-164	-168	-171	-175	-178
Base	OP:	0	0									
	OT:	-146	-149	-152	-155	-158	-161	-164	-168	-171	-175	-178
Orig	BA:	-129	-147	-149	-150	-147	-148	-150	-151	-152	-153	-153
Pres	OP:	0	0									
	OT:	-129	-147	-149	-150	-147	-148	-150	-151	-152	-153	-153
Reest -	BA:	0	0	0	0	0	0	0	0	0	0	0
Mar15	OP:	0	0									
	OT:	0	0	0	0	0	0	0	0	0	0	0
Reest -	BA:	-17	-2	-3	-5	-11	-13	-14	-17	-19	-22	-25
Orig	OP:	0	0									
	OT:	-17	-2	-3	-5	-11	-13	-14	-17	-19	-22	-25



Sorted by FUNC, SFUN, TID, SUB
 (amounts in millions)

	2015	2016	2017	2018	2019	2020	2021	2022	2023	2024	2025
NATURAL RESOURCES AND ENVIRONMENT (300)											
Department of the Interior											
Reclamation Trust Fund											
014 9990 8 7 301 CB01 XX XX 20 2											
Offsetting Receipts											
Pres 16 BA:	-3	-3	-3	-3	-3	-3	-3	-3	-3	-3	-4
Reest OP:	0	0									
OT:	-3	-3	-3	-3	-3	-3	-3	-3	-3	-3	-4
Mar 15 BA:	-3	-3	-3	-3	-3	-3	-3	-3	-3	-3	-4
Base OP:	0	0									
OT:	-3	-3	-3	-3	-3	-3	-3	-3	-3	-3	-4
Orig BA:	-3	-3	-3	-3	-3	-3	-3	-3	-3	-3	-3
Pres OP:	0	0									
OT:	-3	-3	-3	-3	-3	-3	-3	-3	-3	-3	-3
Reest - BA:	0	0	0	0	0	0	0	0	0	0	0
Mar15 OP:	0	0									
OT:	0	0	0	0	0	0	0	0	0	0	0
Reest - BA:	0	0	0	0	0	0	0	0	0	0	-1
Orig OP:	0	0									
OT:	0	0	0	0	0	0	0	0	0	0	-1



Sorted by FUNC, SFUN, TID, SUB
 (amounts in millions)

		2015	2016	2017	2018	2019	2020	2021	2022	2023	2024	2025
NATURAL RESOURCES AND ENVIRONMENT (300)												
San Joaquin River restoration fund receipts												
014 9994 8 2 301 CBO1 XX XX 20 N												
Offsetting Receipts												
Pres 16	BA:	-4	-4	-4	-4	-4	-4	-4	-4	-4	-4	-4
Reest	OP:	0	0									
	OT:	-4	-4	-4	-4	-4	-4	-4	-4	-4	-4	-4
Mar 15	BA:	-4	-4	-4	-4	-4	-4	-4	-4	-4	-4	-4
Base	OP:	0	0									
	OT:	-4	-4	-4	-4	-4	-4	-4	-4	-4	-4	-4
Orig	BA:	-2	-2	-2	-2	-2	-2	-2	-2	-2	-2	-2
Pres	OP:	0	0									
	OT:	-2	-2	-2	-2	-2	-2	-2	-2	-2	-2	-2
Reest -	BA:	0	0	0	0	0	0	0	0	0	0	0
Mar15	OP:	0	0									
	OT:	0	0	0	0	0	0	0	0	0	0	0
Reest -	BA:	-2	-2	-2	-2	-2	-2	-2	-2	-2	-2	-2
Orig	OP:	0	0									
	OT:	-2	-2	-2	-2	-2	-2	-2	-2	-2	-2	-2



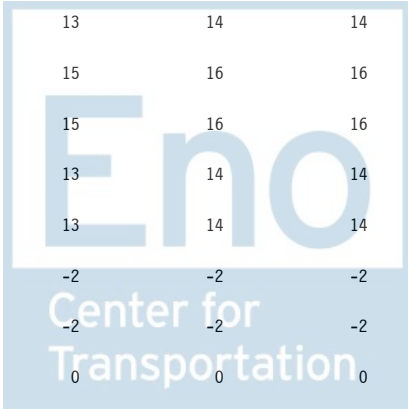
Sorted by FUNC, SFUN, TID, SUB
 (amounts in millions)

	2015	2016	2017	2018	2019	2020	2021	2022	2023	2024	2025
NATURAL RESOURCES AND ENVIRONMENT (300)											
Department of State											
International Commissions											
Salaries and expenses, IBWC											
019 1069 0 1 301 AA01 FA FA 03 0											
Appropriation											
Pres 16 BA:	45	47	48	49	49	50	51	52	53	54	55
Reest OP:	4	5									
OT:	45	47	48	49	49	50	51	52	53	54	55
Mar 15 BA:	45	46	47	49	50	52	53	55	57	58	60
Base OP:	4	5									
OT:	45	46	47	49	50	52	53	55	57	58	60
Orig BA:	45	47	48	49	49	50	51	52	53	54	55
Pres OP:	17	7									
OT:	55	47	48	49	49	49	51	52	53	54	55
Reest - BA:	0	1	1	0	-1	-2	-2	-3	-4	-4	-5
Mar15 OP:	0	0									
OT:	0	1	1	0	-1	-2	-2	-3	-4	-4	-5
Reest - BA:	0	0	0	0	0	0	0	0	0	0	0
Orig OP:	-13	-2									
OT:	-10	0	0	0	0	1	0	0	0	0	0



Sorted by FUNC, SFUN, TID, SUB
 (amounts in millions)

		2015	2016	2017	2018	2019	2020	2021	2022	2023	2024	2025
NATURAL RESOURCES AND ENVIRONMENT (300)												
Construction, IBWC												
019 1078 0 1 301 AA01 FA FA 03 0												
Appropriation												
Pres 16	BA:	29	28	29	29	29	30	30	31	32	32	33
Reest	OP:	28	29									
	OT:	34	35	32	29	29	29	30	30	31	31	32
Mar 15	BA:	29	29	30	31	31	32	33	33	34	35	35
Base	OP:	28	29									
	OT:	34	35	32	30	30	31	32	32	33	34	34
Orig	BA:	29	28	29	29	29	30	30	31	32	32	33
Pres	OP:	43	18									
	OT:	49	24	33	29	29	29	30	30	30	31	32
Reest -	BA:	0	-1	-1	-2	-2	-2	-3	-2	-2	-3	-2
Mar15	OP:	0	0									
	OT:	0	0	0	-1	-1	-2	-2	-2	-2	-3	-2
Reest -	BA:	0	0	0	0	0	0	0	0	0	0	0
Orig	OP:	-15	11									
	OT:	-15	11	-1	0	0	0	0	0	1	0	0
American sections, international commissions												
019 1082 0 1 301 AA01 FA FA 03 0												
Appropriation												
Pres 16	BA:	13	12	12	12	13	13	13	13	14	14	14
Reest	OP:	3	4									
	OT:	12	12	12	12	13	13	13	13	14	14	14
Mar 15	BA:	13	13	14	14	14	15	15	15	16	16	16
Base	OP:	3	4									
	OT:	12	13	14	14	14	15	15	15	16	16	16
Orig	BA:	13	12	12	12	13	13	13	13	14	14	14
Pres	OP:	3	4									
	OT:	12	12	12	12	13	13	13	13	14	14	14
Reest -	BA:	0	-1	-2	-2	-1	-2	-2	-2	-2	-2	-2
Mar15	OP:	0	0									
	OT:	0	-1	-2	-2	-1	-2	-2	-2	-2	-2	-2
Reest -	BA:	0	0	0	0	0	0	0	0	0	0	0
Orig	OP:	0	0									
	OT:	0	0	0	0	0	0	0	0	0	0	0




Sorted by FUNC, SFUN, TID, SUB
 (amounts in millions)

	2015	2016	2017	2018	2019	2020	2021	2022	2023	2024	2025	
NATURAL RESOURCES AND ENVIRONMENT (300)												
Corps of Engineers--Civil Works												
Corps of Engineers--Civil Works												
Mississippi River and Tributaries												
096 3112 0 1 301 AA01 EW EW 03 0												
Appropriation												
Pres 16	BA:	296	223	227	232	234	237	241	246	251	256	261
Reest	OP:	237	87									
	OT:	465	259	232	233	233	236	240	244	249	254	259
Mar 15	BA:	296	303	311	319	328	338	347	357	367	377	388
Base	OP:	237	87									
	OT:	465	320	309	316	325	335	344	354	364	374	384
Orig	BA:	296	223	227	232	234	237	241	246	251	256	261
Pres	OP:	249	211									
	OT:	365	300	265	242	233	236	238	242	247	251	256
Reest -	BA:	0	-80	-84	-87	-94	-101	-106	-111	-116	-121	-127
Mar15	OP:	0	0									
	OT:	0	-61	-77	-83	-92	-99	-104	-110	-115	-120	-125
Reest -	BA:	0	0	0	0	0	0	0	0	0	0	0
Orig	OP:	-12	-124									
	OT:	100	-41	-33	-9	0	0	2	2	2	3	3



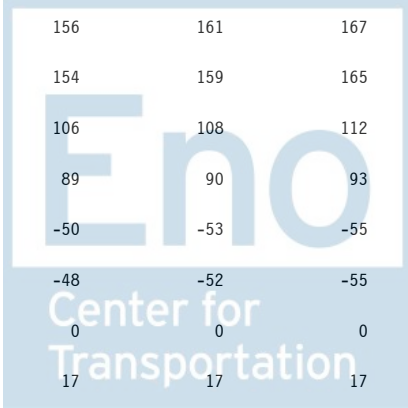
Sorted by FUNC, SFUN, TID, SUB
 (amounts in millions)

	2015	2016	2017	2018	2019	2020	2021	2022	2023	2024	2025	
NATURAL RESOURCES AND ENVIRONMENT (300)												
Investigations												
096 3121 0 1 301 AA01 EW EW 03 0												
Appropriation												
Pres 16	BA:	122	97	100	101	102	103	105	106	108	112	116
Reest	OP:	52	54									
	OT:	125	112	104	101	102	103	104	106	107	110	114
Mar 15	BA:	122	126	130	135	140	146	151	157	162	168	174
Base	OP:	52	54									
	OT:	125	130	133	133	138	144	149	155	160	166	172
Orig	BA:	117	97	100	101	102	103	105	106	108	112	116
Pres	OP:	108	93									
	OT:	150	123	108	91	85	87	88	89	90	93	94
Reest -	BA:	0	-29	-30	-34	-38	-43	-46	-51	-54	-56	-58
Mar15	OP:	0	0									
	OT:	0	-18	-29	-32	-36	-41	-45	-49	-53	-56	-58
Reest -	BA:	5	0	0	0	0	0	0	0	0	0	0
Orig	OP:	-56	-39									
	OT:	-25	-11	-4	10	17	16	16	17	17	17	20
096 3121 0 1 301 AA02 EW EW 03 0												
Appropriation												
Pres 16	BA:	0	0	0	0	0	0	0	0	0	0	0
Reest	OP:	15	10									
	OT:	15	10	6	0	0	0	0	0	0	0	0
Mar 15	BA:	0	0	0	0	0	0	0	0	0	0	0
Base	OP:	15	10									
	OT:	15	10	6	0	0	0	0	0	0	0	0
Orig	BA:	0	0	0	0	0	0	0	0	0	0	0
Pres	OP:	0	0									
	OT:	0	0	0	0	0	0	0	0	0	0	0
Reest -	BA:	0	0	0	0	0	0	0	0	0	0	0
Mar15	OP:	0	0									
	OT:	0	0	0	0	0	0	0	0	0	0	0
Reest -	BA:	0	0	0	0	0	0	0	0	0	0	0
Orig	OP:	15	10									
	OT:	15	10	6	0	0	0	0	0	0	0	0




Sorted by FUNC, SFUN, TID, SUB
 (amounts in millions)

		2015	2016	2017	2018	2019	2020	2021	2022	2023	2024	2025
NATURAL RESOURCES AND ENVIRONMENT (300)												
096 3121 0 1 301 IA01 EW EW 03 0												
Rescission												
Pres sec.108												
Pres 16	BA:	-1	0	0	0	0	0	0	0	0	0	0
Reest	OP:	0	0									
	OT:	-1	0	0	0	0	0	0	0	0	0	0
Mar 15	BA:	-1	-1	-1	-1	-1	-1	-1	-1	-1	-1	-1
Base	OP:	0	0									
	OT:	-1	-1	-1	-1	-1	-1	-1	-1	-1	-1	-1
Orig	BA:	0	0	0	0	0	0	0	0	0	0	0
Pres	OP:	0	0									
	OT:	0	0	0	0	0	0	0	0	0	0	0
Reest -	BA:	0	1	1	1	1	1	1	1	1	1	1
Mar15	OP:	0	0									
	OT:	0	1	1	1	1	1	1	1	1	1	1
Reest -	BA:	-1	0	0	0	0	0	0	0	0	0	0
Orig	OP:	0	0									
	OT:	-1	0	0	0	0	0	0	0	0	0	0
Account Total for Investigations												
Pres 16	BA:	121	97	100	101	102	103	105	106	108	112	116
Reest	OP:	67	64									
	OT:	139	122	110	101	102	103	104	106	107	110	114
Mar 15	BA:	121	125	129	134	139	145	150	156	161	167	173
Base	OP:	67	64									
	OT:	139	139	138	132	137	143	148	154	159	165	171
Orig	BA:	117	97	100	101	102	103	105	106	108	112	116
Pres	OP:	108	93									
	OT:	150	123	108	91	85	87	88	89	90	93	94
Reest -	BA:	0	-28	-29	-33	-37	-42	-45	-50	-53	-55	-57
Mar15	OP:	0	0									
	OT:	0	-17	-28	-31	-35	-40	-44	-48	-52	-55	-57
Reest -	BA:	4	0	0	0	0	0	0	0	0	0	0
Orig	OP:	-41	-29									
	OT:	-11	-1	2	10	17	16	16	17	17	17	20



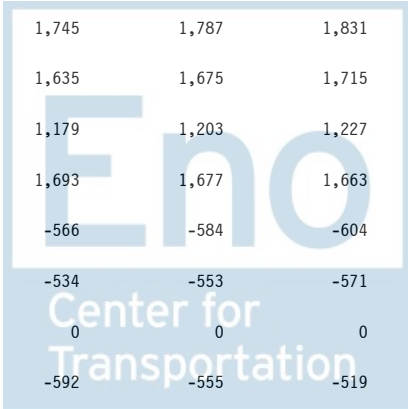
Sorted by FUNC, SFUN, TID, SUB
 (amounts in millions)

		2015	2016	2017	2018	2019	2020	2021	2022	2023	2024	2025
NATURAL RESOURCES AND ENVIRONMENT (300)												
Construction												
096 3122 0 1 301 AA01 EW EW 03 0												
Appropriation												
Pres 16	BA:	1,509	1,069	1,089	1,111	1,123	1,134	1,155	1,179	1,203	1,227	1,251
Reest	OP:	1,058	956									
	OT:	1,662	1,384	1,210	1,117	1,053	1,066	1,082	1,101	1,122	1,144	1,167
Mar 15	BA:	1,509	1,538	1,572	1,610	1,650	1,690	1,732	1,774	1,817	1,862	1,907
Base	OP:	1,058	956									
	OT:	1,662	1,571	1,544	1,532	1,533	1,570	1,608	1,648	1,688	1,729	1,771
Orig	BA:	1,496	1,069	1,089	1,111	1,123	1,134	1,155	1,179	1,203	1,227	1,251
Pres	OP:	1,731	1,996									
	OT:	2,400	2,414	2,203	2,195	2,076	1,890	1,697	1,693	1,677	1,663	1,236
Reest -	BA:	0	-469	-483	-499	-527	-556	-577	-595	-614	-635	-656
Mar15	OP:	0	0									
	OT:	0	-187	-334	-415	-480	-504	-526	-547	-566	-585	-604
Reest -	BA:	13	0	0	0	0	0	0	0	0	0	0
Orig	OP:	-673	-1,040									
	OT:	-738	-1,030	-993	-1,078	-1,023	-824	-615	-592	-555	-519	-69
096 3122 0 1 301 AA03 EW EW 03 0												
Appropriation												
Pres 16	BA:	0	0	0	0	0	0	0	0	0	0	0
Reest	OP:	500	500									
	OT:	500	500	450	200	130	90	0	0	0	0	0
Mar 15	BA:	0	0	0	0	0	0	0	0	0	0	0
Base	OP:	500	500									
	OT:	500	500	450	200	130	90	0	0	0	0	0
Orig	BA:	0	0	0	0	0	0	0	0	0	0	0
Pres	OP:	0	0									
	OT:	0	0	0	0	0	0	0	0	0	0	0
Reest -	BA:	0	0	0	0	0	0	0	0	0	0	0
Mar15	OP:	0	0									
	OT:	0	0	0	0	0	0	0	0	0	0	0
Reest -	BA:	0	0	0	0	0	0	0	0	0	0	0
Orig	OP:	500	500									
	OT:	500	500	450	200	130	90	0	0	0	0	0



Sorted by FUNC, SFUN, TID, SUB
 (amounts in millions)

		2015	2016	2017	2018	2019	2020	2021	2022	2023	2024	2025
NATURAL RESOURCES AND ENVIRONMENT (300)												
096 3122 0 1 301 IA01 EW EW 03 0												
Rescission												
Pres sec.108												
Pres 16	BA:	-25	0	0	0	0	0	0	0	0	0	0
Reest	OP:	0	-3									
	OT:	-8	-3	0	0	0	0	0	0	0	0	0
Mar 15	BA:	-25	-25	-26	-27	-27	-28	-29	-29	-30	-31	-32
Base	OP:	0	-3									
	OT:	-8	-11	-11	-12	-12	-12	-13	-13	-13	-14	-14
Orig	BA:	0	0	0	0	0	0	0	0	0	0	0
Pres	OP:	0	0									
	OT:	0	0	0	0	0	0	0	0	0	0	0
Reest -	BA:	0	25	26	27	27	28	29	29	30	31	32
Mar15	OP:	0	0									
	OT:	0	8	11	12	12	12	13	13	13	14	14
Reest -	BA:	-25	0	0	0	0	0	0	0	0	0	0
Orig	OP:	0	-3									
	OT:	-8	-3	0	0	0	0	0	0	0	0	0
Account Total for Construction												
Pres 16	BA:	1,484	1,069	1,089	1,111	1,123	1,134	1,155	1,179	1,203	1,227	1,251
Reest	OP:	1,558	1,453									
	OT:	2,154	1,881	1,660	1,317	1,183	1,156	1,082	1,101	1,122	1,144	1,167
Mar 15	BA:	1,484	1,513	1,546	1,583	1,623	1,662	1,703	1,745	1,787	1,831	1,875
Base	OP:	1,558	1,453									
	OT:	2,154	2,060	1,983	1,720	1,651	1,648	1,595	1,635	1,675	1,715	1,757
Orig	BA:	1,496	1,069	1,089	1,111	1,123	1,134	1,155	1,179	1,203	1,227	1,251
Pres	OP:	1,731	1,996									
	OT:	2,400	2,414	2,203	2,195	2,076	1,890	1,697	1,693	1,677	1,663	1,236
Reest -	BA:	0	-444	-457	-472	-500	-528	-548	-566	-584	-604	-624
Mar15	OP:	0	0									
	OT:	0	-179	-323	-403	-468	-492	-513	-534	-553	-571	-590
Reest -	BA:	-12	0	0	0	0	0	0	0	0	0	0
Orig	OP:	-173	-543									
	OT:	-246	-533	-543	-878	-893	-734	-615	-592	-555	-519	-69




Sorted by FUNC, SFUN, TID, SUB
 (amounts in millions)

		2015	2016	2017	2018	2019	2020	2021	2022	2023	2024	2025
NATURAL RESOURCES AND ENVIRONMENT (300)												
Operation and maintenance												
096 3123 0 1 301 AA01 EW EW 03 0												
Appropriation												
Pres 16	BA:	1,860	1,854	1,891	1,929	1,948	1,967	2,007	2,048	2,088	2,130	2,173
Reest	OP:	560	558									
	OT:	1,862	1,856	1,880	1,918	1,942	1,961	1,995	2,036	2,076	2,117	2,160
Mar 15	BA:	1,860	1,912	1,970	2,036	2,104	2,173	2,244	2,317	2,392	2,469	2,547
Base	OP:	560	558									
	OT:	1,862	1,896	1,953	2,016	2,084	2,152	2,223	2,295	2,370	2,446	2,524
Orig	BA:	1,840	1,854	1,891	1,929	1,948	1,967	2,007	2,048	2,088	2,130	2,173
Pres	OP:	1,642	1,797									
	OT:	2,227	2,546	1,966	1,955	1,936	1,955	1,982	2,023	2,064	2,105	2,147
Reest -	BA:	0	-58	-79	-107	-156	-206	-237	-269	-304	-339	-374
Mar15	OP:	0	0									
	OT:	0	-40	-73	-98	-142	-191	-228	-259	-294	-329	-364
Reest -	BA:	20	0	0	0	0	0	0	0	0	0	0
Orig	OP:	-1,082	-1,239									
	OT:	-365	-690	-86	-37	6	6	13	13	12	12	13
096 3123 0 1 301 AA02 EW EW 03 0												
Appropriation												
Pres 16	BA:	0	0	0	0	0	0	0	0	0	0	0
Reest	OP:	200	140									
	OT:	200	140	90	20	10	0	0	0	0	0	0
Mar 15	BA:	0	0	0	0	0	0	0	0	0	0	0
Base	OP:	200	140									
	OT:	200	140	90	20	10	0	0	0	0	0	0
Orig	BA:	0	0	0	0	0	0	0	0	0	0	0
Pres	OP:	0	0									
	OT:	0	0	0	0	0	0	0	0	0	0	0
Reest -	BA:	0	0	0	0	0	0	0	0	0	0	0
Mar15	OP:	0	0									
	OT:	0	0	0	0	0	0	0	0	0	0	0
Reest -	BA:	0	0	0	0	0	0	0	0	0	0	0
Orig	OP:	200	140									
	OT:	200	140	90	20	10	0	0	0	0	0	0



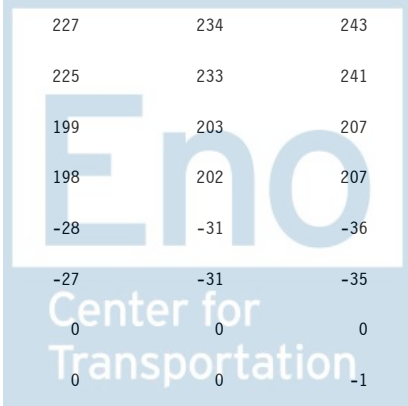
Sorted by FUNC, SFUN, TID, SUB
 (amounts in millions)

		2015	2016	2017	2018	2019	2020	2021	2022	2023	2024	2025
NATURAL RESOURCES AND ENVIRONMENT (300)												
096 3123 0 1 301 AA03 EW EW 03 0												
Appropriation												
Transfer to US Fish and Wildlife Resources Management (014-1611)												
Pres 16	BA:	-5	0	0	0	0	0	0	0	0	0	0
Reest	OP:	0	0									
	OT:	-5	0	0	0	0	0	0	0	0	0	0
Mar 15	BA:	-5	-5	-5	-5	-6	-6	-6	-6	-6	-7	-7
Base	OP:	0	0									
	OT:	-5	-5	-5	-5	-6	-6	-6	-6	-6	-7	-7
Orig	BA:	0	0	0	0	0	0	0	0	0	0	0
Pres	OP:	0	0									
	OT:	0	0	0	0	0	0	0	0	0	0	0
Reest -	BA:	0	5	5	5	6	6	6	6	6	7	7
Mar15	OP:	0	0									
	OT:	0	5	5	5	6	6	6	6	6	7	7
Reest -	BA:	-5	0	0	0	0	0	0	0	0	0	0
Orig	OP:	0	0									
	OT:	-5	0	0	0	0	0	0	0	0	0	0
096 3123 0 1 301 IA01 EW EW 03 0												
Rescission												
Pres sec.108												
Pres 16	BA:	-2	0	0	0	0	0	0	0	0	0	0
Reest	OP:	0	0									
	OT:	-1	0	0	0	0	0	0	0	0	0	0
Mar 15	BA:	-2	-2	-2	-2	-2	-2	-2	-2	-2	-3	-3
Base	OP:	0	0									
	OT:	-1	-1	-1	-1	-1	-1	-1	-1	-1	-2	-2
Orig	BA:	0	0	0	0	0	0	0	0	0	0	0
Pres	OP:	0	0									
	OT:	0	0	0	0	0	0	0	0	0	0	0
Reest -	BA:	0	2	2	2	2	2	2	2	2	3	3
Mar15	OP:	0	0									
	OT:	0	1	1	1	1	1	1	1	1	2	2
Reest -	BA:	-2	0	0	0	0	0	0	0	0	0	0
Orig	OP:	0	0									
	OT:	-1	0	0	0	0	0	0	0	0	0	0



Sorted by FUNC, SFUN, TID, SUB
 (amounts in millions)

		2015	2016	2017	2018	2019	2020	2021	2022	2023	2024	2025
NATURAL RESOURCES AND ENVIRONMENT (300)												
Account Total for Operation and maintenance												
Pres 16	BA:	1,853	1,854	1,891	1,929	1,948	1,967	2,007	2,048	2,088	2,130	2,173
Reest	OP:	760	698									
	OT:	2,056	1,996	1,970	1,938	1,952	1,961	1,995	2,036	2,076	2,117	2,160
Mar 15	BA:	1,853	1,905	1,963	2,029	2,096	2,165	2,236	2,309	2,383	2,459	2,537
Base	OP:	760	698									
	OT:	2,056	2,030	2,037	2,030	2,087	2,145	2,216	2,288	2,362	2,437	2,515
Orig	BA:	1,840	1,854	1,891	1,929	1,948	1,967	2,007	2,048	2,088	2,130	2,173
Pres	OP:	1,642	1,797									
	OT:	2,227	2,546	1,966	1,955	1,936	1,955	1,982	2,023	2,064	2,105	2,147
Reest -	BA:	0	-51	-72	-100	-148	-198	-229	-261	-295	-329	-364
Mar15	OP:	0	0									
	OT:	0	-34	-67	-92	-135	-184	-221	-252	-286	-320	-355
Reest -	BA:	13	0	0	0	0	0	0	0	0	0	0
Orig	OP:	-882	-1,099									
	OT:	-171	-550	4	-17	16	6	13	13	12	12	13
Expenses												
096 3124 0 1 301 AA01 EW EW 03 0												
Appropriation												
Pres 16	BA:	178	180	184	187	189	191	195	199	203	207	211
Reest	OP:	34	36									
	OT:	176	180	183	186	189	191	194	198	202	206	210
Mar 15	BA:	178	184	190	197	204	211	219	227	234	243	251
Base	OP:	34	36									
	OT:	176	183	189	196	203	210	217	225	233	241	249
Orig	BA:	178	180	184	187	189	191	195	199	203	207	211
Pres	OP:	47	44									
	OT:	187	186	184	187	188	191	193	198	202	207	210
Reest -	BA:	0	-4	-6	-10	-15	-20	-24	-28	-31	-36	-40
Mar15	OP:	0	0									
	OT:	0	-3	-6	-10	-14	-19	-23	-27	-31	-35	-39
Reest -	BA:	0	0	0	0	0	0	0	0	0	0	0
Orig	OP:	-13	-8									
	OT:	-11	-6	-1	-1	1	0	1	0	0	-1	0



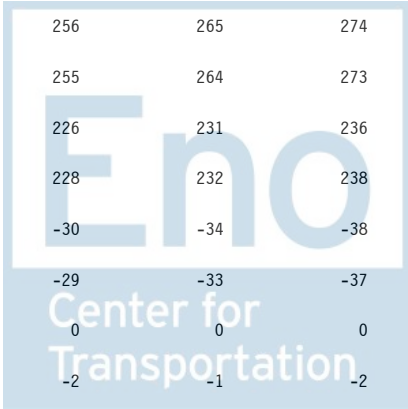
Sorted by FUNC, SFUN, TID, SUB
 (amounts in millions)

		2015	2016	2017	2018	2019	2020	2021	2022	2023	2024	2025
NATURAL RESOURCES AND ENVIRONMENT (300)												
Flood control and coastal emergencies												
096 3125 0 1 301 AA01 EW EW 03 0												
Appropriation												
Pres 16	BA:	28	34	35	35	36	36	37	38	38	39	40
Reest	OP:	511	575									
	OT:	519	585	295	118	34	35	36	37	37	38	38
Mar 15	BA:	28	29	29	30	31	31	32	33	34	35	36
Base	OP:	511	575									
	OT:	519	584	292	115	30	30	31	31	32	33	34
Orig	BA:	28	34	35	35	36	36	37	38	38	39	40
Pres	OP:	719	470									
	OT:	733	487	556	497	462	477	210	210	126	127	40
Reest -	BA:	0	5	6	5	5	5	5	5	4	4	4
Mar15	OP:	0	0									
	OT:	0	1	3	3	4	5	5	6	5	5	4
Reest -	BA:	0	0	0	0	0	0	0	0	0	0	0
Orig	OP:	-208	105									
	OT:	-214	98	-261	-379	-428	-442	-174	-173	-89	-89	-2
096 3125 0 1 301 AA02 EW EW 03 0												
Appropriation												
Pres 16	BA:	0	0	0	0	0	0	0	0	0	0	0
Reest	OP:	250	150									
	OT:	250	150	70	0	0	0	0	0	0	0	0
Mar 15	BA:	0	0	0	0	0	0	0	0	0	0	0
Base	OP:	250	150									
	OT:	250	150	70	0	0	0	0	0	0	0	0
Orig	BA:	0	0	0	0	0	0	0	0	0	0	0
Pres	OP:	0	0									
	OT:	0	0	0	0	0	0	0	0	0	0	0
Reest -	BA:	0	0	0	0	0	0	0	0	0	0	0
Mar15	OP:	0	0									
	OT:	0	0	0	0	0	0	0	0	0	0	0
Reest -	BA:	0	0	0	0	0	0	0	0	0	0	0
Orig	OP:	250	150									
	OT:	250	150	70	0	0	0	0	0	0	0	0



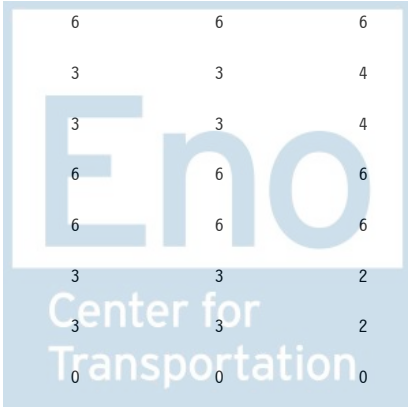
Sorted by FUNC, SFUN, TID, SUB
 (amounts in millions)

		2015	2016	2017	2018	2019	2020	2021	2022	2023	2024	2025
NATURAL RESOURCES AND ENVIRONMENT (300)												
Account Total for Flood control and coastal emergencies												
Pres 16	BA:	28	34	35	35	36	36	37	38	38	39	40
Reest	OP:	761	725		118	34	35	36	37	37	38	38
	OT:	769	735	365								
Mar 15	BA:	28	29	29	30	31	31	32	33	34	35	36
Base	OP:	761	725		115	30	30	31	31	32	33	34
	OT:	769	734	362								
Orig	BA:	28	34	35	35	36	36	37	38	38	39	40
Pres	OP:	719	470		497	462	477	210	210	126	127	40
	OT:	733	487	556								
Reest -	BA:	0	5	6	5	5	5	5	5	4	4	4
Mar15	OP:	0	0		3	4	5	5	6	5	5	4
	OT:	0	1	3								
Reest -	BA:	0	0	0	0	0	0	0	0	0	0	0
Orig	OP:	42	255		-379	-428	-442	-174	-173	-89	-89	-2
	OT:	36	248	-191								
Regulatory program												
096 3126 0 1 301 AA01 EW EW 03 0												
Appropriation												
Pres 16	BA:	200	205	209	213	215	218	222	226	231	236	240
Reest	OP:	8	16		213	215	218	222	226	231	236	240
	OT:	192	205	209	213	215	218	222	226	231	236	240
Mar 15	BA:	200	206	213	221	230	238	247	256	265	274	283
Base	OP:	8	16		221	229	237	246	255	264	273	282
	OT:	192	206	212	220	229	237	246	255	264	273	282
Orig	BA:	200	205	209	213	215	218	222	226	231	236	240
Pres	OP:	0	12		222	220	220	224	228	232	238	240
	OT:	190	207	220	222	220	220	224	228	232	238	240
Reest -	BA:	0	-1	-4	-8	-15	-20	-25	-30	-34	-38	-43
Mar15	OP:	0	0		-7	-14	-19	-24	-29	-33	-37	-42
	OT:	0	-1	-3								
Reest -	BA:	0	0	0	0	0	0	0	0	0	0	0
Orig	OP:	8	4		-9	-5	-2	-2	-2	-1	-2	0
	OT:	2	-2	-11								




Sorted by FUNC, SFUN, TID, SUB
 (amounts in millions)

		2015	2016	2017	2018	2019	2020	2021	2022	2023	2024	2025
NATURAL RESOURCES AND ENVIRONMENT (300)												
Washington aqueduct												
096 3128 0 1 301 BA01 48 76 10 4												
Federal Fund												
Pres 16	BA:	-1	-1	-1	-1	-1	-1	-1	-1	-1	-1	-1
Reest	OP:	0	0									
	OT:	-1	-1	-1	-1	-1	-1	-1	-1	-1	-1	-1
Mar 15	BA:	-1	-1	-1	-1	-1	-1	-1	-1	-1	-1	-1
Base	OP:	0	0									
	OT:	-1	-1	-1	-1	-1	-1	-1	-1	-1	-1	-1
Orig	BA:	-1	-1	-1	-1	-1	-1	-1	-1	-1	-1	-1
Pres	OP:	0	0									
	OT:	-1	-1	-1	-1	-1	-1	-1	-1	-1	-1	-1
Reest -	BA:	0	0	0	0	0	0	0	0	0	0	0
Mar15	OP:	0	0									
	OT:	0	0	0	0	0	0	0	0	0	0	0
Reest -	BA:	0	0	0	0	0	0	0	0	0	0	0
Orig	OP:	0	0									
	OT:	0	0	0	0	0	0	0	0	0	0	0
Office of the Assistant Secretary of the Army for Civil Works												
096 3132 0 1 301 AA01 EW EW 03 0												
Appropriation												
Pres 16	BA:	3	5	5	5	5	5	5	6	6	6	6
Reest	OP:	1	0									
	OT:	4	5	5	5	5	5	5	6	6	6	6
Mar 15	BA:	3	3	3	3	3	3	3	3	3	4	4
Base	OP:	1	0									
	OT:	4	3	3	3	3	3	3	3	3	4	4
Orig	BA:	3	5	5	5	5	5	5	6	6	6	6
Pres	OP:	1	1									
	OT:	4	6	6	6	6	6	5	6	6	6	6
Reest -	BA:	0	2	2	2	2	2	2	3	3	2	2
Mar15	OP:	0	0									
	OT:	0	2	2	2	2	2	2	3	3	2	2
Reest -	BA:	0	0	0	0	0	0	0	0	0	0	0
Orig	OP:	0	-1									
	OT:	0	-1	-1	-1	-1	-1	0	0	0	0	0




Sorted by FUNC, SFUN, TID, SUB
 (amounts in millions)

	2015	2016	2017	2018	2019	2020	2021	2022	2023	2024	2025
NATURAL RESOURCES AND ENVIRONMENT (300)											
Revolving fund											
096 4902 0 4 301 AA02 EW EW 10											
Appropriation											
Pres 16	BA:	0	0	0	0	0	0	0	0	0	0
Reest	OP:	0	0								
	OT:	0	0	0	0	0	0	0	0	0	0
Mar 15	BA:	0	0	0	0	0	0	0	0	0	0
Base	OP:	0	0								
	OT:	0	0	0	0	0	0	0	0	0	0
Orig	BA:	-25	-25	0	0	0	0	0	0	0	0
Pres	OP:	0	0								
	OT:	-25	-25	0	0	0	0	0	0	0	0
Reest -	BA:	0	0	0	0	0	0	0	0	0	0
Mar15	OP:	0	0								
	OT:	0	0	0	0	0	0	0	0	0	0
Reest -	BA:	25	25	0	0	0	0	0	0	0	0
Orig	OP:	0	0								
	OT:	25	25	0	0	0	0	0	0	0	0
096 4902 0 4 301 BE01 EW EW 10											
Intragovernmental Fund											
Pres 16	BA:	0	0	0	0	0	0	0	0	0	0
Reest	OP:	0	0								
	OT:	0	0	0	0	0	0	0	0	0	0
Mar 15	BA:	0	0	0	0	0	0	0	0	0	0
Base	OP:	0	0								
	OT:	0	0	0	0	0	0	0	0	0	0
Orig	BA:	22	25	0	0	0	0	0	0	0	0
Pres	OP:	1,556	1,878								
	OT:	-70	254	115	39	0	0	0	0	0	0
Reest -	BA:	0	0	0	0	0	0	0	0	0	0
Mar15	OP:	0	0								
	OT:	0	0	0	0	0	0	0	0	0	0
Reest -	BA:	-22	-25	0	0	0	0	0	0	0	0
Orig	OP:	-1,556	-1,878								
	OT:	70	-254	-115	-39	0	0	0	0	0	0



Sorted by FUNC, SFUN, TID, SUB
 (amounts in millions)

		2015	2016	2017	2018	2019	2020	2021	2022	2023	2024	2025
NATURAL RESOURCES AND ENVIRONMENT (300)												
096 4902 0 4 301 BS01 48 76 10 A												
Sequester												
Pres 16	BA:	-3	0	0	0	0	0	0	0	0	0	0
Reest	OP:	0	0									
	OT:	-3	0	0	0	0	0	0	0	0	0	0
Mar 15	BA:	-3	-2	0	0	0	0	0	0	0	0	0
Base	OP:	0	0									
	OT:	-3	-2	0	0	0	0	0	0	0	0	0
Orig	BA:	0	0	0	0	0	0	0	0	0	0	0
Pres	OP:	0	0									
	OT:	0	0	0	0	0	0	0	0	0	0	0
Reest -	BA:	0	2	0	0	0	0	0	0	0	0	0
Mar15	OP:	0	0									
	OT:	0	2	0	0	0	0	0	0	0	0	0
Reest -	BA:	-3	0	0	0	0	0	0	0	0	0	0
Orig	OP:	0	0									
	OT:	-3	0	0	0	0	0	0	0	0	0	0
Account Total for Revolving fund												
Pres 16	BA:	-3	0	0	0	0	0	0	0	0	0	0
Reest	OP:	0	0									
	OT:	-3	0	0	0	0	0	0	0	0	0	0
Mar 15	BA:	-3	-2	0	0	0	0	0	0	0	0	0
Base	OP:	0	0									
	OT:	-3	-2	0	0	0	0	0	0	0	0	0
Orig	BA:	-3	0	0	0	0	0	0	0	0	0	0
Pres	OP:	1,556	1,878									
	OT:	-95	229	115	39	0	0	0	0	0	0	0
Reest -	BA:	0	2	0	0	0	0	0	0	0	0	0
Mar15	OP:	0	0									
	OT:	0	2	0	0	0	0	0	0	0	0	0
Reest -	BA:	0	0	0	0	0	0	0	0	0	0	0
Orig	OP:	-1,556	-1,878									
	OT:	92	-229	-115	-39	0	0	0	0	0	0	0



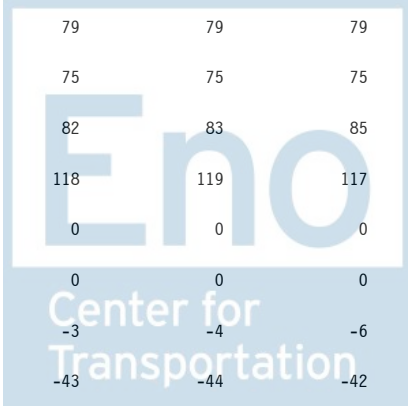
Sorted by FUNC, SFUN, TID, SUB
 (amounts in millions)

		2015	2016	2017	2018	2019	2020	2021	2022	2023	2024	2025
NATURAL RESOURCES AND ENVIRONMENT (300)												
Coastal wetlands restoration trust fund												
096 8333 0 7 301 BB01 48 76 10 A												
Trust Fund												
Pres 16	BA:	79	79	79	78	78	78	79	79	79	79	79
Reest	OP:	20	37									
	OT:	60	77	75	75	74	74	75	75	75	75	75
Mar 15	BA:	79	79	79	78	78	78	79	79	79	79	79
Base	OP:	20	37									
	OT:	60	77	75	75	74	74	75	75	75	75	75
Orig	BA:	78	75	77	78	79	80	81	82	83	85	86
Pres	OP:	76	72									
	OT:	131	124	124	122	121	121	121	118	119	117	118
Reest -	BA:	0	0	0	0	0	0	0	0	0	0	0
Mar15	OP:	0	0									
	OT:	0	0	0	0	0	0	0	0	0	0	0
Reest -	BA:	1	4	2	0	-1	-2	-2	-3	-4	-6	-7
Orig	OP:	-56	-35									
	OT:	-71	-47	-49	-47	-47	-47	-46	-43	-44	-42	-43
096 8333 0 7 301 BS01 48 76 10 A												
Sequester												
Pres 16	BA:	-6	0	0	0	0	0	0	0	0	0	0
Reest	OP:	0	0									
	OT:	-6	0	0	0	0	0	0	0	0	0	0
Mar 15	BA:	-6	-5	0	0	0	0	0	0	0	0	0
Base	OP:	0	0									
	OT:	-6	-5	0	0	0	0	0	0	0	0	0
Orig	BA:	0	0	0	0	0	0	0	0	0	0	0
Pres	OP:	0	0									
	OT:	0	0	0	0	0	0	0	0	0	0	0
Reest -	BA:	0	5	0	0	0	0	0	0	0	0	0
Mar15	OP:	0	0									
	OT:	0	5	0	0	0	0	0	0	0	0	0
Reest -	BA:	-6	0	0	0	0	0	0	0	0	0	0
Orig	OP:	0	0									
	OT:	-6	0	0	0	0	0	0	0	0	0	0



Sorted by FUNC, SFUN, TID, SUB
 (amounts in millions)

		2015	2016	2017	2018	2019	2020	2021	2022	2023	2024	2025
NATURAL RESOURCES AND ENVIRONMENT (300)												
096 8333 0 7 301 BS20 48 76 10 A												
Sequester												
		Pop up										
Pres 16	BA:	5	6	0	0	0	0	0	0	0	0	0
Reest	OP:	0	0									
	OT:	5	6	0	0	0	0	0	0	0	0	0
Mar 15	BA:	5	6	5	0	0	0	0	0	0	0	0
Base	OP:	0	0									
	OT:	5	6	5	0	0	0	0	0	0	0	0
Orig	BA:	0	0	0	0	0	0	0	0	0	0	0
Pres	OP:	0	0									
	OT:	0	0	0	0	0	0	0	0	0	0	0
Reest -	BA:	0	0	-5	0	0	0	0	0	0	0	0
Mar15	OP:	0	0									
	OT:	0	0	-5	0	0	0	0	0	0	0	0
Reest -	BA:	5	6	0	0	0	0	0	0	0	0	0
Orig	OP:	0	0									
	OT:	5	6	0	0	0	0	0	0	0	0	0
Account Total for Coastal wetlands restoration trust fund												
Pres 16	BA:	78	85	79	78	78	78	79	79	79	79	79
Reest	OP:	20	37									
	OT:	59	83	75	75	74	74	75	75	75	75	75
Mar 15	BA:	78	80	84	78	78	78	79	79	79	79	79
Base	OP:	20	37									
	OT:	59	78	80	75	74	74	75	75	75	75	75
Orig	BA:	78	75	77	78	79	80	81	82	83	85	86
Pres	OP:	76	72									
	OT:	131	124	124	122	121	121	121	118	119	117	118
Reest -	BA:	0	5	-5	0	0	0	0	0	0	0	0
Mar15	OP:	0	0									
	OT:	0	5	-5	0	0	0	0	0	0	0	0
Reest -	BA:	0	10	2	0	-1	-2	-2	-3	-4	-6	-7
Orig	OP:	-56	-35									
	OT:	-72	-41	-49	-47	-47	-47	-46	-43	-44	-42	-43



Sorted by FUNC, SFUN, TID, SUB
 (amounts in millions)

		2015	2016	2017	2018	2019	2020	2021	2022	2023	2024	2025
NATURAL RESOURCES AND ENVIRONMENT (300)												
Inland Waterways Trust Fund												
096 8861 0 7 301 AA01 EW EW 03 0												
Appropriation												
		construction										
Pres 16	BA:	85	46	47	48	48	49	50	51	52	53	54
Reest	OP:	0	0									
	OT:	85	46	47	48	48	49	50	51	52	53	54
Mar 15	BA:	85	86	88	90	91	93	95	97	99	101	103
Base	OP:	0	0									
	OT:	85	86	88	90	91	93	95	97	99	101	103
Orig	BA:	78	46	47	48	48	49	50	51	52	53	54
Pres	OP:	0	31									
	OT:	47	59	46	48	48	48	50	51	51	53	53
Reest -	BA:	0	-40	-41	-42	-43	-44	-45	-46	-47	-48	-49
Mar15	OP:	0	0									
	OT:	0	-40	-41	-42	-43	-44	-45	-46	-47	-48	-49
Reest -	BA:	7	0	0	0	0	0	0	0	0	0	0
Orig	OP:	0	-31									
	OT:	38	-13	1	0	0	1	0	0	1	0	1



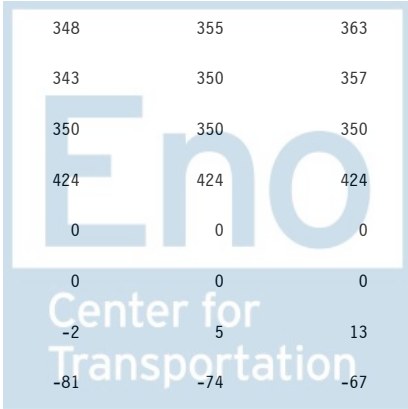
Sorted by FUNC, SFUN, TID, SUB
 (amounts in millions)

		2015	2016	2017	2018	2019	2020	2021	2022	2023	2024	2025
NATURAL RESOURCES AND ENVIRONMENT (300)												
Rivers and harbors contributed funds												
096 8862 0 7 301 BB01 48 76 10 0												
Trust Fund												
Pres 16	BA:	305	310	315	321	328	335	341	348	355	363	370
Reest	OP:	262	261									
	OT:	415	416	411	367	348	330	336	343	350	357	365
Mar 15	BA:	305	310	315	321	328	335	341	348	355	363	370
Base	OP:	262	261									
	OT:	415	416	411	367	348	330	336	343	350	357	365
Orig	BA:	350	350	350	350	350	350	350	350	350	350	350
Pres	OP:	320	320									
	OT:	425	425	425	425	424	424	424	424	424	424	439
Reest -	BA:	0	0	0	0	0	0	0	0	0	0	0
Mar15	OP:	0	0									
	OT:	0	0	0	0	0	0	0	0	0	0	0
Reest -	BA:	-45	-40	-35	-29	-22	-15	-9	-2	5	13	20
Orig	OP:	-58	-59									
	OT:	-10	-9	-14	-58	-76	-94	-88	-81	-74	-67	-74
096 8862 0 7 301 BS01 48 76 10 A												
Sequester												
Pres 16	BA:	-7	0	0	0	0	0	0	0	0	0	0
Reest	OP:	0	0									
	OT:	-7	0	0	0	0	0	0	0	0	0	0
Mar 15	BA:	-7	-9	0	0	0	0	0	0	0	0	0
Base	OP:	0	0									
	OT:	-7	-9	0	0	0	0	0	0	0	0	0
Orig	BA:	0	0	0	0	0	0	0	0	0	0	0
Pres	OP:	0	0									
	OT:	0	0	0	0	0	0	0	0	0	0	0
Reest -	BA:	0	9	0	0	0	0	0	0	0	0	0
Mar15	OP:	0	0									
	OT:	0	9	0	0	0	0	0	0	0	0	0
Reest -	BA:	-7	0	0	0	0	0	0	0	0	0	0
Orig	OP:	0	0									
	OT:	-7	0	0	0	0	0	0	0	0	0	0



Sorted by FUNC, SFUN, TID, SUB
 (amounts in millions)

		2015	2016	2017	2018	2019	2020	2021	2022	2023	2024	2025
NATURAL RESOURCES AND ENVIRONMENT (300)												
096 8862 0 7 301 BS20 48 76 10 A												
Sequester												
Pop up												
Pres 16	BA:	7	7	0	0	0	0	0	0	0	0	0
Reest	OP:	0	0									
	OT:	7	7	0	0	0	0	0	0	0	0	0
Mar 15	BA:	7	7	9	0	0	0	0	0	0	0	0
Base	OP:	0	0									
	OT:	7	7	9	0	0	0	0	0	0	0	0
Orig	BA:	0	0	0	0	0	0	0	0	0	0	0
Pres	OP:	0	0									
	OT:	0	0	0	0	0	0	0	0	0	0	0
Reest -	BA:	0	0	-9	0	0	0	0	0	0	0	0
Mar15	OP:	0	0									
	OT:	0	0	-9	0	0	0	0	0	0	0	0
Reest -	BA:	7	7	0	0	0	0	0	0	0	0	0
Orig	OP:	0	0									
	OT:	7	7	0	0	0	0	0	0	0	0	0
Account Total for Rivers and harbors contributed funds												
Pres 16	BA:	305	317	315	321	328	335	341	348	355	363	370
Reest	OP:	262	261									
	OT:	415	423	411	367	348	330	336	343	350	357	365
Mar 15	BA:	305	308	324	321	328	335	341	348	355	363	370
Base	OP:	262	261									
	OT:	415	414	420	367	348	330	336	343	350	357	365
Orig	BA:	350	350	350	350	350	350	350	350	350	350	350
Pres	OP:	320	320									
	OT:	425	425	425	425	424	424	424	424	424	424	439
Reest -	BA:	0	9	-9	0	0	0	0	0	0	0	0
Mar15	OP:	0	0									
	OT:	0	9	-9	0	0	0	0	0	0	0	0
Reest -	BA:	-45	-33	-35	-29	-22	-15	-9	-2	5	13	20
Orig	OP:	-58	-59									
	OT:	-10	-2	-14	-58	-76	-94	-88	-81	-74	-67	-74



Sorted by FUNC, SFUN, TID, SUB
 (amounts in millions)

		2015	2016	2017	2018	2019	2020	2021	2022	2023	2024	2025
NATURAL RESOURCES AND ENVIRONMENT (300)												
Rivers and harbors contributed funds												
096 8862 8 7 301 CBO1 XX XX 20 1												
Offsetting Receipts												
Pres 16	BA:	-650	-486	-495	-505	-515	-525	-536	-547	-558	-569	-581
Reest	OP:	0	0									
	OT:	-650	-486	-495	-505	-515	-525	-536	-547	-558	-569	-581
Mar 15	BA:	-650	-486	-495	-505	-515	-525	-536	-547	-558	-569	-581
Base	OP:	0	0									
	OT:	-650	-486	-495	-505	-515	-525	-536	-547	-558	-569	-581
Orig	BA:	-350	-350	-350	-350	-350	-350	-350	-350	-350	-350	-350
Pres	OP:	0	0									
	OT:	-350	-350	-350	-350	-350	-350	-350	-350	-350	-350	-350
Reest -	BA:	0	0	0	0	0	0	0	0	0	0	0
Mar15	OP:	0	0									
	OT:	0	0	0	0	0	0	0	0	0	0	0
Reest -	BA:	-300	-136	-145	-155	-165	-175	-186	-197	-208	-219	-231
Orig	OP:	0	0									
	OT:	-300	-136	-145	-155	-165	-175	-186	-197	-208	-219	-231




Sorted by FUNC, SFUN, TID, SUB
 (amounts in millions)

		2015	2016	2017	2018	2019	2020	2021	2022	2023	2024	2025
NATURAL RESOURCES AND ENVIRONMENT (300)												
Harbor maintenance trust fund												
096 8863 0 7 301 AA02 EW EW 03 0												
Appropriation												
		construction										
Pres 16	BA:	45	57	933	952	961	971	991	1,010	1,031	1,051	1,072
Reest	OP:	0	0									
	OT:	45	57	933	952	961	971	991	1,010	1,031	1,051	1,072
Mar 15	BA:	45	46	46	47	48	49	50	51	52	54	55
Base	OP:	0	0									
	OT:	45	46	46	47	48	49	50	51	52	54	55
Orig	BA:	1,112	915	933	952	961	971	991	1,010	1,031	1,051	1,072
Pres	OP:	0	0									
	OT:	1,112	915	933	952	961	971	991	1,010	1,031	1,051	1,072
Reest -	BA:	0	11	887	905	913	922	941	959	979	997	1,017
Mar15	OP:	0	0									
	OT:	0	11	887	905	913	922	941	959	979	997	1,017
Reest -	BA:	-1,067	-858	0	0	0	0	0	0	0	0	0
Orig	OP:	0	0									
	OT:	-1,067	-858	0	0	0	0	0	0	0	0	0



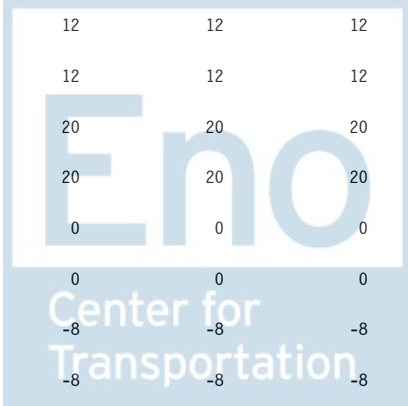
Sorted by FUNC, SFUN, TID, SUB
 (amounts in millions)

		2015	2016	2017	2018	2019	2020	2021	2022	2023	2024	2025
NATURAL RESOURCES AND ENVIRONMENT (300)												
096 8863 0 7 301 AA03 EW EW 03 0												
Appropriation												
O&M												
Pres 16	BA:	1,049	856	0	0	0	0	0	0	0	0	0
Reest	OP:	0	0									
	OT:	1,049	856	0	0	0	0	0	0	0	0	0
Mar 15	BA:	1,049	1,065	1,084	1,106	1,128	1,151	1,174	1,198	1,222	1,247	1,272
Base	OP:	0	0									
	OT:	1,049	1,065	1,084	1,106	1,128	1,151	1,174	1,198	1,222	1,247	1,272
Orig	BA:	0	0	0	0	0	0	0	0	0	0	0
Pres	OP:	0	0									
	OT:	0	0	0	0	0	0	0	0	0	0	0
Reest -	BA:	0	-209	-1,084	-1,106	-1,128	-1,151	-1,174	-1,198	-1,222	-1,247	-1,272
Mar15	OP:	0	0									
	OT:	0	-209	-1,084	-1,106	-1,128	-1,151	-1,174	-1,198	-1,222	-1,247	-1,272
Reest -	BA:	1,049	856	0	0	0	0	0	0	0	0	0
Orig	OP:	0	0									
	OT:	1,049	856	0	0	0	0	0	0	0	0	0
096 8863 0 7 301 AA05 EW EW 03 0												
Appropriation												
Miss River												
Pres 16	BA:	6	2	0	0	0	0	0	0	0	0	0
Reest	OP:	0	0									
	OT:	6	2	0	0	0	0	0	0	0	0	0
Mar 15	BA:	6	6	6	6	6	7	7	7	7	7	7
Base	OP:	0	0									
	OT:	6	6	6	6	6	7	7	7	7	7	7
Orig	BA:	0	0	0	0	0	0	0	0	0	0	0
Pres	OP:	0	0									
	OT:	0	0	0	0	0	0	0	0	0	0	0
Reest -	BA:	0	-4	-6	-6	-6	-7	-7	-7	-7	-7	-7
Mar15	OP:	0	0									
	OT:	0	-4	-6	-6	-6	-7	-7	-7	-7	-7	-7
Reest -	BA:	6	2	0	0	0	0	0	0	0	0	0
Orig	OP:	0	0									
	OT:	6	2	0	0	0	0	0	0	0	0	0



Sorted by FUNC, SFUN, TID, SUB
 (amounts in millions)

		2015	2016	2017	2018	2019	2020	2021	2022	2023	2024	2025
NATURAL RESOURCES AND ENVIRONMENT (300)												
Account Total for Harbor maintenance trust fund												
Pres 16	BA:	1,100	915	933	952	961	971	991	1,010	1,031	1,051	1,072
Reest	OP:	0	0									
	OT:	1,100	915	933	952	961	971	991	1,010	1,031	1,051	1,072
Mar 15	BA:	1,100	1,117	1,136	1,159	1,182	1,207	1,231	1,256	1,281	1,308	1,334
Base	OP:	0	0									
	OT:	1,100	1,117	1,136	1,159	1,182	1,207	1,231	1,256	1,281	1,308	1,334
Orig	BA:	1,112	915	933	952	961	971	991	1,010	1,031	1,051	1,072
Pres	OP:	0	0									
	OT:	1,112	915	933	952	961	971	991	1,010	1,031	1,051	1,072
Reest -	BA:	0	-202	-203	-207	-221	-236	-240	-246	-250	-257	-262
Mar15	OP:	0	0									
	OT:	0	-202	-203	-207	-221	-236	-240	-246	-250	-257	-262
Reest -	BA:	-12	0	0	0	0	0	0	0	0	0	0
Orig	OP:	0	0									
	OT:	-12	0	0	0	0	0	0	0	0	0	0
Permanent appropriations												
096 9921 0 2 301 BA01 48 76 10 0												
Federal Fund												
Pres 16	BA:	12	12	12	12	12	12	12	12	12	12	12
Reest	OP:	0	0									
	OT:	12	12	12	12	12	12	12	12	12	12	12
Mar 15	BA:	12	12	12	12	12	12	12	12	12	12	12
Base	OP:	0	0									
	OT:	12	12	12	12	12	12	12	12	12	12	12
Orig	BA:	15	16	20	20	20	20	20	20	20	20	20
Pres	OP:	2	1									
	OT:	17	17	21	21	20	20	20	20	20	20	20
Reest -	BA:	0	0	0	0	0	0	0	0	0	0	0
Mar15	OP:	0	0									
	OT:	0	0	0	0	0	0	0	0	0	0	0
Reest -	BA:	-3	-4	-8	-8	-8	-8	-8	-8	-8	-8	-8
Orig	OP:	-2	-1									
	OT:	-5	-5	-9	-9	-8	-8	-8	-8	-8	-8	-8



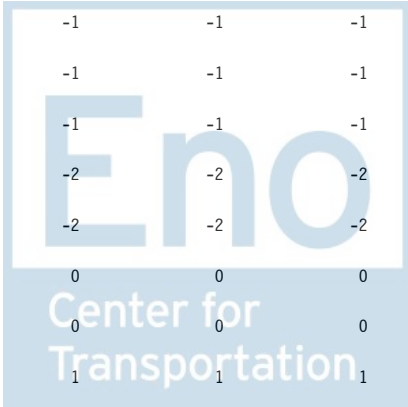
Sorted by FUNC, SFUN, TID, SUB
 (amounts in millions)

		2015	2016	2017	2018	2019	2020	2021	2022	2023	2024	2025
NATURAL RESOURCES AND ENVIRONMENT (300)												
096 9921 0 2 301 BS01 48 76 10 A												
Sequester												
Pres 16	BA:	-1	0	0	0	0	0	0	0	0	0	0
Reest	OP:	0	0									
	OT:	-1	0	0	0	0	0	0	0	0	0	0
Mar 15	BA:	-1	-1	0	0	0	0	0	0	0	0	0
Base	OP:	0	0									
	OT:	-1	-1	0	0	0	0	0	0	0	0	0
Orig	BA:	0	0	0	0	0	0	0	0	0	0	0
Pres	OP:	0	0									
	OT:	0	0	0	0	0	0	0	0	0	0	0
Reest -	BA:	0	1	0	0	0	0	0	0	0	0	0
Mar15	OP:	0	0									
	OT:	0	1	0	0	0	0	0	0	0	0	0
Reest -	BA:	-1	0	0	0	0	0	0	0	0	0	0
Orig	OP:	0	0									
	OT:	-1	0	0	0	0	0	0	0	0	0	0
Account Total for Permanent appropriations												
Pres 16	BA:	11	12	12	12	12	12	12	12	12	12	12
Reest	OP:	0	0									
	OT:	11	12	12	12	12	12	12	12	12	12	12
Mar 15	BA:	11	11	12	12	12	12	12	12	12	12	12
Base	OP:	0	0									
	OT:	11	11	12	12	12	12	12	12	12	12	12
Orig	BA:	15	16	20	20	20	20	20	20	20	20	20
Pres	OP:	2	1									
	OT:	17	17	21	21	20	20	20	20	20	20	20
Reest -	BA:	0	1	0	0	0	0	0	0	0	0	0
Mar15	OP:	0	0									
	OT:	0	1	0	0	0	0	0	0	0	0	0
Reest -	BA:	-4	-4	-8	-8	-8	-8	-8	-8	-8	-8	-8
Orig	OP:	-2	-1									
	OT:	-6	-5	-9	-9	-8	-8	-8	-8	-8	-8	-8



Sorted by FUNC, SFUN, TID, SUB
 (amounts in millions)

		2015	2016	2017	2018	2019	2020	2021	2022	2023	2024	2025
NATURAL RESOURCES AND ENVIRONMENT (300)												
Receipts from leases of lands acq. for flood control												
096 9990 8 1 301 CB01 XX XX 20 1												
Offsetting Receipts												
Pres 16	BA:	-11	-11	-11	-11	-12	-12	-12	-13	-13	-13	-13
Reest	OP:	0	0									
	OT:	-11	-11	-11	-11	-12	-12	-12	-13	-13	-13	-13
Mar 15	BA:	-11	-11	-11	-11	-12	-12	-12	-13	-13	-13	-13
Base	OP:	0	0									
	OT:	-11	-11	-11	-11	-12	-12	-12	-13	-13	-13	-13
Orig	BA:	-12	-12	-12	-12	-12	-12	-12	-12	-12	-12	-12
Pres	OP:	0	0									
	OT:	-12	-12	-12	-12	-12	-12	-12	-12	-12	-12	-12
Reest -	BA:	0	0	0	0	0	0	0	0	0	0	0
Mar15	OP:	0	0									
	OT:	0	0	0	0	0	0	0	0	0	0	0
Reest -	BA:	1	1	1	1	0	0	0	-1	-1	-1	-1
Orig	OP:	0	0									
	OT:	1	1	1	1	0	0	0	-1	-1	-1	-1
User fees, fund for non-federal use of disposal facilities												
096 9991 8 7 301 CB01 XX XX 20 0												
Offsetting Receipts												
Pres 16	BA:	-1	-1	-1	-1	-1	-1	-1	-1	-1	-1	-1
Reest	OP:	0	0									
	OT:	-1	-1	-1	-1	-1	-1	-1	-1	-1	-1	-1
Mar 15	BA:	-1	-1	-1	-1	-1	-1	-1	-1	-1	-1	-1
Base	OP:	0	0									
	OT:	-1	-1	-1	-1	-1	-1	-1	-1	-1	-1	-1
Orig	BA:	-2	-2	-2	-2	-2	-2	-2	-2	-2	-2	-2
Pres	OP:	0	0									
	OT:	-2	-2	-2	-2	-2	-2	-2	-2	-2	-2	-2
Reest -	BA:	0	0	0	0	0	0	0	0	0	0	0
Mar15	OP:	0	0									
	OT:	0	0	0	0	0	0	0	0	0	0	0
Reest -	BA:	1	1	1	1	1	1	1	1	1	1	1
Orig	OP:	0	0									
	OT:	1	1	1	1	1	1	1	1	1	1	1



Sorted by FUNC, SFUN, TID, SUB
 (amounts in millions)

		2015	2016	2017	2018	2019	2020	2021	2022	2023	2024	2025
NATURAL RESOURCES AND ENVIRONMENT (300)												
Subfunction Total for 301 Water resources (301)												
Pres 16	BA:	6,256	5,710	5,832	5,930	5,996	6,348	6,285	6,416	6,545	6,660	6,798
Reest	OP:	4,347	4,084		6,366	6,131	6,184	6,266	6,276	6,392	6,499	6,632
	OT:	8,141	7,659	7,029								
Mar 15	BA:	6,256	6,572	6,693	6,849	7,050	7,545	7,564	7,777	7,992	8,197	8,421
Base	OP:	4,347	4,084		7,285	7,151	7,318	7,491	7,590	7,795	7,988	8,208
	OT:	8,141	8,207	7,853								
Orig	BA:	6,636	5,885	6,032	6,138	6,215	6,573	6,514	6,654	6,790	6,913	7,061
Pres	OP:	7,983	8,304		8,107	7,829	7,769	7,441	7,417	7,423	7,492	7,085
	OT:	9,181	9,155	8,206								
Reest -	BA:	0	-862	-861	-919	-1,054	-1,197	-1,279	-1,361	-1,447	-1,537	-1,623
Mar15	OP:	0	0		-919	-1,020	-1,134	-1,225	-1,314	-1,403	-1,489	-1,576
	OT:	0	-548	-824								
Reest -	BA:	-380	-175	-200	-208	-219	-225	-229	-238	-245	-253	-263
Orig	OP:	-3,636	-4,220		-1,741	-1,698	-1,585	-1,175	-1,141	-1,031	-993	-453
	OT:	-1,040	-1,496	-1,177								



Sorted by FUNC, SFUN, TID, SUB
(amounts in millions)

	2015	2016	2017	2018	2019	2020	2021	2022	2023	2024	2025
NATURAL RESOURCES AND ENVIRONMENT (300)											



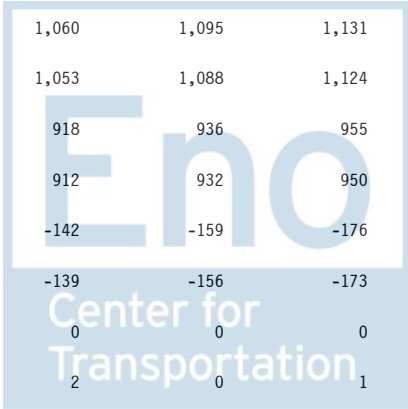
Sorted by FUNC, SFUN, TID, SUB
 (amounts in millions)

		2015	2016	2017	2018	2019	2020	2021	2022	2023	2024	2025
NATURAL RESOURCES AND ENVIRONMENT (300)												
Conservation and land management (302)												
Department of Agriculture												
Natural Resources Conservation Service												
Private Lands Conservation Operations												
012 1000 0 1 302 AA01 AR AR 03 0												
Appropriation												
Pres 16	BA:	846	831	848	865	874	881	900	918	936	955	974
Reest	OP:	139	175									
	OT:	816	840	851	862	872	880	896	914	932	951	970
Mar 15	BA:	846	871	898	928	960	993	1,026	1,060	1,095	1,131	1,168
Base	OP:	139	175									
	OT:	816	872	899	922	954	986	1,019	1,053	1,088	1,124	1,161
Orig	BA:	846	1,606	848	865	874	881	900	918	936	955	974
Pres	OP:	165	170									
	OT:	839	1,452	1,028	899	870	878	895	912	932	950	969
Reest -	BA:	0	-40	-50	-63	-86	-112	-126	-142	-159	-176	-194
Mar15	OP:	0	0									
	OT:	0	-32	-48	-60	-82	-106	-123	-139	-156	-173	-191
Reest -	BA:	0	-775	0	0	0	0	0	0	0	0	0
Orig	OP:	-26	5									
	OT:	-23	-612	-177	-37	2	2	1	2	0	1	1



Sorted by FUNC, SFUN, TID, SUB
 (amounts in millions)

		2015	2016	2017	2018	2019	2020	2021	2022	2023	2024	2025
NATURAL RESOURCES AND ENVIRONMENT (300)												
012 1000 0 1 302 AA02 AR AR 03 CH												
Appropriation												
Transfer from the Farm Security & Rural Investment Program												
Pres 16	BA:	0	775	0	0	0	0	0	0	0	0	0
Reest	OP:	0	0									
	OT:	0	620	155	0	0	0	0	0	0	0	0
Mar 15	BA:	0	0	0	0	0	0	0	0	0	0	0
Base	OP:	0	0									
	OT:	0	0	0	0	0	0	0	0	0	0	0
Orig	BA:	0	0	0	0	0	0	0	0	0	0	0
Pres	OP:	0	0									
	OT:	0	0	0	0	0	0	0	0	0	0	0
Reest -	BA:	0	775	0	0	0	0	0	0	0	0	0
Mar15	OP:	0	0									
	OT:	0	620	155	0	0	0	0	0	0	0	0
Reest -	BA:	0	775	0	0	0	0	0	0	0	0	0
Orig	OP:	0	0									
	OT:	0	620	155	0	0	0	0	0	0	0	0
Account Total for Private Lands Conservation Operations												
Pres 16	BA:	846	1,606	848	865	874	881	900	918	936	955	974
Reest	OP:	139	175									
	OT:	816	1,460	1,006	862	872	880	896	914	932	951	970
Mar 15	BA:	846	871	898	928	960	993	1,026	1,060	1,095	1,131	1,168
Base	OP:	139	175									
	OT:	816	872	899	922	954	986	1,019	1,053	1,088	1,124	1,161
Orig	BA:	846	1,606	848	865	874	881	900	918	936	955	974
Pres	OP:	165	170									
	OT:	839	1,452	1,028	899	870	878	895	912	932	950	969
Reest -	BA:	0	735	-50	-63	-86	-112	-126	-142	-159	-176	-194
Mar15	OP:	0	0									
	OT:	0	588	107	-60	-82	-106	-123	-139	-156	-173	-191
Reest -	BA:	0	0	0	0	0	0	0	0	0	0	0
Orig	OP:	-26	5									
	OT:	-23	8	-22	-37	2	2	1	2	0	1	1



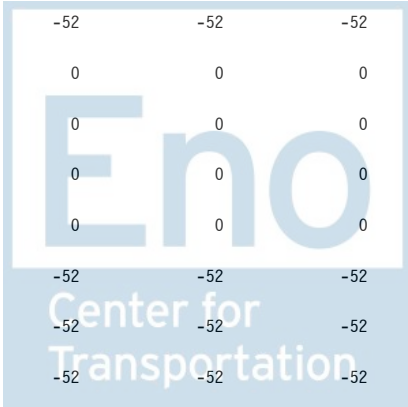
Sorted by FUNC, SFUN, TID, SUB
 (amounts in millions)

		2015	2016	2017	2018	2019	2020	2021	2022	2023	2024	2025
NATURAL RESOURCES AND ENVIRONMENT (300)												
Farm security and rural investment programs												
012 1004 0 1 302 AA01 AR AR 03 CH												
Appropriation												
Request, Sec: 713(2): EQIP												
Pres 16	BA:	0	-373	0	0	0	0	0	0	0	0	0
Reest	OP:	0	0									
	OT:	0	-87	-81	-42	-44	-39	-39	-39	-2	0	0
Mar 15	BA:	0	0	0	0	0	0	0	0	0	0	0
Base	OP:	0	0									
	OT:	0	0	0	0	0	0	0	0	0	0	0
Orig	BA:	0	-1,202	0	0	0	0	0	0	0	0	0
Pres	OP:	0	0									
	OT:	0	-877	-243	-61	-9	-6	-2	-2	0	0	0
Reest -	BA:	0	-373	0	0	0	0	0	0	0	0	0
Mar15	OP:	0	0									
	OT:	0	-87	-81	-42	-44	-39	-39	-39	-2	0	0
Reest -	BA:	0	829	0	0	0	0	0	0	0	0	0
Orig	OP:	0	0									
	OT:	0	790	162	19	-35	-33	-37	-37	-2	0	0




Sorted by FUNC, SFUN, TID, SUB
 (amounts in millions)

		2015	2016	2017	2018	2019	2020	2021	2022	2023	2024	2025
NATURAL RESOURCES AND ENVIRONMENT (300)												
012 1004 0 1 302 AA02 AR AR 03 CH												
Appropriation												
Transfer to Private Lands Conservation Operations												
Pres 16	BA:	0	-775	0	0	0	0	0	0	0	0	0
Reest	OP:	0	0									
	OT:	0	-620	-155	0	0	0	0	0	0	0	0
Mar 15	BA:	0	0	0	0	0	0	0	0	0	0	0
Base	OP:	0	0									
	OT:	0	0	0	0	0	0	0	0	0	0	0
Orig	BA:	0	0	0	0	0	0	0	0	0	0	0
Pres	OP:	0	0									
	OT:	0	0	0	0	0	0	0	0	0	0	0
Reest -	BA:	0	-775	0	0	0	0	0	0	0	0	0
Mar15	OP:	0	0									
	OT:	0	-620	-155	0	0	0	0	0	0	0	0
Reest -	BA:	0	-775	0	0	0	0	0	0	0	0	0
Orig	OP:	0	0									
	OT:	0	-620	-155	0	0	0	0	0	0	0	0
012 1004 0 1 302 AA04 AR AR 03 CH												
Appropriation												
Request, Sec: 713(3): Conservation Stewardship Program												
Pres 16	BA:	0	-3	-53	-53	-52	-52	-52	-52	-52	-52	-52
Reest	OP:	0	0									
	OT:	0	-3	-53	-53	-52	-52	-52	-52	-52	-52	-52
Mar 15	BA:	0	0	0	0	0	0	0	0	0	0	0
Base	OP:	0	0									
	OT:	0	0	0	0	0	0	0	0	0	0	0
Orig	BA:	0	0	0	0	0	0	0	0	0	0	0
Pres	OP:	0	0									
	OT:	0	0	0	0	0	0	0	0	0	0	0
Reest -	BA:	0	-3	-53	-53	-52	-52	-52	-52	-52	-52	-52
Mar15	OP:	0	0									
	OT:	0	-3	-53	-53	-52	-52	-52	-52	-52	-52	-52
Reest -	BA:	0	-3	-53	-53	-52	-52	-52	-52	-52	-52	-52
Orig	OP:	0	0									
	OT:	0	-3	-53	-53	-52	-52	-52	-52	-52	-52	-52




Sorted by FUNC, SFUN, TID, SUB
 (amounts in millions)

		2015	2016	2017	2018	2019	2020	2021	2022	2023	2024	2025
NATURAL RESOURCES AND ENVIRONMENT (300)												
012 1004 0 1 302 BA01 20 64 10 N												
Federal Fund												
Pres 16	BA:	3,275	3,738	3,809	3,846	1,893	1,878	1,513	1,293	1,100	878	703
Reest	OP:	0	0									
	OT:	3,601	3,402	3,648	3,808	3,389	2,869	2,292	1,877	1,468	1,062	706
Mar 15	BA:	3,275	3,738	3,809	3,846	1,893	1,878	1,513	1,293	1,100	878	703
Base	OP:	0	0									
	OT:	3,601	3,402	3,648	3,808	3,389	2,869	2,292	1,877	1,468	1,062	706
Orig	BA:	3,072	3,907	4,123	4,026	4,206	4,476	4,677	3,844	3,853	3,853	3,853
Pres	OP:	3,333	3,805									
	OT:	4,024	4,647	3,971	4,486	4,577	4,381	3,925	3,874	3,844	3,853	3,085
Reest -	BA:	0	0	0	0	0	0	0	0	0	0	0
Mar15	OP:	0	0									
	OT:	0	0	0	0	0	0	0	0	0	0	0
Reest -	BA:	203	-169	-314	-180	-2,313	-2,598	-3,164	-2,551	-2,753	-2,975	-3,150
Orig	OP:	-3,333	-3,805									
	OT:	-423	-1,245	-323	-678	-1,188	-1,512	-1,633	-1,997	-2,376	-2,791	-2,379
012 1004 0 1 302 BS01 20 64 10 A												
Sequester												
Pres 16	BA:	-246	0	0	0	0	0	0	0	0	0	0
Reest	OP:	-17	-50									
	OT:	-149	-50	-27	-24	-21	-12	-12	0	0	0	0
Mar 15	BA:	-246	-239	0	0	0	0	0	0	0	0	0
Base	OP:	-17	-50									
	OT:	-149	-178	-67	-42	-35	-27	-24	-12	0	0	0
Orig	BA:	0	0	0	0	0	0	0	0	0	0	0
Pres	OP:	0	0									
	OT:	0	0	0	0	0	0	0	0	0	0	0
Reest -	BA:	0	239	0	0	0	0	0	0	0	0	0
Mar15	OP:	0	0									
	OT:	0	128	40	18	14	15	12	12	0	0	0
Reest -	BA:	-246	0	0	0	0	0	0	0	0	0	0
Orig	OP:	-17	-50									
	OT:	-149	-50	-27	-24	-21	-12	-12	0	0	0	0



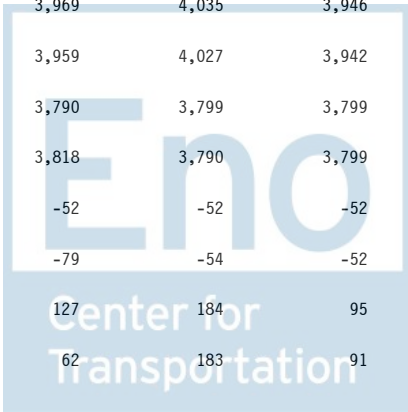
Sorted by FUNC, SFUN, TID, SUB
 (amounts in millions)

		2015	2016	2017	2018	2019	2020	2021	2022	2023	2024	2025
NATURAL RESOURCES AND ENVIRONMENT (300)												
012 1004 0 1 302 CB01 20 64 20 N												
Offsetting Receipts												
Conservation Tech Asst User Fee												
Pres 16	BA:	-4	-4	-4	-4	-4	-4	-4	-4	-4	-4	-4
Reest	OP:	0	0									
	OT:	-4	-4	-4	-4	-4	-4	-4	-4	-4	-4	-4
Mar 15	BA:	-4	-4	-4	-4	-4	-4	-4	-4	-4	-4	-4
Base	OP:	0	0									
	OT:	-4	-4	-4	-4	-4	-4	-4	-4	-4	-4	-4
Orig	BA:	0	0	0	0	0	0	0	0	0	0	0
Pres	OP:	0	0									
	OT:	0	0	0	0	0	0	0	0	0	0	0
Reest -	BA:	0	0	0	0	0	0	0	0	0	0	0
Mar15	OP:	0	0									
	OT:	0	0	0	0	0	0	0	0	0	0	0
Reest -	BA:	-4	-4	-4	-4	-4	-4	-4	-4	-4	-4	-4
Orig	OP:	0	0									
	OT:	-4	-4	-4	-4	-4	-4	-4	-4	-4	-4	-4
012 1004 0 1 302 EA01 20 64 10												
Proposed Legislation												
Pres 16	BA:	0	0	0	0	0	0	0	0	0	0	0
Reest	OP:	0	0									
	OT:	0	0	0	0	0	0	0	0	0	0	0
Mar 15	BA:	0	0	0	0	0	0	0	0	0	0	0
Base	OP:	0	0									
	OT:	0	0	0	0	0	0	0	0	0	0	0
Orig	BA:	0	0	-54	-54	-54	-54	-54	-54	-54	-54	-54
Pres	OP:	0	0									
	OT:	0	0	-54	-54	-54	-54	-54	-54	-54	-54	-54
Reest -	BA:	0	0	0	0	0	0	0	0	0	0	0
Mar15	OP:	0	0									
	OT:	0	0	0	0	0	0	0	0	0	0	0
Reest -	BA:	0	0	54	54	54	54	54	54	54	54	54
Orig	OP:	0	0									
	OT:	0	0	54	54	54	54	54	54	54	54	54



Sorted by FUNC, SFUN, TID, SUB
 (amounts in millions)

		2015	2016	2017	2018	2019	2020	2021	2022	2023	2024	2025
NATURAL RESOURCES AND ENVIRONMENT (300)												
012 1004 0 1 302 EB01 20 64 10 N												
Legislation assumed in baseline												
Pres 16	BA:	0	0	0	0	2,109	2,430	2,561	2,680	2,939	3,072	3,321
Reest	OP:	0	0									
	OT:	0	0	0	0	546	1,378	1,754	2,098	2,563	2,884	3,320
Mar 15	BA:	0	0	0	0	2,109	2,430	2,561	2,680	2,939	3,072	3,321
Base	OP:	0	0									
	OT:	0	0	0	0	546	1,378	1,754	2,098	2,563	2,884	3,320
Orig	BA:	0	0	0	0	0	0	0	0	0	0	0
Pres	OP:	0	0									
	OT:	0	0	0	0	0	0	0	0	0	0	0
Reest -	BA:	0	0	0	0	0	0	0	0	0	0	0
Mar15	OP:	0	0									
	OT:	0	0	0	0	0	0	0	0	0	0	0
Reest -	BA:	0	0	0	0	2,109	2,430	2,561	2,680	2,939	3,072	3,321
Orig	OP:	0	0									
	OT:	0	0	0	0	546	1,378	1,754	2,098	2,563	2,884	3,320
Account Total for Farm security and rural investment programs												
Pres 16	BA:	3,025	2,583	3,752	3,789	3,946	4,252	4,018	3,917	3,983	3,894	3,968
Reest	OP:	-17	-50									
	OT:	3,448	2,638	3,328	3,685	3,814	4,140	3,939	3,880	3,973	3,890	3,970
Mar 15	BA:	3,025	3,495	3,805	3,842	3,998	4,304	4,070	3,969	4,035	3,946	4,020
Base	OP:	-17	-50									
	OT:	3,448	3,220	3,577	3,762	3,896	4,216	4,018	3,959	4,027	3,942	4,022
Orig	BA:	3,072	2,705	4,069	3,972	4,152	4,422	4,623	3,790	3,799	3,799	3,799
Pres	OP:	3,333	3,805									
	OT:	4,024	3,770	3,674	4,371	4,514	4,321	3,869	3,818	3,790	3,799	3,031
Reest -	BA:	0	-912	-53	-53	-52	-52	-52	-52	-52	-52	-52
Mar15	OP:	0	0									
	OT:	0	-582	-249	-77	-82	-76	-79	-79	-54	-52	-52
Reest -	BA:	-47	-122	-317	-183	-206	-170	-605	127	184	95	169
Orig	OP:	-3,350	-3,855									
	OT:	-576	-1,132	-346	-686	-700	-181	70	62	183	91	939



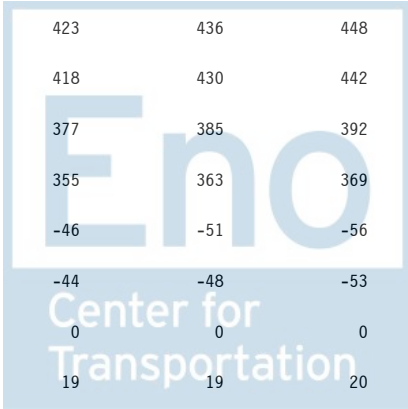
Sorted by FUNC, SFUN, TID, SUB
 (amounts in millions)

		2015	2016	2017	2018	2019	2020	2021	2022	2023	2024	2025
NATURAL RESOURCES AND ENVIRONMENT (300)												
Forest Service												
Capital improvement and maintenance												
012 1103 0 1 302 AA01 IN IN 03 0												
Appropriation												
Pres 16	BA:	360	342	350	356	360	363	370	377	385	392	401
Reest	OP:	112	97									
	OT:	357	330	349	353	358	362	367	374	382	389	397
Mar 15	BA:	360	369	379	391	403	416	428	441	455	468	482
Base	OP:	112	97									
	OT:	357	348	375	386	398	411	423	436	449	462	476
Orig	BA:	345	342	350	356	360	363	370	377	385	392	401
Pres	OP:	142	120									
	OT:	356	332	330	335	340	344	349	355	363	369	379
Reest -	BA:	0	-27	-29	-35	-43	-53	-58	-64	-70	-76	-81
Mar15	OP:	0	0									
	OT:	0	-18	-26	-33	-40	-49	-56	-62	-67	-73	-79
Reest -	BA:	15	0	0	0	0	0	0	0	0	0	0
Orig	OP:	-30	-23									
	OT:	1	-2	19	18	18	18	18	19	19	20	18




Sorted by FUNC, SFUN, TID, SUB
 (amounts in millions)

		2015	2016	2017	2018	2019	2020	2021	2022	2023	2024	2025
NATURAL RESOURCES AND ENVIRONMENT (300)												
012 1103 0 1 302 AA02 IN IN 03 0												
Appropriation												
transfer to National Forest System for IRR												
Pres 16	BA:	-15	0	0	0	0	0	0	0	0	0	0
Reest	OP:	-4	-4									
	OT:	-14	-4	-2	0	0	0	0	0	0	0	0
Mar 15	BA:	-15	-15	-16	-16	-17	-17	-18	-18	-19	-20	-20
Base	OP:	-4	-4									
	OT:	-14	-14	-16	-16	-17	-17	-18	-18	-19	-20	-20
Orig	BA:	0	0	0	0	0	0	0	0	0	0	0
Pres	OP:	0	0									
	OT:	0	0	0	0	0	0	0	0	0	0	0
Reest -	BA:	0	15	16	16	17	17	18	18	19	20	20
Mar15	OP:	0	0									
	OT:	0	10	14	16	17	17	18	18	19	20	20
Reest -	BA:	-15	0	0	0	0	0	0	0	0	0	0
Orig	OP:	-4	-4									
	OT:	-14	-4	-2	0	0	0	0	0	0	0	0
Account Total for Capital improvement and maintenance												
Pres 16	BA:	345	342	350	356	360	363	370	377	385	392	401
Reest	OP:	108	93									
	OT:	343	326	347	353	358	362	367	374	382	389	397
Mar 15	BA:	345	354	363	375	386	399	410	423	436	448	462
Base	OP:	108	93						418	430	442	456
	OT:	343	334	359	370	381	394	405	377	385	392	401
Orig	BA:	345	342	350	356	360	363	370	355	363	369	379
Pres	OP:	142	120						355	363	369	379
	OT:	356	332	330	335	340	344	349	-46	-51	-56	-61
Reest -	BA:	0	-12	-13	-19	-26	-36	-40	-44	-48	-53	-59
Mar15	OP:	0	0						0	0	0	0
	OT:	0	-8	-12	-17	-23	-32	-38	0	0	0	0
Reest -	BA:	0	0	0	0	0	0	0	19	19	20	18
Orig	OP:	-34	-27									
	OT:	-13	-6	17	18	18	18	18				



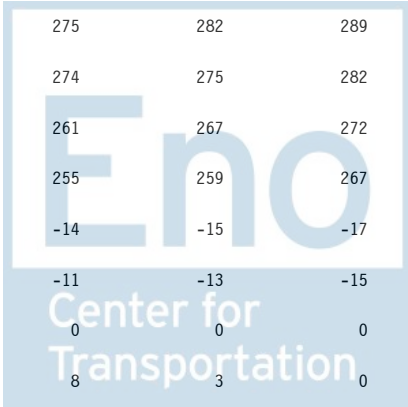
Sorted by FUNC, SFUN, TID, SUB
 (amounts in millions)

		2015	2016	2017	2018	2019	2020	2021	2022	2023	2024	2025
NATURAL RESOURCES AND ENVIRONMENT (300)												
Forest and rangeland research												
012 1104 0 1 302 AA01 IN IN 03 0												
Appropriation												
Pres 16	BA:	296	292	325	332	335	339	346	352	359	366	373
Reest	OP:	73	83									
	OT:	295	302	320	329	334	338	344	350	357	364	371
Mar 15	BA:	296	305	314	325	336	347	359	371	383	396	409
Base	OP:	73	83									
	OT:	295	312	314	322	333	344	355	367	379	392	405
Orig	BA:	323	319	325	332	335	339	346	352	359	366	373
Pres	OP:	103	72									
	OT:	357	323	331	331	334	338	345	351	356	364	371
Reest -	BA:	0	-13	11	7	-1	-8	-13	-19	-24	-30	-36
Mar15	OP:	0	0									
	OT:	0	-10	6	7	1	-6	-11	-17	-22	-28	-34
Reest -	BA:	-27	-27	0	0	0	0	0	0	0	0	0
Orig	OP:	-30	11									
	OT:	-62	-21	-11	-2	0	0	-1	-1	1	0	0
012 1104 0 1 302 AA02 IN IN 03 0												
Appropriation												
transferred from Wildland Fire Management												
Pres 16	BA:	27	27	0	0	0	0	0	0	0	0	0
Reest	OP:	6	6									
	OT:	26	26	7	1	0	0	0	0	0	0	0
Mar 15	BA:	27	28	29	30	31	32	33	34	35	36	37
Base	OP:	6	6									
	OT:	26	27	29	30	31	32	33	34	35	36	37
Orig	BA:	0	0	0	0	0	0	0	0	0	0	0
Pres	OP:	0	0									
	OT:	0	0	0	0	0	0	0	0	0	0	0
Reest -	BA:	0	-1	-29	-30	-31	-32	-33	-34	-35	-36	-37
Mar15	OP:	0	0									
	OT:	0	-1	-22	-29	-31	-32	-33	-34	-35	-36	-37
Reest -	BA:	27	27	0	0	0	0	0	0	0	0	0
Orig	OP:	6	6									
	OT:	26	26	7	1	0	0	0	0	0	0	0




Sorted by FUNC, SFUN, TID, SUB
 (amounts in millions)

		2015	2016	2017	2018	2019	2020	2021	2022	2023	2024	2025
NATURAL RESOURCES AND ENVIRONMENT (300)												
Account Total for Forest and rangeland research												
Pres 16	BA:	323	319	325	332	335	339	346	352	359	366	373
Reest	OP:	79	89									
	OT:	321	328	327	330	334	338	344	350	357	364	371
Mar 15	BA:	323	333	343	355	367	379	392	405	418	432	446
Base	OP:	79	89									
	OT:	321	339	343	352	364	376	388	401	414	428	442
Orig	BA:	323	319	325	332	335	339	346	352	359	366	373
Pres	OP:	103	72									
	OT:	357	323	331	331	334	338	345	351	356	364	371
Reest -	BA:	0	-14	-18	-23	-32	-40	-46	-53	-59	-66	-73
Mar15	OP:	0	0									
	OT:	0	-11	-16	-22	-30	-38	-44	-51	-57	-64	-71
Reest -	BA:	0	0	0	0	0	0	0	0	0	0	0
Orig	OP:	-24	17									
	OT:	-36	5	-4	-1	0	0	-1	-1	1	0	0
State and private forestry												
012 1105 0 1 302 AA01 IN IN 03 0												
Appropriation												
Pres 16	BA:	233	237	242	246	249	252	257	261	267	272	277
Reest	OP:	169	155									
	OT:	274	262	262	265	266	267	266	263	262	267	272
Mar 15	BA:	233	238	243	249	255	262	268	275	282	289	296
Base	OP:	169	155									
	OT:	274	262	263	267	270	273	274	274	275	282	289
Orig	BA:	233	237	242	246	249	252	257	261	267	272	277
Pres	OP:	225	233									
	OT:	286	295	289	272	245	247	251	255	259	267	270
Reest -	BA:	0	-1	-1	-3	-6	-10	-11	-14	-15	-17	-19
Mar15	OP:	0	0									
	OT:	0	0	-1	-2	-4	-6	-8	-11	-13	-15	-17
Reest -	BA:	0	0	0	0	0	0	0	0	0	0	0
Orig	OP:	-56	-78									
	OT:	-12	-33	-27	-7	21	20	15	8	3	0	2



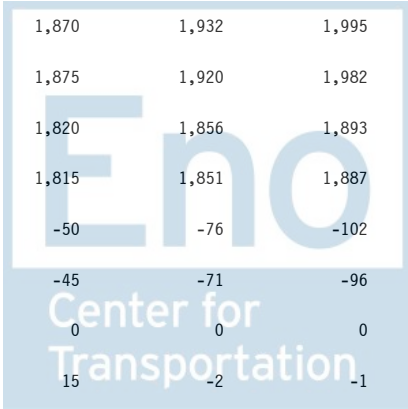
Sorted by FUNC, SFUN, TID, SUB
 (amounts in millions)

		2015	2016	2017	2018	2019	2020	2021	2022	2023	2024	2025
NATURAL RESOURCES AND ENVIRONMENT (300)												
012 1105 0 1 302 AA02 IN IN 03 0												
Appropriation												
Pres 16	BA:	0	0	0	0	0	0	0	0	0	0	0
Reest	OP:	28	13									
	OT:	28	13	4	0	0	0	0	0	0	0	0
Mar 15	BA:	0	0	0	0	0	0	0	0	0	0	0
Base	OP:	28	13									
	OT:	28	13	4	0	0	0	0	0	0	0	0
Orig	BA:	0	0	0	0	0	0	0	0	0	0	0
Pres	OP:	0	0									
	OT:	0	0	0	0	0	0	0	0	0	0	0
Reest -	BA:	0	0	0	0	0	0	0	0	0	0	0
Mar15	OP:	0	0									
	OT:	0	0	0	0	0	0	0	0	0	0	0
Reest -	BA:	0	0	0	0	0	0	0	0	0	0	0
Orig	OP:	28	13									
	OT:	28	13	4	0	0	0	0	0	0	0	0
012 1105 0 1 302 EA01 20 64 10												
Proposed Legislation												
Pres 16	BA:	0	39	0	0	0	0	0	0	0	0	0
Reest	OP:	0	0									
	OT:	0	18	10	6	4	2	0	0	0	0	0
Mar 15	BA:	0	0	0	0	0	0	0	0	0	0	0
Base	OP:	0	0									
	OT:	0	0	0	0	0	0	0	0	0	0	0
Orig	BA:	0	39	0	0	0	0	0	0	0	0	0
Pres	OP:	0	0									
	OT:	0	10	12	8	8	2	0	0	0	0	0
Reest -	BA:	0	39	0	0	0	0	0	0	0	0	0
Mar15	OP:	0	0									
	OT:	0	18	10	6	4	2	0	0	0	0	0
Reest -	BA:	0	0	0	0	0	0	0	0	0	0	0
Orig	OP:	0	0									
	OT:	0	8	-2	-2	-4	0	0	0	0	0	0



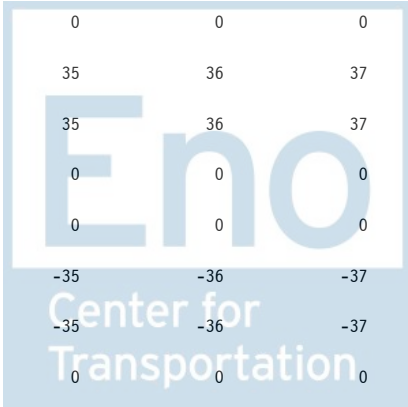
Sorted by FUNC, SFUN, TID, SUB
 (amounts in millions)

		2015	2016	2017	2018	2019	2020	2021	2022	2023	2024	2025
NATURAL RESOURCES AND ENVIRONMENT (300)												
Account Total for State and private forestry												
Pres 16	BA:	233	276	242	246	249	252	257	261	267	272	277
Reest	OP:	197	168									
	OT:	302	293	276	271	270	269	266	263	262	267	272
Mar 15	BA:	233	238	243	249	255	262	268	275	282	289	296
Base	OP:	197	168									
	OT:	302	275	267	267	270	273	274	274	275	282	289
Orig	BA:	233	276	242	246	249	252	257	261	267	272	277
Pres	OP:	225	233									
	OT:	286	305	301	280	253	249	251	255	259	267	270
Reest -	BA:	0	38	-1	-3	-6	-10	-11	-14	-15	-17	-19
Mar15	OP:	0	0									
	OT:	0	18	9	4	0	-4	-8	-11	-13	-15	-17
Reest -	BA:	0	0	0	0	0	0	0	0	0	0	0
Orig	OP:	-28	-65									
	OT:	16	-12	-25	-9	17	20	15	8	3	0	2
National forest system												
012 1106 0 1 302 AA01 IN IN 03 0												
Appropriation												
Pres 16	BA:	1,494	1,648	1,681	1,715	1,732	1,750	1,784	1,820	1,856	1,893	1,931
Reest	OP:	261	262									
	OT:	1,501	1,630	1,687	1,725	1,745	1,763	1,795	1,830	1,849	1,886	1,923
Mar 15	BA:	1,494	1,537	1,585	1,639	1,694	1,752	1,810	1,870	1,932	1,995	2,059
Base	OP:	261	262									
	OT:	1,501	1,538	1,592	1,645	1,700	1,757	1,815	1,875	1,920	1,982	2,046
Orig	BA:	1,537	1,648	1,681	1,715	1,732	1,750	1,784	1,820	1,856	1,893	1,931
Pres	OP:	399	310									
	OT:	1,696	1,700	1,676	1,710	1,729	1,749	1,778	1,815	1,851	1,887	1,925
Reest -	BA:	0	111	96	76	38	-2	-26	-50	-76	-102	-128
Mar15	OP:	0	0									
	OT:	0	92	95	80	45	6	-20	-45	-71	-96	-123
Reest -	BA:	-43	0	0	0	0	0	0	0	0	0	0
Orig	OP:	-138	-48									
	OT:	-195	-70	11	15	16	14	17	15	-2	-1	-2



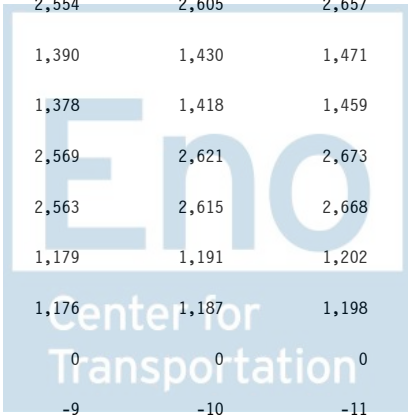
Sorted by FUNC, SFUN, TID, SUB
 (amounts in millions)

		2015	2016	2017	2018	2019	2020	2021	2022	2023	2024	2025
NATURAL RESOURCES AND ENVIRONMENT (300)												
012 1106 0 1 302 AA02 IN IN 03 0												
Appropriation												
transfer from CI&M for IRR												
Pres 16	BA:	15	0	0	0	0	0	0	0	0	0	0
Reest	OP:	6	3									
	OT:	18	3	0	0	0	0	0	0	0	0	0
Mar 15	BA:	15	15	16	16	17	18	18	19	19	20	21
Base	OP:	6	3									
	OT:	18	15	16	16	17	18	18	19	19	20	21
Orig	BA:	0	0	0	0	0	0	0	0	0	0	0
Pres	OP:	0	0									
	OT:	0	0	0	0	0	0	0	0	0	0	0
Reest -	BA:	0	-15	-16	-16	-17	-18	-18	-19	-19	-20	-21
Mar15	OP:	0	0									
	OT:	0	-12	-16	-16	-17	-18	-18	-19	-19	-20	-21
Reest -	BA:	15	0	0	0	0	0	0	0	0	0	0
Orig	OP:	6	3									
	OT:	18	3	0	0	0	0	0	0	0	0	0
012 1106 0 1 302 AA03 IN IN 03 0												
Appropriation												
transfer from Wildland Fire for IRR												
Pres 16	BA:	28	0	0	0	0	0	0	0	0	0	0
Reest	OP:	0	4									
	OT:	23	4	1	0	0	0	0	0	0	0	0
Mar 15	BA:	28	29	30	31	32	33	34	35	36	37	39
Base	OP:	0	4									
	OT:	23	28	30	31	32	33	34	35	36	37	39
Orig	BA:	0	0	0	0	0	0	0	0	0	0	0
Pres	OP:	0	0									
	OT:	0	0	0	0	0	0	0	0	0	0	0
Reest -	BA:	0	-29	-30	-31	-32	-33	-34	-35	-36	-37	-39
Mar15	OP:	0	0									
	OT:	0	-24	-29	-31	-32	-33	-34	-35	-36	-37	-39
Reest -	BA:	28	0	0	0	0	0	0	0	0	0	0
Orig	OP:	0	4									
	OT:	23	4	1	0	0	0	0	0	0	0	0



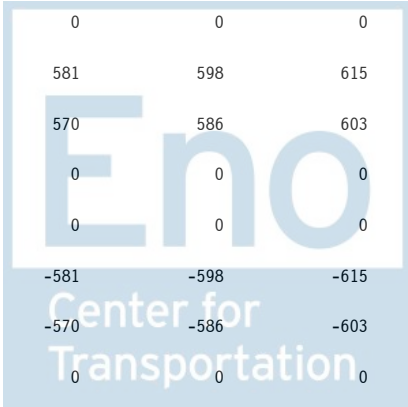
Sorted by FUNC, SFUN, TID, SUB
 (amounts in millions)

		2015	2016	2017	2018	2019	2020	2021	2022	2023	2024	2025
NATURAL RESOURCES AND ENVIRONMENT (300)												
Account Total for National forest system												
Pres 16	BA:	1,537	1,648	1,681	1,715	1,732	1,750	1,784	1,820	1,856	1,893	1,931
Reest	OP:	267	269									
	OT:	1,542	1,637	1,688	1,725	1,745	1,763	1,795	1,830	1,849	1,886	1,923
Mar 15	BA:	1,537	1,581	1,631	1,686	1,743	1,803	1,862	1,924	1,987	2,052	2,119
Base	OP:	267	269									
	OT:	1,542	1,581	1,638	1,692	1,749	1,808	1,867	1,929	1,975	2,039	2,106
Orig	BA:	1,537	1,648	1,681	1,715	1,732	1,750	1,784	1,820	1,856	1,893	1,931
Pres	OP:	399	310									
	OT:	1,696	1,700	1,676	1,710	1,729	1,749	1,778	1,815	1,851	1,887	1,925
Reest -	BA:	0	67	50	29	-11	-53	-78	-104	-131	-159	-188
Mar15	OP:	0	0									
	OT:	0	56	50	33	-4	-45	-72	-99	-126	-153	-183
Reest -	BA:	0	0	0	0	0	0	0	0	0	0	0
Orig	OP:	-132	-41									
	OT:	-154	-63	12	15	16	14	17	15	-2	-1	-2
Wildland fire management												
012 1115 0 1 302 AA01 IN IN 03 0												
Appropriation												
Preparedness												
Pres 16	BA:	1,146	1,083	2,375	2,421	2,445	2,471	2,518	2,569	2,621	2,673	2,727
Reest	OP:	417	344									
	OT:	1,219	1,102	1,987	2,407	2,438	2,463	2,504	2,554	2,605	2,657	2,711
Mar 15	BA:	1,146	1,173	1,204	1,240	1,276	1,313	1,351	1,390	1,430	1,471	1,513
Base	OP:	417	344									
	OT:	1,219	1,165	1,195	1,229	1,265	1,302	1,340	1,378	1,418	1,459	1,500
Orig	BA:	2,581	2,327	2,375	2,421	2,445	2,471	2,518	2,569	2,621	2,673	2,727
Pres	OP:	776	417									
	OT:	3,073	2,485	2,370	2,416	2,441	2,468	2,513	2,563	2,615	2,668	2,720
Reest -	BA:	0	-90	1,171	1,181	1,169	1,158	1,167	1,179	1,191	1,202	1,214
Mar15	OP:	0	0									
	OT:	0	-63	792	1,178	1,173	1,161	1,164	1,176	1,187	1,198	1,211
Reest -	BA:	-1,435	-1,244	0	0	0	0	0	0	0	0	0
Orig	OP:	-359	-73									
	OT:	-1,854	-1,383	-383	-9	-3	-5	-9	-9	-10	-11	-9



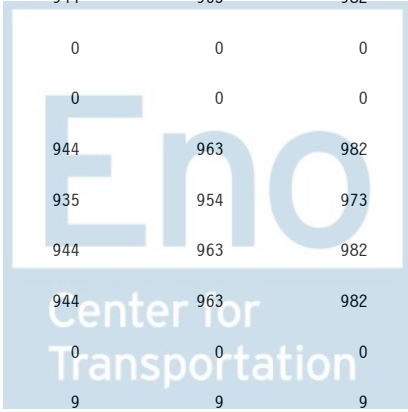
Sorted by FUNC, SFUN, TID, SUB
 (amounts in millions)

		2015	2016	2017	2018	2019	2020	2021	2022	2023	2024	2025
NATURAL RESOURCES AND ENVIRONMENT (300)												
012 1115 0 1 302 AA02 IN IN 03 0												
Appropriation												
Suppression												
Pres 16	BA:	1,011	795	0	0	0	0	0	0	0	0	0
Reest	OP:	0	0									
	OT:	1,011	795	0	0	0	0	0	0	0	0	0
Mar 15	BA:	1,011	1,035	1,063	1,094	1,126	1,158	1,192	1,227	1,262	1,298	1,335
Base	OP:	0	0									
	OT:	1,011	1,035	1,063	1,094	1,126	1,158	1,192	1,227	1,262	1,298	1,335
Orig	BA:	0	0	0	0	0	0	0	0	0	0	0
Pres	OP:	0	0									
	OT:	0	0	0	0	0	0	0	0	0	0	0
Reest -	BA:	0	-240	-1,063	-1,094	-1,126	-1,158	-1,192	-1,227	-1,262	-1,298	-1,335
Mar15	OP:	0	0									
	OT:	0	-240	-1,063	-1,094	-1,126	-1,158	-1,192	-1,227	-1,262	-1,298	-1,335
Reest -	BA:	1,011	795	0	0	0	0	0	0	0	0	0
Orig	OP:	0	0									
	OT:	1,011	795	0	0	0	0	0	0	0	0	0
012 1115 0 1 302 AA04 IN IN 03 0												
Appropriation												
Other Operations												
Pres 16	BA:	479	476	0	0	0	0	0	0	0	0	0
Reest	OP:	213	229									
	OT:	453	467	239	95	0	0	0	0	0	0	0
Mar 15	BA:	479	490	503	518	533	549	565	581	598	615	632
Base	OP:	213	229									
	OT:	453	474	494	508	523	538	554	570	586	603	620
Orig	BA:	0	0	0	0	0	0	0	0	0	0	0
Pres	OP:	0	0									
	OT:	0	0	0	0	0	0	0	0	0	0	0
Reest -	BA:	0	-14	-503	-518	-533	-549	-565	-581	-598	-615	-632
Mar15	OP:	0	0									
	OT:	0	-7	-255	-413	-523	-538	-554	-570	-586	-603	-620
Reest -	BA:	479	476	0	0	0	0	0	0	0	0	0
Orig	OP:	213	229									
	OT:	453	467	239	95	0	0	0	0	0	0	0



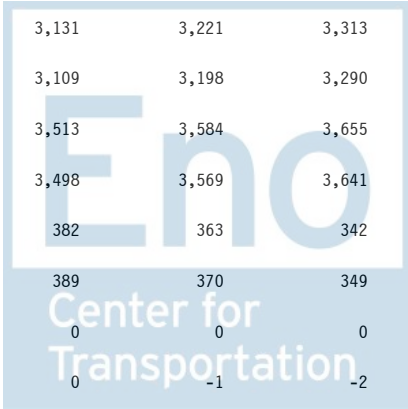
Sorted by FUNC, SFUN, TID, SUB
 (amounts in millions)

		2015	2016	2017	2018	2019	2020	2021	2022	2023	2024	2025
NATURAL RESOURCES AND ENVIRONMENT (300)												
012 1115 0 1 302 AA05 IN IN 03 0												
Appropriation												
transfer to NFS for IRR												
Pres 16	BA:	-28	0	0	0	0	0	0	0	0	0	0
Reest	OP:	0	0									
	OT:	-28	0	0	0	0	0	0	0	0	0	0
Mar 15	BA:	-28	-29	-29	-30	-31	-32	-33	-34	-35	-36	-37
Base	OP:	0	0									
	OT:	-28	-29	-29	-30	-31	-32	-33	-34	-35	-36	-37
Orig	BA:	0	0	0	0	0	0	0	0	0	0	0
Pres	OP:	0	0									
	OT:	0	0	0	0	0	0	0	0	0	0	0
Reest -	BA:	0	29	29	30	31	32	33	34	35	36	37
Mar15	OP:	0	0									
	OT:	0	29	29	30	31	32	33	34	35	36	37
Reest -	BA:	-28	0	0	0	0	0	0	0	0	0	0
Orig	OP:	0	0									
	OT:	-28	0	0	0	0	0	0	0	0	0	0
012 1115 0 1 302 AA07 IN IN 03 FIRE												
Appropriation												
Pres 16	BA:	0	855	872	890	898	907	926	944	963	982	1,002
Reest	OP:	0	0									
	OT:	0	855	872	890	898	907	926	944	963	982	1,002
Mar 15	BA:	0	0	0	0	0	0	0	0	0	0	0
Base	OP:	0	0									
	OT:	0	0	0	0	0	0	0	0	0	0	0
Orig	BA:	0	855	872	890	898	907	926	944	963	982	1,002
Pres	OP:	0	0									
	OT:	0	428	864	881	894	903	917	935	954	973	992
Reest -	BA:	0	855	872	890	898	907	926	944	963	982	1,002
Mar15	OP:	0	0									
	OT:	0	855	872	890	898	907	926	944	963	982	1,002
Reest -	BA:	0	0	0	0	0	0	0	0	0	0	0
Orig	OP:	0	0									
	OT:	0	427	8	9	4	4	9	9	9	9	10



Sorted by FUNC, SFUN, TID, SUB
 (amounts in millions)

		2015	2016	2017	2018	2019	2020	2021	2022	2023	2024	2025
NATURAL RESOURCES AND ENVIRONMENT (300)												
012 1115 0 1 302 AA11 IN IN 03 0												
Appropriation												
transferred to Forest and Rangeland Research												
Pres 16	BA:	-27	-27	0	0	0	0	0	0	0	0	0
Reest	OP:	-33	-20									
	OT:	-48	-35	-15	-6	-2	-1	0	0	0	0	0
Mar 15	BA:	-27	-28	-28	-29	-30	-31	-32	-33	-34	-35	-36
Base	OP:	-33	-20									
	OT:	-48	-35	-30	-29	-29	-30	-31	-32	-33	-34	-35
Orig	BA:	0	0	0	0	0	0	0	0	0	0	0
Pres	OP:	0	0									
	OT:	0	0	0	0	0	0	0	0	0	0	0
Reest -	BA:	0	1	28	29	30	31	32	33	34	35	36
Mar15	OP:	0	0									
	OT:	0	0	15	23	27	29	31	32	33	34	35
Reest -	BA:	-27	-27	0	0	0	0	0	0	0	0	0
Orig	OP:	-33	-20									
	OT:	-48	-35	-15	-6	-2	-1	0	0	0	0	0
Account Total for Wildland fire management												
Pres 16	BA:	2,581	3,182	3,247	3,311	3,343	3,378	3,444	3,513	3,584	3,655	3,729
Reest	OP:	597	553									
	OT:	2,607	3,184	3,083	3,386	3,334	3,369	3,430	3,498	3,568	3,639	3,713
Mar 15	BA:	2,581	2,641	2,713	2,793	2,874	2,957	3,043	3,131	3,221	3,313	3,407
Base	OP:	597	553									
	OT:	2,607	2,610	2,693	2,772	2,854	2,936	3,022	3,109	3,198	3,290	3,383
Orig	BA:	2,581	3,182	3,247	3,311	3,343	3,378	3,444	3,513	3,584	3,655	3,729
Pres	OP:	776	417									
	OT:	3,073	2,913	3,234	3,297	3,335	3,371	3,430	3,498	3,569	3,641	3,712
Reest -	BA:	0	541	534	518	469	421	401	382	363	342	322
Mar15	OP:	0	0									
	OT:	0	574	390	614	480	433	408	389	370	349	330
Reest -	BA:	0	0	0	0	0	0	0	0	0	0	0
Orig	OP:	-179	136									
	OT:	-466	271	-151	89	-1	-2	0	0	-1	-2	1



Sorted by FUNC, SFUN, TID, SUB
 (amounts in millions)

		2015	2016	2017	2018	2019	2020	2021	2022	2023	2024	2025
NATURAL RESOURCES AND ENVIRONMENT (300)												
Management of national forest lands for subsistence uses												
012 1119 0 1 302 AA01 IN IN 03 0												
Appropriation												
Pres 16	BA:	3	2	3	3	3	3	3	3	3	3	4
Reest	OP:	1	1									
	OT:	3	2	3	3	3	3	3	3	3	3	4
Mar 15	BA:	3	3	3	3	3	3	4	4	4	4	4
Base	OP:	1	1									
	OT:	3	3	3	3	3	3	4	4	4	4	4
Orig	BA:	3	3	3	3	3	3	3	3	3	3	4
Pres	OP:	0	1									
	OT:	2	3	3	3	3	3	3	3	3	3	4
Reest -	BA:	0	-1	0	0	0	0	-1	-1	-1	-1	0
Mar15	OP:	0	0									
	OT:	0	-1	0	0	0	0	-1	-1	-1	-1	0
Reest -	BA:	0	-1	0	0	0	0	0	0	0	0	0
Orig	OP:	1	0									
	OT:	1	-1	0	0	0	0	0	0	0	0	0



Sorted by FUNC, SFUN, TID, SUB
 (amounts in millions)

		2015	2016	2017	2018	2019	2020	2021	2022	2023	2024	2025
NATURAL RESOURCES AND ENVIRONMENT (300)												
Farm Service Agency												
Grassroots source water protection program												
012 3304 0 1 302 AA01 AR AR 03 0												
Appropriation												
Pres 16	BA:	6	0	0	0	0	0	0	0	0	0	0
Reest	OP:	0	1									
	OT:	5	1	0	0	0	0	0	0	0	0	0
Mar 15	BA:	6	6	6	6	6	7	7	7	7	7	7
Base	OP:	0	1									
	OT:	5	6	6	6	6	7	7	7	7	7	7
Orig	BA:	6	0	0	0	0	0	0	0	0	0	0
Pres	OP:	5	0									
	OT:	11	0	0	0	0	0	0	0	0	0	0
Reest -	BA:	0	-6	-6	-6	-6	-7	-7	-7	-7	-7	-7
Mar15	OP:	0	0									
	OT:	0	-5	-6	-6	-6	-7	-7	-7	-7	-7	-7
Reest -	BA:	0	0	0	0	0	0	0	0	0	0	0
Orig	OP:	-5	1									
	OT:	-6	1	0	0	0	0	0	0	0	0	0



Sorted by FUNC, SFUN, TID, SUB
 (amounts in millions)

		2015	2016	2017	2018	2019	2020	2021	2022	2023	2024	2025
NATURAL RESOURCES AND ENVIRONMENT (300)												
Reforestation Pilot Program												
012 3305 0 1 302 AA01 AR AR 03												
Appropriation												
Pres 16	BA:	0	0	0	0	0	0	0	0	0	0	0
Reest	OP:	0	0									
	OT:	0	0	0	0	0	0	0	0	0	0	0
Mar 15	BA:	0	0	0	0	0	0	0	0	0	0	0
Base	OP:	0	0									
	OT:	0	0	0	0	0	0	0	0	0	0	0
Orig	BA:	1	0	0	0	0	0	0	0	0	0	0
Pres	OP:	0	0									
	OT:	1	0	0	0	0	0	0	0	0	0	0
Reest -	BA:	0	0	0	0	0	0	0	0	0	0	0
Mar15	OP:	0	0									
	OT:	0	0	0	0	0	0	0	0	0	0	0
Reest -	BA:	-1	0	0	0	0	0	0	0	0	0	0
Orig	OP:	0	0									
	OT:	-1	0	0	0	0	0	0	0	0	0	0



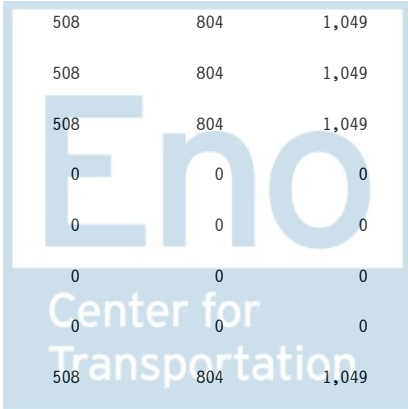
Sorted by FUNC, SFUN, TID, SUB
 (amounts in millions)

		2015	2016	2017	2018	2019	2020	2021	2022	2023	2024	2025
NATURAL RESOURCES AND ENVIRONMENT (300)												
Natural Resources Conservation Service												
Water bank program												
012 3320 0 1 302 AA01 AR AR 03 A												
Appropriation												
Pres 16	BA:	4	0	0	0	0	0	0	0	0	0	0
Reest	OP:	1	1									
	OT:	1	1	1	1	1	0	0	0	0	0	0
Mar 15	BA:	4	0	0	0	0	0	0	0	0	0	0
Base	OP:	1	1									
	OT:	1	1	1	1	1	0	0	0	0	0	0
Orig	BA:	4	0	0	0	0	0	0	0	0	0	0
Pres	OP:	3	5									
	OT:	5	5	3	0	0	0	0	0	0	0	0
Reest -	BA:	0	0	0	0	0	0	0	0	0	0	0
Mar15	OP:	0	0									
	OT:	0	0	0	0	0	0	0	0	0	0	0
Reest -	BA:	0	0	0	0	0	0	0	0	0	0	0
Orig	OP:	-2	-4									
	OT:	-4	-4	-2	1	1	0	0	0	0	0	0




Sorted by FUNC, SFUN, TID, SUB
 (amounts in millions)

		2015	2016	2017	2018	2019	2020	2021	2022	2023	2024	2025
NATURAL RESOURCES AND ENVIRONMENT (300)												
Farm Service Agency												
Commodity Credit Corporation fund												
012 4336 0 3 302 BD01 20 64 10 N												
Public Enterprise Fund												
Pres 16	BA:	1,836	1,925	1,869	1,784	1,753	1,544	1,478	1,418	1,201	1,054	819
Reest	OP:	0	0									
	OT:	1,836	1,925	1,869	1,784	1,753	1,544	1,478	1,418	1,201	1,054	819
Mar 15	BA:	1,836	1,925	1,869	1,784	1,753	1,544	1,478	1,418	1,201	1,054	819
Base	OP:	0	0									
	OT:	1,836	1,925	1,869	1,784	1,753	1,544	1,478	1,418	1,201	1,054	819
Orig	BA:	1,814	1,840	1,895	1,985	2,057	2,139	2,246	2,276	2,411	2,414	2,405
Pres	OP:	2	0									
	OT:	1,816	1,840	1,895	1,985	2,057	2,139	2,246	2,276	2,411	2,414	2,405
Reest -	BA:	0	0	0	0	0	0	0	0	0	0	0
Mar15	OP:	0	0									
	OT:	0	0	0	0	0	0	0	0	0	0	0
Reest -	BA:	22	85	-26	-201	-304	-595	-768	-858	-1,210	-1,360	-1,586
Orig	OP:	-2	0									
	OT:	20	85	-26	-201	-304	-595	-768	-858	-1,210	-1,360	-1,586
012 4336 0 3 302 EB01 20 64 10 N												
Legislation assumed in baseline												
Pres 16	BA:	0	0	0	0	0	355	538	508	804	1,049	1,331
Reest	OP:	0	0									
	OT:	0	0	0	0	0	355	538	508	804	1,049	1,331
Mar 15	BA:	0	0	0	0	0	355	538	508	804	1,049	1,331
Base	OP:	0	0									
	OT:	0	0	0	0	0	355	538	508	804	1,049	1,331
Orig	BA:	0	0	0	0	0	0	0	0	0	0	0
Pres	OP:	0	0									
	OT:	0	0	0	0	0	0	0	0	0	0	0
Reest -	BA:	0	0	0	0	0	0	0	0	0	0	0
Mar15	OP:	0	0									
	OT:	0	0	0	0	0	0	0	0	0	0	0
Reest -	BA:	0	0	0	0	0	355	538	508	804	1,049	1,331
Orig	OP:	0	0									
	OT:	0	0	0	0	0	355	538	508	804	1,049	1,331



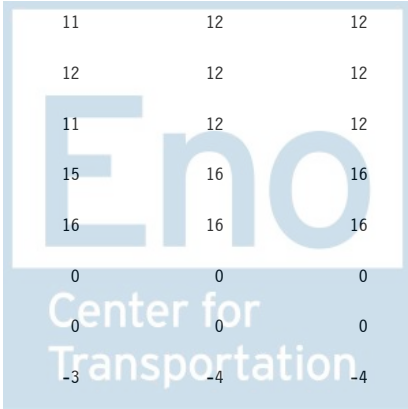
Sorted by FUNC, SFUN, TID, SUB
 (amounts in millions)

		2015	2016	2017	2018	2019	2020	2021	2022	2023	2024	2025
NATURAL RESOURCES AND ENVIRONMENT (300)												
Account Total for Commodity Credit Corporation fund												
Pres 16	BA:	1,836	1,925	1,869	1,784	1,753	1,899	2,016	1,926	2,005	2,103	2,150
Reest	OP:	0	0									
	OT:	1,836	1,925	1,869	1,784	1,753	1,899	2,016	1,926	2,005	2,103	2,150
Mar 15	BA:	1,836	1,925	1,869	1,784	1,753	1,899	2,016	1,926	2,005	2,103	2,150
Base	OP:	0	0									
	OT:	1,836	1,925	1,869	1,784	1,753	1,899	2,016	1,926	2,005	2,103	2,150
Orig	BA:	1,814	1,840	1,895	1,985	2,057	2,139	2,246	2,276	2,411	2,414	2,405
Pres	OP:	2	0									
	OT:	1,816	1,840	1,895	1,985	2,057	2,139	2,246	2,276	2,411	2,414	2,405
Reest -	BA:	0	0	0	0	0	0	0	0	0	0	0
Mar15	OP:	0	0									
	OT:	0	0	0	0	0	0	0	0	0	0	0
Reest -	BA:	22	85	-26	-201	-304	-240	-230	-350	-406	-311	-255
Orig	OP:	-2	0									
	OT:	20	85	-26	-201	-304	-240	-230	-350	-406	-311	-255
Forest Service												
Working capital fund												
012 4605 0 4 302 AA01 IN IN 03												
Appropriation												
Pres 16	BA:	0	0	0	0	0	0	0	0	0	-1	0
Reest	OP:	0	0									
	OT:	0	0	0	0	0	0	0	0	0	0	0
Mar 15	BA:	0	0	0	0	0	0	0	0	0	0	0
Base	OP:	0	0									
	OT:	0	0	0	0	0	0	0	0	0	0	0
Orig	BA:	0	0	0	0	0	0	0	0	0	-1	0
Pres	OP:	67	49									
	OT:	30	12	-1	0	-1	0	-1	-1	0	-2	-1
Reest -	BA:	0	0	0	0	0	0	0	0	0	-1	0
Mar15	OP:	0	0									
	OT:	0	0	0	0	0	0	0	0	0	0	0
Reest -	BA:	0	0	0	0	0	0	0	0	0	0	0
Orig	OP:	-67	-49									
	OT:	-30	-12	1	0	1	0	1	1	0	2	1



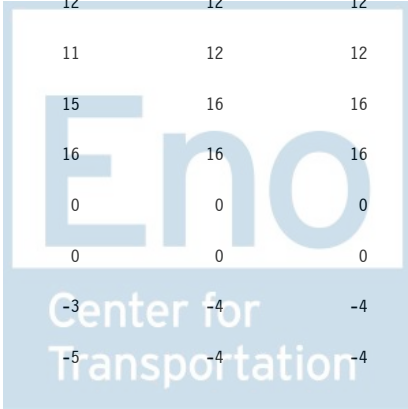
Sorted by FUNC, SFUN, TID, SUB
 (amounts in millions)

		2015	2016	2017	2018	2019	2020	2021	2022	2023	2024	2025
NATURAL RESOURCES AND ENVIRONMENT (300)												
Range betterment fund												
012 5207 0 2 302 AA01 IN IN 03 0												
Appropriation												
Pres 16	BA:	2	2	2	2	2	2	2	2	2	2	2
Reest	OP:	1	0									
	OT:	3	2	2	2	2	2	2	2	2	2	2
Mar 15	BA:	2	2	2	2	2	2	2	2	2	3	3
Base	OP:	1	0									
	OT:	3	2	2	2	2	2	2	2	2	3	3
Orig	BA:	2	2	2	2	2	2	2	2	2	2	2
Pres	OP:	0	0									
	OT:	2	2	2	2	2	2	2	2	2	2	2
Reest -	BA:	0	0	0	0	0	0	0	0	0	-1	-1
Mar15	OP:	0	0									
	OT:	0	0	0	0	0	0	0	0	0	-1	-1
Reest -	BA:	0	0	0	0	0	0	0	0	0	0	0
Orig	OP:	1	0									
	OT:	1	0	0	0	0	0	0	0	0	0	0
Stewardship contracting product sales												
012 5540 0 2 302 BA01 20 64 10 A												
Federal Fund												
Pres 16	BA:	10	10	11	11	11	11	11	11	12	12	12
Reest	OP:	8	8									
	OT:	10	10	10	11	11	11	11	11	11	12	12
Mar 15	BA:	10	10	11	11	11	11	11	11	12	12	12
Base	OP:	8	8									
	OT:	10	10	10	11	11	11	11	11	11	12	12
Orig	BA:	14	14	14	14	15	15	15	15	15	16	16
Pres	OP:	6	12									
	OT:	13	19	14	14	15	16	16	16	16	16	16
Reest -	BA:	0	0	0	0	0	0	0	0	0	0	0
Mar15	OP:	0	0									
	OT:	0	0	0	0	0	0	0	0	0	0	0
Reest -	BA:	-4	-4	-3	-3	-4	-4	-4	-4	-3	-4	-4
Orig	OP:	2	-4									
	OT:	-3	-9	-4	-3	-4	-5	-5	-5	-4	-4	-4




Sorted by FUNC, SFUN, TID, SUB
 (amounts in millions)

		2015	2016	2017	2018	2019	2020	2021	2022	2023	2024	2025
NATURAL RESOURCES AND ENVIRONMENT (300)												
012 5540 0 2 302 BS01 20 64 10 A												
Sequester												
Pres 16	BA:	-1	0	0	0	0	0	0	0	0	0	0
Reest	OP:	0	0									
	OT:	-1	0	0	0	0	0	0	0	0	0	0
Mar 15	BA:	-1	-1	0	0	0	0	0	0	0	0	0
Base	OP:	0	0									
	OT:	-1	-1	0	0	0	0	0	0	0	0	0
Orig	BA:	0	0	0	0	0	0	0	0	0	0	0
Pres	OP:	0	0									
	OT:	0	0	0	0	0	0	0	0	0	0	0
Reest -	BA:	0	1	0	0	0	0	0	0	0	0	0
Mar15	OP:	0	0									
	OT:	0	1	0	0	0	0	0	0	0	0	0
Reest -	BA:	-1	0	0	0	0	0	0	0	0	0	0
Orig	OP:	0	0									
	OT:	-1	0	0	0	0	0	0	0	0	0	0
Account Total for Stewardship contracting product sales												
Pres 16	BA:	9	10	11	11	11	11	11	12	12	12	12
Reest	OP:	8	8									
	OT:	9	10	10	11	11	11	11	11	12	12	12
Mar 15	BA:	9	9	11	11	11	11	11	12	12	12	12
Base	OP:	8	8									
	OT:	9	9	10	11	11	11	11	11	12	12	12
Orig	BA:	14	14	14	14	15	15	15	15	16	16	16
Pres	OP:	6	12									
	OT:	13	19	14	14	15	16	16	16	16	16	16
Reest -	BA:	0	1	0	0	0	0	0	0	0	0	0
Mar15	OP:	0	0									
	OT:	0	1	0	0	0	0	0	0	0	0	0
Reest -	BA:	-5	-4	-3	-3	-4	-4	-4	-4	-4	-4	-4
Orig	OP:	2	-4									
	OT:	-4	-9	-4	-3	-4	-5	-5	-5	-5	-5	-5



Sorted by FUNC, SFUN, TID, SUB
 (amounts in millions)

		2015	2016	2017	2018	2019	2020	2021	2022	2023	2024	2025
NATURAL RESOURCES AND ENVIRONMENT (300)												
Forest Service permanent appropriations												
012 9921 0 2 302 AA01 IN IN 03												
Appropriation												
Pres 16	BA:	0	0	0	0	0	0	0	0	0	0	0
Reest	OP:	0	0									
	OT:	0	0	0	0	0	0	0	0	0	0	0
Mar 15	BA:	0	0	0	0	0	0	0	0	0	0	0
Base	OP:	0	0									
	OT:	0	0	0	0	0	0	0	0	0	0	0
Orig	BA:	0	-17	0	0	0	0	0	0	0	0	0
Pres	OP:	0	0									
	OT:	0	-17	0	0	0	0	0	0	0	0	0
Reest -	BA:	0	0	0	0	0	0	0	0	0	0	0
Mar15	OP:	0	0									
	OT:	0	0	0	0	0	0	0	0	0	0	0
Reest -	BA:	0	17	0	0	0	0	0	0	0	0	0
Orig	OP:	0	0									
	OT:	0	17	0	0	0	0	0	0	0	0	0
012 9921 0 2 302 AC01 IN IN 03 CH												
Appropriation - Existing Law Change												
Deferral of Road & Trails Funds												
Pres 16	BA:	0	-17	0	0	0	0	0	0	0	0	0
Reest	OP:	0	0									
	OT:	0	-17	0	0	0	0	0	0	0	0	0
Mar 15	BA:	0	0	0	0	0	0	0	0	0	0	0
Base	OP:	0	0									
	OT:	0	0	0	0	0	0	0	0	0	0	0
Orig	BA:	0	0	0	0	0	0	0	0	0	0	0
Pres	OP:	0	0									
	OT:	0	0	0	0	0	0	0	0	0	0	0
Reest -	BA:	0	-17	0	0	0	0	0	0	0	0	0
Mar15	OP:	0	0									
	OT:	0	-17	0	0	0	0	0	0	0	0	0
Reest -	BA:	0	-17	0	0	0	0	0	0	0	0	0
Orig	OP:	0	0									
	OT:	0	-17	0	0	0	0	0	0	0	0	0



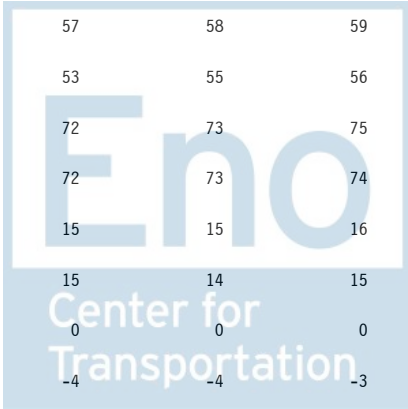
Sorted by FUNC, SFUN, TID, SUB
 (amounts in millions)

		2015	2016	2017	2018	2019	2020	2021	2022	2023	2024	2025
NATURAL RESOURCES AND ENVIRONMENT (300)												
012 9921 0 2 302 BA01 20 74 10 0												
Federal Fund												
Pres 16	BA:	64	65	66	67	69	70	72	73	75	76	78
Reest	OP:	0	0									
	OT:	64	65	66	67	69	70	72	73	75	76	78
Mar 15	BA:	64	65	66	67	69	70	72	73	75	76	78
Base	OP:	0	0									
	OT:	64	65	66	67	69	70	72	73	75	76	78
Orig	BA:	82	87	83	85	86	86	87	88	89	90	91
Pres	OP:	87	103									
	OT:	127	146	84	85	85	86	87	87	88	89	91
Reest -	BA:	0	0	0	0	0	0	0	0	0	0	0
Mar15	OP:	0	0									
	OT:	0	0	0	0	0	0	0	0	0	0	0
Reest -	BA:	-18	-22	-17	-18	-17	-16	-15	-15	-14	-14	-13
Orig	OP:	-87	-103									
	OT:	-63	-81	-18	-18	-16	-16	-15	-14	-13	-13	-13
012 9921 0 2 302 BA05 20 74 10 N												
Federal Fund												
CHIMP, Shasta-trinity marina fees												
Pres 16	BA:	1	1	1	1	1	0	0	0	0	0	0
Reest	OP:	0	0									
	OT:	1	1	1	1	1	0	0	0	0	0	0
Mar 15	BA:	1	1	1	1	1	0	0	0	0	0	0
Base	OP:	0	0									
	OT:	1	1	1	1	1	0	0	0	0	0	0
Orig	BA:	0	0	0	0	0	0	0	0	0	0	0
Pres	OP:	0	0									
	OT:	0	0	0	0	0	0	0	0	0	0	0
Reest -	BA:	0	0	0	0	0	0	0	0	0	0	0
Mar15	OP:	0	0									
	OT:	0	0	0	0	0	0	0	0	0	0	0
Reest -	BA:	1	1	1	1	1	0	0	0	0	0	0
Orig	OP:	0	0									
	OT:	1	1	1	1	1	0	0	0	0	0	0




Sorted by FUNC, SFUN, TID, SUB
 (amounts in millions)

		2015	2016	2017	2018	2019	2020	2021	2022	2023	2024	2025
NATURAL RESOURCES AND ENVIRONMENT (300)												
Account Total for Forest Service permanent appropriations												
Pres 16	BA:	65	49	67	68	70	70	72	73	75	76	78
Reest	OP:	0	0									
	OT:	65	49	67	68	70	70	72	73	75	76	78
Mar 15	BA:	65	66	67	68	70	70	72	73	75	76	78
Base	OP:	0	0									
	OT:	65	66	67	68	70	70	72	73	75	76	78
Orig	BA:	82	70	83	85	86	86	87	88	89	90	91
Pres	OP:	87	103									
	OT:	127	129	84	85	85	86	87	87	88	89	91
Reest -	BA:	0	-17	0	0	0	0	0	0	0	0	0
Mar15	OP:	0	0									
	OT:	0	-17	0	0	0	0	0	0	0	0	0
Reest -	BA:	-17	-21	-16	-17	-16	-16	-15	-15	-14	-14	-13
Orig	OP:	-87	-103									
	OT:	-62	-80	-17	-17	-15	-16	-15	-14	-13	-13	-13
Land acquisition												
012 9923 0 2 302 AA01 IN IN 03 0												
Appropriation												
Pres 16	BA:	49	65	66	68	68	69	70	72	73	75	76
Reest	OP:	31	30									
	OT:	46	50	56	61	65	66	67	68	69	71	72
Mar 15	BA:	49	50	51	52	53	54	55	57	58	59	60
Base	OP:	31	30									
	OT:	46	45	47	48	50	51	52	53	55	56	57
Orig	BA:	49	65	66	68	68	69	70	72	73	75	76
Pres	OP:	14	12						72	73	74	76
	OT:	51	61	66	67	68	69	69	72	73	74	76
Reest -	BA:	0	15	15	16	15	15	15	15	15	16	16
Mar15	OP:	0	0									
	OT:	0	5	9	13	15	15	15	15	14	15	15
Reest -	BA:	0	0	0	0	0	0	0	0	0	0	0
Orig	OP:	17	18									
	OT:	-5	-11	-10	-6	-3	-3	-2	-4	-4	-3	-4




Sorted by FUNC, SFUN, TID, SUB
 (amounts in millions)

		2015	2016	2017	2018	2019	2020	2021	2022	2023	2024	2025
NATURAL RESOURCES AND ENVIRONMENT (300)												
012 9923 0 2 302 BA01 36 74 10 0												
Federal Fund												
Pres 16	BA:	15	15	16	16	16	17	17	17	18	18	18
Reest	OP:	5	7									
	OT:	11	13	15	15	16	16	17	17	17	18	18
Mar 15	BA:	15	15	16	16	16	17	17	17	18	18	18
Base	OP:	5	7									
	OT:	11	13	15	15	16	16	17	17	17	18	18
Orig	BA:	12	12	2	2	3	3	3	3	3	3	3
Pres	OP:	10	12									
	OT:	12	14	15	15	7	5	3	3	3	3	3
Reest -	BA:	0	0	0	0	0	0	0	0	0	0	0
Mar15	OP:	0	0									
	OT:	0	0	0	0	0	0	0	0	0	0	0
Reest -	BA:	3	3	14	14	13	14	14	14	15	15	15
Orig	OP:	-5	-5									
	OT:	-1	-1	0	0	9	11	14	14	14	15	15
012 9923 0 2 302 BS01 36 74 10 A												
Sequester												
Pres 16	BA:	-2	0	0	0	0	0	0	0	0	0	0
Reest	OP:	-1	-1									
	OT:	-2	-1	0	0	0	0	0	0	0	0	0
Mar 15	BA:	-2	-1	0	0	0	0	0	0	0	0	0
Base	OP:	-1	-1									
	OT:	-2	-1	-1	0	0	0	0	0	0	0	0
Orig	BA:	0	0	0	0	0	0	0	0	0	0	0
Pres	OP:	0	0									
	OT:	0	0	0	0	0	0	0	0	0	0	0
Reest -	BA:	0	1	0	0	0	0	0	0	0	0	0
Mar15	OP:	0	0									
	OT:	0	0	1	0	0	0	0	0	0	0	0
Reest -	BA:	-2	0	0	0	0	0	0	0	0	0	0
Orig	OP:	-1	-1									
	OT:	-2	-1	0	0	0	0	0	0	0	0	0



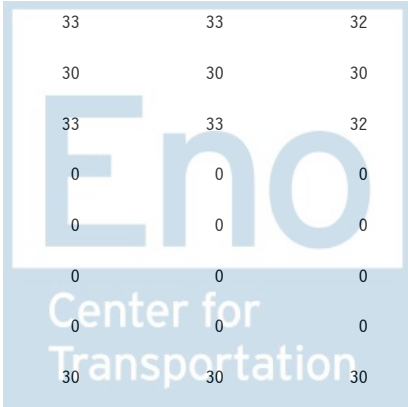
Sorted by FUNC, SFUN, TID, SUB
 (amounts in millions)

		2015	2016	2017	2018	2019	2020	2021	2022	2023	2024	2025
NATURAL RESOURCES AND ENVIRONMENT (300)												
012 9923 0 2 302 EA01 36 74 10												
Proposed Legislation												
Mandatory Transfer from LWCF												
Pres 16	BA:	0	65	0	0	0	0	0	0	0	0	0
Reest	OP:	0	0									
	OT:	0	26	16	13	7	3	0	0	0	0	0
Mar 15	BA:	0	0	0	0	0	0	0	0	0	0	0
Base	OP:	0	0									
	OT:	0	0	0	0	0	0	0	0	0	0	0
Orig	BA:	0	65	0	0	0	0	0	0	0	0	0
Pres	OP:	0	0									
	OT:	0	49	16	0	0	0	0	0	0	0	0
Reest -	BA:	0	65	0	0	0	0	0	0	0	0	0
Mar15	OP:	0	0									
	OT:	0	26	16	13	7	3	0	0	0	0	0
Reest -	BA:	0	0	0	0	0	0	0	0	0	0	0
Orig	OP:	0	0									
	OT:	0	-23	0	13	7	3	0	0	0	0	0
Account Total for Land acquisition												
Pres 16	BA:	62	145	82	84	84	86	87	89	91	93	94
Reest	OP:	35	36									
	OT:	55	88	87	89	88	85	84	85	86	89	90
Mar 15	BA:	62	64	67	68	69	71	72	74	76	77	78
Base	OP:	35	36									
	OT:	55	57	61	63	66	67	69	70	72	74	75
Orig	BA:	61	142	68	70	71	72	73	75	76	78	79
Pres	OP:	24	24									
	OT:	63	124	97	82	75	74	72	75	76	77	79
Reest -	BA:	0	81	15	16	15	15	15	15	15	16	16
Mar15	OP:	0	0									
	OT:	0	31	26	26	22	18	15	15	14	15	15
Reest -	BA:	1	3	14	14	13	14	14	14	15	15	15
Orig	OP:	11	12									
	OT:	-8	-36	-10	7	13	11	12	10	10	12	11



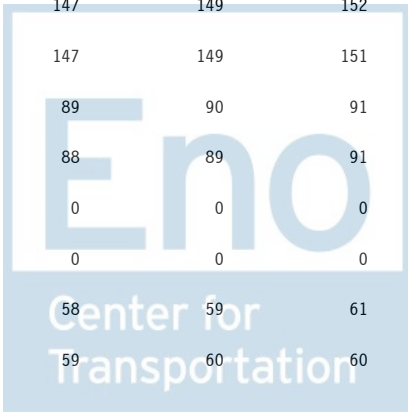
Sorted by FUNC, SFUN, TID, SUB
 (amounts in millions)

		2015	2016	2017	2018	2019	2020	2021	2022	2023	2024	2025
NATURAL RESOURCES AND ENVIRONMENT (300)												
Forest Service trust funds												
012 9974 0 7 302 BB01 20 64 10 1												
Trust Fund												
COOPERATIVE WORK TRUST FUND(12X8028)												
Pres 16	BA:	102	104	106	108	110	112	115	117	119	122	124
Reest	OP:	54	60									
	OT:	95	102	104	106	108	110	112	114	116	119	121
Mar 15	BA:	102	104	106	108	110	112	115	117	119	122	124
Base	OP:	54	60									
	OT:	95	102	104	106	108	110	112	114	116	119	121
Orig	BA:	94	84	85	85	86	87	88	89	90	91	92
Pres	OP:	74	90									
	OT:	119	131	111	85	85	87	87	88	89	91	90
Reest -	BA:	0	0	0	0	0	0	0	0	0	0	0
Mar15	OP:	0	0									
	OT:	0	0	0	0	0	0	0	0	0	0	0
Reest -	BA:	8	20	21	23	24	25	27	28	29	31	32
Orig	OP:	-20	-30									
	OT:	-24	-29	-7	21	23	23	25	26	27	28	31
012 9974 0 7 302 BB05 20 64 10 1												
Trust Fund												
Pres 16	BA:	30	30	30	30	30	30	30	30	30	30	30
Reest	OP:	2	3									
	OT:	22	33	33	33	33	33	33	33	33	32	31
Mar 15	BA:	30	30	30	30	30	30	30	30	30	30	30
Base	OP:	2	3									
	OT:	22	33	33	33	33	33	33	33	33	32	31
Orig	BA:	0	0	0	0	0	0	0	0	0	0	0
Pres	OP:	0	0									
	OT:	0	0	0	0	0	0	0	0	0	0	0
Reest -	BA:	0	0	0	0	0	0	0	0	0	0	0
Mar15	OP:	0	0									
	OT:	0	0	0	0	0	0	0	0	0	0	0
Reest -	BA:	30	30	30	30	30	30	30	30	30	30	30
Orig	OP:	2	3									
	OT:	22	33	33	33	33	33	33	33	33	32	31



Sorted by FUNC, SFUN, TID, SUB
 (amounts in millions)

		2015	2016	2017	2018	2019	2020	2021	2022	2023	2024	2025
NATURAL RESOURCES AND ENVIRONMENT (300)												
012 9974 0 7 302 BS01 20 64 10 A												
Sequester												
Pres 16	BA:	-6	0	0	0	0	0	0	0	0	0	0
Reest	OP:	-2	-3									
	OT:	-4	-3	-3	-1	0	0	0	0	0	0	0
Mar 15	BA:	-6	-4	0	0	0	0	0	0	0	0	0
Base	OP:	-2	-3									
	OT:	-4	-5	-4	-2	-1	0	0	0	0	0	0
Orig	BA:	0	0	0	0	0	0	0	0	0	0	0
Pres	OP:	0	0									
	OT:	0	0	0	0	0	0	0	0	0	0	0
Reest -	BA:	0	4	0	0	0	0	0	0	0	0	0
Mar15	OP:	0	0									
	OT:	0	2	1	1	1	0	0	0	0	0	0
Reest -	BA:	-6	0	0	0	0	0	0	0	0	0	0
Orig	OP:	-2	-3									
	OT:	-4	-3	-3	-1	0	0	0	0	0	0	0
Account Total for Forest Service trust funds												
Pres 16	BA:	126	134	136	138	140	142	145	147	149	152	154
Reest	OP:	54	60									
	OT:	113	132	134	138	141	143	145	147	149	151	152
Mar 15	BA:	126	130	136	138	140	142	145	147	149	152	154
Base	OP:	54	60									
	OT:	113	130	133	137	140	143	145	147	149	151	152
Orig	BA:	94	84	85	85	86	87	88	89	90	91	92
Pres	OP:	74	90									
	OT:	119	131	111	85	85	87	87	88	89	91	90
Reest -	BA:	0	4	0	0	0	0	0	0	0	0	0
Mar15	OP:	0	0									
	OT:	0	2	1	1	1	0	0	0	0	0	0
Reest -	BA:	32	50	51	53	54	55	57	58	59	61	62
Orig	OP:	-20	-30									
	OT:	-6	1	23	53	56	56	58	59	60	60	62



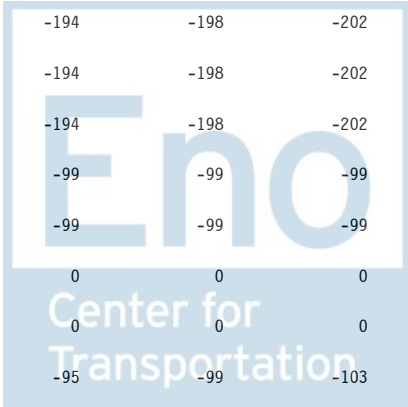
Sorted by FUNC, SFUN, TID, SUB
 (amounts in millions)

		2015	2016	2017	2018	2019	2020	2021	2022	2023	2024	2025
NATURAL RESOURCES AND ENVIRONMENT (300)												
Department of Agriculture												
National Forests Fund and Timber Deposit Funds												
012 9990 8 1 302 CB01 XX XX 20 1												
Offsetting Receipts												
Pres 16	BA:	-210	-210	-210	-210	-210	-210	-210	-210	-210	-210	-210
Reest	OP:	0	0									
	OT:	-210	-210	-210	-210	-210	-210	-210	-210	-210	-210	-210
Mar 15	BA:	-210	-210	-210	-210	-210	-210	-210	-210	-210	-210	-210
Base	OP:	0	0									
	OT:	-210	-210	-210	-210	-210	-210	-210	-210	-210	-210	-210
Orig	BA:	-218	-218	-218	-220	-222	-220	-222	-223	-225	-226	-227
Pres	OP:	0	0									
	OT:	-218	-218	-218	-220	-222	-220	-222	-223	-225	-226	-227
Reest -	BA:	0	0	0	0	0	0	0	0	0	0	0
Mar15	OP:	0	0									
	OT:	0	0	0	0	0	0	0	0	0	0	0
Reest -	BA:	8	8	8	10	12	10	12	13	15	16	17
Orig	OP:	0	0									
	OT:	8	8	8	10	12	10	12	13	15	16	17



Sorted by FUNC, SFUN, TID, SUB
 (amounts in millions)

		2015	2016	2017	2018	2019	2020	2021	2022	2023	2024	2025
NATURAL RESOURCES AND ENVIRONMENT (300)												
Forest Service Cooperative Fund												
012 9990 8 7 302 CB01 XX XX 20 1												
Offsetting Receipts												
Pres 16	BA:	-75	-76	-77	-79	-80	-82	-84	-86	-87	-89	-91
Reest	OP:	0	0									
	OT:	-75	-76	-77	-79	-80	-82	-84	-86	-87	-89	-91
Mar 15	BA:	-75	-76	-77	-79	-80	-82	-84	-86	-87	-89	-91
Base	OP:	0	0									
	OT:	-75	-76	-77	-79	-80	-82	-84	-86	-87	-89	-91
Orig	BA:	-59	-54	-55	-55	-56	-57	-58	-59	-60	-61	-62
Pres	OP:	0	0									
	OT:	-59	-54	-55	-55	-56	-57	-58	-59	-60	-61	-62
Reest -	BA:	0	0	0	0	0	0	0	0	0	0	0
Mar15	OP:	0	0									
	OT:	0	0	0	0	0	0	0	0	0	0	0
Reest -	BA:	-16	-22	-22	-24	-24	-25	-26	-27	-27	-28	-29
Orig	OP:	0	0									
	OT:	-16	-22	-22	-24	-24	-25	-26	-27	-27	-28	-29
Agriculture Miscellaneous Receipts												
012 9991 8 1 302 CB01 XX XX 20 0												
Offsetting Receipts												
Pres 16	BA:	-170	-173	-176	-179	-183	-186	-190	-194	-198	-202	-206
Reest	OP:	0	0									
	OT:	-170	-173	-176	-179	-183	-186	-190	-194	-198	-202	-206
Mar 15	BA:	-170	-173	-176	-179	-183	-186	-190	-194	-198	-202	-206
Base	OP:	0	0									
	OT:	-170	-173	-176	-179	-183	-186	-190	-194	-198	-202	-206
Orig	BA:	-99	-97	-97	-97	-97	-99	-99	-99	-99	-99	-99
Pres	OP:	0	0									
	OT:	-99	-97	-97	-97	-97	-99	-99	-99	-99	-99	-99
Reest -	BA:	0	0	0	0	0	0	0	0	0	0	0
Mar15	OP:	0	0									
	OT:	0	0	0	0	0	0	0	0	0	0	0
Reest -	BA:	-71	-76	-79	-82	-86	-87	-91	-95	-99	-103	-107
Orig	OP:	0	0									
	OT:	-71	-76	-79	-82	-86	-87	-91	-95	-99	-103	-107



Sorted by FUNC, SFUN, TID, SUB
 (amounts in millions)

		2015	2016	2017	2018	2019	2020	2021	2022	2023	2024	2025
NATURAL RESOURCES AND ENVIRONMENT (300)												
Land acquisition proceeds for exchanges, acquisition of lands												
012 9991 8 2 302 CBO1 XX XX 20												
Offsetting Receipts												
Pres 16	BA:	0	0	0	0	0	0	0	0	0	0	0
Reest	OP:	0	0									
	OT:	0	0	0	0	0	0	0	0	0	0	0
Mar 15	BA:	0	0	0	0	0	0	0	0	0	0	0
Base	OP:	0	0									
	OT:	0	0	0	0	0	0	0	0	0	0	0
Orig	BA:	-12	-12	-2	-2	-3	-3	-3	-3	-3	-3	-3
Pres	OP:	0	0									
	OT:	-12	-12	-2	-2	-3	-3	-3	-3	-3	-3	-3
Reest -	BA:	0	0	0	0	0	0	0	0	0	0	0
Mar15	OP:	0	0									
	OT:	0	0	0	0	0	0	0	0	0	0	0
Reest -	BA:	12	12	2	2	3	3	3	3	3	3	3
Orig	OP:	0	0									
	OT:	12	12	2	2	3	3	3	3	3	3	3



Sorted by FUNC, SFUN, TID, SUB
 (amounts in millions)

		2015	2016	2017	2018	2019	2020	2021	2022	2023	2024	2025
NATURAL RESOURCES AND ENVIRONMENT (300)												
Department of Commerce												
National Oceanic and Atmospheric Administration												
Environmental improvement and restoration fund												
013 5362 0 2 302 BA01 36 72 10 A												
Federal Fund												
Pres 16	BA:	10	10	11	11	12	13	13	13	13	13	13
Reest	OP:	3	3									
	OT:	10	10	11	11	12	13	13	13	13	13	13
Mar 15	BA:	10	10	11	11	12	13	13	13	13	13	13
Base	OP:	3	3									
	OT:	10	10	11	11	12	13	13	13	13	13	13
Orig	BA:	1	1	6	8	9	10	11	11	11	12	12
Pres	OP:	13	12									
	OT:	14	12	4	3	6	8	9	10	11	11	11
Reest -	BA:	0	0	0	0	0	0	0	0	0	0	0
Mar15	OP:	0	0									
	OT:	0	0	0	0	0	0	0	0	0	0	0
Reest -	BA:	9	9	5	3	3	3	2	2	2	1	1
Orig	OP:	-10	-9									
	OT:	-4	-2	7	8	6	5	4	3	2	2	2



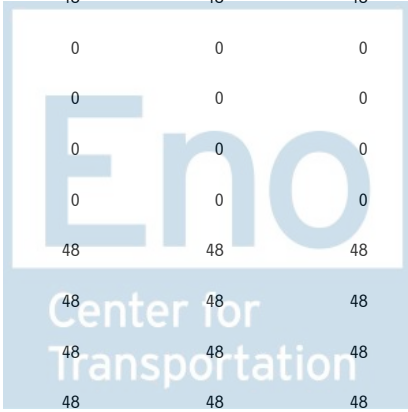
Sorted by FUNC, SFUN, TID, SUB
 (amounts in millions)

		2015	2016	2017	2018	2019	2020	2021	2022	2023	2024	2025
NATURAL RESOURCES AND ENVIRONMENT (300)												
Department of the Interior												
Bureau of Land Management												
Management of lands and resources												
014 1109 0 1 302 AA01 IN IN 03 0												
Appropriation												
Pres 16	BA:	970	1,067	1,102	1,123	1,116	1,127	1,150	1,171	1,192	1,215	1,239
Reest	OP:	222	242									
	OT:	950	1,042	1,088	1,116	1,117	1,125	1,144	1,165	1,186	1,208	1,232
Mar 15	BA:	970	996	1,026	1,059	1,093	1,128	1,164	1,201	1,239	1,278	1,317
Base	OP:	222	242									
	OT:	950	989	1,017	1,049	1,083	1,118	1,153	1,190	1,228	1,266	1,305
Orig	BA:	970	1,067	1,102	1,123	1,116	1,127	1,150	1,171	1,192	1,215	1,239
Pres	OP:	261	247									
	OT:	994	1,005	1,053	1,077	1,088	1,102	1,123	1,143	1,165	1,185	1,184
Reest -	BA:	0	71	76	64	23	-1	-14	-30	-47	-63	-78
Mar15	OP:	0	0									
	OT:	0	53	71	67	34	7	-9	-25	-42	-58	-73
Reest -	BA:	0	0	0	0	0	0	0	0	0	0	0
Orig	OP:	-39	-5									
	OT:	-44	37	35	39	29	23	21	22	21	23	48




Sorted by FUNC, SFUN, TID, SUB
 (amounts in millions)

		2015	2016	2017	2018	2019	2020	2021	2022	2023	2024	2025
NATURAL RESOURCES AND ENVIRONMENT (300)												
014 1109 0 1 302 AA03 IN IN 03 0												
Appropriation												
Pres 16	BA:	-33	0	0	0	0	0	0	0	0	0	0
Reest	OP:	0	0									
	OT:	-33	0	0	0	0	0	0	0	0	0	0
Mar 15	BA:	-33	-34	-35	-36	-37	-38	-40	-41	-42	-43	-45
Base	OP:	0	0									
	OT:	-33	-34	-35	-36	-37	-38	-40	-41	-42	-43	-45
Orig	BA:	0	0	0	0	0	0	0	0	0	0	0
Pres	OP:	0	0									
	OT:	0	0	0	0	0	0	0	0	0	0	0
Reest -	BA:	0	34	35	36	37	38	40	41	42	43	45
Mar15	OP:	0	0									
	OT:	0	34	35	36	37	38	40	41	42	43	45
Reest -	BA:	-33	0	0	0	0	0	0	0	0	0	0
Orig	OP:	0	0									
	OT:	-33	0	0	0	0	0	0	0	0	0	0
014 1109 0 1 302 AA04 IN IN 03												
Appropriation												
Spending of Oil and Gas Inspection Fees												
Pres 16	BA:	0	48	48	48	48	48	48	48	48	48	48
Reest	OP:	0	0									
	OT:	0	46	48	48	48	48	48	48	48	48	48
Mar 15	BA:	0	0	0	0	0	0	0	0	0	0	0
Base	OP:	0	0									
	OT:	0	0	0	0	0	0	0	0	0	0	0
Orig	BA:	0	0	0	0	0	0	0	0	0	0	0
Pres	OP:	0	0									
	OT:	0	0	0	0	0	0	0	0	0	0	0
Reest -	BA:	0	48	48	48	48	48	48	48	48	48	48
Mar15	OP:	0	0									
	OT:	0	46	48	48	48	48	48	48	48	48	48
Reest -	BA:	0	48	48	48	48	48	48	48	48	48	48
Orig	OP:	0	0									
	OT:	0	46	48	48	48	48	48	48	48	48	48



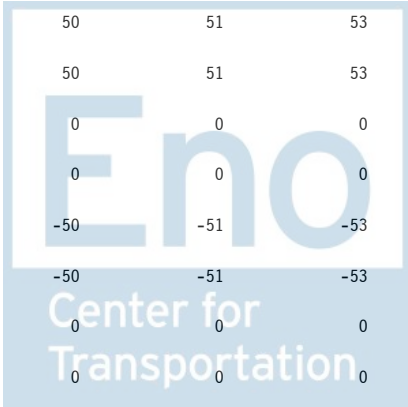
Sorted by FUNC, SFUN, TID, SUB
 (amounts in millions)

		2015	2016	2017	2018	2019	2020	2021	2022	2023	2024	2025
NATURAL RESOURCES AND ENVIRONMENT (300)												
014 1109 0 1 302 AA05 IN IN 03												
Appropriation												
Collections of Oil and Gas Inspection Fees												
Pres 16	BA:	0	-48	-48	-48	-48	-48	-48	-48	-48	-48	-48
Reest	OP:	0	0									
	OT:	0	-48	-48	-48	-48	-48	-48	-48	-48	-48	-48
Mar 15	BA:	0	0	0	0	0	0	0	0	0	0	0
Base	OP:	0	0									
	OT:	0	0	0	0	0	0	0	0	0	0	0
Orig	BA:	0	0	0	0	0	0	0	0	0	0	0
Pres	OP:	0	0									
	OT:	0	0	0	0	0	0	0	0	0	0	0
Reest -	BA:	0	-48	-48	-48	-48	-48	-48	-48	-48	-48	-48
Mar15	OP:	0	0									
	OT:	0	-48	-48	-48	-48	-48	-48	-48	-48	-48	-48
Reest -	BA:	0	-48	-48	-48	-48	-48	-48	-48	-48	-48	-48
Orig	OP:	0	0									
	OT:	0	-48	-48	-48	-48	-48	-48	-48	-48	-48	-48
014 1109 0 1 302 AA07 IN IN 03 0												
Appropriation												
Pres 16	BA:	33	0	0	0	0	0	0	0	0	0	0
Reest	OP:	2	2									
	OT:	33	2	0	0	0	0	0	0	0	0	0
Mar 15	BA:	33	34	35	36	37	38	40	41	42	43	45
Base	OP:	2	2									
	OT:	33	34	35	36	37	38	40	41	42	43	45
Orig	BA:	0	0	0	0	0	0	0	0	0	0	0
Pres	OP:	0	0									
	OT:	0	0	0	0	0	0	0	0	0	0	0
Reest -	BA:	0	-34	-35	-36	-37	-38	-40	-41	-42	-43	-45
Mar15	OP:	0	0									
	OT:	0	-32	-35	-36	-37	-38	-40	-41	-42	-43	-45
Reest -	BA:	33	0	0	0	0	0	0	0	0	0	0
Orig	OP:	2	2									
	OT:	33	2	0	0	0	0	0	0	0	0	0



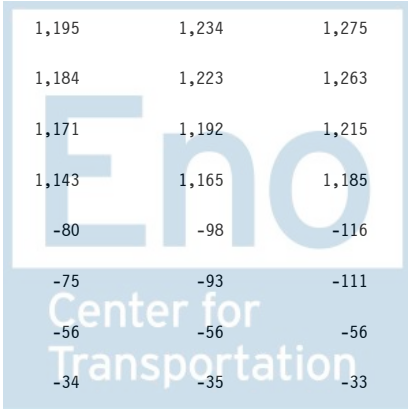
Sorted by FUNC, SFUN, TID, SUB
 (amounts in millions)

		2015	2016	2017	2018	2019	2020	2021	2022	2023	2024	2025
NATURAL RESOURCES AND ENVIRONMENT (300)												
014 1109 0 1 302 AA08 IN IN 03 A												
Appropriation												
Pres 16	BA:	-57	-56	-56	-56	-56	-56	-56	-56	-56	-56	-56
Reest	OP:	0	0									
	OT:	-57	-56	-56	-56	-56	-56	-56	-56	-56	-56	-56
Mar 15	BA:	-57	-56	-56	-56	-56	-56	-56	-56	-56	-56	-56
Base	OP:	0	0									
	OT:	-57	-56	-56	-56	-56	-56	-56	-56	-56	-56	-56
Orig	BA:	0	0	0	0	0	0	0	0	0	0	0
Pres	OP:	0	0									
	OT:	0	0	0	0	0	0	0	0	0	0	0
Reest -	BA:	0	0	0	0	0	0	0	0	0	0	0
Mar15	OP:	0	0									
	OT:	0	0	0	0	0	0	0	0	0	0	0
Reest -	BA:	-57	-56	-56	-56	-56	-56	-56	-56	-56	-56	-56
Orig	OP:	0	0									
	OT:	-57	-56	-56	-56	-56	-56	-56	-56	-56	-56	-56
014 1109 0 1 302 AA09 IN IN 03 0												
Appropriation												
Pres 16	BA:	40	40	0	0	0	0	0	0	0	0	0
Reest	OP:	2	2									
	OT:	40	40	2	0	0	0	0	0	0	0	0
Mar 15	BA:	40	41	42	44	45	47	48	50	51	53	54
Base	OP:	2	2						50	51	53	54
	OT:	40	41	42	44	45	47	48	50	51	53	54
Orig	BA:	0	0	0	0	0	0	0	0	0	0	0
Pres	OP:	0	0						0	0	0	0
	OT:	0	0	0	0	0	0	0	0	0	0	0
Reest -	BA:	0	-1	-42	-44	-45	-47	-48	-50	-51	-53	-54
Mar15	OP:	0	0						-50	-51	-53	-54
	OT:	0	-1	-40	-44	-45	-47	-48	-50	-51	-53	-54
Reest -	BA:	40	40	0	0	0	0	0	0	0	0	0
Orig	OP:	2	2						0	0	0	0
	OT:	40	40	2	0	0	0	0	0	0	0	0



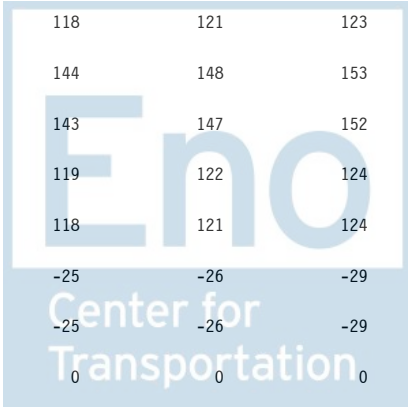
Sorted by FUNC, SFUN, TID, SUB
 (amounts in millions)

		2015	2016	2017	2018	2019	2020	2021	2022	2023	2024	2025
NATURAL RESOURCES AND ENVIRONMENT (300)												
014 1109 0 1 302 BA01 36 74 10 N												
Federal Fund												
Mandatory APD - Net of Receipts and Spending												
Pres 16	BA:	0	-5	-5	-5	-5	0	0	0	0	0	0
Reest	OP:	0	0									
	OT:	0	-5	-5	-5	-5	0	0	0	0	0	0
Mar 15	BA:	0	-5	-5	-5	-5	0	0	0	0	0	0
Base	OP:	0	0									
	OT:	0	-5	-5	-5	-5	0	0	0	0	0	0
Orig	BA:	0	0	0	0	0	0	0	0	0	0	0
Pres	OP:	0	0									
	OT:	0	0	0	0	0	0	0	0	0	0	0
Reest -	BA:	0	0	0	0	0	0	0	0	0	0	0
Mar15	OP:	0	0									
	OT:	0	0	0	0	0	0	0	0	0	0	0
Reest -	BA:	0	-5	-5	-5	-5	0	0	0	0	0	0
Orig	OP:	0	0									
	OT:	0	-5	-5	-5	-5	0	0	0	0	0	0
Account Total for Management of lands and resources												
Pres 16	BA:	953	1,046	1,041	1,062	1,055	1,071	1,094	1,115	1,136	1,159	1,183
Reest	OP:	226	246									
	OT:	933	1,021	1,029	1,055	1,056	1,069	1,088	1,109	1,130	1,152	1,176
Mar 15	BA:	953	976	1,007	1,042	1,077	1,119	1,156	1,195	1,234	1,275	1,315
Base	OP:	226	246									
	OT:	933	969	998	1,032	1,067	1,109	1,145	1,184	1,223	1,263	1,303
Orig	BA:	970	1,067	1,102	1,123	1,116	1,127	1,150	1,171	1,192	1,215	1,239
Pres	OP:	261	247									
	OT:	994	1,005	1,053	1,077	1,088	1,102	1,123	1,143	1,165	1,185	1,184
Reest -	BA:	0	70	34	20	-22	-48	-62	-80	-98	-116	-132
Mar15	OP:	0	0									
	OT:	0	52	31	23	-11	-40	-57	-75	-93	-111	-127
Reest -	BA:	-17	-21	-61	-61	-61	-56	-56	-56	-56	-56	-56
Orig	OP:	-35	-1									
	OT:	-61	16	-24	-22	-32	-33	-35	-34	-35	-33	-8



Sorted by FUNC, SFUN, TID, SUB
 (amounts in millions)

		2015	2016	2017	2018	2019	2020	2021	2022	2023	2024	2025
NATURAL RESOURCES AND ENVIRONMENT (300)												
Construction												
014 1110 0 1 302 AA01 IN IN 03												
Appropriation												
Pres 16	BA:	0	0	0	0	0	0	0	0	0	0	0
Reest	OP:	0	0									
	OT:	0	0	0	0	0	0	0	0	0	0	0
Mar 15	BA:	0	0	0	0	0	0	0	0	0	0	0
Base	OP:	0	0									
	OT:	0	0	0	0	0	0	0	0	0	0	0
Orig	BA:	0	0	0	0	0	0	0	0	0	0	0
Pres	OP:	2	1									
	OT:	2	1	0	0	0	0	0	0	0	0	0
Reest -	BA:	0	0	0	0	0	0	0	0	0	0	0
Mar15	OP:	0	0									
	OT:	0	0	0	0	0	0	0	0	0	0	0
Reest -	BA:	0	0	0	0	0	0	0	0	0	0	0
Orig	OP:	-2	-1									
	OT:	-2	-1	0	0	0	0	0	0	0	0	0
Oregon and California grant lands												
014 1116 0 1 302 AA01 IN IN 03 0												
Appropriation												
Pres 16	BA:	114	108	110	112	113	115	117	119	122	124	127
Reest	OP:	28	28									
	OT:	114	109	110	111	113	114	116	118	121	123	126
Mar 15	BA:	114	117	121	125	130	134	139	144	148	153	159
Base	OP:	28	28									
	OT:	114	116	120	124	129	133	138	143	147	152	157
Orig	BA:	114	108	110	112	113	115	117	119	122	124	127
Pres	OP:	30	32									
	OT:	114	112	112	115	115	116	117	118	121	124	126
Reest -	BA:	0	-9	-11	-13	-17	-19	-22	-25	-26	-29	-32
Mar15	OP:	0	0									
	OT:	0	-7	-10	-13	-16	-19	-22	-25	-26	-29	-31
Reest -	BA:	0	0	0	0	0	0	0	0	0	0	0
Orig	OP:	-2	-4									
	OT:	0	-3	-2	-4	-2	-2	-1	0	0	-1	0



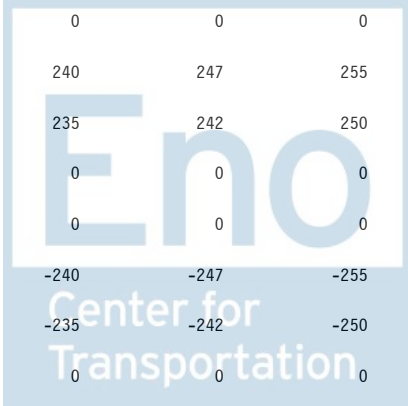
Sorted by FUNC, SFUN, TID, SUB
 (amounts in millions)

		2015	2016	2017	2018	2019	2020	2021	2022	2023	2024	2025
NATURAL RESOURCES AND ENVIRONMENT (300)												
Department-Wide Programs												
Wildland Fire Management												
014 1125 0 1 302 AA01 IN IN 03 0												
Appropriation												
Preparedness												
Pres 16	BA:	319	324	821	839	846	854	871	889	906	925	943
Reest	OP:	16	64									
	OT:	271	323	722	835	845	852	868	885	903	921	939
Mar 15	BA:	319	328	337	348	359	371	382	395	407	420	432
Base	OP:	16	64									
	OT:	271	326	335	346	357	369	380	392	405	417	430
Orig	BA:	897	805	821	839	846	854	871	889	906	925	943
Pres	OP:	296	320									
	OT:	897	859	816	833	844	851	866	883	900	919	937
Reest -	BA:	0	-4	484	491	487	483	489	494	499	505	511
Mar15	OP:	0	0									
	OT:	0	-3	387	489	488	483	488	493	498	504	509
Reest -	BA:	-578	-481	0	0	0	0	0	0	0	0	0
Orig	OP:	-280	-256									
	OT:	-626	-536	-94	2	1	1	2	2	3	2	2



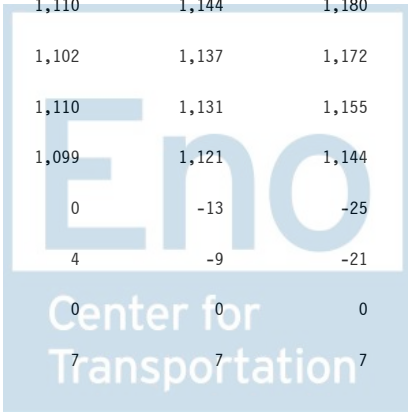
Sorted by FUNC, SFUN, TID, SUB
 (amounts in millions)

		2015	2016	2017	2018	2019	2020	2021	2022	2023	2024	2025
NATURAL RESOURCES AND ENVIRONMENT (300)												
014 1125 0 1 302 AA02 IN IN 03 0												
Appropriation												
Suppression												
Pres 16	BA:	384	269	0	0	0	0	0	0	0	0	0
Reest	OP:	0	0									
	OT:	384	269	0	0	0	0	0	0	0	0	0
Mar 15	BA:	384	394	406	419	432	446	460	475	490	505	521
Base	OP:	0	0									
	OT:	384	394	406	419	432	446	460	475	490	505	521
Orig	BA:	0	0	0	0	0	0	0	0	0	0	0
Pres	OP:	0	0									
	OT:	0	0	0	0	0	0	0	0	0	0	0
Reest -	BA:	0	-125	-406	-419	-432	-446	-460	-475	-490	-505	-521
Mar15	OP:	0	0									
	OT:	0	-125	-406	-419	-432	-446	-460	-475	-490	-505	-521
Reest -	BA:	384	269	0	0	0	0	0	0	0	0	0
Orig	OP:	0	0									
	OT:	384	269	0	0	0	0	0	0	0	0	0
014 1125 0 1 302 AA04 IN IN 03 0												
Appropriation												
Other Operations												
Pres 16	BA:	194	212	0	0	0	0	0	0	0	0	0
Reest	OP:	100	104									
	OT:	187	199	114	32	0	0	0	0	0	0	0
Mar 15	BA:	194	199	205	212	218	225	233	240	247	255	263
Base	OP:	100	104									
	OT:	187	194	201	207	214	220	228	235	242	250	257
Orig	BA:	0	0	0	0	0	0	0	0	0	0	0
Pres	OP:	0	0									
	OT:	0	0	0	0	0	0	0	0	0	0	0
Reest -	BA:	0	13	-205	-212	-218	-225	-233	-240	-247	-255	-263
Mar15	OP:	0	0									
	OT:	0	5	-87	-175	-214	-220	-228	-235	-242	-250	-257
Reest -	BA:	194	212	0	0	0	0	0	0	0	0	0
Orig	OP:	100	104									
	OT:	187	199	114	32	0	0	0	0	0	0	0




Sorted by FUNC, SFUN, TID, SUB
 (amounts in millions)

		2015	2016	2017	2018	2019	2020	2021	2022	2023	2024	2025
NATURAL RESOURCES AND ENVIRONMENT (300)												
014 1125 0 1 302 AA08 IN IN 03 FIRE												
Appropriation												
Pres 16	BA:	0	200	204	208	210	212	217	221	225	230	234
Reest	OP:	0	0									
	OT:	0	200	204	208	210	212	217	221	225	230	234
Mar 15	BA:	0	0	0	0	0	0	0	0	0	0	0
Base	OP:	0	0									
	OT:	0	0	0	0	0	0	0	0	0	0	0
Orig	BA:	0	200	204	208	210	212	217	221	225	230	234
Pres	OP:	0	0									
	OT:	0	60	121	203	207	210	213	216	221	225	229
Reest -	BA:	0	200	204	208	210	212	217	221	225	230	234
Mar15	OP:	0	0									
	OT:	0	200	204	208	210	212	217	221	225	230	234
Reest -	BA:	0	0	0	0	0	0	0	0	0	0	0
Orig	OP:	0	0									
	OT:	0	140	83	5	3	2	4	5	4	5	5
Account Total for Wildland Fire Management												
Pres 16	BA:	897	1,005	1,025	1,047	1,056	1,066	1,088	1,110	1,131	1,155	1,177
Reest	OP:	116	168									
	OT:	842	991	1,040	1,075	1,055	1,064	1,085	1,106	1,128	1,151	1,173
Mar 15	BA:	897	921	948	979	1,009	1,042	1,075	1,110	1,144	1,180	1,216
Base	OP:	116	168									
	OT:	842	914	942	972	1,003	1,035	1,068	1,102	1,137	1,172	1,208
Orig	BA:	897	1,005	1,025	1,047	1,056	1,066	1,088	1,110	1,131	1,155	1,177
Pres	OP:	296	320									
	OT:	897	919	937	1,036	1,051	1,061	1,079	1,099	1,121	1,144	1,166
Reest -	BA:	0	84	77	68	47	24	13	0	-13	-25	-39
Mar15	OP:	0	0									
	OT:	0	77	98	103	52	29	17	4	-9	-21	-35
Reest -	BA:	0	0	0	0	0	0	0	0	0	0	0
Orig	OP:	-180	-152									
	OT:	-55	72	103	39	4	3	6	7	7	7	7



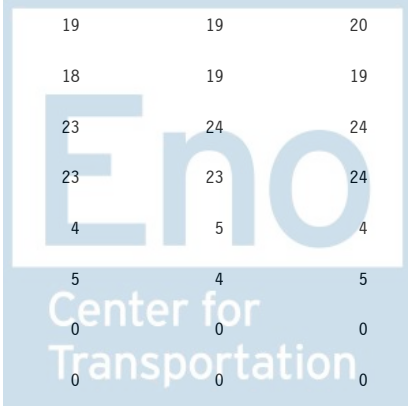
Sorted by FUNC, SFUN, TID, SUB
 (amounts in millions)

		2015	2016	2017	2018	2019	2020	2021	2022	2023	2024	2025
NATURAL RESOURCES AND ENVIRONMENT (300)												
United States Fish and Wildlife Service												
Resource management												
014 1611 0 1 302 AA01 IN IN 03 0												
Appropriation												
Pres 16	BA:	1,208	1,327	1,354	1,381	1,394	1,408	1,437	1,465	1,495	1,524	1,556
Reest	OP:	244	263									
	OT:	1,174	1,285	1,337	1,368	1,387	1,402	1,428	1,456	1,485	1,514	1,545
Mar 15	BA:	1,208	1,244	1,283	1,327	1,373	1,420	1,468	1,518	1,569	1,620	1,674
Base	OP:	244	263									
	OT:	1,174	1,221	1,270	1,312	1,357	1,403	1,451	1,500	1,551	1,602	1,655
Orig	BA:	1,213	1,327	1,354	1,381	1,394	1,408	1,437	1,465	1,495	1,524	1,556
Pres	OP:	480	504									
	OT:	1,254	1,358	1,419	1,436	1,439	1,444	1,460	1,477	1,499	1,524	1,554
Reest -	BA:	0	83	71	54	21	-12	-31	-53	-74	-96	-118
Mar15	OP:	0	0									
	OT:	0	64	67	56	30	-1	-23	-44	-66	-88	-110
Reest -	BA:	-5	0	0	0	0	0	0	0	0	0	0
Orig	OP:	-236	-241									
	OT:	-80	-73	-82	-68	-52	-42	-32	-21	-14	-10	-9
014 1611 0 1 302 AA02 IN IN 03 0												
Appropriation												
Pres 16	BA:	5	0	0	0	0	0	0	0	0	0	0
Reest	OP:	0	1									
	OT:	4	1	0	0	0	0	0	0	0	0	0
Mar 15	BA:	5	5	5	5	6	6	6	6	6	7	7
Base	OP:	0	1									
	OT:	4	5	5	5	6	6	6	6	6	7	7
Orig	BA:	0	0	0	0	0	0	0	0	0	0	0
Pres	OP:	0	0									
	OT:	0	0	0	0	0	0	0	0	0	0	0
Reest -	BA:	0	-5	-5	-5	-6	-6	-6	-6	-6	-7	-7
Mar15	OP:	0	0									
	OT:	0	-4	-5	-5	-6	-6	-6	-6	-6	-7	-7
Reest -	BA:	5	0	0	0	0	0	0	0	0	0	0
Orig	OP:	0	1									
	OT:	4	1	0	0	0	0	0	0	0	0	0



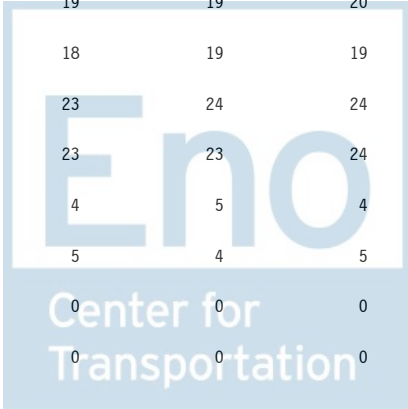
Sorted by FUNC, SFUN, TID, SUB
 (amounts in millions)

		2015	2016	2017	2018	2019	2020	2021	2022	2023	2024	2025
NATURAL RESOURCES AND ENVIRONMENT (300)												
Account Total for Resource management												
Pres 16	BA:	1,213	1,327	1,354	1,381	1,394	1,408	1,437	1,465	1,495	1,524	1,556
Reest	OP:	244	264									
	OT:	1,178	1,286	1,337	1,368	1,387	1,402	1,428	1,456	1,485	1,514	1,545
Mar 15	BA:	1,213	1,249	1,288	1,332	1,379	1,426	1,474	1,524	1,575	1,627	1,681
Base	OP:	244	264									
	OT:	1,178	1,226	1,275	1,317	1,363	1,409	1,457	1,506	1,557	1,609	1,662
Orig	BA:	1,213	1,327	1,354	1,381	1,394	1,408	1,437	1,465	1,495	1,524	1,556
Pres	OP:	480	504									
	OT:	1,254	1,358	1,419	1,436	1,439	1,444	1,460	1,477	1,499	1,524	1,554
Reest -	BA:	0	78	66	49	15	-18	-37	-59	-80	-103	-125
Mar15	OP:	0	0									
	OT:	0	60	62	51	24	-7	-29	-50	-72	-95	-117
Reest -	BA:	0	0	0	0	0	0	0	0	0	0	0
Orig	OP:	-236	-240									
	OT:	-76	-72	-82	-68	-52	-42	-32	-21	-14	-10	-9
Construction												
014 1612 0 1 302 AA01 IN IN 03 0												
Appropriation												
Pres 16	BA:	16	21	21	22	22	22	23	23	24	24	25
Reest	OP:	14	13									
	OT:	17	17	19	20	21	22	22	23	23	24	24
Mar 15	BA:	16	16	17	17	17	18	18	19	19	20	20
Base	OP:	14	13									
	OT:	17	16	17	16	17	17	18	18	19	19	20
Orig	BA:	16	21	21	22	22	22	23	23	24	24	25
Pres	OP:	28	29									
	OT:	31	33	30	30	29	30	31	23	23	24	24
Reest -	BA:	0	5	4	5	5	4	5	4	5	4	5
Mar15	OP:	0	0									
	OT:	0	1	2	4	4	5	4	5	4	5	4
Reest -	BA:	0	0	0	0	0	0	0	0	0	0	0
Orig	OP:	-14	-16									
	OT:	-14	-16	-11	-10	-8	-8	-9	0	0	0	0



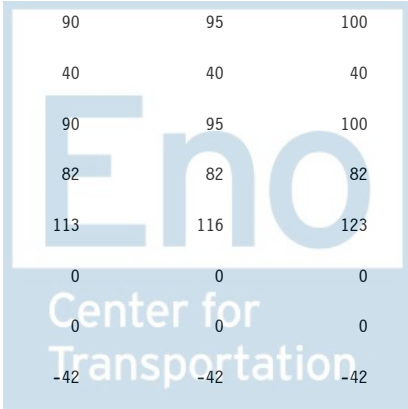
Sorted by FUNC, SFUN, TID, SUB
 (amounts in millions)

		2015	2016	2017	2018	2019	2020	2021	2022	2023	2024	2025
NATURAL RESOURCES AND ENVIRONMENT (300)												
014 1612 0 1 302 AA02 IN IN 03 0												
Appropriation												
Pres 16	BA:	0	0	0	0	0	0	0	0	0	0	0
Reest	OP:	22	7									
	OT:	22	7	4	0	0	0	0	0	0	0	0
Mar 15	BA:	0	0	0	0	0	0	0	0	0	0	0
Base	OP:	22	7									
	OT:	22	7	4	0	0	0	0	0	0	0	0
Orig	BA:	0	0	0	0	0	0	0	0	0	0	0
Pres	OP:	0	0									
	OT:	0	0	0	0	0	0	0	0	0	0	0
Reest -	BA:	0	0	0	0	0	0	0	0	0	0	0
Mar15	OP:	0	0									
	OT:	0	0	0	0	0	0	0	0	0	0	0
Reest -	BA:	0	0	0	0	0	0	0	0	0	0	0
Orig	OP:	22	7									
	OT:	22	7	4	0	0	0	0	0	0	0	0
Account Total for Construction												
Pres 16	BA:	16	21	21	22	22	22	23	23	24	24	25
Reest	OP:	36	20									
	OT:	39	24	23	20	21	22	22	23	23	24	24
Mar 15	BA:	16	16	17	17	17	18	18	19	19	20	20
Base	OP:	36	20									
	OT:	39	23	21	16	17	17	18	18	19	19	20
Orig	BA:	16	21	21	22	22	22	23	23	24	24	25
Pres	OP:	28	29									
	OT:	31	33	30	30	29	30	31	23	23	24	24
Reest -	BA:	0	5	4	5	5	4	5	4	5	4	5
Mar15	OP:	0	0									
	OT:	0	1	2	4	4	5	4	5	4	5	4
Reest -	BA:	0	0	0	0	0	0	0	0	0	0	0
Orig	OP:	8	-9									
	OT:	8	-9	-7	-10	-8	-8	-9	0	0	0	0



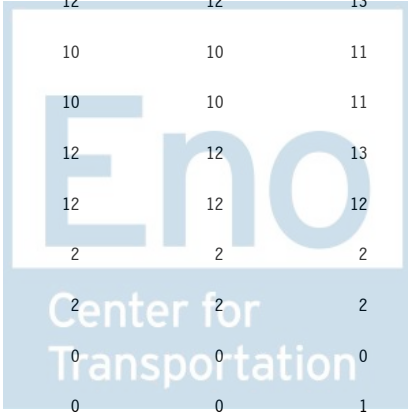
Sorted by FUNC, SFUN, TID, SUB
 (amounts in millions)

		2015	2016	2017	2018	2019	2020	2021	2022	2023	2024	2025
NATURAL RESOURCES AND ENVIRONMENT (300)												
Department-Wide Programs												
Natural Resource Damage Assessment Fund												
014 1618 0 1 302 AA01 IN IN 03 0												
Appropriation												
Pres 16	BA:	8	9	9	9	9	10	10	10	10	10	11
Reest	OP:	3	4									
	OT:	7	9	9	9	9	10	10	10	10	10	11
Mar 15	BA:	8	8	8	9	9	9	9	9	10	10	10
Base	OP:	3	4									
	OT:	7	8	8	9	9	9	9	9	10	10	10
Orig	BA:	8	9	9	9	9	10	10	10	10	10	11
Pres	OP:	2	2									
	OT:	8	8	9	9	9	10	10	10	10	10	11
Reest -	BA:	0	1	1	0	0	1	1	1	0	0	1
Mar15	OP:	0	0									
	OT:	0	1	1	0	0	1	1	1	0	0	1
Reest -	BA:	0	0	0	0	0	0	0	0	0	0	0
Orig	OP:	1	2									
	OT:	-1	1	0	0	0	0	0	0	0	0	0
014 1618 0 1 302 BA01 36 76 10 A												
Federal Fund												
Pres 16	BA:	40	40	40	40	40	40	40	40	40	40	40
Reest	OP:	58	61									
	OT:	64	67	70	74	77	81	85	90	95	100	105
Mar 15	BA:	40	40	40	40	40	40	40	40	40	40	40
Base	OP:	58	61									
	OT:	64	67	70	74	77	81	85	90	95	100	105
Orig	BA:	145	94	80	80	82	82	82	82	82	82	82
Pres	OP:	63	74									
	OT:	77	83	87	90	96	102	106	113	116	123	127
Reest -	BA:	0	0	0	0	0	0	0	0	0	0	0
Mar15	OP:	0	0									
	OT:	0	0	0	0	0	0	0	0	0	0	0
Reest -	BA:	-105	-54	-40	-40	-42	-42	-42	-42	-42	-42	-42
Orig	OP:	-5	-13									
	OT:	-13	-16	-17	-16	-19	-21	-21	-23	-21	-23	-22



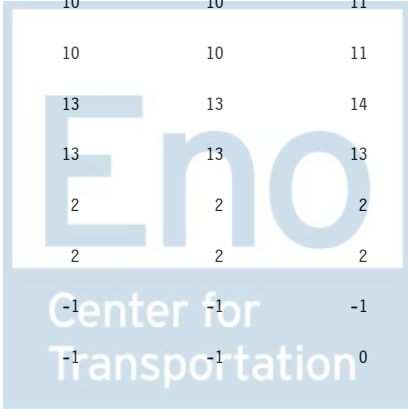
Sorted by FUNC, SFUN, TID, SUB
 (amounts in millions)

		2015	2016	2017	2018	2019	2020	2021	2022	2023	2024	2025
NATURAL RESOURCES AND ENVIRONMENT (300)												
Account Total for Natural Resource Damage Assessment Fund												
Pres 16	BA:	48	49	49	49	49	50	50	50	50	50	51
Reest	OP:	61	65									
	OT:	71	76	79	83	86	91	95	100	105	110	116
Mar 15	BA:	48	48	48	49	49	49	49	49	50	50	50
Base	OP:	61	65									
	OT:	71	75	78	83	86	90	94	99	105	110	115
Orig	BA:	153	103	89	89	91	92	92	92	92	92	93
Pres	OP:	65	76									
	OT:	85	91	96	99	105	112	116	123	126	133	138
Reest -	BA:	0	1	1	0	0	1	1	1	0	0	1
Mar15	OP:	0	0									
	OT:	0	1	1	0	0	1	1	1	0	0	1
Reest -	BA:	-105	-54	-40	-40	-42	-42	-42	-42	-42	-42	-42
Orig	OP:	-4	-11									
	OT:	-14	-15	-17	-16	-19	-21	-21	-23	-21	-23	-22
United States Fish and Wildlife Service												
Multinational species conservation fund												
014 1652 0 1 302 AA01 IN IN 03 0												
Appropriation												
Pres 16	BA:	9	11	11	11	12	12	12	12	12	13	13
Reest	OP:	3	4									
	OT:	8	11	11	11	12	12	12	12	12	13	13
Mar 15	BA:	9	9	9	9	10	10	10	10	10	11	11
Base	OP:	3	4									
	OT:	8	9	9	9	10	10	10	10	10	11	11
Orig	BA:	9	11	11	11	12	12	12	12	12	13	13
Pres	OP:	6	7									
	OT:	9	10	11	11	12	12	12	12	12	12	13
Reest -	BA:	0	2	2	2	2	2	2	2	2	2	2
Mar15	OP:	0	0									
	OT:	0	2	2	2	2	2	2	2	2	2	2
Reest -	BA:	0	0	0	0	0	0	0	0	0	0	0
Orig	OP:	-3	-3									
	OT:	-1	1	0	0	0	0	0	0	0	1	0



Sorted by FUNC, SFUN, TID, SUB
 (amounts in millions)

		2015	2016	2017	2018	2019	2020	2021	2022	2023	2024	2025
NATURAL RESOURCES AND ENVIRONMENT (300)												
014 1652 0 1 302 BA01 36 76 10												
Federal Fund												
Pres 16	BA:	0	0	0	0	0	0	0	0	0	0	0
Reest	OP:	0	0									
	OT:	0	0	0	0	0	0	0	0	0	0	0
Mar 15	BA:	0	0	0	0	0	0	0	0	0	0	0
Base	OP:	0	0									
	OT:	0	0	0	0	0	0	0	0	0	0	0
Orig	BA:	0	0	1	1	1	1	1	1	1	1	1
Pres	OP:	1	1									
	OT:	0	0	1	1	1	1	1	1	1	1	1
Reest -	BA:	0	0	0	0	0	0	0	0	0	0	0
Mar15	OP:	0	0									
	OT:	0	0	0	0	0	0	0	0	0	0	0
Reest -	BA:	0	0	-1	-1	-1	-1	-1	-1	-1	-1	-1
Orig	OP:	-1	-1									
	OT:	0	0	-1	-1	-1	-1	-1	-1	-1	-1	-1
Account Total for Multinational species conservation fund												
Pres 16	BA:	9	11	11	11	12	12	12	12	12	13	13
Reest	OP:	3	4									
	OT:	8	11	11	11	12	12	12	12	12	13	13
Mar 15	BA:	9	9	9	9	10	10	10	10	10	11	11
Base	OP:	3	4									
	OT:	8	9	9	9	10	10	10	10	10	11	11
Orig	BA:	9	11	12	12	13	13	13	13	13	14	14
Pres	OP:	7	8									
	OT:	9	10	12	12	13	13	13	13	13	14	14
Reest -	BA:	0	2	2	2	2	2	2	2	2	2	2
Mar15	OP:	0	0									
	OT:	0	2	2	2	2	2	2	2	2	2	2
Reest -	BA:	0	0	-1	-1	-1	-1	-1	-1	-1	-1	-1
Orig	OP:	-4	-4									
	OT:	-1	1	-1	-1	-1	-1	-1	-1	-1	0	-1



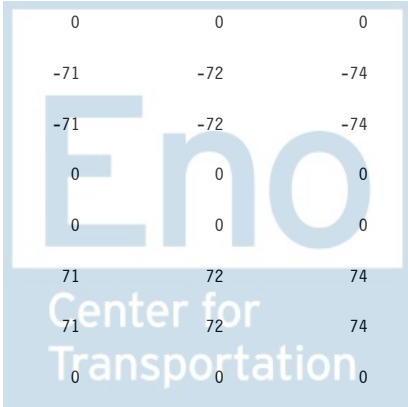
Sorted by FUNC, SFUN, TID, SUB
 (amounts in millions)

		2015	2016	2017	2018	2019	2020	2021	2022	2023	2024	2025
NATURAL RESOURCES AND ENVIRONMENT (300)												
Neotropical migratory bird conservation												
014 1696 0 1 302 AA01 IN IN 03 0												
Appropriation												
Pres 16	BA:	4	4	4	4	4	4	4	4	5	5	5
Reest	OP:	2	1									
	OT:	4	3	4	4	4	4	4	4	5	5	5
Mar 15	BA:	4	4	4	4	4	4	4	5	5	5	5
Base	OP:	2	1									
	OT:	4	3	4	4	4	4	4	5	5	5	5
Orig	BA:	4	4	4	4	4	4	4	4	5	5	5
Pres	OP:	5	4									
	OT:	6	5	4	4	4	4	4	4	5	6	6
Reest -	BA:	0	0	0	0	0	0	0	-1	0	0	0
Mar15	OP:	0	0									
	OT:	0	0	0	0	0	0	0	-1	0	0	0
Reest -	BA:	0	0	0	0	0	0	0	0	0	0	0
Orig	OP:	-3	-3									
	OT:	-2	-2	0	0	0	0	0	0	0	-1	-1



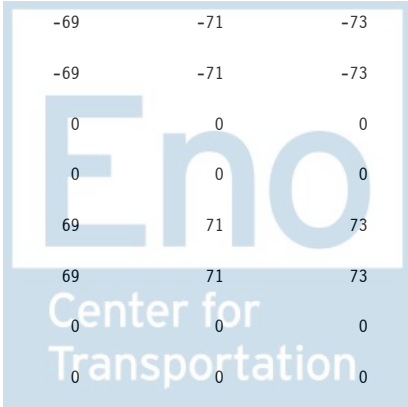
Sorted by FUNC, SFUN, TID, SUB
 (amounts in millions)

		2015	2016	2017	2018	2019	2020	2021	2022	2023	2024	2025
NATURAL RESOURCES AND ENVIRONMENT (300)												
Bureau of Safety and Environmental Enforcement												
Offshore Safety and Environmental Enforcement												
014 1700 0 1 302 AA01 IN IN 03 0												
Appropriation												
Pres 16	BA:	125	125	69	71	71	72	74	75	77	78	80
Reest	OP:	34	35									
	OT:	124	125	85	70	71	72	73	75	76	78	79
Mar 15	BA:	125	128	131	134	138	142	146	150	154	158	162
Base	OP:	34	35									
	OT:	124	127	130	133	137	141	145	149	153	157	161
Orig	BA:	66	68	69	71	71	72	74	75	77	78	80
Pres	OP:	93	92									
	OT:	91	93	68	70	70	70	73	73	75	77	77
Reest -	BA:	0	-3	-62	-63	-67	-70	-72	-75	-77	-80	-82
Mar15	OP:	0	0									
	OT:	0	-2	-45	-63	-66	-69	-72	-74	-77	-79	-82
Reest -	BA:	59	57	0	0	0	0	0	0	0	0	0
Orig	OP:	-59	-57									
	OT:	33	32	17	0	1	2	0	2	1	1	2
014 1700 0 1 302 AA02 IN IN 03 0												
Appropriation												
Pres 16	BA:	-59	-57	0	0	0	0	0	0	0	0	0
Reest	OP:	0	0									
	OT:	-59	-57	0	0	0	0	0	0	0	0	0
Mar 15	BA:	-59	-60	-62	-63	-65	-67	-69	-71	-72	-74	-76
Base	OP:	0	0									
	OT:	-59	-60	-62	-63	-65	-67	-69	-71	-72	-74	-76
Orig	BA:	0	0	0	0	0	0	0	0	0	0	0
Pres	OP:	0	0									
	OT:	0	0	0	0	0	0	0	0	0	0	0
Reest -	BA:	0	3	62	63	65	67	69	71	72	74	76
Mar15	OP:	0	0									
	OT:	0	3	62	63	65	67	69	71	72	74	76
Reest -	BA:	-59	-57	0	0	0	0	0	0	0	0	0
Orig	OP:	0	0									
	OT:	-59	-57	0	0	0	0	0	0	0	0	0



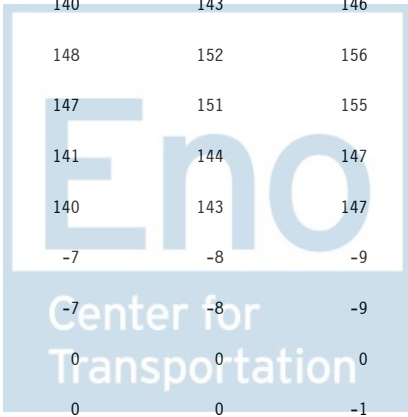
Sorted by FUNC, SFUN, TID, SUB
 (amounts in millions)

		2015	2016	2017	2018	2019	2020	2021	2022	2023	2024	2025
NATURAL RESOURCES AND ENVIRONMENT (300)												
014 1700 0 1 302 AC01 IN IN 03 0												
Appropriation - Existing Law Change												
Pres 16	BA:	65	65	0	0	0	0	0	0	0	0	0
Reest	OP:	3	3									
	OT:	65	65	3	0	0	0	0	0	0	0	0
Mar 15	BA:	65	66	68	70	72	74	76	78	80	82	84
Base	OP:	3	3									
	OT:	65	66	68	70	72	74	76	78	80	82	84
Orig	BA:	0	0	0	0	0	0	0	0	0	0	0
Pres	OP:	0	0									
	OT:	0	0	0	0	0	0	0	0	0	0	0
Reest -	BA:	0	-1	-68	-70	-72	-74	-76	-78	-80	-82	-84
Mar15	OP:	0	0									
	OT:	0	-1	-65	-70	-72	-74	-76	-78	-80	-82	-84
Reest -	BA:	65	65	0	0	0	0	0	0	0	0	0
Orig	OP:	3	3									
	OT:	65	65	3	0	0	0	0	0	0	0	0
014 1700 0 1 302 AC02 IN IN 03 0												
Appropriation - Existing Law Change												
Pres 16	BA:	-58	-65	0	0	0	0	0	0	0	0	0
Reest	OP:	0	0									
	OT:	-58	-65	0	0	0	0	0	0	0	0	0
Mar 15	BA:	-58	-59	-61	-62	-64	-66	-68	-69	-71	-73	-75
Base	OP:	0	0									
	OT:	-58	-59	-61	-62	-64	-66	-68	-69	-71	-73	-75
Orig	BA:	0	0	0	0	0	0	0	0	0	0	0
Pres	OP:	0	0									
	OT:	0	0	0	0	0	0	0	0	0	0	0
Reest -	BA:	0	-6	61	62	64	66	68	69	71	73	75
Mar15	OP:	0	0									
	OT:	0	-6	61	62	64	66	68	69	71	73	75
Reest -	BA:	-58	-65	0	0	0	0	0	0	0	0	0
Orig	OP:	0	0									
	OT:	-58	-65	0	0	0	0	0	0	0	0	0




Sorted by FUNC, SFUN, TID, SUB
 (amounts in millions)

		2015	2016	2017	2018	2019	2020	2021	2022	2023	2024	2025
NATURAL RESOURCES AND ENVIRONMENT (300)												
Account Total for Offshore Safety and Environmental Enforcement												
Pres 16	BA:	73	68	69	71	71	72	74	75	77	78	80
Reest	OP:	37	38									
	OT:	72	68	88	70	71	72	73	75	76	78	79
Mar 15	BA:	73	75	76	79	81	83	85	88	91	93	95
Base	OP:	37	38									
	OT:	72	74	75	78	80	82	84	87	90	92	94
Orig	BA:	66	68	69	71	71	72	74	75	77	78	80
Pres	OP:	93	92									
	OT:	91	93	68	70	70	70	73	73	75	77	77
Reest -	BA:	0	-7	-7	-8	-10	-11	-11	-13	-14	-15	-15
Mar15	OP:	0	0									
	OT:	0	-6	13	-8	-9	-10	-11	-12	-14	-14	-15
Reest -	BA:	7	0	0	0	0	0	0	0	0	0	0
Orig	OP:	-56	-54									
	OT:	-19	-25	20	0	1	2	0	2	1	1	2
Office of Surface Mining Reclamation and Enforcement												
Regulation and technology												
014 1801 0 1 302 AA01 IN IN 03 0												
Appropriation												
Pres 16	BA:	123	128	131	133	135	136	139	141	144	147	150
Reest	OP:	36	41									
	OT:	118	127	130	132	134	136	138	140	143	146	149
Mar 15	BA:	123	126	129	132	136	140	144	148	152	156	160
Base	OP:	36	41									
	OT:	118	125	128	131	135	139	143	147	151	155	159
Orig	BA:	123	128	131	133	135	136	139	141	144	147	150
Pres	OP:	58	40									
	OT:	141	127	130	132	134	136	138	140	143	147	149
Reest -	BA:	0	2	2	1	-1	-4	-5	-7	-8	-9	-10
Mar15	OP:	0	0									
	OT:	0	2	2	1	-1	-3	-5	-7	-8	-9	-10
Reest -	BA:	0	0	0	0	0	0	0	0	0	0	0
Orig	OP:	-22	1									
	OT:	-23	0	0	0	0	0	0	0	0	-1	0



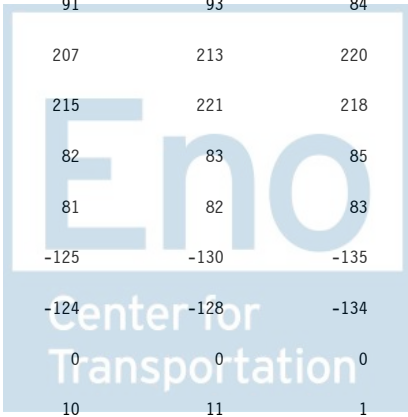
Sorted by FUNC, SFUN, TID, SUB
 (amounts in millions)

		2015	2016	2017	2018	2019	2020	2021	2022	2023	2024	2025
NATURAL RESOURCES AND ENVIRONMENT (300)												
Payments to States in Lieu of Coal Fee Receipts												
014 1803 0 1 302 BA01 36 74 10												
Federal Fund												
Pres 16	BA:	0	0	0	0	0	0	0	0	0	0	0
Reest	OP:	0	0									
	OT:	0	0	0	0	0	0	0	0	0	0	0
Mar 15	BA:	0	0	0	0	0	0	0	0	0	0	0
Base	OP:	0	0									
	OT:	0	0	0	0	0	0	0	0	0	0	0
Orig	BA:	0	0	0	0	0	0	0	0	0	0	0
Pres	OP:	78	34									
	OT:	78	34	34	34	34	34	0	0	0	0	0
Reest -	BA:	0	0	0	0	0	0	0	0	0	0	0
Mar15	OP:	0	0									
	OT:	0	0	0	0	0	0	0	0	0	0	0
Reest -	BA:	0	0	0	0	0	0	0	0	0	0	0
Orig	OP:	-78	-34									
	OT:	-78	-34	-34	-34	-34	-34	0	0	0	0	0
014 1803 0 1 302 BS01 36 74 10 A												
Sequester												
Pres 16	BA:	-5	0	0	0	0	0	0	0	0	0	0
Reest	OP:	-1	-2									
	OT:	-2	-2	-2	-2	-1	0	0	0	0	0	0
Mar 15	BA:	-5	0	0	0	0	0	0	0	0	0	0
Base	OP:	-1	-2									
	OT:	-2	-2	-2	-2	-1	0	0	0	0	0	0
Orig	BA:	0	0	0	0	0	0	0	0	0	0	0
Pres	OP:	0	0									
	OT:	0	0	0	0	0	0	0	0	0	0	0
Reest -	BA:	0	0	0	0	0	0	0	0	0	0	0
Mar15	OP:	0	0									
	OT:	0	0	0	0	0	0	0	0	0	0	0
Reest -	BA:	-5	0	0	0	0	0	0	0	0	0	0
Orig	OP:	-1	-2									
	OT:	-2	-2	-2	-2	-1	0	0	0	0	0	0



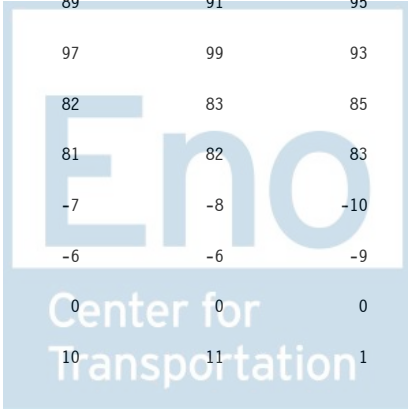
Sorted by FUNC, SFUN, TID, SUB
 (amounts in millions)

		2015	2016	2017	2018	2019	2020	2021	2022	2023	2024	2025
NATURAL RESOURCES AND ENVIRONMENT (300)												
Account Total for Payments to States in Lieu of Coal Fee Receipts												
Pres 16	BA:	-5	0	0	0	0	0	0	0	0	0	0
Reest	OP:	-1	-2									
	OT:	-2	-2	-2	-2	-1	0	0	0	0	0	0
Mar 15	BA:	-5	0	0	0	0	0	0	0	0	0	0
Base	OP:	-1	-2									
	OT:	-2	-2	-2	-2	-1	0	0	0	0	0	0
Orig	BA:	0	0	0	0	0	0	0	0	0	0	0
Pres	OP:	78	34									
	OT:	78	34	34	34	34	34	0	0	0	0	0
Reest -	BA:	0	0	0	0	0	0	0	0	0	0	0
Mar15	OP:	0	0									
	OT:	0	0	0	0	0	0	0	0	0	0	0
Reest -	BA:	-5	0	0	0	0	0	0	0	0	0	0
Orig	OP:	-79	-36									
	OT:	-80	-36	-36	-36	-35	-34	0	0	0	0	0
Bureau of Ocean Energy Management												
Ocean Energy Management												
014 1917 0 1 302 AA01 IN IN 03 0												
Appropriation												
Pres 16	BA:	170	171	75	77	78	79	80	82	83	85	87
Reest	OP:	47	60									
	OT:	169	183	112	86	88	89	90	91	93	84	86
Mar 15	BA:	170	174	179	184	190	196	201	207	213	220	226
Base	OP:	47	60									
	OT:	169	185	188	193	198	204	210	215	221	218	224
Orig	BA:	72	74	75	77	78	79	80	82	83	85	87
Pres	OP:	97	45									
	OT:	114	63	74	75	76	79	79	81	82	83	86
Reest -	BA:	0	-3	-104	-107	-112	-117	-121	-125	-130	-135	-139
Mar15	OP:	0	0									
	OT:	0	-2	-76	-107	-110	-115	-120	-124	-128	-134	-138
Reest -	BA:	98	97	0	0	0	0	0	0	0	0	0
Orig	OP:	-50	15									
	OT:	55	120	38	11	12	10	11	10	11	1	0



Sorted by FUNC, SFUN, TID, SUB
 (amounts in millions)

		2015	2016	2017	2018	2019	2020	2021	2022	2023	2024	2025
NATURAL RESOURCES AND ENVIRONMENT (300)												
014 1917 0 1 302 AA02 IN IN 03 0												
Appropriation												
Pres 16	BA:	-97	-97	0	0	0	0	0	0	0	0	0
Reest	OP:	0	0									
	OT:	-97	-97	0	0	0	0	0	0	0	0	0
Mar 15	BA:	-97	-99	-102	-105	-108	-112	-115	-118	-122	-125	-129
Base	OP:	0	0									
	OT:	-97	-99	-102	-105	-108	-112	-115	-118	-122	-125	-129
Orig	BA:	0	0	0	0	0	0	0	0	0	0	0
Pres	OP:	0	0									
	OT:	0	0	0	0	0	0	0	0	0	0	0
Reest -	BA:	0	2	102	105	108	112	115	118	122	125	129
Mar15	OP:	0	0									
	OT:	0	2	102	105	108	112	115	118	122	125	129
Reest -	BA:	-97	-97	0	0	0	0	0	0	0	0	0
Orig	OP:	0	0									
	OT:	-97	-97	0	0	0	0	0	0	0	0	0
Account Total for Ocean Energy Management												
Pres 16	BA:	73	74	75	77	78	79	80	82	83	85	87
Reest	OP:	47	60									
	OT:	72	86	112	86	88	89	90	91	93	84	86
Mar 15	BA:	73	75	77	79	82	84	86	89	91	95	97
Base	OP:	47	60									
	OT:	72	86	86	88	90	92	95	97	99	93	95
Orig	BA:	72	74	75	77	78	79	80	82	83	85	87
Pres	OP:	97	45									
	OT:	114	63	74	75	76	79	79	81	82	83	86
Reest -	BA:	0	-1	-2	-2	-4	-5	-6	-7	-8	-10	-10
Mar15	OP:	0	0									
	OT:	0	0	26	-2	-2	-3	-5	-6	-6	-9	-9
Reest -	BA:	1	0	0	0	0	0	0	0	0	0	0
Orig	OP:	-50	15									
	OT:	-42	23	38	11	12	10	11	10	11	1	0



Sorted by FUNC, SFUN, TID, SUB
 (amounts in millions)

	2015	2016	2017	2018	2019	2020	2021	2022	2023	2024	2025
NATURAL RESOURCES AND ENVIRONMENT (300)											
Bureau of Safety and Environmental Enforcement											
Oil Spill Research											
014 1920 0 1 302 AA01 IN IN 03 A											
Appropriation											
Pres 16 BA:	0	0	0	0	0	0	0	0	0	0	0
Reest OP:	1	0									
OT:	1	0	0	0	0	0	0	0	0	0	0
Mar 15 BA:	0	0	0	0	0	0	0	0	0	0	0
Base OP:	1	0									
OT:	1	0	0	0	0	0	0	0	0	0	0
Orig BA:	0	0	0	0	0	0	0	0	0	0	0
Pres OP:	0	0									
OT:	0	0	0	0	0	0	0	0	0	0	0
Reest - BA:	0	0	0	0	0	0	0	0	0	0	0
Mar15 OP:	0	0									
OT:	0	0	0	0	0	0	0	0	0	0	0
Reest - BA:	0	0	0	0	0	0	0	0	0	0	0
Orig OP:	1	0									
OT:	1	0	0	0	0	0	0	0	0	0	0




Sorted by FUNC, SFUN, TID, SUB
 (amounts in millions)

		2015	2016	2017	2018	2019	2020	2021	2022	2023	2024	2025
NATURAL RESOURCES AND ENVIRONMENT (300)												
Bureau of Indian Affairs and Bureau of Indian Education												
Operation of Indian programs												
014 2100 0 1 302 AA01 IN IN 03 0												
Appropriation												
Pres 16	BA:	185	259	264	269	272	275	280	287	292	297	303
Reest	OP:	39	46									
	OT:	178	240	261	268	271	274	279	285	291	296	301
Mar 15	BA:	185	189	193	198	203	208	213	219	224	230	236
Base	OP:	39	46									
	OT:	178	188	192	197	202	207	212	217	223	228	234
Orig	BA:	205	259	264	269	272	275	280	287	292	297	303
Pres	OP:	73	73									
	OT:	204	239	260	268	270	273	279	284	289	295	300
Reest -	BA:	0	70	71	71	69	67	67	68	68	67	67
Mar15	OP:	0	0									
	OT:	0	52	69	71	69	67	67	68	68	68	67
Reest -	BA:	-20	0	0	0	0	0	0	0	0	0	0
Orig	OP:	-34	-27									
	OT:	-26	1	1	0	1	1	0	1	2	1	1




Sorted by FUNC, SFUN, TID, SUB
 (amounts in millions)

		2015	2016	2017	2018	2019	2020	2021	2022	2023	2024	2025
NATURAL RESOURCES AND ENVIRONMENT (300)												
Bureau of Land Management												
Abandoned Well Remediation Fund												
014 2640 0 1 302 BA01 36 74 10 A												
Federal Fund												
Pres 16	BA:	36	0	0	0	4	0	0	0	0	0	0
Reest	OP:	3	14									
	OT:	10	14	13	7	1	1	1	1	0	0	0
Mar 15	BA:	36	0	0	0	4	0	0	0	0	0	0
Base	OP:	3	14									
	OT:	10	14	13	7	1	1	1	1	0	0	0
Orig	BA:	36	0	0	0	4	0	0	0	0	0	0
Pres	OP:	0	11									
	OT:	0	11	11	11	4	1	1	1	0	0	0
Reest -	BA:	0	0	0	0	0	0	0	0	0	0	0
Mar15	OP:	0	0									
	OT:	0	0	0	0	0	0	0	0	0	0	0
Reest -	BA:	0	0	0	0	0	0	0	0	0	0	0
Orig	OP:	3	3									
	OT:	10	3	2	-4	-3	0	0	0	0	0	0
014 2640 0 1 302 BS01 36 74 10 A												
Sequester												
Pres 16	BA:	-3	0	0	0	0	0	0	0	0	0	0
Reest	OP:	0	0									
	OT:	-3	0	0	0	0	0	0	0	0	0	0
Mar 15	BA:	-3	0	0	0	0	0	0	0	0	0	0
Base	OP:	0	0									
	OT:	-3	0	0	0	0	0	0	0	0	0	0
Orig	BA:	0	0	0	0	0	0	0	0	0	0	0
Pres	OP:	0	0									
	OT:	0	0	0	0	0	0	0	0	0	0	0
Reest -	BA:	0	0	0	0	0	0	0	0	0	0	0
Mar15	OP:	0	0									
	OT:	0	0	0	0	0	0	0	0	0	0	0
Reest -	BA:	-3	0	0	0	0	0	0	0	0	0	0
Orig	OP:	0	0									
	OT:	-3	0	0	0	0	0	0	0	0	0	0



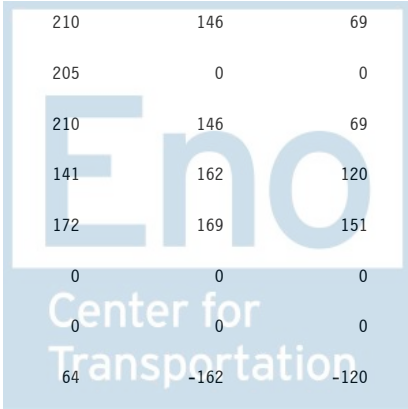
Sorted by FUNC, SFUN, TID, SUB
 (amounts in millions)

		2015	2016	2017	2018	2019	2020	2021	2022	2023	2024	2025
NATURAL RESOURCES AND ENVIRONMENT (300)												
Account Total for Abandoned Well Remediation Fund												
Pres 16	BA:	33	0	0	0	4	0	0	0	0	0	0
Reest	OP:	3	14		7	1	1	1	1	0	0	0
	OT:	7	14	13	7	1	1	1	1	0	0	0
Mar 15	BA:	33	0	0	0	4	0	0	0	0	0	0
Base	OP:	3	14		7	1	1	1	1	0	0	0
	OT:	7	14	13	7	1	1	1	1	0	0	0
Orig	BA:	36	0	0	0	4	0	0	0	0	0	0
Pres	OP:	0	11		11	4	1	1	1	0	0	0
	OT:	0	11	11	11	4	1	1	1	0	0	0
Reest -	BA:	0	0	0	0	0	0	0	0	0	0	0
Mar15	OP:	0	0		0	0	0	0	0	0	0	0
	OT:	0	0	0	0	0	0	0	0	0	0	0
Reest -	BA:	-3	0	0	0	0	0	0	0	0	0	0
Orig	OP:	3	3		3	3	3	3	3	3	3	3
	OT:	7	3	2	-4	-3	0	0	0	0	0	0
Working capital fund												
014 4525 0 4 302 AA01 IN IN 03 A												
Appropriation												
Pres 16	BA:	0	0	0	1	0	0	-1	0	0	1	-1
Reest	OP:	-10	-10		1	0	0	-1	0	0	1	-1
	OT:	-10	-10	0	1	0	0	-1	0	0	1	-1
Mar 15	BA:	0	0	0	0	0	0	0	0	0	0	0
Base	OP:	-10	-10		0	0	0	0	0	0	0	0
	OT:	-10	-10	0	0	0	0	0	0	0	0	0
Orig	BA:	0	0	0	1	0	0	-1	0	0	1	-1
Pres	OP:	31	39		-1	-1	0	-2	-1	-1	0	-2
	OT:	-8	0	-1	-1	-1	0	-2	-1	-1	0	-2
Reest -	BA:	0	0	0	1	0	0	-1	0	0	1	-1
Mar15	OP:	0	0		1	0	0	-1	0	0	1	-1
	OT:	0	0	0	1	0	0	-1	0	0	1	-1
Reest -	BA:	0	0	0	0	0	0	0	0	0	0	0
Orig	OP:	-41	-49		2	1	0	1	1	1	1	1
	OT:	-2	-10	1	2	1	0	1	1	1	1	1



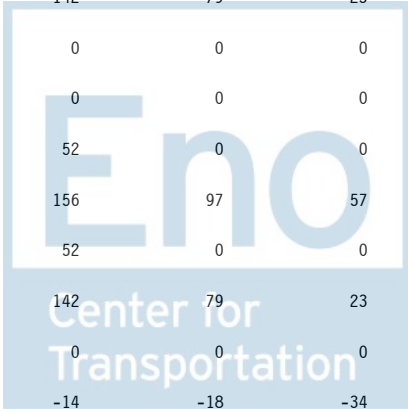
Sorted by FUNC, SFUN, TID, SUB
 (amounts in millions)

		2015	2016	2017	2018	2019	2020	2021	2022	2023	2024	2025
NATURAL RESOURCES AND ENVIRONMENT (300)												
Office of Surface Mining Reclamation and Enforcement												
Abandoned mine reclamation fund												
014 5015 0 2 302 AA01 IN IN 03 0												
Appropriation												
Pres 16	BA:	27	32	33	33	34	34	35	35	36	37	37
Reest	OP:	19	19									
	OT:	27	28	30	32	33	34	34	35	35	36	37
Mar 15	BA:	27	27	28	29	29	30	31	31	32	33	33
Base	OP:	19	19									
	OT:	27	27	27	28	29	29	30	31	31	32	33
Orig	BA:	27	32	33	33	34	34	35	35	36	37	37
Pres	OP:	4	4									
	OT:	27	31	33	33	34	34	35	35	36	36	37
Reest -	BA:	0	5	5	4	5	4	4	4	4	4	4
Mar15	OP:	0	0									
	OT:	0	1	3	4	4	5	4	4	4	4	4
Reest -	BA:	0	0	0	0	0	0	0	0	0	0	0
Orig	OP:	15	15									
	OT:	0	-3	-3	-1	-1	0	-1	0	-1	0	0
014 5015 0 2 302 BA01 36 74 10 A												
Federal Fund												
Pres 16	BA:	161	191	193	256	260	199	203	205	0	0	0
Reest	OP:	127	129									
	OT:	172	182	185	206	235	234	220	210	146	69	25
Mar 15	BA:	161	191	193	256	260	199	203	205	0	0	0
Base	OP:	127	129									
	OT:	172	182	185	206	235	234	220	210	146	69	25
Orig	BA:	168	185	178	188	188	181	180	141	162	120	118
Pres	OP:	134	136						172	169	151	141
	OT:	184	187	180	183	184	184	183	0	0	0	0
Reest -	BA:	0	0	0	0	0	0	0	0	0	0	0
Mar15	OP:	0	0						0	0	0	0
	OT:	0	0	0	0	0	0	0	0	0	0	0
Reest -	BA:	-7	6	15	68	72	18	23	64	-162	-120	-118
Orig	OP:	-7	-7									
	OT:	-12	-5	5	23	51	50	37	38	-23	-82	-116



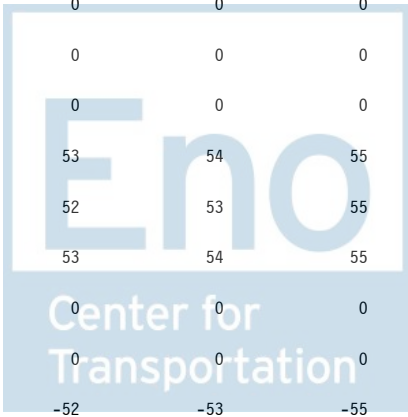
Sorted by FUNC, SFUN, TID, SUB
 (amounts in millions)

		2015	2016	2017	2018	2019	2020	2021	2022	2023	2024	2025
NATURAL RESOURCES AND ENVIRONMENT (300)												
014 5015 0 2 302 BS01 36 74 10 A												
Sequester												
Pres 16	BA:	-14	0	0	0	0	0	0	0	0	0	0
Reest	OP:	-5	-8									
	OT:	-9	-8	-5	-2	0	0	0	0	0	0	0
Mar 15	BA:	-14	-13	0	0	0	0	0	0	0	0	0
Base	OP:	-5	-8									
	OT:	-9	-12	-10	-5	-2	0	0	0	0	0	0
Orig	BA:	0	0	0	0	0	0	0	0	0	0	0
Pres	OP:	0	0									
	OT:	0	0	0	0	0	0	0	0	0	0	0
Reest -	BA:	0	13	0	0	0	0	0	0	0	0	0
Mar15	OP:	0	0									
	OT:	0	4	5	3	2	0	0	0	0	0	0
Reest -	BA:	-14	0	0	0	0	0	0	0	0	0	0
Orig	OP:	-5	-8									
	OT:	-9	-8	-5	-2	0	0	0	0	0	0	0
014 5015 0 2 302 EA01 36 74 10												
Proposed Legislation												
Increase AML Coal Fee & Provide \$1B Mandatory Appropriation (\$200m/year 2016-202)												
Pres 16	BA:	0	200	249	250	251	252	52	52	0	0	0
Reest	OP:	0	0									
	OT:	0	50	122	187	240	251	201	142	79	23	10
Mar 15	BA:	0	0	0	0	0	0	0	0	0	0	0
Base	OP:	0	0									
	OT:	0	0	0	0	0	0	0	0	0	0	0
Orig	BA:	0	200	249	250	251	252	52	52	0	0	0
Pres	OP:	0	0									
	OT:	0	55	109	164	205	243	196	156	97	57	16
Reest -	BA:	0	200	249	250	251	252	52	52	0	0	0
Mar15	OP:	0	0									
	OT:	0	50	122	187	240	251	201	142	79	23	10
Reest -	BA:	0	0	0	0	0	0	0	0	0	0	0
Orig	OP:	0	0									
	OT:	0	-5	13	23	35	8	5	-14	-18	-34	-6



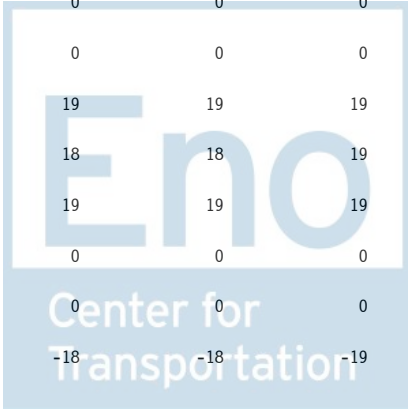
Sorted by FUNC, SFUN, TID, SUB
 (amounts in millions)

		2015	2016	2017	2018	2019	2020	2021	2022	2023	2024	2025
NATURAL RESOURCES AND ENVIRONMENT (300)												
Account Total for Abandoned mine reclamation fund												
Pres 16	BA:	174	423	475	539	545	485	290	292	36	37	37
Reest	OP:	141	140									
	OT:	190	252	332	423	508	519	455	387	260	128	72
Mar 15	BA:	174	205	221	285	289	229	234	236	32	33	33
Base	OP:	141	140									
	OT:	190	197	202	229	262	263	250	241	177	101	58
Orig	BA:	195	417	460	471	473	467	267	228	198	157	155
Pres	OP:	138	140									
	OT:	211	273	322	380	423	461	414	363	302	244	194
Reest -	BA:	0	218	254	254	256	256	56	56	4	4	4
Mar15	OP:	0	0									
	OT:	0	55	130	194	246	256	205	146	83	27	14
Reest -	BA:	-21	6	15	68	72	18	23	64	-162	-120	-118
Orig	OP:	3	0									
	OT:	-21	-21	10	43	85	58	41	24	-42	-116	-122
Bureau of Land Management												
Service charges, deposits, and forfeitures												
014 5017 0 2 302 AA01 IN IN 03												
Appropriation												
Pres 16	BA:	0	0	32	32	50	51	52	53	54	55	56
Reest	OP:	0	0									
	OT:	0	0	0	0	0	0	0	0	0	0	0
Mar 15	BA:	0	0	0	0	0	0	0	0	0	0	0
Base	OP:	0	0									
	OT:	0	0	0	0	0	0	0	0	0	0	0
Orig	BA:	32	31	32	32	50	51	52	53	54	55	56
Pres	OP:	11	16									
	OT:	27	32	32	32	41	51	52	52	53	55	56
Reest -	BA:	0	0	32	32	50	51	52	53	54	55	56
Mar15	OP:	0	0									
	OT:	0	0	0	0	0	0	0	0	0	0	0
Reest -	BA:	-32	-31	0	0	0	0	0	0	0	0	0
Orig	OP:	-11	-16									
	OT:	-27	-32	-32	-32	-41	-51	-52	-52	-53	-55	-56



Sorted by FUNC, SFUN, TID, SUB
 (amounts in millions)

		2015	2016	2017	2018	2019	2020	2021	2022	2023	2024	2025
NATURAL RESOURCES AND ENVIRONMENT (300)												
014 5017 0 2 302 AA02 IN IN 03												
Appropriation												
Pres 16	BA:	0	0	-32	-32	-33	-33	-34	-34	-35	-36	-36
Reest	OP:	0	0									
	OT:	0	0	0	0	0	0	0	0	0	0	0
Mar 15	BA:	0	0	0	0	0	0	0	0	0	0	0
Base	OP:	0	0									
	OT:	0	0	0	0	0	0	0	0	0	0	0
Orig	BA:	-31	-31	-32	-32	-33	-33	-34	-34	-35	-36	-36
Pres	OP:	0	0									
	OT:	-31	-31	-32	-32	-33	-33	-34	-34	-35	-36	-36
Reest -	BA:	0	0	-32	-32	-33	-33	-34	-34	-35	-36	-36
Mar15	OP:	0	0									
	OT:	0	0	0	0	0	0	0	0	0	0	0
Reest -	BA:	31	31	0	0	0	0	0	0	0	0	0
Orig	OP:	0	0									
	OT:	31	31	32	32	33	33	34	34	35	36	36
Account Total for Service charges, deposits, and forfeitures												
Pres 16	BA:	0	0	0	0	17	18	18	19	19	19	20
Reest	OP:	0	0									
	OT:	0	0	0	0	0	0	0	0	0	0	0
Mar 15	BA:	0	0	0	0	0	0	0	0	0	0	0
Base	OP:	0	0									
	OT:	0	0	0	0	0	0	0	0	0	0	0
Orig	BA:	1	0	0	0	17	18	18	19	19	19	20
Pres	OP:	11	16									
	OT:	-4	1	0	0	8	18	18	18	18	19	20
Reest -	BA:	0	0	0	0	17	18	18	18	19	19	20
Mar15	OP:	0	0									
	OT:	0	0	0	0	0	0	0	0	0	0	0
Reest -	BA:	-1	0	0	0	0	0	0	0	0	0	0
Orig	OP:	-11	-16									
	OT:	4	-1	0	0	-8	-18	-18	-18	-18	-19	-20



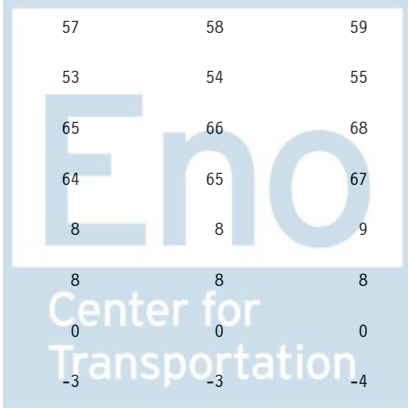
Sorted by FUNC, SFUN, TID, SUB
 (amounts in millions)

		2015	2016	2017	2018	2019	2020	2021	2022	2023	2024	2025
NATURAL RESOURCES AND ENVIRONMENT (300)												
United States Fish and Wildlife Service												
Land acquisition												
014 5020 0 2 302 AA03 IN IN 03 0												
Appropriation												
Pres 16	BA:	48	59	60	61	62	63	64	65	66	68	69
Reest	OP:	30	30									
	OT:	48	52	53	56	58	59	60	61	62	63	64
Mar 15	BA:	48	49	50	51	53	54	55	57	58	59	61
Base	OP:	30	30									
	OT:	48	49	47	47	49	50	51	53	54	55	56
Orig	BA:	48	59	60	61	62	63	64	65	66	68	69
Pres	OP:	37	39									
	OT:	55	63	67	67	66	65	64	64	65	67	69
Reest -	BA:	0	10	10	10	9	9	9	8	8	9	8
Mar15	OP:	0	0									
	OT:	0	3	6	9	9	9	9	8	8	8	8
Reest -	BA:	0	0	0	0	0	0	0	0	0	0	0
Orig	OP:	-7	-9									
	OT:	-7	-11	-14	-11	-8	-6	-4	-3	-3	-4	-5



Sorted by FUNC, SFUN, TID, SUB
 (amounts in millions)

		2015	2016	2017	2018	2019	2020	2021	2022	2023	2024	2025
NATURAL RESOURCES AND ENVIRONMENT (300)												
014 5020 0 2 302 EA01 36 74 10												
Proposed Legislation												
Mandatory Transfer from LWCF												
Pres 16	BA:	0	106	0	0	0	0	0	0	0	0	0
Reest	OP:	0	0									
	OT:	0	40	27	21	11	2	0	0	0	0	0
Mar 15	BA:	0	0	0	0	0	0	0	0	0	0	0
Base	OP:	0	0									
	OT:	0	0	0	0	0	0	0	0	0	0	0
Orig	BA:	0	106	0	0	0	0	0	0	0	0	0
Pres	OP:	0	0									
	OT:	0	42	64	0	0	0	0	0	0	0	0
Reest -	BA:	0	106	0	0	0	0	0	0	0	0	0
Mar15	OP:	0	0									
	OT:	0	40	27	21	11	2	0	0	0	0	0
Reest -	BA:	0	0	0	0	0	0	0	0	0	0	0
Orig	OP:	0	0									
	OT:	0	-2	-37	21	11	2	0	0	0	0	0
Account Total for Land acquisition												
Pres 16	BA:	48	165	60	61	62	63	64	65	66	68	69
Reest	OP:	30	30									
	OT:	48	92	80	77	69	61	60	61	62	63	64
Mar 15	BA:	48	49	50	51	53	54	55	57	58	59	61
Base	OP:	30	30									
	OT:	48	49	47	47	49	50	51	53	54	55	56
Orig	BA:	48	165	60	61	62	63	64	65	66	68	69
Pres	OP:	37	39									
	OT:	55	105	131	67	66	65	64	64	65	67	69
Reest -	BA:	0	116	10	10	9	9	9	8	8	9	8
Mar15	OP:	0	0									
	OT:	0	43	33	30	20	11	9	8	8	8	8
Reest -	BA:	0	0	0	0	0	0	0	0	0	0	0
Orig	OP:	-7	-9									
	OT:	-7	-13	-51	10	3	-4	-4	-3	-3	-4	-5



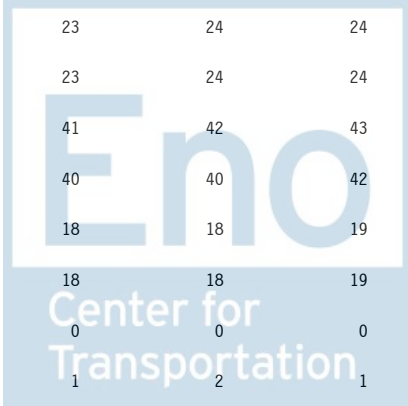
Sorted by FUNC, SFUN, TID, SUB
 (amounts in millions)

		2015	2016	2017	2018	2019	2020	2021	2022	2023	2024	2025
NATURAL RESOURCES AND ENVIRONMENT (300)												
Bureau of Land Management												
Land acquisition												
014 5033 0 2 302 AA05 IN IN 03 0												
Appropriation												
Pres 16	BA:	20	37	38	38	39	39	40	41	42	43	43
Reest	OP:	12	10									
	OT:	22	29	38	38	39	39	40	41	42	43	43
Mar 15	BA:	20	20	21	21	22	22	23	23	24	24	25
Base	OP:	12	10									
	OT:	22	20	21	21	22	22	23	23	24	24	25
Orig	BA:	20	37	38	38	39	39	40	41	42	43	43
Pres	OP:	10	15									
	OT:	15	24	34	38	38	39	39	40	40	42	43
Reest -	BA:	0	17	17	17	17	17	17	18	18	19	18
Mar15	OP:	0	0									
	OT:	0	9	17	17	17	17	17	18	18	19	18
Reest -	BA:	0	0	0	0	0	0	0	0	0	0	0
Orig	OP:	2	-5									
	OT:	7	5	4	0	1	0	1	1	2	1	0



Sorted by FUNC, SFUN, TID, SUB
 (amounts in millions)

		2015	2016	2017	2018	2019	2020	2021	2022	2023	2024	2025
NATURAL RESOURCES AND ENVIRONMENT (300)												
014 5033 0 2 302 EA01 36 74 10												
Proposed Legislation												
Mandatory Transfer from LWCF												
Pres 16	BA:	0	56	0	0	0	0	0	0	0	0	0
Reest	OP:	0	0									
	OT:	0	28	28	0	0	0	0	0	0	0	0
Mar 15	BA:	0	0	0	0	0	0	0	0	0	0	0
Base	OP:	0	0									
	OT:	0	0	0	0	0	0	0	0	0	0	0
Orig	BA:	0	56	0	0	0	0	0	0	0	0	0
Pres	OP:	0	0									
	OT:	0	6	8	20	22	0	0	0	0	0	0
Reest -	BA:	0	56	0	0	0	0	0	0	0	0	0
Mar15	OP:	0	0									
	OT:	0	28	28	0	0	0	0	0	0	0	0
Reest -	BA:	0	0	0	0	0	0	0	0	0	0	0
Orig	OP:	0	0									
	OT:	0	22	20	-20	-22	0	0	0	0	0	0
Account Total for Land acquisition												
Pres 16	BA:	20	93	38	38	39	39	40	41	42	43	43
Reest	OP:	12	10									
	OT:	22	57	66	38	39	39	40	41	42	43	43
Mar 15	BA:	20	20	21	21	22	22	23	23	24	24	25
Base	OP:	12	10									
	OT:	22	20	21	21	22	22	23	23	24	24	25
Orig	BA:	20	93	38	38	39	39	40	41	42	43	43
Pres	OP:	10	15									
	OT:	15	30	42	58	60	39	39	40	40	42	43
Reest -	BA:	0	73	17	17	17	17	17	18	18	19	18
Mar15	OP:	0	0									
	OT:	0	37	45	17	17	17	17	18	18	19	18
Reest -	BA:	0	0	0	0	0	0	0	0	0	0	0
Orig	OP:	2	-5									
	OT:	7	27	24	-20	-21	0	1	1	2	1	0




Sorted by FUNC, SFUN, TID, SUB
 (amounts in millions)

		2015	2016	2017	2018	2019	2020	2021	2022	2023	2024	2025
NATURAL RESOURCES AND ENVIRONMENT (300)												
Hardrock Reclamation Fund												
014 5111 0 2 302 EA01 36 74 10												
Proposed Legislation												
Establish Hardrock AML Fund												
Pres 16	BA:	0	0	150	200	200	200	200	200	200	200	200
Reest	OP:	0	0									
	OT:	0	0	38	88	138	188	200	200	200	200	200
Mar 15	BA:	0	0	0	0	0	0	0	0	0	0	0
Base	OP:	0	0									
	OT:	0	0	0	0	0	0	0	0	0	0	0
Orig	BA:	0	0	200	200	200	200	200	200	200	200	200
Pres	OP:	0	0									
	OT:	0	0	0	50	100	150	200	200	200	200	200
Reest -	BA:	0	0	150	200	200	200	200	200	200	200	200
Mar15	OP:	0	0									
	OT:	0	0	38	88	138	188	200	200	200	200	200
Reest -	BA:	0	0	-50	0	0	0	0	0	0	0	0
Orig	OP:	0	0									
	OT:	0	0	38	38	38	38	0	0	0	0	0



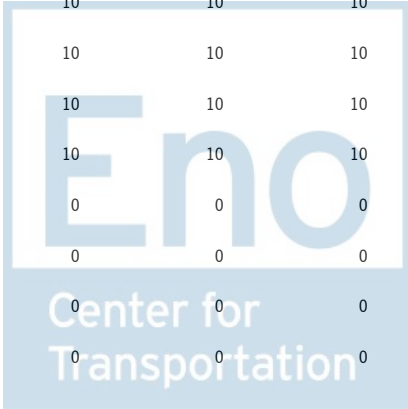
Sorted by FUNC, SFUN, TID, SUB
 (amounts in millions)

		2015	2016	2017	2018	2019	2020	2021	2022	2023	2024	2025
NATURAL RESOURCES AND ENVIRONMENT (300)												
Range improvements												
014 5132 0 2 302 AA01 IN IN 10 0												
Appropriation												
Pres 16	BA:	10	10	10	10	10	10	10	10	10	10	10
Reest	OP:	3	3									
	OT:	10	10	10	10	10	10	10	10	10	10	10
Mar 15	BA:	10	10	10	10	10	10	10	10	10	10	10
Base	OP:	3	3									
	OT:	10	10	10	10	10	10	10	10	10	10	10
Orig	BA:	10	10	10	10	10	10	10	10	10	10	10
Pres	OP:	3	6									
	OT:	7	10	10	10	10	10	10	10	10	10	10
Reest -	BA:	0	0	0	0	0	0	0	0	0	0	0
Mar15	OP:	0	0									
	OT:	0	0	0	0	0	0	0	0	0	0	0
Reest -	BA:	0	0	0	0	0	0	0	0	0	0	0
Orig	OP:	0	-3									
	OT:	3	0	0	0	0	0	0	0	0	0	0
014 5132 0 2 302 BA01 IN IN 10												
Federal Fund												
Pres 16	BA:	0	0	0	0	0	0	0	0	0	0	0
Reest	OP:	0	0									
	OT:	0	0	0	0	0	0	0	0	0	0	0
Mar 15	BA:	0	0	0	0	0	0	0	0	0	0	0
Base	OP:	0	0									
	OT:	0	0	0	0	0	0	0	0	0	0	0
Orig	BA:	-1	0	0	0	0	0	0	0	0	0	0
Pres	OP:	0	0									
	OT:	0	0	0	0	0	0	0	0	0	0	0
Reest -	BA:	0	0	0	0	0	0	0	0	0	0	0
Mar15	OP:	0	0									
	OT:	0	0	0	0	0	0	0	0	0	0	0
Reest -	BA:	1	0	0	0	0	0	0	0	0	0	0
Orig	OP:	0	0									
	OT:	0	0	0	0	0	0	0	0	0	0	0



Sorted by FUNC, SFUN, TID, SUB
 (amounts in millions)

		2015	2016	2017	2018	2019	2020	2021	2022	2023	2024	2025
NATURAL RESOURCES AND ENVIRONMENT (300)												
014 5132 0 2 302 BS01 36 74 10 A												
Sequester												
Pres 16	BA:	-1	0	0	0	0	0	0	0	0	0	0
Reest	OP:	0	0									
	OT:	-1	0	0	0	0	0	0	0	0	0	0
Mar 15	BA:	-1	-1	0	0	0	0	0	0	0	0	0
Base	OP:	0	0									
	OT:	-1	-1	0	0	0	0	0	0	0	0	0
Orig	BA:	0	0	0	0	0	0	0	0	0	0	0
Pres	OP:	0	0									
	OT:	0	0	0	0	0	0	0	0	0	0	0
Reest -	BA:	0	1	0	0	0	0	0	0	0	0	0
Mar15	OP:	0	0									
	OT:	0	1	0	0	0	0	0	0	0	0	0
Reest -	BA:	-1	0	0	0	0	0	0	0	0	0	0
Orig	OP:	0	0									
	OT:	-1	0	0	0	0	0	0	0	0	0	0
Account Total for Range improvements												
Pres 16	BA:	9	10	10	10	10	10	10	10	10	10	10
Reest	OP:	3	3									
	OT:	9	10	10	10	10	10	10	10	10	10	10
Mar 15	BA:	9	9	10	10	10	10	10	10	10	10	10
Base	OP:	3	3									
	OT:	9	9	10	10	10	10	10	10	10	10	10
Orig	BA:	9	10	10	10	10	10	10	10	10	10	10
Pres	OP:	3	6									
	OT:	7	10	10	10	10	10	10	10	10	10	10
Reest -	BA:	0	1	0	0	0	0	0	0	0	0	0
Mar15	OP:	0	0									
	OT:	0	1	0	0	0	0	0	0	0	0	0
Reest -	BA:	0	0	0	0	0	0	0	0	0	0	0
Orig	OP:	0	-3									
	OT:	2	0	0	0	0	0	0	0	0	0	0




Sorted by FUNC, SFUN, TID, SUB
 (amounts in millions)

		2015	2016	2017	2018	2019	2020	2021	2022	2023	2024	2025
NATURAL RESOURCES AND ENVIRONMENT (300)												
United States Fish and Wildlife Service												
Cooperative endangered species conservation fund												
014 5143 0 2 302 AA03 IN IN 03 0												
Appropriation												
Pres 16	BA:	50	50	51	52	53	53	54	55	56	57	59
Reest	OP:	55	52									
	OT:	65	62	60	56	51	52	53	53	54	55	56
Mar 15	BA:	50	51	52	53	54	55	56	57	58	60	61
Base	OP:	55	52									
	OT:	65	62	61	56	52	53	54	55	56	57	58
Orig	BA:	50	50	51	52	53	53	54	55	56	57	59
Pres	OP:	65	61									
	OT:	70	66	63	69	60	59	57	54	54	55	56
Reest -	BA:	0	-1	-1	-1	-1	-2	-2	-2	-2	-3	-2
Mar15	OP:	0	0									
	OT:	0	0	-1	0	-1	-1	-1	-2	-2	-2	-2
Reest -	BA:	0	0	0	0	0	0	0	0	0	0	0
Orig	OP:	-10	-9									
	OT:	-5	-4	-3	-13	-9	-7	-4	-1	0	0	0




Sorted by FUNC, SFUN, TID, SUB
 (amounts in millions)

		2015	2016	2017	2018	2019	2020	2021	2022	2023	2024	2025
NATURAL RESOURCES AND ENVIRONMENT (300)												
014 5143 0 2 302 BA01 36 76 10 0												
Federal Fund												
Intragovt Transfer from GF; NEEDS TO MATCH RECEIPTS IN 14999381302												
Pres 16	BA:	55	56	57	58	59	60	62	63	64	65	67
Reest	OP:	0	0									
	OT:	55	56	57	58	59	60	62	63	64	65	67
Mar 15	BA:	55	56	57	58	59	60	62	63	64	65	67
Base	OP:	0	0									
	OT:	55	56	57	58	59	60	62	63	64	65	67
Orig	BA:	74	58	56	57	58	59	61	63	64	66	68
Pres	OP:	0	0									
	OT:	74	58	56	57	58	59	61	63	64	66	68
Reest -	BA:	0	0	0	0	0	0	0	0	0	0	0
Mar15	OP:	0	0									
	OT:	0	0	0	0	0	0	0	0	0	0	0
Reest -	BA:	-19	-2	1	1	1	1	1	0	0	-1	-1
Orig	OP:	0	0									
	OT:	-19	-2	1	1	1	1	1	0	0	-1	-1
014 5143 0 2 302 EA01 36 76 10												
Proposed Legislation												
Mandatory Transfer from LWCF												
Pres 16	BA:	0	50	0	0	0	0	0	0	0	0	0
Reest	OP:	0	0									
	OT:	0	10	10	10	10	10	0	0	0	0	0
Mar 15	BA:	0	0	0	0	0	0	0	0	0	0	0
Base	OP:	0	0									
	OT:	0	0	0	0	0	0	0	0	0	0	0
Orig	BA:	0	50	0	0	0	0	0	0	0	0	0
Pres	OP:	0	0									
	OT:	0	5	8	20	18	0	0	0	0	0	0
Reest -	BA:	0	50	0	0	0	0	0	0	0	0	0
Mar15	OP:	0	0									
	OT:	0	10	10	10	10	10	0	0	0	0	0
Reest -	BA:	0	0	0	0	0	0	0	0	0	0	0
Orig	OP:	0	0									
	OT:	0	5	2	-10	-8	10	0	0	0	0	0




Sorted by FUNC, SFUN, TID, SUB
 (amounts in millions)

		2015	2016	2017	2018	2019	2020	2021	2022	2023	2024	2025
NATURAL RESOURCES AND ENVIRONMENT (300)												
Account Total for Cooperative endangered species conservation fund												
Pres 16	BA:	105	156	108	110	112	113	116	118	120	122	126
Reest	OP:	55	52									
	OT:	120	128	127	124	120	122	115	116	118	120	123
Mar 15	BA:	105	107	109	111	113	115	118	120	122	125	128
Base	OP:	55	52									
	OT:	120	118	118	114	111	113	116	118	120	122	125
Orig	BA:	124	158	107	109	111	112	115	118	120	123	127
Pres	OP:	65	61									
	OT:	144	129	127	146	136	118	118	117	118	121	124
Reest -	BA:	0	49	-1	-1	-1	-2	-2	-2	-2	-3	-2
Mar15	OP:	0	0									
	OT:	0	10	9	10	9	9	-1	-2	-2	-2	-2
Reest -	BA:	-19	-2	1	1	1	1	1	0	0	-1	-1
Orig	OP:	-10	-9									
	OT:	-24	-1	0	-22	-16	4	-3	-1	0	-1	-1
North American wetlands conservation fund												
014 5241 0 2 302 AA02 IN IN 03 0												
Appropriation												
Pres 16	BA:	34	34	35	35	36	36	37	38	38	39	40
Reest	OP:	28	26									
	OT:	37	35	35	34	35	35	36	37	37	38	39
Mar 15	BA:	34	35	35	36	37	37	38	39	40	41	41
Base	OP:	28	26									
	OT:	37	35	35	35	36	36	37	38	38	39	40
Orig	BA:	34	34	35	35	36	36	37	38	38	39	40
Pres	OP:	31	32									
	OT:	36	37	39	34	35	35	36	37	38	38	39
Reest -	BA:	0	-1	0	-1	-1	-1	-1	-1	-1	-1	-1
Mar15	OP:	0	0									
	OT:	0	0	0	-1	-1	-1	-1	-1	-1	-1	-1
Reest -	BA:	0	0	0	0	0	0	0	0	0	0	0
Orig	OP:	-3	-6									
	OT:	1	-2	-4	0	0	0	0	0	-1	0	0



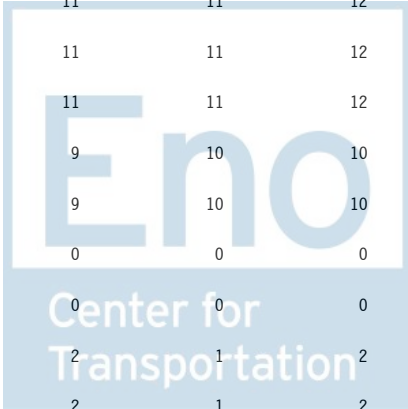
Sorted by FUNC, SFUN, TID, SUB
 (amounts in millions)

		2015	2016	2017	2018	2019	2020	2021	2022	2023	2024	2025
NATURAL RESOURCES AND ENVIRONMENT (300)												
014 5241 0 2 302 BA01 36 76 10 1												
Federal Fund												
Reclassified from 14-5241-02-303												
Pres 16	BA:	1	1	1	1	1	1	1	1	1	1	1
Reest	OP:	0	0									
	OT:	1	1	1	1	1	1	1	1	1	1	1
Mar 15	BA:	1	1	1	1	1	1	1	1	1	1	1
Base	OP:	0	0									
	OT:	1	1	1	1	1	1	1	1	1	1	1
Orig	BA:	20	21	13	13	17	1	1	1	1	1	1
Pres	OP:	9	13									
	OT:	14	18	19	16	14	10	6	2	1	1	1
Reest -	BA:	0	0	0	0	0	0	0	0	0	0	0
Mar15	OP:	0	0									
	OT:	0	0	0	0	0	0	0	0	0	0	0
Reest -	BA:	-19	-20	-12	-12	-16	0	0	0	0	0	0
Orig	OP:	-9	-13									
	OT:	-13	-17	-18	-15	-13	-9	-5	-1	0	0	0
014 5241 0 2 302 BS01 36 76 10 A												
Sequester												
Pres 16	BA:	-2	0	0	0	0	0	0	0	0	0	0
Reest	OP:	0	-1									
	OT:	-1	-1	0	0	0	0	0	0	0	0	0
Mar 15	BA:	-2	-1	0	0	0	0	0	0	0	0	0
Base	OP:	0	-1									
	OT:	-1	-2	0	0	0	0	0	0	0	0	0
Orig	BA:	0	0	0	0	0	0	0	0	0	0	0
Pres	OP:	0	0									
	OT:	0	0	0	0	0	0	0	0	0	0	0
Reest -	BA:	0	1	0	0	0	0	0	0	0	0	0
Mar15	OP:	0	0									
	OT:	0	1	0	0	0	0	0	0	0	0	0
Reest -	BA:	-2	0	0	0	0	0	0	0	0	0	0
Orig	OP:	0	-1									
	OT:	-1	-1	0	0	0	0	0	0	0	0	0



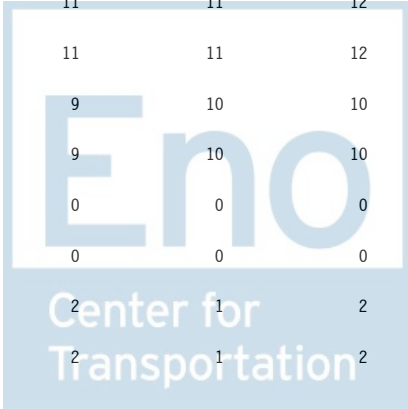
Sorted by FUNC, SFUN, TID, SUB
 (amounts in millions)

		2015	2016	2017	2018	2019	2020	2021	2022	2023	2024	2025
NATURAL RESOURCES AND ENVIRONMENT (300)												
Account Total for North American wetlands conservation fund												
Pres 16	BA:	33	35	36	36	37	37	38	39	39	40	41
Reest	OP:	28	25									
	OT:	37	35	36	35	36	36	37	38	38	39	40
Mar 15	BA:	33	35	36	37	38	38	39	40	41	42	42
Base	OP:	28	25									
	OT:	37	34	36	36	37	37	38	39	39	40	41
Orig	BA:	54	55	48	48	53	37	38	39	39	40	41
Pres	OP:	40	45									
	OT:	50	55	58	50	49	45	42	39	39	39	40
Reest -	BA:	0	0	0	-1	-1	-1	-1	-1	-2	-2	-1
Mar15	OP:	0	0									
	OT:	0	1	0	-1	-1	-1	-1	-1	-1	-1	-1
Reest -	BA:	-21	-20	-12	-12	-16	0	0	0	0	0	0
Orig	OP:	-12	-20									
	OT:	-13	-20	-22	-15	-13	-9	-5	-1	-1	0	0
Departmental Offices												
National Forests Fund, Payment to States												
014 5243 0 2 302 BA01 36 74 10 1												
Federal Fund												
Pres 16	BA:	10	10	10	10	11	11	11	11	11	12	12
Reest	OP:	0	0									
	OT:	10	10	10	10	11	11	11	11	11	12	12
Mar 15	BA:	10	10	10	10	11	11	11	11	11	12	12
Base	OP:	0	0									
	OT:	10	10	10	10	11	11	11	11	11	12	12
Orig	BA:	9	10	9	9	9	9	9	9	10	10	10
Pres	OP:	0	0									
	OT:	9	9	9	9	9	9	9	9	10	10	10
Reest -	BA:	0	0	0	0	0	0	0	0	0	0	0
Mar15	OP:	0	0									
	OT:	0	0	0	0	0	0	0	0	0	0	0
Reest -	BA:	1	0	1	1	2	2	2	2	2	2	2
Orig	OP:	0	0									
	OT:	1	1	1	1	2	2	2	2	2	2	2




Sorted by FUNC, SFUN, TID, SUB
 (amounts in millions)

		2015	2016	2017	2018	2019	2020	2021	2022	2023	2024	2025
NATURAL RESOURCES AND ENVIRONMENT (300)												
014 5243 0 2 302 BS01 36 74 10 A												
Sequester												
Pres 16	BA:	-1	0	0	0	0	0	0	0	0	0	0
Reest	OP:	0	0									
	OT:	-1	0	0	0	0	0	0	0	0	0	0
Mar 15	BA:	-1	-1	0	0	0	0	0	0	0	0	0
Base	OP:	0	0									
	OT:	-1	-1	0	0	0	0	0	0	0	0	0
Orig	BA:	0	0	0	0	0	0	0	0	0	0	0
Pres	OP:	0	0									
	OT:	0	0	0	0	0	0	0	0	0	0	0
Reest -	BA:	0	1	0	0	0	0	0	0	0	0	0
Mar15	OP:	0	0									
	OT:	0	1	0	0	0	0	0	0	0	0	0
Reest -	BA:	-1	0	0	0	0	0	0	0	0	0	0
Orig	OP:	0	0									
	OT:	-1	0	0	0	0	0	0	0	0	0	0
Account Total for National Forests Fund, Payment to States												
Pres 16	BA:	9	10	10	10	11	11	11	11	11	12	12
Reest	OP:	0	0									
	OT:	9	10	10	10	11	11	11	11	11	12	12
Mar 15	BA:	9	9	10	10	11	11	11	11	11	12	12
Base	OP:	0	0									
	OT:	9	9	10	10	11	11	11	11	11	12	12
Orig	BA:	9	10	9	9	9	9	9	9	9	10	10
Pres	OP:	0	0									
	OT:	9	9	9	9	9	9	9	9	9	10	10
Reest -	BA:	0	1	0	0	0	0	0	0	0	0	0
Mar15	OP:	0	0									
	OT:	0	1	0	0	0	0	0	0	0	0	0
Reest -	BA:	0	0	1	1	2	2	2	2	2	2	2
Orig	OP:	0	0									
	OT:	0	1	1	1	2	2	2	2	2	2	2



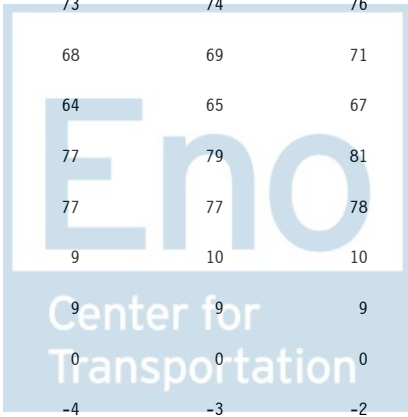
Sorted by FUNC, SFUN, TID, SUB
 (amounts in millions)

		2015	2016	2017	2018	2019	2020	2021	2022	2023	2024	2025
NATURAL RESOURCES AND ENVIRONMENT (300)												
Leases of Lands Acquired for Flood Control, Navigation, and Alli												
014 5248 0 2 302 BA01 36 74 10 0												
Federal Fund												
PMTS TO STATES, FLOOD CONTROL ACT												
Pres 16	BA:	31	31	32	33	33	34	35	35	36	37	38
Reest	OP:	0	0									
	OT:	31	31	32	33	33	34	35	35	36	37	38
Mar 15	BA:	31	31	32	33	33	34	35	35	36	37	38
Base	OP:	0	0									
	OT:	31	31	32	33	33	34	35	35	36	37	38
Orig	BA:	42	46	44	44	45	46	47	48	49	50	51
Pres	OP:	0	0									
	OT:	43	43	44	44	45	46	47	48	49	50	51
Reest -	BA:	0	0	0	0	0	0	0	0	0	0	0
Mar15	OP:	0	0									
	OT:	0	0	0	0	0	0	0	0	0	0	0
Reest -	BA:	-11	-15	-12	-11	-12	-12	-12	-13	-13	-13	-13
Orig	OP:	0	0									
	OT:	-12	-12	-12	-11	-12	-12	-12	-13	-13	-13	-13
014 5248 0 2 302 BS01 36 74 10 A												
Sequester												
Pres 16	BA:	-3	0	0	0	0	0	0	0	0	0	0
Reest	OP:	0	0									
	OT:	-3	0	0	0	0	0	0	0	0	0	0
Mar 15	BA:	-3	-3	0	0	0	0	0	0	0	0	0
Base	OP:	0	0									
	OT:	-3	-3	0	0	0	0	0	0	0	0	0
Orig	BA:	0	0	0	0	0	0	0	0	0	0	0
Pres	OP:	0	0									
	OT:	0	0	0	0	0	0	0	0	0	0	0
Reest -	BA:	0	3	0	0	0	0	0	0	0	0	0
Mar15	OP:	0	0									
	OT:	0	3	0	0	0	0	0	0	0	0	0
Reest -	BA:	-3	0	0	0	0	0	0	0	0	0	0
Orig	OP:	0	0									
	OT:	-3	0	0	0	0	0	0	0	0	0	0



Sorted by FUNC, SFUN, TID, SUB
 (amounts in millions)

		2015	2016	2017	2018	2019	2020	2021	2022	2023	2024	2025
NATURAL RESOURCES AND ENVIRONMENT (300)												
Account Total for Leases of Lands Acquired for Flood Control, Navigation, and Alli												
Pres 16	BA:	28	31	32	33	33	34	35	35	36	37	38
Reest	OP:	0	0									
	OT:	28	31	32	33	33	34	35	35	36	37	38
Mar 15	BA:	28	28	32	33	33	34	35	35	36	37	38
Base	OP:	0	0									
	OT:	28	28	32	33	33	34	35	35	36	37	38
Orig	BA:	42	46	44	44	45	46	47	48	49	50	51
Pres	OP:	0	0									
	OT:	43	43	44	44	45	46	47	48	49	50	51
Reest -	BA:	0	3	0	0	0	0	0	0	0	0	0
Mar15	OP:	0	0									
	OT:	0	3	0	0	0	0	0	0	0	0	0
Reest -	BA:	-14	-15	-12	-11	-12	-12	-12	-13	-13	-13	-13
Orig	OP:	0	0									
	OT:	-15	-12	-12	-11	-12	-12	-12	-13	-13	-13	-13
United States Fish and Wildlife Service												
State Wildlife Grants												
014 5474 0 2 302 AA01 IN IN 03 0												
Appropriation												
Pres 16	BA:	59	70	71	73	74	74	75	77	79	81	82
Reest	OP:	59	70									
	OT:	65	77	86	81	77	73	73	73	74	76	78
Mar 15	BA:	59	60	61	62	64	65	66	68	69	71	72
Base	OP:	59	70									
	OT:	65	76	83	74	68	63	64	64	65	67	68
Orig	BA:	59	70	71	73	74	74	75	77	79	81	82
Pres	OP:	58	61									
	OT:	71	77	85	86	85	85	80	77	77	78	79
Reest -	BA:	0	10	10	11	10	9	9	9	10	10	10
Mar15	OP:	0	0									
	OT:	0	1	3	7	9	10	9	9	9	9	10
Reest -	BA:	0	0	0	0	0	0	0	0	0	0	0
Orig	OP:	1	9									
	OT:	-6	0	1	-5	-8	-12	-7	-4	-3	-2	-1



Sorted by FUNC, SFUN, TID, SUB
 (amounts in millions)

		2015	2016	2017	2018	2019	2020	2021	2022	2023	2024	2025
NATURAL RESOURCES AND ENVIRONMENT (300)												
Landowner incentive program												
014 5496 0 2 302 AA02 IN IN 03 0												
Appropriation												
Pres 16	BA:	0	0	0	0	0	0	0	0	0	0	0
Reest	OP:	4	0									
	OT:	4	0	0	0	0	0	0	0	0	0	0
Mar 15	BA:	0	0	0	0	0	0	0	0	0	0	0
Base	OP:	4	0									
	OT:	4	0	0	0	0	0	0	0	0	0	0
Orig	BA:	0	0	0	0	0	0	0	0	0	0	0
Pres	OP:	3	4									
	OT:	3	4	0	0	0	0	0	0	0	0	0
Reest -	BA:	0	0	0	0	0	0	0	0	0	0	0
Mar15	OP:	0	0									
	OT:	0	0	0	0	0	0	0	0	0	0	0
Reest -	BA:	0	0	0	0	0	0	0	0	0	0	0
Orig	OP:	1	-4									
	OT:	1	-4	0	0	0	0	0	0	0	0	0



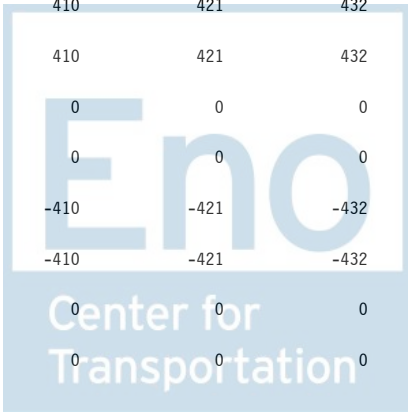
Sorted by FUNC, SFUN, TID, SUB
 (amounts in millions)

		2015	2016	2017	2018	2019	2020	2021	2022	2023	2024	2025
NATURAL RESOURCES AND ENVIRONMENT (300)												
Departmental Offices												
States Share from Certain Gulf of Mexico Leases												
014 5535 0 2 302 BA01 36 74 10 A												
Federal Fund												
GOMESA-spending OCS receipts												
Pres 16	BA:	1	1	6	401	421	408	416	410	421	432	427
Reest	OP:	0	0									
	OT:	1	1	6	401	421	408	416	410	421	432	427
Mar 15	BA:	1	1	6	401	421	408	416	410	421	432	427
Base	OP:	0	0									
	OT:	1	1	6	401	421	408	416	410	421	432	427
Orig	BA:	0	0	2	367	375	376	378	380	385	393	415
Pres	OP:	0	0									
	OT:	0	0	2	367	375	376	378	380	385	393	415
Reest -	BA:	0	0	0	0	0	0	0	0	0	0	0
Mar15	OP:	0	0									
	OT:	0	0	0	0	0	0	0	0	0	0	0
Reest -	BA:	1	1	4	34	46	32	38	30	36	39	12
Orig	OP:	0	0									
	OT:	1	1	4	34	46	32	38	30	36	39	12



Sorted by FUNC, SFUN, TID, SUB
 (amounts in millions)

		2015	2016	2017	2018	2019	2020	2021	2022	2023	2024	2025
NATURAL RESOURCES AND ENVIRONMENT (300)												
014 5535 0 2 302 EA01 36 74 10												
Proposed Legislation												
Pres 16	BA:	0	0	0	-401	-421	-408	-416	-410	-421	-432	-427
Reest	OP:	0	0									
	OT:	0	0	0	-401	-421	-408	-416	-410	-421	-432	-427
Mar 15	BA:	0	0	0	0	0	0	0	0	0	0	0
Base	OP:	0	0									
	OT:	0	0	0	0	0	0	0	0	0	0	0
Orig	BA:	0	0	0	-367	-375	-376	-378	-380	-385	-393	-415
Pres	OP:	0	0									
	OT:	0	0	0	-367	-375	-376	-378	-380	-385	-393	-415
Reest -	BA:	0	0	0	-401	-421	-408	-416	-410	-421	-432	-427
Mar15	OP:	0	0									
	OT:	0	0	0	-401	-421	-408	-416	-410	-421	-432	-427
Reest -	BA:	0	0	0	-34	-46	-32	-38	-30	-36	-39	-12
Orig	OP:	0	0									
	OT:	0	0	0	-34	-46	-32	-38	-30	-36	-39	-12
Account Total for States Share from Certain Gulf of Mexico Leases												
Pres 16	BA:	1	1	6	0	0	0	0	0	0	0	0
Reest	OP:	0	0									
	OT:	1	1	6	0	0	0	0	0	0	0	0
Mar 15	BA:	1	1	6	401	421	408	416	410	421	432	427
Base	OP:	0	0									
	OT:	1	1	6	401	421	408	416	410	421	432	427
Orig	BA:	0	0	2	0	0	0	0	0	0	0	0
Pres	OP:	0	0									
	OT:	0	0	2	0	0	0	0	0	0	0	0
Reest -	BA:	0	0	0	-401	-421	-408	-416	-410	-421	-432	-427
Mar15	OP:	0	0									
	OT:	0	0	0	-401	-421	-408	-416	-410	-421	-432	-427
Reest -	BA:	1	1	4	0	0	0	0	0	0	0	0
Orig	OP:	0	0									
	OT:	1	1	4	0	0	0	0	0	0	0	0



Sorted by FUNC, SFUN, TID, SUB
 (amounts in millions)

		2015	2016	2017	2018	2019	2020	2021	2022	2023	2024	2025
NATURAL RESOURCES AND ENVIRONMENT (300)												
United States Fish and Wildlife Service												
Contributed funds												
014 8216 0 7 302 BB01 36 76 10 0												
Trust Fund												
MUST MATCH RECEIPTS IN 14 9991 8 7 302												
Pres 16	BA:	4	4	4	4	4	4	4	4	4	4	4
Reest	OP:	2	2									
	OT:	4	4	4	4	4	4	4	4	4	4	4
Mar 15	BA:	4	4	4	4	4	4	4	4	4	4	4
Base	OP:	2	2									
	OT:	4	4	4	4	4	4	4	4	4	4	4
Orig	BA:	3	3	3	3	3	3	3	3	3	3	3
Pres	OP:	4	4									
	OT:	5	5	4	4	3	3	3	3	3	3	3
Reest -	BA:	0	0	0	0	0	0	0	0	0	0	0
Mar15	OP:	0	0									
	OT:	0	0	0	0	0	0	0	0	0	0	0
Reest -	BA:	1	1	1	1	1	1	1	1	1	1	1
Orig	OP:	-2	-2									
	OT:	-1	-1	0	0	1	1	1	1	1	1	1



Sorted by FUNC, SFUN, TID, SUB
 (amounts in millions)

		2015	2016	2017	2018	2019	2020	2021	2022	2023	2024	2025
NATURAL RESOURCES AND ENVIRONMENT (300)												
Bureau of Safety and Environmental Enforcement												
Oil Spill Research												
014 8370 0 7 302 AA01 IN IN 03 0												
Appropriation												
Pres 16	BA:	15	15	15	16	16	16	16	17	17	17	18
Reest	OP:	7	9									
	OT:	15	17	16	17	17	16	16	17	17	17	18
Mar 15	BA:	15	15	16	16	16	17	17	18	18	18	19
Base	OP:	7	9									
	OT:	15	17	17	17	17	17	17	18	18	18	19
Orig	BA:	15	15	15	16	16	16	16	17	17	17	18
Pres	OP:	15	14									
	OT:	23	22	16	16	16	16	16	16	16	16	17
Reest -	BA:	0	0	-1	0	0	-1	-1	-1	-1	-1	-1
Mar15	OP:	0	0									
	OT:	0	0	-1	0	0	-1	-1	-1	-1	-1	-1
Reest -	BA:	0	0	0	0	0	0	0	0	0	0	0
Orig	OP:	-8	-5									
	OT:	-8	-5	0	1	1	0	0	1	1	1	1



Sorted by FUNC, SFUN, TID, SUB
 (amounts in millions)

		2015	2016	2017	2018	2019	2020	2021	2022	2023	2024	2025
NATURAL RESOURCES AND ENVIRONMENT (300)												
Department of the Interior												
Hardrock mining holding fee												
014 9905 8 1 302 AA01 IN IN 03												
Appropriation												
Pres 16	BA:	0	0	0	0	0	0	0	0	0	0	0
Reest	OP:	0	0									
	OT:	0	0	0	0	0	0	0	0	0	0	0
Mar 15	BA:	0	0	0	0	0	0	0	0	0	0	0
Base	OP:	0	0									
	OT:	0	0	0	0	0	0	0	0	0	0	0
Orig	BA:	-24	-24	-24	-25	-25	-25	-26	-27	-27	-28	-28
Pres	OP:	0	0									
	OT:	-24	-24	-24	-25	-25	-25	-26	-27	-27	-28	-28
Reest -	BA:	0	0	0	0	0	0	0	0	0	0	0
Mar15	OP:	0	0									
	OT:	0	0	0	0	0	0	0	0	0	0	0
Reest -	BA:	24	24	24	25	25	25	26	27	27	28	28
Orig	OP:	0	0									
	OT:	24	24	24	25	25	25	26	27	27	28	28




Sorted by FUNC, SFUN, TID, SUB
 (amounts in millions)

		2015	2016	2017	2018	2019	2020	2021	2022	2023	2024	2025
NATURAL RESOURCES AND ENVIRONMENT (300)												
Bureau of Land Management												
Miscellaneous permanent payment accounts												
014 9921 0 2 302 BA01 36 74 10 5												
Federal Fund												
15% of certain BLM receipts, all but So. Nev												
Pres 16	BA:	7	4	4	4	4	4	4	4	4	4	4
Reest	OP:	0	0									
	OT:	7	4	4	4	4	4	4	4	4	4	4
Mar 15	BA:	7	4	4	4	4	4	4	4	4	4	4
Base	OP:	0	0									
	OT:	7	4	4	4	4	4	4	4	4	4	4
Orig	BA:	38	39	22	22	22	22	22	22	22	22	22
Pres	OP:	8	10									
	OT:	38	41	26	22	22	22	22	22	22	22	22
Reest -	BA:	0	0	0	0	0	0	0	0	0	0	0
Mar15	OP:	0	0									
	OT:	0	0	0	0	0	0	0	0	0	0	0
Reest -	BA:	-31	-35	-18	-18	-18	-18	-18	-18	-18	-18	-18
Orig	OP:	-8	-10									
	OT:	-31	-37	-22	-18	-18	-18	-18	-18	-18	-18	-18



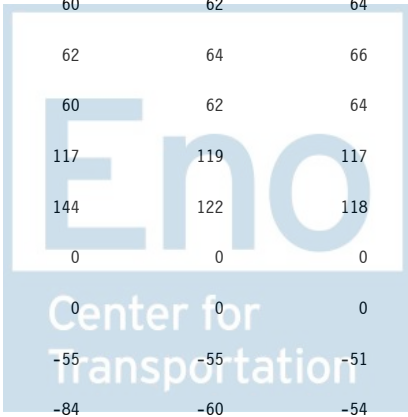
Sorted by FUNC, SFUN, TID, SUB
 (amounts in millions)

		2015	2016	2017	2018	2019	2020	2021	2022	2023	2024	2025
NATURAL RESOURCES AND ENVIRONMENT (300)												
014 9921 0 2 302 BA03 36 74 10 4												
Federal Fund												
So. Nev 15% of receipts, pd to locals												
Pres 16	BA:	1	1	1	1	1	1	1	1	1	1	1
Reest	OP:	0	0									
	OT:	1	1	1	1	1	1	1	1	1	1	1
Mar 15	BA:	1	1	1	1	1	1	1	1	1	1	1
Base	OP:	0	0									
	OT:	1	1	1	1	1	1	1	1	1	1	1
Orig	BA:	0	0	0	0	0	0	0	0	0	0	0
Pres	OP:	0	0									
	OT:	0	0	0	0	0	0	0	0	0	0	0
Reest -	BA:	0	0	0	0	0	0	0	0	0	0	0
Mar15	OP:	0	0									
	OT:	0	0	0	0	0	0	0	0	0	0	0
Reest -	BA:	1	1	1	1	1	1	1	1	1	1	1
Orig	OP:	0	0									
	OT:	1	1	1	1	1	1	1	1	1	1	1
014 9921 0 2 302 BS01 36 74 10 A												
Sequester												
Pres 16	BA:	-2	0	0	0	0	0	0	0	0	0	0
Reest	OP:	0	0									
	OT:	-2	0	0	0	0	0	0	0	0	0	0
Mar 15	BA:	-2	-3	0	0	0	0	0	0	0	0	0
Base	OP:	0	0									
	OT:	-2	-3	0	0	0	0	0	0	0	0	0
Orig	BA:	0	0	0	0	0	0	0	0	0	0	0
Pres	OP:	0	0									
	OT:	0	0	0	0	0	0	0	0	0	0	0
Reest -	BA:	0	3	0	0	0	0	0	0	0	0	0
Mar15	OP:	0	0									
	OT:	0	3	0	0	0	0	0	0	0	0	0
Reest -	BA:	-2	0	0	0	0	0	0	0	0	0	0
Orig	OP:	0	0									
	OT:	-2	0	0	0	0	0	0	0	0	0	0




Sorted by FUNC, SFUN, TID, SUB
 (amounts in millions)

		2015	2016	2017	2018	2019	2020	2021	2022	2023	2024	2025
NATURAL RESOURCES AND ENVIRONMENT (300)												
Account Total for Miscellaneous permanent payment accounts												
Pres 16	BA:	6	5	5	5	5	5	5	5	5	5	5
Reest	OP:	0	0									
	OT:	6	5	5	5	5	5	5	5	5	5	5
Mar 15	BA:	6	2	5	5	5	5	5	5	5	5	5
Base	OP:	0	0									
	OT:	6	2	5	5	5	5	5	5	5	5	5
Orig	BA:	38	39	22	22	22	22	22	22	22	22	22
Pres	OP:	8	10									
	OT:	38	41	26	22	22	22	22	22	22	22	22
Reest -	BA:	0	3	0	0	0	0	0	0	0	0	0
Mar15	OP:	0	0									
	OT:	0	3	0	0	0	0	0	0	0	0	0
Reest -	BA:	-32	-34	-17	-17	-17	-17	-17	-17	-17	-17	-17
Orig	OP:	-8	-10									
	OT:	-32	-36	-21	-17	-17	-17	-17	-17	-17	-17	-17
Permanent operating funds												
014 9926 0 2 302 BA01 36 74 10 0												
Federal Fund												
spending of BLM receipts, all but SNPLMA and permit proc												
Pres 16	BA:	51	52	54	55	57	59	60	62	64	66	68
Reest	OP:	4	30									
	OT:	19	46	52	53	55	57	58	60	62	64	66
Mar 15	BA:	51	52	54	55	57	59	60	62	64	66	68
Base	OP:	4	30									
	OT:	19	46	52	53	55	57	58	60	62	64	66
Orig	BA:	126	196	115	112	112	120	117	117	119	117	118
Pres	OP:	139	140									
	OT:	198	236	252	230	163	166	153	144	122	118	118
Reest -	BA:	0	0	0	0	0	0	0	0	0	0	0
Mar15	OP:	0	0									
	OT:	0	0	0	0	0	0	0	0	0	0	0
Reest -	BA:	-75	-144	-61	-57	-55	-61	-57	-55	-55	-51	-50
Orig	OP:	-135	-110									
	OT:	-179	-190	-200	-177	-108	-109	-95	-84	-60	-54	-52




Sorted by FUNC, SFUN, TID, SUB
 (amounts in millions)

		2015	2016	2017	2018	2019	2020	2021	2022	2023	2024	2025
NATURAL RESOURCES AND ENVIRONMENT (300)												
014 9926 0 2 302 BA02 36 74 10 A												
Federal Fund												
Southern Nevada sales and interest												
Pres 16	BA:	4	5	6	7	8	9	9	9	9	9	9
Reest	OP:	142	141									
	OT:	143	142	140	135	114	49	7	8	8	9	9
Mar 15	BA:	4	5	6	7	8	9	9	9	9	9	9
Base	OP:	142	141									
	OT:	143	142	140	135	114	49	7	8	8	9	9
Orig	BA:	0	0	0	0	0	0	0	0	0	0	0
Pres	OP:	0	0									
	OT:	0	0	0	0	0	0	0	0	0	0	0
Reest -	BA:	0	0	0	0	0	0	0	0	0	0	0
Mar15	OP:	0	0									
	OT:	0	0	0	0	0	0	0	0	0	0	0
Reest -	BA:	4	5	6	7	8	9	9	9	9	9	9
Orig	OP:	142	141									
	OT:	143	142	140	135	114	49	7	8	8	9	9
014 9926 0 2 302 BA03 36 74 10 A												
Federal Fund												
BLM permit processing fund spending												
Pres 16	BA:	18	18	18	18	18	18	18	18	18	18	18
Reest	OP:	2	2									
	OT:	18	18	18	18	18	18	18	18	18	18	18
Mar 15	BA:	18	18	18	18	18	18	18	18	18	18	18
Base	OP:	2	2									
	OT:	18	18	18	18	18	18	18	18	18	18	18
Orig	BA:	0	0	0	0	0	0	0	0	0	0	0
Pres	OP:	0	0									
	OT:	0	0	0	0	0	0	0	0	0	0	0
Reest -	BA:	0	0	0	0	0	0	0	0	0	0	0
Mar15	OP:	0	0									
	OT:	0	0	0	0	0	0	0	0	0	0	0
Reest -	BA:	18	18	18	18	18	18	18	18	18	18	18
Orig	OP:	2	2									
	OT:	18	18	18	18	18	18	18	18	18	18	18



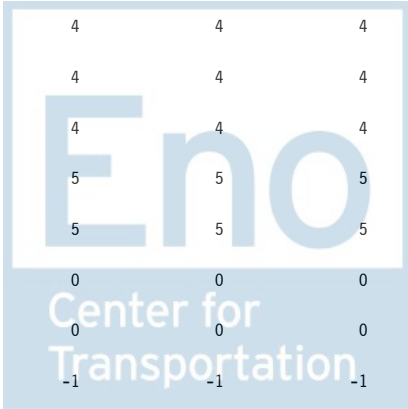
Sorted by FUNC, SFUN, TID, SUB
 (amounts in millions)

		2015	2016	2017	2018	2019	2020	2021	2022	2023	2024	2025
NATURAL RESOURCES AND ENVIRONMENT (300)												
014 9926 0 2 302 BS01 36 74 10 A												
Sequester												
Pres 16	BA:	-6	0	0	0	0	0	0	0	0	0	0
Reest	OP:	0	-1									
	OT:	-5	-1	0	0	0	0	0	0	0	0	0
Mar 15	BA:	-6	-12	0	0	0	0	0	0	0	0	0
Base	OP:	0	-1									
	OT:	-5	-12	-1	0	0	0	0	0	0	0	0
Orig	BA:	0	0	0	0	0	0	0	0	0	0	0
Pres	OP:	0	0									
	OT:	0	0	0	0	0	0	0	0	0	0	0
Reest -	BA:	0	12	0	0	0	0	0	0	0	0	0
Mar15	OP:	0	0									
	OT:	0	11	1	0	0	0	0	0	0	0	0
Reest -	BA:	-6	0	0	0	0	0	0	0	0	0	0
Orig	OP:	0	-1									
	OT:	-5	-1	0	0	0	0	0	0	0	0	0
014 9926 0 2 302 EA01 36 74 10												
Proposed Legislation												
Reauthorize FLTFA												
Pres 16	BA:	0	1	1	1	1	1	1	1	1	1	1
Reest	OP:	0	0									
	OT:	0	0	0	0	0	0	-1	-1	-1	-1	-1
Mar 15	BA:	0	0	0	0	0	0	0	0	0	0	0
Base	OP:	0	0									
	OT:	0	0	0	0	0	0	0	0	0	0	0
Orig	BA:	0	5	10	19	29	29	29	29	29	29	29
Pres	OP:	0	0									
	OT:	0	0	4	10	17	26	29	29	29	29	29
Reest -	BA:	0	1	1	1	1	1	1	1	1	1	1
Mar15	OP:	0	0									
	OT:	0	0	0	0	0	0	-1	-1	-1	-1	-1
Reest -	BA:	0	-4	-9	-18	-28	-28	-28	-28	-28	-28	-28
Orig	OP:	0	0									
	OT:	0	0	-4	-10	-17	-26	-30	-30	-30	-30	-30




Sorted by FUNC, SFUN, TID, SUB
 (amounts in millions)

		2015	2016	2017	2018	2019	2020	2021	2022	2023	2024	2025
NATURAL RESOURCES AND ENVIRONMENT (300)												
Account Total for Permanent operating funds												
Pres 16	BA:	67	76	79	81	84	87	88	90	92	94	96
Reest	OP:	148	172									
	OT:	175	205	210	206	187	124	82	85	87	90	92
Mar 15	BA:	67	63	78	80	83	86	87	89	91	93	95
Base	OP:	148	172									
	OT:	175	194	209	206	187	124	83	86	88	91	93
Orig	BA:	126	201	125	131	141	149	146	146	148	146	147
Pres	OP:	139	140									
	OT:	198	236	256	240	180	192	182	173	151	147	147
Reest -	BA:	0	13	1	1	1	1	1	1	1	1	1
Mar15	OP:	0	0									
	OT:	0	11	1	0	0	0	-1	-1	-1	-1	-1
Reest -	BA:	-59	-125	-46	-50	-57	-62	-58	-56	-56	-52	-51
Orig	OP:	9	32									
	OT:	-23	-31	-46	-34	7	-68	-100	-88	-64	-57	-55
United States Fish and Wildlife Service												
Miscellaneous permanent appropriations												
014 9927 0 2 302 BA01 36 76 10 0												
Federal Fund												
MUST MATCH RECEIPTS IN 14 9995 8 1 302												
Pres 16	BA:	4	4	4	4	4	4	4	4	4	4	4
Reest	OP:	3	3									
	OT:	4	4	4	4	4	4	4	4	4	4	4
Mar 15	BA:	4	4	4	4	4	4	4	4	4	4	4
Base	OP:	3	3									
	OT:	4	4	4	4	4	4	4	4	4	4	4
Orig	BA:	4	4	5	5	5	5	5	5	5	5	5
Pres	OP:	2	4									
	OT:	4	6	6	6	5	5	5	5	5	5	5
Reest -	BA:	0	0	0	0	0	0	0	0	0	0	0
Mar15	OP:	0	0									
	OT:	0	0	0	0	0	0	0	0	0	0	0
Reest -	BA:	0	0	-1	-1	-1	-1	-1	-1	-1	-1	-1
Orig	OP:	1	-1									
	OT:	0	-2	-2	-2	-1	-1	-1	-1	-1	-1	-1



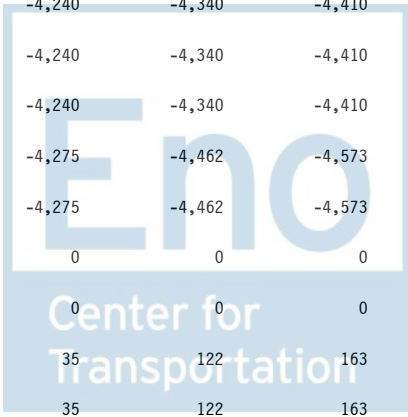
Sorted by FUNC, SFUN, TID, SUB
 (amounts in millions)

		2015	2016	2017	2018	2019	2020	2021	2022	2023	2024	2025
NATURAL RESOURCES AND ENVIRONMENT (300)												
Bureau of Land Management												
Miscellaneous trust funds												
014 9971 0 7 302 AA01 IN IN 10 1												
Appropriation												
Pres 16	BA:	24	24	24	24	24	24	24	24	24	24	24
Reest	OP:	6	6									
	OT:	24	24	24	24	24	24	24	24	24	24	24
Mar 15	BA:	24	24	24	24	24	24	24	24	24	24	24
Base	OP:	6	6									
	OT:	24	24	24	24	24	24	24	24	24	24	24
Orig	BA:	26	25	25	25	25	25	25	25	25	25	25
Pres	OP:	9	8									
	OT:	25	24	24	24	24	24	24	24	24	24	24
Reest -	BA:	0	0	0	0	0	0	0	0	0	0	0
Mar15	OP:	0	0									
	OT:	0	0	0	0	0	0	0	0	0	0	0
Reest -	BA:	-2	-1	-1	-1	-1	-1	-1	-1	-1	-1	-1
Orig	OP:	-3	-2									
	OT:	-1	0	0	0	0	0	0	0	0	0	0
014 9971 0 7 302 BS01 36 74 10 A												
Sequester												
Pres 16	BA:	-1	0	0	0	0	0	0	0	0	0	0
Reest	OP:	-1	0									
	OT:	-2	0	0	0	0	0	0	0	0	0	0
Mar 15	BA:	-1	0	0	0	0	0	0	0	0	0	0
Base	OP:	-1	0									
	OT:	-2	0	0	0	0	0	0	0	0	0	0
Orig	BA:	0	0	0	0	0	0	0	0	0	0	0
Pres	OP:	0	0									
	OT:	0	0	0	0	0	0	0	0	0	0	0
Reest -	BA:	0	0	0	0	0	0	0	0	0	0	0
Mar15	OP:	0	0									
	OT:	0	0	0	0	0	0	0	0	0	0	0
Reest -	BA:	-1	0	0	0	0	0	0	0	0	0	0
Orig	OP:	-1	0									
	OT:	-2	0	0	0	0	0	0	0	0	0	0



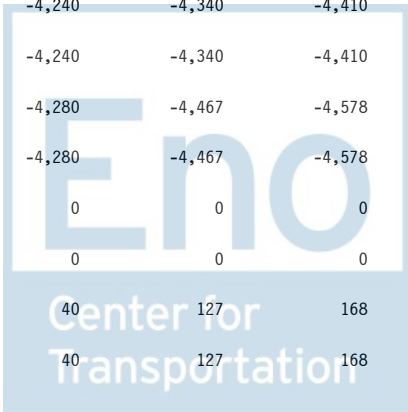
Sorted by FUNC, SFUN, TID, SUB
 (amounts in millions)

		2015	2016	2017	2018	2019	2020	2021	2022	2023	2024	2025
NATURAL RESOURCES AND ENVIRONMENT (300)												
Account Total for Miscellaneous trust funds												
Pres 16	BA:	23	24	24	24	24	24	24	24	24	24	24
Reest	OP:	5	6									
	OT:	22	24	24	24	24	24	24	24	24	24	24
Mar 15	BA:	23	24	24	24	24	24	24	24	24	24	24
Base	OP:	5	6									
	OT:	22	24	24	24	24	24	24	24	24	24	24
Orig	BA:	26	25	25	25	25	25	25	25	25	25	25
Pres	OP:	9	8									
	OT:	25	24	24	24	24	24	24	24	24	24	24
Reest -	BA:	0	0	0	0	0	0	0	0	0	0	0
Mar15	OP:	0	0									
	OT:	0	0	0	0	0	0	0	0	0	0	0
Reest -	BA:	-3	-1	-1	-1	-1	-1	-1	-1	-1	-1	-1
Orig	OP:	-4	-2									
	OT:	-3	0	0	0	0	0	0	0	0	0	0
Department of the Interior												
Interior Mineral Receipts												
014 9990 8 1 302 CB01 XX XX 20 A												
Offsetting Receipts												
Pres 16	BA:	-4,040	-3,820	-3,640	-3,750	-3,880	-3,990	-4,130	-4,240	-4,340	-4,410	-4,460
Reest	OP:	0	0									
	OT:	-4,040	-3,820	-3,640	-3,750	-3,880	-3,990	-4,130	-4,240	-4,340	-4,410	-4,460
Mar 15	BA:	-4,040	-3,820	-3,640	-3,750	-3,880	-3,990	-4,130	-4,240	-4,340	-4,410	-4,460
Base	OP:	0	0									
	OT:	-4,040	-3,820	-3,640	-3,750	-3,880	-3,990	-4,130	-4,240	-4,340	-4,410	-4,460
Orig	BA:	-3,776	-3,745	-3,524	-3,665	-3,869	-4,016	-4,178	-4,275	-4,462	-4,573	-4,673
Pres	OP:	0	0									
	OT:	-3,776	-3,745	-3,524	-3,665	-3,869	-4,016	-4,178	-4,275	-4,462	-4,573	-4,673
Reest -	BA:	0	0	0	0	0	0	0	0	0	0	0
Mar15	OP:	0	0									
	OT:	0	0	0	0	0	0	0	0	0	0	0
Reest -	BA:	-264	-75	-116	-85	-11	26	48	35	122	163	213
Orig	OP:	0	0									
	OT:	-264	-75	-116	-85	-11	26	48	35	122	163	213



Sorted by FUNC, SFUN, TID, SUB
 (amounts in millions)

		2015	2016	2017	2018	2019	2020	2021	2022	2023	2024	2025
NATURAL RESOURCES AND ENVIRONMENT (300)												
014 9990 8 1 302 EA01 36 74 20												
Proposed Legislation												
Pres 16	BA:	0	0	0	0	0	0	0	0	0	0	0
Reest	OP:	0	0									
	OT:	0	0	0	0	0	0	0	0	0	0	0
Mar 15	BA:	0	0	0	0	0	0	0	0	0	0	0
Base	OP:	0	0									
	OT:	0	0	0	0	0	0	0	0	0	0	0
Orig	BA:	0	-4	-4	-4	-5	-5	-5	-5	-5	-5	-5
Pres	OP:	0	0									
	OT:	0	-4	-4	-4	-5	-5	-5	-5	-5	-5	-5
Reest -	BA:	0	0	0	0	0	0	0	0	0	0	0
Mar15	OP:	0	0									
	OT:	0	0	0	0	0	0	0	0	0	0	0
Reest -	BA:	0	4	4	4	5	5	5	5	5	5	5
Orig	OP:	0	0									
	OT:	0	4	4	4	5	5	5	5	5	5	5
Account Total for Interior Mineral Receipts												
Pres 16	BA:	-4,040	-3,820	-3,640	-3,750	-3,880	-3,990	-4,130	-4,240	-4,340	-4,410	-4,460
Reest	OP:	0	0									
	OT:	-4,040	-3,820	-3,640	-3,750	-3,880	-3,990	-4,130	-4,240	-4,340	-4,410	-4,460
Mar 15	BA:	-4,040	-3,820	-3,640	-3,750	-3,880	-3,990	-4,130	-4,240	-4,340	-4,410	-4,460
Base	OP:	0	0									
	OT:	-4,040	-3,820	-3,640	-3,750	-3,880	-3,990	-4,130	-4,240	-4,340	-4,410	-4,460
Orig	BA:	-3,776	-3,749	-3,528	-3,669	-3,874	-4,021	-4,183	-4,280	-4,467	-4,578	-4,678
Pres	OP:	0	0									
	OT:	-3,776	-3,749	-3,528	-3,669	-3,874	-4,021	-4,183	-4,280	-4,467	-4,578	-4,678
Reest -	BA:	0	0	0	0	0	0	0	0	0	0	0
Mar15	OP:	0	0									
	OT:	0	0	0	0	0	0	0	0	0	0	0
Reest -	BA:	-264	-71	-112	-81	-6	31	53	40	127	168	218
Orig	OP:	0	0						40	127	168	218
	OT:	-264	-71	-112	-81	-6	31	53	40	127	168	218



Sorted by FUNC, SFUN, TID, SUB
 (amounts in millions)

		2015	2016	2017	2018	2019	2020	2021	2022	2023	2024	2025
NATURAL RESOURCES AND ENVIRONMENT (300)												
Land and Resources Trust Fund												
014 9990 8 7 302 CBO1 XX XX 20 1												
Offsetting Receipts												
Pres 16	BA:	-25	-25	-25	-25	-25	-25	-25	-25	-25	-25	-25
Reest	OP:	0	0									
	OT:	-25	-25	-25	-25	-25	-25	-25	-25	-25	-25	-25
Mar 15	BA:	-25	-25	-25	-25	-25	-25	-25	-25	-25	-25	-25
Base	OP:	0	0									
	OT:	-25	-25	-25	-25	-25	-25	-25	-25	-25	-25	-25
Orig	BA:	-25	-25	-25	-25	-25	-25	-25	-25	-25	-25	-25
Pres	OP:	0	0									
	OT:	-25	-25	-25	-25	-25	-25	-25	-25	-25	-25	-25
Reest -	BA:	0	0	0	0	0	0	0	0	0	0	0
Mar15	OP:	0	0									
	OT:	0	0	0	0	0	0	0	0	0	0	0
Reest -	BA:	0	0	0	0	0	0	0	0	0	0	0
Orig	OP:	0	0									
	OT:	0	0	0	0	0	0	0	0	0	0	0




Sorted by FUNC, SFUN, TID, SUB
 (amounts in millions)

		2015	2016	2017	2018	2019	2020	2021	2022	2023	2024	2025
NATURAL RESOURCES AND ENVIRONMENT (300)												
Interior Miscellaneous												
014 9991 8 1 302 CB01 XX XX 20 1												
Offsetting Receipts												
receipts to support payments to states												
Pres 16	BA:	-10	-6	-6	-6	-6	-6	-6	-6	-6	-6	-6
Reest	OP:	0	0									
	OT:	-10	-6	-6	-6	-6	-6	-6	-6	-6	-6	-6
Mar 15	BA:	-10	-6	-6	-6	-6	-6	-6	-6	-6	-6	-6
Base	OP:	0	0									
	OT:	-10	-6	-6	-6	-6	-6	-6	-6	-6	-6	-6
Orig	BA:	-3	-2	-2	-2	-2	-2	-2	-2	-2	-2	-2
Pres	OP:	0	0									
	OT:	-3	-2	-2	-2	-2	-2	-2	-2	-2	-2	-2
Reest -	BA:	0	0	0	0	0	0	0	0	0	0	0
Mar15	OP:	0	0									
	OT:	0	0	0	0	0	0	0	0	0	0	0
Reest -	BA:	-7	-4	-4	-4	-4	-4	-4	-4	-4	-4	-4
Orig	OP:	0	0									
	OT:	-7	-4	-4	-4	-4	-4	-4	-4	-4	-4	-4



Sorted by FUNC, SFUN, TID, SUB
 (amounts in millions)

		2015	2016	2017	2018	2019	2020	2021	2022	2023	2024	2025
NATURAL RESOURCES AND ENVIRONMENT (300)												
014 9991 8 1 302 EA01 IN IN 20												
Proposed Legislation												
Reform Hardrock Mining on Public Lands (make similar to MLA) - Net Effect Shown												
Pres 16	BA:	0	0	-2	-4	-5	-6	-6	-6	-7	-7	-8
Reest	OP:	0	0									
	OT:	0	0	-2	-4	-5	-6	-6	-6	-7	-7	-8
Mar 15	BA:	0	0	0	0	0	0	0	0	0	0	0
Base	OP:	0	0									
	OT:	0	0	0	0	0	0	0	0	0	0	0
Orig	BA:	0	0	-2	-4	-5	-5	-6	-6	-11	-17	-24
Pres	OP:	0	0									
	OT:	0	0	-2	-4	-5	-5	-6	-6	-11	-17	-24
Reest -	BA:	0	0	-2	-4	-5	-6	-6	-6	-7	-7	-8
Mar15	OP:	0	0									
	OT:	0	0	-2	-4	-5	-6	-6	-6	-7	-7	-8
Reest -	BA:	0	0	0	0	0	-1	0	0	4	10	16
Orig	OP:	0	0									
	OT:	0	0	0	0	0	-1	0	0	4	10	16
Account Total for Interior Miscellaneous												
Pres 16	BA:	-10	-6	-8	-10	-11	-12	-12	-12	-13	-13	-14
Reest	OP:	0	0									
	OT:	-10	-6	-8	-10	-11	-12	-12	-12	-13	-13	-14
Mar 15	BA:	-10	-6	-6	-6	-6	-6	-6	-6	-6	-6	-6
Base	OP:	0	0									
	OT:	-10	-6	-6	-6	-6	-6	-6	-6	-6	-6	-6
Orig	BA:	-3	-2	-4	-6	-7	-7	-8	-8	-13	-19	-26
Pres	OP:	0	0									
	OT:	-3	-2	-4	-6	-7	-7	-8	-8	-13	-19	-26
Reest -	BA:	0	0	-2	-4	-5	-6	-6	-6	-7	-7	-8
Mar15	OP:	0	0									
	OT:	0	0	-2	-4	-5	-6	-6	-6	-7	-7	-8
Reest -	BA:	-7	-4	-4	-4	-4	-5	-4	-4	0	6	12
Orig	OP:	0	0									
	OT:	-7	-4	-4	-4	-4	-5	-4	-4	0	6	12



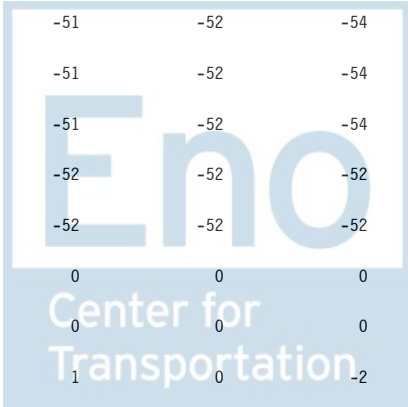
Sorted by FUNC, SFUN, TID, SUB
 (amounts in millions)

		2015	2016	2017	2018	2019	2020	2021	2022	2023	2024	2025
NATURAL RESOURCES AND ENVIRONMENT (300)												
USFWS trust receipts												
014 9991 8 7 302 CB01 XX XX 20 0												
Offsetting Receipts												
Reclassified from 14-9990-87-303												
Pres 16	BA:	-4	-4	-4	-4	-4	-4	-4	-4	-4	-4	-4
Reest	OP:	0	0									
	OT:	-4	-4	-4	-4	-4	-4	-4	-4	-4	-4	-4
Mar 15	BA:	-4	-4	-4	-4	-4	-4	-4	-4	-4	-4	-4
Base	OP:	0	0									
	OT:	-4	-4	-4	-4	-4	-4	-4	-4	-4	-4	-4
Orig	BA:	-3	-3	-3	-3	-3	-3	-3	-3	-3	-3	-3
Pres	OP:	0	0									
	OT:	-3	-3	-3	-3	-3	-3	-3	-3	-3	-3	-3
Reest -	BA:	0	0	0	0	0	0	0	0	0	0	0
Mar15	OP:	0	0									
	OT:	0	0	0	0	0	0	0	0	0	0	0
Reest -	BA:	-1	-1	-1	-1	-1	-1	-1	-1	-1	-1	-1
Orig	OP:	0	0									
	OT:	-1	-1	-1	-1	-1	-1	-1	-1	-1	-1	-1




Sorted by FUNC, SFUN, TID, SUB
 (amounts in millions)

		2015	2016	2017	2018	2019	2020	2021	2022	2023	2024	2025
NATURAL RESOURCES AND ENVIRONMENT (300)												
Interior Timber												
014 9992 8 1 302 AA02 XX XX 10												
Appropriation												
Pres 16	BA:	0	0	0	0	0	0	0	0	0	0	0
Reest	OP:	0	0									
	OT:	0	0	0	0	0	0	0	0	0	0	0
Mar 15	BA:	0	0	0	0	0	0	0	0	0	0	0
Base	OP:	0	0									
	OT:	0	0	0	0	0	0	0	0	0	0	0
Orig	BA:	-2	-1	-2	-2	-2	-2	-2	-2	-2	-2	-2
Pres	OP:	0	0									
	OT:	-2	-1	-2	-2	-2	-2	-2	-2	-2	-2	-2
Reest -	BA:	0	0	0	0	0	0	0	0	0	0	0
Mar15	OP:	0	0									
	OT:	0	0	0	0	0	0	0	0	0	0	0
Reest -	BA:	2	1	2	2	2	2	2	2	2	2	2
Orig	OP:	0	0									
	OT:	2	1	2	2	2	2	2	2	2	2	2
014 9992 8 1 302 CB01 XX XX 20 0												
Offsetting Receipts												
Resource-related receipts to support perm approps												
Pres 16	BA:	-45	-46	-46	-47	-48	-49	-50	-51	-52	-54	-55
Reest	OP:	0	0									
	OT:	-45	-46	-46	-47	-48	-49	-50	-51	-52	-54	-55
Mar 15	BA:	-45	-46	-46	-47	-48	-49	-50	-51	-52	-54	-55
Base	OP:	0	0									
	OT:	-45	-46	-46	-47	-48	-49	-50	-51	-52	-54	-55
Orig	BA:	-72	-55	-50	-53	-53	-53	-52	-52	-52	-52	-52
Pres	OP:	0	0									
	OT:	-72	-55	-50	-53	-53	-53	-52	-52	-52	-52	-52
Reest -	BA:	0	0	0	0	0	0	0	0	0	0	0
Mar15	OP:	0	0									
	OT:	0	0	0	0	0	0	0	0	0	0	0
Reest -	BA:	27	9	4	6	5	4	2	1	0	-2	-3
Orig	OP:	0	0									
	OT:	27	9	4	6	5	4	2	1	0	-2	-3



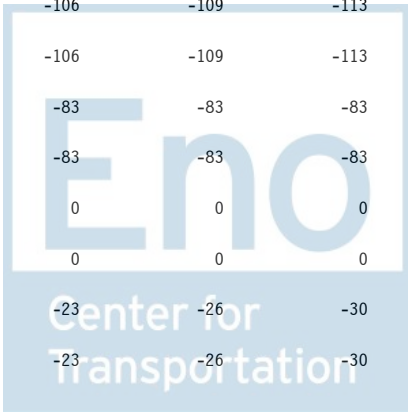
Sorted by FUNC, SFUN, TID, SUB
 (amounts in millions)

		2015	2016	2017	2018	2019	2020	2021	2022	2023	2024	2025
NATURAL RESOURCES AND ENVIRONMENT (300)												
014 9992 8 1 302 CB02 XX XX 20 A												
Offsetting Receipts												
BLM land leases, renewable energy												
Pres 16	BA:	-25	-33	-38	-42	-44	-45	-53	-55	-57	-59	-61
Reest	OP:	0	0									
	OT:	-25	-33	-38	-42	-44	-45	-53	-55	-57	-59	-61
Mar 15	BA:	-25	-33	-38	-42	-44	-45	-53	-55	-57	-59	-61
Base	OP:	0	0									
	OT:	-25	-33	-38	-42	-44	-45	-53	-55	-57	-59	-61
Orig	BA:	0	0	0	0	0	0	0	0	0	0	0
Pres	OP:	0	0									
	OT:	0	0	0	0	0	0	0	0	0	0	0
Reest -	BA:	0	0	0	0	0	0	0	0	0	0	0
Mar15	OP:	0	0									
	OT:	0	0	0	0	0	0	0	0	0	0	0
Reest -	BA:	-25	-33	-38	-42	-44	-45	-53	-55	-57	-59	-61
Orig	OP:	0	0									
	OT:	-25	-33	-38	-42	-44	-45	-53	-55	-57	-59	-61
014 9992 8 1 302 EA01 36 74 20												
Proposed Legislation												
Pres 16	BA:	0	0	0	0	0	0	0	0	0	0	0
Reest	OP:	0	0									
	OT:	0	0	0	0	0	0	0	0	0	0	0
Mar 15	BA:	0	0	0	0	0	0	0	0	0	0	0
Base	OP:	0	0									
	OT:	0	0	0	0	0	0	0	0	0	0	0
Orig	BA:	0	-5	-10	-19	-29	-29	-29	-29	-29	-29	-29
Pres	OP:	0	0									
	OT:	0	-5	-10	-19	-29	-29	-29	-29	-29	-29	-29
Reest -	BA:	0	0	0	0	0	0	0	0	0	0	0
Mar15	OP:	0	0									
	OT:	0	0	0	0	0	0	0	0	0	0	0
Reest -	BA:	0	5	10	19	29	29	29	29	29	29	29
Orig	OP:	0	0									
	OT:	0	5	10	19	29	29	29	29	29	29	29




Sorted by FUNC, SFUN, TID, SUB
 (amounts in millions)

		2015	2016	2017	2018	2019	2020	2021	2022	2023	2024	2025
NATURAL RESOURCES AND ENVIRONMENT (300)												
014 9992 8 1 302 EA03 36 74 20												
Proposed Legislation												
Pres 16	BA:	0	0	0	0	0	0	0	0	0	0	0
Reest	OP:	0	0									
	OT:	0	0	0	0	0	0	0	0	0	0	0
Mar 15	BA:	0	0	0	0	0	0	0	0	0	0	0
Base	OP:	0	0									
	OT:	0	0	0	0	0	0	0	0	0	0	0
Orig	BA:	9	5	2	2	2	0	0	0	0	0	0
Pres	OP:	0	1									
	OT:	8	5	2	2	2	1	0	0	0	0	0
Reest -	BA:	0	0	0	0	0	0	0	0	0	0	0
Mar15	OP:	0	0									
	OT:	0	0	0	0	0	0	0	0	0	0	0
Reest -	BA:	-9	-5	-2	-2	-2	0	0	0	0	0	0
Orig	OP:	0	-1									
	OT:	-8	-5	-2	-2	-2	-1	0	0	0	0	0
Account Total for Interior Timber												
Pres 16	BA:	-70	-79	-84	-89	-92	-94	-103	-106	-109	-113	-116
Reest	OP:	0	0									
	OT:	-70	-79	-84	-89	-92	-94	-103	-106	-109	-113	-116
Mar 15	BA:	-70	-79	-84	-89	-92	-94	-103	-106	-109	-113	-116
Base	OP:	0	0									
	OT:	-70	-79	-84	-89	-92	-94	-103	-106	-109	-113	-116
Orig	BA:	-65	-56	-60	-72	-82	-84	-83	-83	-83	-83	-83
Pres	OP:	0	1									
	OT:	-66	-56	-60	-72	-82	-83	-83	-83	-83	-83	-83
Reest -	BA:	0	0	0	0	0	0	0	0	0	0	0
Mar15	OP:	0	0									
	OT:	0	0	0	0	0	0	0	0	0	0	0
Reest -	BA:	-5	-23	-24	-17	-10	-10	-20	-23	-26	-30	-33
Orig	OP:	0	-1									
	OT:	-4	-23	-24	-17	-10	-11	-20	-23	-26	-30	-33



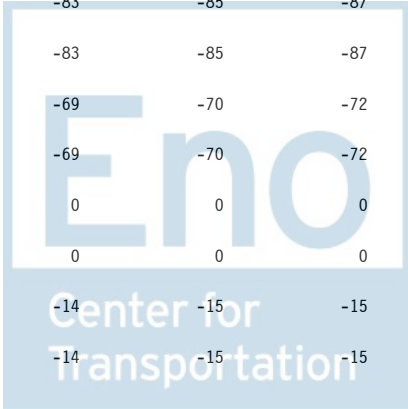
Sorted by FUNC, SFUN, TID, SUB
 (amounts in millions)

		2015	2016	2017	2018	2019	2020	2021	2022	2023	2024	2025
NATURAL RESOURCES AND ENVIRONMENT (300)												
General fund appropriations to FWS special funds												
014 9993 8 1 302 CB01 XX XX 20 0												
Offsetting Receipts												
Intra-gov't transfer from GF, must match 14 5143 0 2 302												
Pres 16	BA:	-73	-74	-75	-77	-78	-80	-82	-83	-85	-87	-89
Reest	OP:	0	0									
	OT:	-73	-74	-75	-77	-78	-80	-82	-83	-85	-87	-89
Mar 15	BA:	-73	-74	-75	-77	-78	-80	-82	-83	-85	-87	-89
Base	OP:	0	0									
	OT:	-73	-74	-75	-77	-78	-80	-82	-83	-85	-87	-89
Orig	BA:	-74	-58	-56	-57	-58	-59	-61	-63	-64	-66	-68
Pres	OP:	0	0									
	OT:	-74	-58	-56	-57	-58	-59	-61	-63	-64	-66	-68
Reest -	BA:	0	0	0	0	0	0	0	0	0	0	0
Mar15	OP:	0	0									
	OT:	0	0	0	0	0	0	0	0	0	0	0
Reest -	BA:	1	-16	-19	-20	-20	-21	-21	-20	-21	-21	-21
Orig	OP:	0	0									
	OT:	1	-16	-19	-20	-20	-21	-21	-20	-21	-21	-21
014 9993 8 1 302 CB02 XX XX 20												
Offsetting Receipts												
Pres 16	BA:	0	0	0	0	0	0	0	0	0	0	0
Reest	OP:	0	0									
	OT:	0	0	0	0	0	0	0	0	0	0	0
Mar 15	BA:	0	0	0	0	0	0	0	0	0	0	0
Base	OP:	0	0									
	OT:	0	0	0	0	0	0	0	0	0	0	0
Orig	BA:	-16	-20	-5	-5	-5	-5	-5	-5	-5	-5	-5
Pres	OP:	0	0									
	OT:	-16	-20	-5	-5	-5	-5	-5	-5	-5	-5	-5
Reest -	BA:	0	0	0	0	0	0	0	0	0	0	0
Mar15	OP:	0	0									
	OT:	0	0	0	0	0	0	0	0	0	0	0
Reest -	BA:	16	20	5	5	5	5	5	5	5	5	5
Orig	OP:	0	0									
	OT:	16	20	5	5	5	5	5	5	5	5	5



Sorted by FUNC, SFUN, TID, SUB
 (amounts in millions)

		2015	2016	2017	2018	2019	2020	2021	2022	2023	2024	2025
NATURAL RESOURCES AND ENVIRONMENT (300)												
014 9993 8 1 302 EA01 36 76 20												
Proposed Legislation												
Pres 16	BA:	0	0	0	0	0	0	0	0	0	0	0
Reest	OP:	0	0									
	OT:	0	0	0	0	0	0	0	0	0	0	0
Mar 15	BA:	0	0	0	0	0	0	0	0	0	0	0
Base	OP:	0	0									
	OT:	0	0	0	0	0	0	0	0	0	0	0
Orig	BA:	0	0	0	-1	-1	-1	-1	-1	-1	-1	-1
Pres	OP:	0	0									
	OT:	0	0	0	-1	-1	-1	-1	-1	-1	-1	-1
Reest -	BA:	0	0	0	0	0	0	0	0	0	0	0
Mar15	OP:	0	0									
	OT:	0	0	0	0	0	0	0	0	0	0	0
Reest -	BA:	0	0	0	1	1	1	1	1	1	1	1
Orig	OP:	0	0									
	OT:	0	0	0	1	1	1	1	1	1	1	1
Account Total for General fund appropriations to FWS special funds												
Pres 16	BA:	-73	-74	-75	-77	-78	-80	-82	-83	-85	-87	-89
Reest	OP:	0	0									
	OT:	-73	-74	-75	-77	-78	-80	-82	-83	-85	-87	-89
Mar 15	BA:	-73	-74	-75	-77	-78	-80	-82	-83	-85	-87	-89
Base	OP:	0	0									
	OT:	-73	-74	-75	-77	-78	-80	-82	-83	-85	-87	-89
Orig	BA:	-90	-78	-61	-63	-64	-65	-67	-69	-70	-72	-74
Pres	OP:	0	0									
	OT:	-90	-78	-61	-63	-64	-65	-67	-69	-70	-72	-74
Reest -	BA:	0	0	0	0	0	0	0	0	0	0	0
Mar15	OP:	0	0									
	OT:	0	0	0	0	0	0	0	0	0	0	0
Reest -	BA:	17	4	-14	-14	-14	-15	-15	-14	-15	-15	-15
Orig	OP:	0	0									
	OT:	17	4	-14	-14	-14	-15	-15	-14	-15	-15	-15



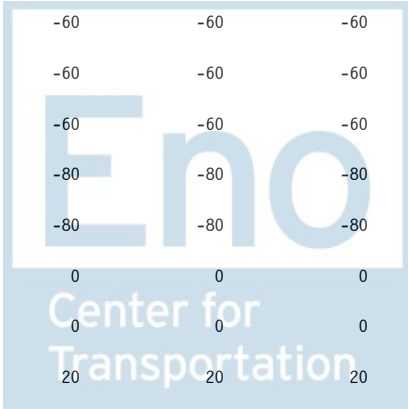
Sorted by FUNC, SFUN, TID, SUB
 (amounts in millions)

		2015	2016	2017	2018	2019	2020	2021	2022	2023	2024	2025
NATURAL RESOURCES AND ENVIRONMENT (300)												
Southern Nevada public land management												
014 9993 8 2 302 CB01 XX XX 20 2												
Offsetting Receipts												
ALL SNPMLA receipts (spending of 85% in 9926)												
Pres 16	BA:	-45	-10	-10	-10	-10	-10	-10	-10	-10	-10	-10
Reest	OP:	0	0									
	OT:	-45	-10	-10	-10	-10	-10	-10	-10	-10	-10	-10
Mar 15	BA:	-45	-10	-10	-10	-10	-10	-10	-10	-10	-10	-10
Base	OP:	0	0									
	OT:	-45	-10	-10	-10	-10	-10	-10	-10	-10	-10	-10
Orig	BA:	-83	-107	-26	-23	-23	-23	-23	-23	-23	-23	-23
Pres	OP:	0	0									
	OT:	-83	-107	-26	-23	-23	-23	-23	-23	-23	-23	-23
Reest -	BA:	0	0	0	0	0	0	0	0	0	0	0
Mar15	OP:	0	0									
	OT:	0	0	0	0	0	0	0	0	0	0	0
Reest -	BA:	38	97	16	13	13	13	13	13	13	13	13
Orig	OP:	0	0									
	OT:	38	97	16	13	13	13	13	13	13	13	13



Sorted by FUNC, SFUN, TID, SUB
 (amounts in millions)

		2015	2016	2017	2018	2019	2020	2021	2022	2023	2024	2025
NATURAL RESOURCES AND ENVIRONMENT (300)												
Rents, charges and sales, Fish and Wildlife Service												
014 9995 8 1 302 CB01 XX XX 20 0												
Offsetting Receipts												
Pres 16	BA:	-17	-17	-17	-17	-17	-17	-17	-17	-17	-17	-17
Reest	OP:	0	0									
	OT:	-17	-17	-17	-17	-17	-17	-17	-17	-17	-17	-17
Mar 15	BA:	-17	-17	-17	-17	-17	-17	-17	-17	-17	-17	-17
Base	OP:	0	0									
	OT:	-17	-17	-17	-17	-17	-17	-17	-17	-17	-17	-17
Orig	BA:	-4	-4	-5	-5	-5	-5	-5	-5	-5	-5	-5
Pres	OP:	0	0									
	OT:	-4	-4	-5	-5	-5	-5	-5	-5	-5	-5	-5
Reest -	BA:	0	0	0	0	0	0	0	0	0	0	0
Mar15	OP:	0	0									
	OT:	0	0	0	0	0	0	0	0	0	0	0
Reest -	BA:	-13	-13	-12	-12	-12	-12	-12	-12	-12	-12	-12
Orig	OP:	0	0									
	OT:	-13	-13	-12	-12	-12	-12	-12	-12	-12	-12	-12
Natural resources damages from legal actions												
014 9997 8 1 302 CB01 XX XX 20 A												
Offsetting Receipts												
Pres 16	BA:	-130	-60	-60	-60	-60	-60	-60	-60	-60	-60	-60
Reest	OP:	0	0									
	OT:	-130	-60	-60	-60	-60	-60	-60	-60	-60	-60	-60
Mar 15	BA:	-130	-60	-60	-60	-60	-60	-60	-60	-60	-60	-60
Base	OP:	0	0									
	OT:	-130	-60	-60	-60	-60	-60	-60	-60	-60	-60	-60
Orig	BA:	-150	-100	-80	-80	-80	-80	-80	-80	-80	-80	-80
Pres	OP:	0	0									
	OT:	-150	-100	-80	-80	-80	-80	-80	-80	-80	-80	-80
Reest -	BA:	0	0	0	0	0	0	0	0	0	0	0
Mar15	OP:	0	0									
	OT:	0	0	0	0	0	0	0	0	0	0	0
Reest -	BA:	20	40	20	20	20	20	20	20	20	20	20
Orig	OP:	0	0									
	OT:	20	40	20	20	20	20	20	20	20	20	20



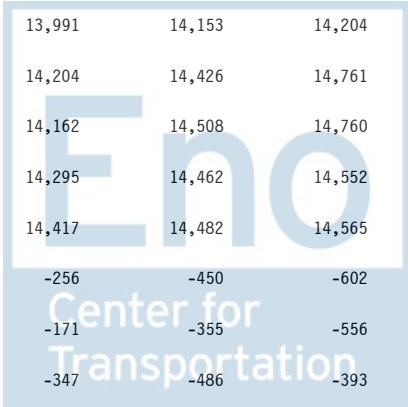
Sorted by FUNC, SFUN, TID, SUB
 (amounts in millions)

	2015	2016	2017	2018	2019	2020	2021	2022	2023	2024	2025
NATURAL RESOURCES AND ENVIRONMENT (300)											
Department of State											
International Commissions											
International fisheries commissions											
019 1087 0 1 302 AA01 FA FA 03 0											
Appropriation											
Pres 16 BA:	37	32	33	33	34	34	35	35	36	37	37
Reest OP:	4	4									
OT:	37	33	33	33	34	34	35	35	36	37	37
Mar 15 BA:	37	38	38	39	40	41	41	42	43	44	45
Base OP:	4	4									
OT:	37	38	38	39	40	41	41	42	43	44	45
Orig BA:	37	32	33	33	34	34	35	35	36	37	37
Pres OP:	0	0									
OT:	37	32	33	33	34	34	35	35	36	37	37
Reest - BA:	0	-6	-5	-6	-6	-7	-6	-7	-7	-7	-8
Mar15 OP:	0	0									
OT:	0	-5	-5	-6	-6	-7	-6	-7	-7	-7	-8
Reest - BA:	0	0	0	0	0	0	0	0	0	0	0
Orig OP:	4	4									
OT:	0	1	0	0	0	0	0	0	0	0	0



Sorted by FUNC, SFUN, TID, SUB
 (amounts in millions)

		2015	2016	2017	2018	2019	2020	2021	2022	2023	2024	2025
NATURAL RESOURCES AND ENVIRONMENT (300)												
Marine Mammal Commission												
Marine Mammal Commission												
Salaries and Expenses												
387 2200 0 1 302 AA01 CJ CJ 03 0												
Appropriation												
Pres 16	BA:	3	3	3	3	3	3	3	3	3	3	4
Reest	OP:	1	1									
	OT:	3	3	3	3	3	3	3	3	3	3	4
Mar 15	BA:	3	3	3	3	3	3	4	4	4	4	4
Base	OP:	1	1									
	OT:	3	3	3	3	3	3	4	4	4	4	4
Orig	BA:	3	3	3	3	3	3	3	3	3	3	4
Pres	OP:	1	1									
	OT:	3	3	3	3	3	3	3	3	3	3	4
Reest -	BA:	0	0	0	0	0	0	-1	-1	-1	-1	0
Mar15	OP:	0	0									
	OT:	0	0	0	0	0	0	-1	-1	-1	-1	0
Reest -	BA:	0	0	0	0	0	0	0	0	0	0	0
Orig	OP:	0	0									
	OT:	0	0	0	0	0	0	0	0	0	0	0
Subfunction Total for 302 Conservation and land management (302)												
Pres 16	BA:	10,525	12,936	13,557	13,724	13,843	14,242	14,014	13,948	13,976	14,159	14,484
Reest	OP:	2,843	2,917									
	OT:	11,034	12,564	13,210	13,713	13,775	14,234	14,095	13,991	14,153	14,204	14,475
Mar 15	BA:	10,525	11,655	12,429	13,054	13,418	14,038	14,138	14,204	14,426	14,761	15,216
Base	OP:	2,843	2,917									
	OT:	11,034	11,523	12,363	13,050	13,381	14,001	14,076	14,162	14,508	14,760	15,180
Orig	BA:	11,099	13,226	14,266	14,346	14,519	14,823	14,998	14,295	14,462	14,552	14,693
Pres	OP:	7,571	7,547									
	OT:	13,171	13,749	14,035	14,783	14,845	14,769	14,395	14,417	14,482	14,565	13,859
Reest -	BA:	0	1,281	1,128	670	425	204	-124	-256	-450	-602	-732
Mar15	OP:	0	0									
	OT:	0	1,041	847	663	394	233	19	-171	-355	-556	-705
Reest -	BA:	-574	-290	-709	-622	-676	-581	-984	-347	-486	-393	-209
Orig	OP:	-4,728	-4,630									
	OT:	-2,137	-1,185	-825	-1,070	-1,070	-535	-300	-426	-329	-361	616



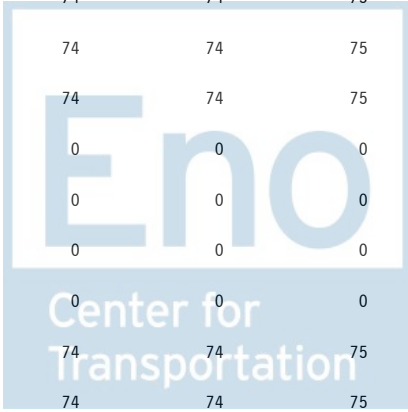
Sorted by FUNC, SFUN, TID, SUB
 (amounts in millions)

		2015	2016	2017	2018	2019	2020	2021	2022	2023	2024	2025
NATURAL RESOURCES AND ENVIRONMENT (300)												
Recreational resources (303)												
Department of Agriculture												
Forest Service												
Forest Service permanent appropriations												
012 9921 0 2 303 BA01 20 74 10 A												
Federal Fund												
Spending of FS recreation fees, PL 108-447. Match 12-9990												
Pres 16	BA:	68	0	0	0	0	0	0	0	0	0	0
Reest	OP:	27	27									
	OT:	68	27	7	0	0	0	0	0	0	0	0
Mar 15	BA:	68	0	0	0	0	0	0	0	0	0	0
Base	OP:	27	27									
	OT:	68	27	7	0	0	0	0	0	0	0	0
Orig	BA:	65	72	68	69	70	70	71	72	74	77	76
Pres	OP:	35	32									
	OT:	67	68	70	68	69	70	71	72	73	75	76
Reest -	BA:	0	0	0	0	0	0	0	0	0	0	0
Mar15	OP:	0	0									
	OT:	0	0	0	0	0	0	0	0	0	0	0
Reest -	BA:	3	-72	-68	-69	-70	-70	-71	-72	-74	-77	-76
Orig	OP:	-8	-5									
	OT:	1	-41	-63	-68	-69	-70	-71	-72	-73	-75	-76



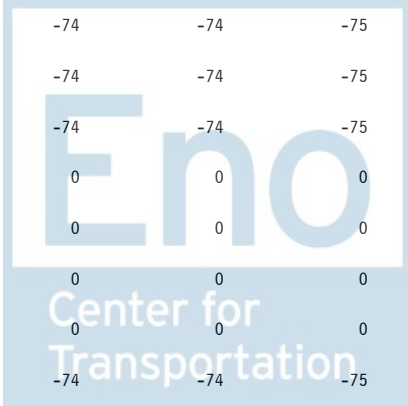
Sorted by FUNC, SFUN, TID, SUB
 (amounts in millions)

		2015	2016	2017	2018	2019	2020	2021	2022	2023	2024	2025
NATURAL RESOURCES AND ENVIRONMENT (300)												
012 9921 0 2 303 BS01 20 74 10 A												
Sequester												
Pres 16	BA:	-14	0	0	0	0	0	0	0	0	0	0
Reest	OP:	-2	-6									
	OT:	-10	-6	0	0	0	0	0	0	0	0	0
Mar 15	BA:	-14	-15	0	0	0	0	0	0	0	0	0
Base	OP:	-2	-6									
	OT:	-10	-15	-6	0	0	0	0	0	0	0	0
Orig	BA:	0	0	0	0	0	0	0	0	0	0	0
Pres	OP:	0	0									
	OT:	0	0	0	0	0	0	0	0	0	0	0
Reest -	BA:	0	15	0	0	0	0	0	0	0	0	0
Mar15	OP:	0	0									
	OT:	0	9	6	0	0	0	0	0	0	0	0
Reest -	BA:	-14	0	0	0	0	0	0	0	0	0	0
Orig	OP:	-2	-6									
	OT:	-10	-6	0	0	0	0	0	0	0	0	0
012 9921 0 2 303 EB01 20 74 10 A												
Legislation assumed in baseline												
Assumed extension of PL 108-447, authority to spend FS recreation fees												
Pres 16	BA:	0	69	70	71	72	73	73	74	74	75	75
Reest	OP:	0	0									
	OT:	0	41	63	71	72	73	73	74	74	75	75
Mar 15	BA:	0	69	70	71	72	73	73	74	74	75	75
Base	OP:	0	0									
	OT:	0	41	63	71	72	73	73	74	74	75	75
Orig	BA:	0	0	0	0	0	0	0	0	0	0	0
Pres	OP:	0	0									
	OT:	0	0	0	0	0	0	0	0	0	0	0
Reest -	BA:	0	0	0	0	0	0	0	0	0	0	0
Mar15	OP:	0	0									
	OT:	0	0	0	0	0	0	0	0	0	0	0
Reest -	BA:	0	69	70	71	72	73	73	74	74	75	75
Orig	OP:	0	0									
	OT:	0	41	63	71	72	73	73	74	74	75	75



Sorted by FUNC, SFUN, TID, SUB
 (amounts in millions)

		2015	2016	2017	2018	2019	2020	2021	2022	2023	2024	2025
NATURAL RESOURCES AND ENVIRONMENT (300)												
Account Total for Forest Service permanent appropriations												
Pres 16	BA:	54	69	70	71	72	73	73	74	74	75	75
Reest	OP:	25	21		71	72	73	73	74	74	75	75
	OT:	58	62	70	71	72	73	73	74	74	75	75
Mar 15	BA:	54	54	70	71	72	73	73	74	74	75	75
Base	OP:	25	21		71	72	73	73	74	74	75	75
	OT:	58	53	64	71	72	73	73	74	74	75	75
Orig	BA:	65	72	68	69	70	70	71	72	74	77	76
Pres	OP:	35	32		69	70	70	71	72	74	77	76
	OT:	67	68	70	68	69	70	71	72	73	75	76
Reest -	BA:	0	15	0	0	0	0	0	0	0	0	0
Mar15	OP:	0	0		0	0	0	0	0	0	0	0
	OT:	0	9	6	0	0	0	0	0	0	0	0
Reest -	BA:	-11	-3	2	2	2	3	2	2	0	-2	-1
Orig	OP:	-10	-11		2	2	3	2	2	0	-2	-1
	OT:	-9	-6	0	3	3	3	2	2	1	0	-1
Department of Agriculture												
Recreation use Fees, Forest Service												
012 9990 8 1 303 EB01 20 XX 20 A												
Legislation assumed in baseline												
Assumed extension of PL 108-447, FS recreation fees												
Pres 16	BA:	0	-69	-70	-71	-72	-73	-73	-74	-74	-75	-75
Reest	OP:	0	0		-71	-72	-73	-73	-74	-74	-75	-75
	OT:	0	-69	-70	-71	-72	-73	-73	-74	-74	-75	-75
Mar 15	BA:	0	-69	-70	-71	-72	-73	-73	-74	-74	-75	-75
Base	OP:	0	0		-71	-72	-73	-73	-74	-74	-75	-75
	OT:	0	-69	-70	-71	-72	-73	-73	-74	-74	-75	-75
Orig	BA:	0	0	0	0	0	0	0	0	0	0	0
Pres	OP:	0	0		0	0	0	0	0	0	0	0
	OT:	0	0	0	0	0	0	0	0	0	0	0
Reest -	BA:	0	0	0	0	0	0	0	0	0	0	0
Mar15	OP:	0	0		0	0	0	0	0	0	0	0
	OT:	0	0	0	0	0	0	0	0	0	0	0
Reest -	BA:	0	-69	-70	-71	-72	-73	-73	-74	-74	-75	-75
Orig	OP:	0	0		-71	-72	-73	-73	-74	-74	-75	-75
	OT:	0	-69	-70	-71	-72	-73	-73	-74	-74	-75	-75



Sorted by FUNC, SFUN, TID, SUB
 (amounts in millions)

		2015	2016	2017	2018	2019	2020	2021	2022	2023	2024	2025
NATURAL RESOURCES AND ENVIRONMENT (300)												
Forest service recreational fee demo program												
012 9991 8 1 303 CB01 XX XX 20 A												
Offsetting Receipts												
FS Recreation fees PL 108-447 (match BA to 12-9921 303)												
Pres 16	BA:	-68	0	0	0	0	0	0	0	0	0	0
Reest	OP:	0	0									
	OT:	-68	0	0	0	0	0	0	0	0	0	0
Mar 15	BA:	-68	0	0	0	0	0	0	0	0	0	0
Base	OP:	0	0									
	OT:	-68	0	0	0	0	0	0	0	0	0	0
Orig	BA:	-65	-67	-68	-69	-70	-70	-71	-72	-74	-75	-76
Pres	OP:	0	0									
	OT:	-65	-67	-68	-69	-70	-70	-71	-72	-74	-75	-76
Reest -	BA:	0	0	0	0	0	0	0	0	0	0	0
Mar15	OP:	0	0									
	OT:	0	0	0	0	0	0	0	0	0	0	0
Reest -	BA:	-3	67	68	69	70	70	71	72	74	75	76
Orig	OP:	0	0									
	OT:	-3	67	68	69	70	70	71	72	74	75	76



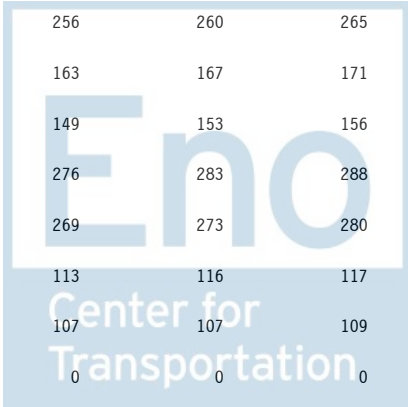
Sorted by FUNC, SFUN, TID, SUB
 (amounts in millions)

		2015	2016	2017	2018	2019	2020	2021	2022	2023	2024	2025
NATURAL RESOURCES AND ENVIRONMENT (300)												
Department of the Interior												
National Park Service												
Urban park and recreation fund												
014 1031 0 1 303 EA01 36 74 10												
Proposed Legislation												
LWCF Proposal Funds												
Pres 16	BA:	0	25	0	0	0	0	0	0	0	0	0
Reest	OP:	0	0									
	OT:	0	1	5	12	6	0	0	0	0	0	0
Mar 15	BA:	0	0	0	0	0	0	0	0	0	0	0
Base	OP:	0	0									
	OT:	0	0	0	0	0	0	0	0	0	0	0
Orig	BA:	0	25	0	0	0	0	0	0	0	0	0
Pres	OP:	0	0									
	OT:	0	1	5	12	6	0	0	0	0	0	0
Reest -	BA:	0	25	0	0	0	0	0	0	0	0	0
Mar15	OP:	0	0									
	OT:	0	1	5	12	6	0	0	0	0	0	0
Reest -	BA:	0	0	0	0	0	0	0	0	0	0	0
Orig	OP:	0	0									
	OT:	0	0	0	0	0	0	0	0	0	0	0




Sorted by FUNC, SFUN, TID, SUB
 (amounts in millions)

		2015	2016	2017	2018	2019	2020	2021	2022	2023	2024	2025
NATURAL RESOURCES AND ENVIRONMENT (300)												
Operation of the national park system												
014 1036 0 1 303 AA01 IN IN 03 0												
Appropriation												
Pres 16	BA:	2,276	2,515	2,566	2,616	2,643	2,669	2,723	2,778	2,832	2,889	2,947
Reest	OP:	396	406									
	OT:	2,240	2,443	2,518	2,576	2,609	2,636	2,684	2,737	2,791	2,847	2,904
Mar 15	BA:	2,276	2,344	2,419	2,503	2,591	2,681	2,772	2,867	2,963	3,062	3,164
Base	OP:	396	406									
	OT:	2,240	2,305	2,377	2,458	2,544	2,633	2,723	2,816	2,910	3,008	3,108
Orig	BA:	2,276	2,515	2,566	2,616	2,643	2,669	2,723	2,778	2,832	2,889	2,947
Pres	OP:	536	553									
	OT:	2,259	2,455	2,554	2,603	2,636	2,663	2,709	2,765	2,818	2,876	2,932
Reest -	BA:	0	171	147	113	52	-12	-49	-89	-131	-173	-217
Mar15	OP:	0	0									
	OT:	0	138	141	118	65	3	-39	-79	-119	-161	-204
Reest -	BA:	0	0	0	0	0	0	0	0	0	0	0
Orig	OP:	-140	-147									
	OT:	-19	-12	-36	-27	-27	-27	-25	-28	-27	-29	-28
Construction (and Major Maintenance)												
014 1039 0 1 303 AA01 IN IN 03 0												
Appropriation												
Pres 16	BA:	138	251	256	261	264	266	272	276	283	288	294
Reest	OP:	152	137									
	OT:	182	192	214	235	246	248	252	256	260	265	271
Mar 15	BA:	138	141	144	148	151	155	159	163	167	171	175
Base	OP:	152	137									
	OT:	182	168	161	155	148	142	145	149	153	156	160
Orig	BA:	138	251	256	261	264	266	272	276	283	288	294
Pres	OP:	201	285									
	OT:	198	299	316	260	274	262	264	269	273	280	284
Reest -	BA:	0	110	112	113	113	111	113	113	116	117	119
Mar15	OP:	0	0									
	OT:	0	24	53	80	98	106	107	107	107	109	111
Reest -	BA:	0	0	0	0	0	0	0	0	0	0	0
Orig	OP:	-49	-148									
	OT:	-16	-107	-102	-25	-28	-14	-12	-13	-13	-15	-13



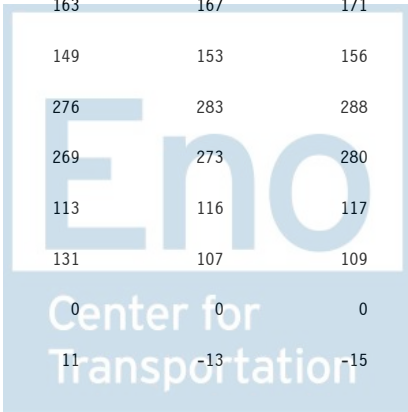
Sorted by FUNC, SFUN, TID, SUB
 (amounts in millions)

		2015	2016	2017	2018	2019	2020	2021	2022	2023	2024	2025
NATURAL RESOURCES AND ENVIRONMENT (300)												
014 1039 0 1 303 BA60 30 72 10 A SPECTRUM												
Federal Fund												
spectrum												
Pres 16	BA:	9	0	0	0	0	0	0	0	0	0	0
Reest	OP:	0	3									
	OT:	1	3	4	1	0	0	0	0	0	0	0
Mar 15	BA:	9	0	0	0	0	0	0	0	0	0	0
Base	OP:	0	3									
	OT:	1	3	4	1	0	0	0	0	0	0	0
Orig	BA:	9	0	0	0	0	0	0	0	0	0	0
Pres	OP:	0	6									
	OT:	1	6	2	0	0	0	0	0	0	0	0
Reest -	BA:	0	0	0	0	0	0	0	0	0	0	0
Mar15	OP:	0	0									
	OT:	0	0	0	0	0	0	0	0	0	0	0
Reest -	BA:	0	0	0	0	0	0	0	0	0	0	0
Orig	OP:	0	-3									
	OT:	0	-3	2	1	0	0	0	0	0	0	0
014 1039 0 1 303 EA01 36 74 10												
Proposed Legislation												
Centennial Initiative												
Pres 16	BA:	0	300	300	300	0	0	0	0	0	0	0
Reest	OP:	0	0									
	OT:	0	66	141	216	195	144	69	24	0	0	0
Mar 15	BA:	0	0	0	0	0	0	0	0	0	0	0
Base	OP:	0	0									
	OT:	0	0	0	0	0	0	0	0	0	0	0
Orig	BA:	0	300	300	300	0	0	0	0	0	0	0
Pres	OP:	0	0									
	OT:	0	60	195	300	240	105	0	0	0	0	0
Reest -	BA:	0	300	300	300	0	0	0	0	0	0	0
Mar15	OP:	0	0									
	OT:	0	66	141	216	195	144	69	24	0	0	0
Reest -	BA:	0	0	0	0	0	0	0	0	0	0	0
Orig	OP:	0	0									
	OT:	0	6	-54	-84	-45	39	69	24	0	0	0



Sorted by FUNC, SFUN, TID, SUB
 (amounts in millions)

		2015	2016	2017	2018	2019	2020	2021	2022	2023	2024	2025
NATURAL RESOURCES AND ENVIRONMENT (300)												
014 1039 0 1 303 IA01 IN IN 03 0												
Rescission												
Pres 16	BA:	0	0	0	0	0	0	0	0	0	0	0
Reest	OP:	-3	0									
	OT:	-3	0	0	0	0	0	0	0	0	0	0
Mar 15	BA:	0	0	0	0	0	0	0	0	0	0	0
Base	OP:	-3	0									
	OT:	-3	0	0	0	0	0	0	0	0	0	0
Orig	BA:	0	0	0	0	0	0	0	0	0	0	0
Pres	OP:	0	0									
	OT:	0	0	0	0	0	0	0	0	0	0	0
Reest -	BA:	0	0	0	0	0	0	0	0	0	0	0
Mar15	OP:	0	0									
	OT:	0	0	0	0	0	0	0	0	0	0	0
Reest -	BA:	0	0	0	0	0	0	0	0	0	0	0
Orig	OP:	-3	0									
	OT:	-3	0	0	0	0	0	0	0	0	0	0
Account Total for Construction (and Major Maintenance)												
Pres 16	BA:	147	551	556	561	264	266	272	276	283	288	294
Reest	OP:	149	140									
	OT:	180	261	359	452	441	392	321	280	260	265	271
Mar 15	BA:	147	141	144	148	151	155	159	163	167	171	175
Base	OP:	149	140									
	OT:	180	171	165	156	148	142	145	149	153	156	160
Orig	BA:	147	551	556	561	264	266	272	276	283	288	294
Pres	OP:	201	291						269	273	280	284
	OT:	199	365	513	560	514	367	264	113	116	117	119
Reest -	BA:	0	410	412	413	113	111	113	131	107	109	111
Mar15	OP:	0	0									
	OT:	0	90	194	296	293	250	176	0	0	0	0
Reest -	BA:	0	0	0	0	0	0	0	0	0	0	0
Orig	OP:	-52	-151						11	-13	-15	-13
	OT:	-19	-104	-154	-108	-73	25	57				



Sorted by FUNC, SFUN, TID, SUB
 (amounts in millions)

		2015	2016	2017	2018	2019	2020	2021	2022	2023	2024	2025
NATURAL RESOURCES AND ENVIRONMENT (300)												
National recreation and preservation												
014 1042 0 1 303 AA01 IN IN 03 0												
Appropriation												
Pres 16	BA:	63	54	55	56	57	57	58	60	61	62	63
Reest	OP:	23	23									
	OT:	65	59	56	55	56	56	57	59	60	61	62
Mar 15	BA:	63	65	67	69	71	73	75	78	80	82	85
Base	OP:	23	23									
	OT:	65	66	66	67	69	71	73	76	78	80	83
Orig	BA:	63	54	55	56	57	57	58	60	61	62	63
Pres	OP:	29	30									
	OT:	70	65	58	55	57	57	58	59	61	61	63
Reest -	BA:	0	-11	-12	-13	-14	-16	-17	-18	-19	-20	-22
Mar15	OP:	0	0									
	OT:	0	-7	-10	-12	-13	-15	-16	-17	-18	-19	-21
Reest -	BA:	0	0	0	0	0	0	0	0	0	0	0
Orig	OP:	-6	-7									
	OT:	-5	-6	-2	0	-1	-1	-1	0	-1	0	-1



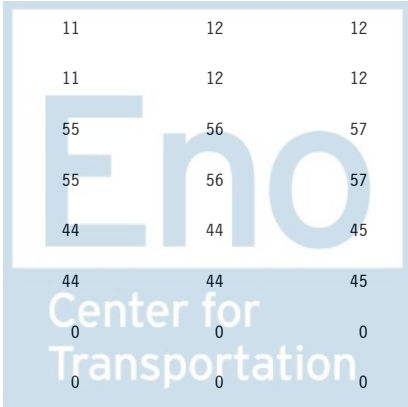
Sorted by FUNC, SFUN, TID, SUB
 (amounts in millions)

		2015	2016	2017	2018	2019	2020	2021	2022	2023	2024	2025
NATURAL RESOURCES AND ENVIRONMENT (300)												
Centennial Challenge												
014 2645 0 1 303 AA01 IN IN 03 0												
Appropriation												
Centennial Challenge												
Pres 16	BA:	10	50	51	52	53	53	54	55	56	57	59
Reest	OP:	0	0									
	OT:	10	50	51	52	53	53	54	55	56	57	59
Mar 15	BA:	10	10	10	11	11	11	11	11	12	12	12
Base	OP:	0	0									
	OT:	10	10	10	11	11	11	11	11	12	12	12
Orig	BA:	10	50	51	52	53	53	54	55	56	57	59
Pres	OP:	0	2									
	OT:	8	40	50	52	53	53	53	55	56	57	58
Reest -	BA:	0	40	41	41	42	42	43	44	44	45	47
Mar15	OP:	0	0									
	OT:	0	40	41	41	42	42	43	44	44	45	47
Reest -	BA:	0	0	0	0	0	0	0	0	0	0	0
Orig	OP:	0	-2									
	OT:	2	10	1	0	0	0	1	0	0	0	1



Sorted by FUNC, SFUN, TID, SUB
 (amounts in millions)

		2015	2016	2017	2018	2019	2020	2021	2022	2023	2024	2025
NATURAL RESOURCES AND ENVIRONMENT (300)												
014 2645 0 1 303 EA01 36 74 10												
Proposed Legislation												
Centennial Initiative												
Pres 16	BA:	0	100	100	100	0	0	0	0	0	0	0
Reest	OP:	0	0									
	OT:	0	20	65	100	80	35	0	0	0	0	0
Mar 15	BA:	0	0	0	0	0	0	0	0	0	0	0
Base	OP:	0	0									
	OT:	0	0	0	0	0	0	0	0	0	0	0
Orig	BA:	0	100	100	100	0	0	0	0	0	0	0
Pres	OP:	0	0									
	OT:	0	20	65	100	80	35	0	0	0	0	0
Reest -	BA:	0	100	100	100	0	0	0	0	0	0	0
Mar15	OP:	0	0									
	OT:	0	20	65	100	80	35	0	0	0	0	0
Reest -	BA:	0	0	0	0	0	0	0	0	0	0	0
Orig	OP:	0	0									
	OT:	0	0	0	0	0	0	0	0	0	0	0
Account Total for Centennial Challenge												
Pres 16	BA:	10	150	151	152	53	53	54	55	56	57	59
Reest	OP:	0	0									
	OT:	10	70	116	152	133	88	54	55	56	57	59
Mar 15	BA:	10	10	10	11	11	11	11	11	12	12	12
Base	OP:	0	0									
	OT:	10	10	10	11	11	11	11	11	12	12	12
Orig	BA:	10	150	151	152	53	53	54	55	56	57	59
Pres	OP:	0	2									
	OT:	8	60	115	152	133	88	53	55	56	57	58
Reest -	BA:	0	140	141	141	42	42	43	44	44	45	47
Mar15	OP:	0	0									
	OT:	0	60	106	141	122	77	43	44	44	45	47
Reest -	BA:	0	0	0	0	0	0	0	0	0	0	0
Orig	OP:	0	-2									
	OT:	2	10	1	0	0	0	1	0	0	0	1



Sorted by FUNC, SFUN, TID, SUB
 (amounts in millions)

		2015	2016	2017	2018	2019	2020	2021	2022	2023	2024	2025
NATURAL RESOURCES AND ENVIRONMENT (300)												
Departmental Offices												
Land and Water Conservation Fund												
014 5005 0 2 303 EA01 36 74 10												
Proposed Legislation												
Pres 16	BA:	0	0	900	900	900	900	900	900	900	900	900
Reest	OP:	0	0									
	OT:	0	0	360	900	900	900	900	900	900	900	900
Mar 15	BA:	0	0	0	0	0	0	0	0	0	0	0
Base	OP:	0	0									
	OT:	0	0	0	0	0	0	0	0	0	0	0
Orig	BA:	0	0	900	900	900	900	900	900	900	900	900
Pres	OP:	0	0									
	OT:	0	0	360	900	900	900	900	900	900	900	900
Reest -	BA:	0	0	900	900	900	900	900	900	900	900	900
Mar15	OP:	0	0									
	OT:	0	0	360	900	900	900	900	900	900	900	900
Reest -	BA:	0	0	0	0	0	0	0	0	0	0	0
Orig	OP:	0	0									
	OT:	0	0	0	0	0	0	0	0	0	0	0



Sorted by FUNC, SFUN, TID, SUB
 (amounts in millions)

		2015	2016	2017	2018	2019	2020	2021	2022	2023	2024	2025
NATURAL RESOURCES AND ENVIRONMENT (300)												
United States Fish and Wildlife Service												
Federal aid in wildlife restoration												
014 5029 0 2 303 BA01 36 76 10 A												
Federal Fund												
		P-R Fund,Spending of excise taxes (bows, arrows, ammo)										
Pres 16	BA:	820	532	484	475	482	495	510	526	542	558	567
Reest	OP:	285	396									
	OT:	613	609	562	524	490	492	498	512	528	544	557
Mar 15	BA:	820	532	484	475	482	495	510	526	542	558	567
Base	OP:	285	396									
	OT:	613	609	562	524	490	492	498	512	528	544	557
Orig	BA:	829	609	502	505	516	538	562	586	615	638	664
Pres	OP:	300	419									
	OT:	523	571	612	638	635	628	629	631	632	633	635
Reest -	BA:	0	0	0	0	0	0	0	0	0	0	0
Mar15	OP:	0	0									
	OT:	0	0	0	0	0	0	0	0	0	0	0
Reest -	BA:	-9	-77	-18	-30	-34	-43	-52	-60	-73	-80	-97
Orig	OP:	-15	-23									
	OT:	90	38	-50	-114	-145	-136	-131	-119	-104	-89	-78



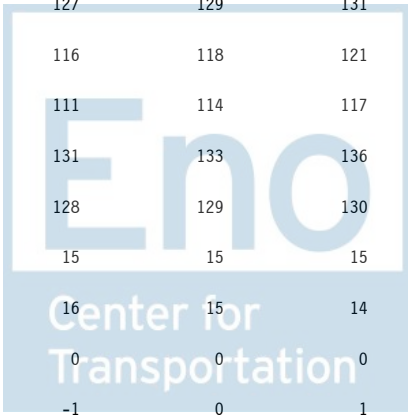
Sorted by FUNC, SFUN, TID, SUB
 (amounts in millions)

		2015	2016	2017	2018	2019	2020	2021	2022	2023	2024	2025
NATURAL RESOURCES AND ENVIRONMENT (300)												
014 5029 0 2 303 BS01 36 76 10 A												
Sequester												
Pres 16	BA:	-42	0	0	0	0	0	0	0	0	0	0
Reest	OP:	-18	-25									
	OT:	-35	-25	-8	0	0	0	0	0	0	0	0
Mar 15	BA:	-42	-37	0	0	0	0	0	0	0	0	0
Base	OP:	-18	-25									
	OT:	-35	-40	-23	-7	0	0	0	0	0	0	0
Orig	BA:	0	0	0	0	0	0	0	0	0	0	0
Pres	OP:	0	0									
	OT:	0	0	0	0	0	0	0	0	0	0	0
Reest -	BA:	0	37	0	0	0	0	0	0	0	0	0
Mar15	OP:	0	0									
	OT:	0	15	15	7	0	0	0	0	0	0	0
Reest -	BA:	-42	0	0	0	0	0	0	0	0	0	0
Orig	OP:	-18	-25									
	OT:	-35	-25	-8	0	0	0	0	0	0	0	0
014 5029 0 2 303 BS20 36 76 10 A												
Sequester												
Pop up												
Pres 16	BA:	44	42	0	0	0	0	0	0	0	0	0
Reest	OP:	12	23									
	OT:	30	40	25	8	0	0	0	0	0	0	0
Mar 15	BA:	44	42	37	0	0	0	0	0	0	0	0
Base	OP:	12	23									
	OT:	30	40	40	23	7	0	0	0	0	0	0
Orig	BA:	0	0	0	0	0	0	0	0	0	0	0
Pres	OP:	0	0									
	OT:	0	0	0	0	0	0	0	0	0	0	0
Reest -	BA:	0	0	-37	0	0	0	0	0	0	0	0
Mar15	OP:	0	0									
	OT:	0	0	-15	-15	-7	0	0	0	0	0	0
Reest -	BA:	44	42	0	0	0	0	0	0	0	0	0
Orig	OP:	12	23									
	OT:	30	40	25	8	0	0	0	0	0	0	0



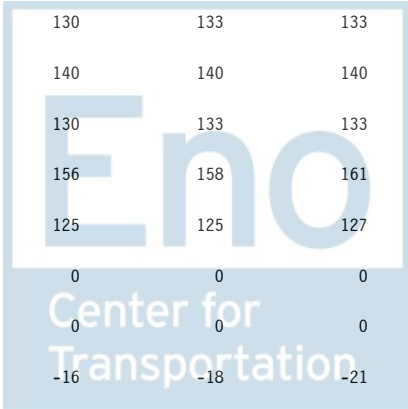
Sorted by FUNC, SFUN, TID, SUB
 (amounts in millions)

		2015	2016	2017	2018	2019	2020	2021	2022	2023	2024	2025
NATURAL RESOURCES AND ENVIRONMENT (300)												
Account Total for Federal aid in wildlife restoration												
Pres 16	BA:	822	574	484	475	482	495	510	526	542	558	567
Reest	OP:	279	394									
	OT:	608	624	579	532	490	492	498	512	528	544	557
Mar 15	BA:	822	537	521	475	482	495	510	526	542	558	567
Base	OP:	279	394									
	OT:	608	609	579	540	497	492	498	512	528	544	557
Orig	BA:	829	609	502	505	516	538	562	586	615	638	664
Pres	OP:	300	419									
	OT:	523	571	612	638	635	628	629	631	632	633	635
Reest -	BA:	0	37	-37	0	0	0	0	0	0	0	0
Mar15	OP:	0	0									
	OT:	0	15	0	-8	-7	0	0	0	0	0	0
Reest -	BA:	-7	-35	-18	-30	-34	-43	-52	-60	-73	-80	-97
Orig	OP:	-21	-25									
	OT:	85	53	-33	-106	-145	-136	-131	-119	-104	-89	-78
National Park Service												
Land acquisition and State assistance												
014 5035 0 2 303 AA02 IN IN 03 0												
Appropriation												
Pres 16	BA:	99	118	120	123	124	125	127	131	133	136	138
Reest	OP:	65	74									
	OT:	90	104	109	114	120	122	124	127	129	131	134
Mar 15	BA:	99	101	103	105	108	110	113	116	118	121	124
Base	OP:	65	74									
	OT:	90	99	101	102	104	106	109	111	114	117	119
Orig	BA:	99	88	120	123	124	125	127	131	133	136	138
Pres	OP:	85	90									
	OT:	105	116	122	128	137	141	141	128	129	130	133
Reest -	BA:	0	17	17	18	16	15	14	15	15	15	14
Mar15	OP:	0	0									
	OT:	0	5	8	12	16	16	15	16	15	14	15
Reest -	BA:	0	30	0	0	0	0	0	0	0	0	0
Orig	OP:	-20	-16									
	OT:	-15	-12	-13	-14	-17	-19	-17	-1	0	1	1



Sorted by FUNC, SFUN, TID, SUB
 (amounts in millions)

		2015	2016	2017	2018	2019	2020	2021	2022	2023	2024	2025
NATURAL RESOURCES AND ENVIRONMENT (300)												
014 5035 0 2 303 AC01 IN IN 03 CH												
Appropriation - Existing Law Change												
Rescission of LWCF Contract Authority												
Pres 16	BA:	0	-30	0	0	0	0	0	0	0	0	0
Reest	OP:	0	0									
	OT:	0	0	0	0	0	0	0	0	0	0	0
Mar 15	BA:	0	0	0	0	0	0	0	0	0	0	0
Base	OP:	0	0									
	OT:	0	0	0	0	0	0	0	0	0	0	0
Orig	BA:	0	0	0	0	0	0	0	0	0	0	0
Pres	OP:	0	0									
	OT:	0	0	0	0	0	0	0	0	0	0	0
Reest -	BA:	0	-30	0	0	0	0	0	0	0	0	0
Mar15	OP:	0	0									
	OT:	0	0	0	0	0	0	0	0	0	0	0
Reest -	BA:	0	-30	0	0	0	0	0	0	0	0	0
Orig	OP:	0	0									
	OT:	0	0	0	0	0	0	0	0	0	0	0
014 5035 0 2 303 BA01 36 74 10 A												
Federal Fund												
GOMESA-spending OCS receipts												
Pres 16	BA:	0	0	2	130	140	140	140	140	140	140	140
Reest	OP:	1	1									
	OT:	1	1	1	26	58	91	122	130	133	133	133
Mar 15	BA:	0	0	2	130	140	140	140	140	140	140	140
Base	OP:	1	1									
	OT:	1	1	1	26	58	91	122	130	133	133	133
Orig	BA:	1	30	31	156	156	155	156	156	158	161	168
Pres	OP:	3	3									
	OT:	3	3	3	7	19	57	94	125	125	127	128
Reest -	BA:	0	0	0	0	0	0	0	0	0	0	0
Mar15	OP:	0	0									
	OT:	0	0	0	0	0	0	0	0	0	0	0
Reest -	BA:	-1	-30	-29	-26	-16	-15	-16	-16	-18	-21	-28
Orig	OP:	-2	-2									
	OT:	-2	-2	-2	19	39	34	28	5	8	6	5



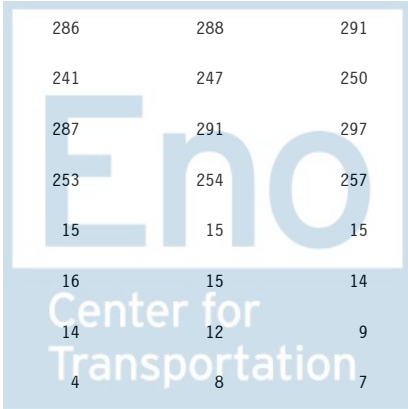
Sorted by FUNC, SFUN, TID, SUB
 (amounts in millions)

		2015	2016	2017	2018	2019	2020	2021	2022	2023	2024	2025
NATURAL RESOURCES AND ENVIRONMENT (300)												
014 5035 0 2 303 BA02 36 74 10 N												
Federal Fund												
LWCFA Contract Authority (always rescinded. Never 0/L)												
Pres 16	BA:	30	30	30	30	30	30	30	30	30	30	30
Reest	OP:	0	0									
	OT:	0	0	0	0	0	0	0	0	0	0	0
Mar 15	BA:	30	30	30	30	30	30	30	30	30	30	30
Base	OP:	0	0									
	OT:	0	0	0	0	0	0	0	0	0	0	0
Orig	BA:	0	0	0	0	0	0	0	0	0	0	0
Pres	OP:	0	0									
	OT:	0	0	0	0	0	0	0	0	0	0	0
Reest -	BA:	0	0	0	0	0	0	0	0	0	0	0
Mar15	OP:	0	0									
	OT:	0	0	0	0	0	0	0	0	0	0	0
Reest -	BA:	30	30	30	30	30	30	30	30	30	30	30
Orig	OP:	0	0									
	OT:	0	0	0	0	0	0	0	0	0	0	0
014 5035 0 2 303 BS01 36 74 10 A												
Sequester												
Pres 16	BA:	-2	0	0	0	0	0	0	0	0	0	0
Reest	OP:	0	0									
	OT:	-2	0	0	0	0	0	0	0	0	0	0
Mar 15	BA:	-2	-2	0	0	0	0	0	0	0	0	0
Base	OP:	0	0									
	OT:	-2	-2	0	0	0	0	0	0	0	0	0
Orig	BA:	0	0	0	0	0	0	0	0	0	0	0
Pres	OP:	0	0									
	OT:	0	0	0	0	0	0	0	0	0	0	0
Reest -	BA:	0	2	0	0	0	0	0	0	0	0	0
Mar15	OP:	0	0									
	OT:	0	2	0	0	0	0	0	0	0	0	0
Reest -	BA:	-2	0	0	0	0	0	0	0	0	0	0
Orig	OP:	0	0									
	OT:	-2	0	0	0	0	0	0	0	0	0	0



Sorted by FUNC, SFUN, TID, SUB
 (amounts in millions)

		2015	2016	2017	2018	2019	2020	2021	2022	2023	2024	2025
NATURAL RESOURCES AND ENVIRONMENT (300)												
014 5035 0 2 303 EA01 36 74 10												
Proposed Legislation												
LWCF FY16 amounts - ramp up for mandatory proposal of 900												
Pres 16	BA:	0	153	0	0	0	0	0	0	0	0	0
Reest	OP:	0	0									
	OT:	0	-39	-47	-40	-15	-12	0	0	0	0	0
Mar 15	BA:	0	0	0	0	0	0	0	0	0	0	0
Base	OP:	0	0									
	OT:	0	0	0	0	0	0	0	0	0	0	0
Orig	BA:	0	153	0	0	0	0	0	0	0	0	0
Pres	OP:	0	0									
	OT:	0	39	47	40	15	12	0	0	0	0	0
Reest -	BA:	0	153	0	0	0	0	0	0	0	0	0
Mar15	OP:	0	0									
	OT:	0	-39	-47	-40	-15	-12	0	0	0	0	0
Reest -	BA:	0	0	0	0	0	0	0	0	0	0	0
Orig	OP:	0	0									
	OT:	0	-78	-94	-80	-30	-24	0	0	0	0	0
Account Total for Land acquisition and State assistance												
Pres 16	BA:	127	271	152	283	294	295	297	301	303	306	308
Reest	OP:	66	75									
	OT:	89	66	63	100	163	201	246	257	262	264	267
Mar 15	BA:	127	129	135	265	278	280	283	286	288	291	294
Base	OP:	66	75									
	OT:	89	98	102	128	162	197	231	241	247	250	252
Orig	BA:	100	271	151	279	280	280	283	287	291	297	306
Pres	OP:	88	93									
	OT:	108	158	172	175	171	210	235	253	254	257	261
Reest -	BA:	0	142	17	18	16	15	14	15	15	15	14
Mar15	OP:	0	0									
	OT:	0	-32	-39	-28	1	4	15	16	15	14	15
Reest -	BA:	27	0	1	4	14	15	14	14	12	9	2
Orig	OP:	-22	-18									
	OT:	-19	-92	-109	-75	-8	-9	11	4	8	7	6




Sorted by FUNC, SFUN, TID, SUB
 (amounts in millions)

		2015	2016	2017	2018	2019	2020	2021	2022	2023	2024	2025
NATURAL RESOURCES AND ENVIRONMENT (300)												
United States Fish and Wildlife Service												
Migratory bird conservation account												
014 5137 0 2 303 BA01 36 76 10 A												
Federal Fund												
Spending of duck stamps and import duties (sport arms/ammo)												
Pres 16	BA:	58	72	72	72	73	73	73	74	74	75	75
Reest	OP:	19	18									
	OT:	57	65	71	72	73	73	73	74	74	75	75
Mar 15	BA:	58	72	72	72	73	73	73	74	74	75	75
Base	OP:	19	18									
	OT:	57	65	71	72	73	73	73	74	74	75	75
Orig	BA:	68	80	70	70	66	66	66	66	66	66	66
Pres	OP:	18	29									
	OT:	62	77	75	72	68	66	66	66	66	66	66
Reest -	BA:	0	0	0	0	0	0	0	0	0	0	0
Mar15	OP:	0	0									
	OT:	0	0	0	0	0	0	0	0	0	0	0
Reest -	BA:	-10	-8	2	2	7	7	7	8	8	9	9
Orig	OP:	1	-11									
	OT:	-5	-12	-4	0	5	7	7	8	8	9	9




Sorted by FUNC, SFUN, TID, SUB
 (amounts in millions)

		2015	2016	2017	2018	2019	2020	2021	2022	2023	2024	2025
NATURAL RESOURCES AND ENVIRONMENT (300)												
014 5137 0 2 303 BS01 36 76 10 A												
Sequester												
Pres 16	BA:	-4	0	0	0	0	0	0	0	0	0	0
Reest	OP:	-1	-1									
	OT:	-4	-1	0	0	0	0	0	0	0	0	0
Mar 15	BA:	-4	-5	0	0	0	0	0	0	0	0	0
Base	OP:	-1	-1									
	OT:	-4	-4	-2	0	0	0	0	0	0	0	0
Orig	BA:	0	0	0	0	0	0	0	0	0	0	0
Pres	OP:	0	0									
	OT:	0	0	0	0	0	0	0	0	0	0	0
Reest -	BA:	0	5	0	0	0	0	0	0	0	0	0
Mar15	OP:	0	0									
	OT:	0	3	2	0	0	0	0	0	0	0	0
Reest -	BA:	-4	0	0	0	0	0	0	0	0	0	0
Orig	OP:	-1	-1									
	OT:	-4	-1	0	0	0	0	0	0	0	0	0
014 5137 0 2 303 BS20 36 76 10 A												
Sequester												
Pop up												
Pres 16	BA:	4	4	0	0	0	0	0	0	0	0	0
Reest	OP:	1	1									
	OT:	4	4	1	0	0	0	0	0	0	0	0
Mar 15	BA:	4	4	5	0	0	0	0	0	0	0	0
Base	OP:	1	1									
	OT:	4	4	5	2	0	0	0	0	0	0	0
Orig	BA:	0	0	0	0	0	0	0	0	0	0	0
Pres	OP:	0	0									
	OT:	0	0	0	0	0	0	0	0	0	0	0
Reest -	BA:	0	0	-5	0	0	0	0	0	0	0	0
Mar15	OP:	0	0									
	OT:	0	0	-4	-2	0	0	0	0	0	0	0
Reest -	BA:	4	4	0	0	0	0	0	0	0	0	0
Orig	OP:	1	1									
	OT:	4	4	1	0	0	0	0	0	0	0	0



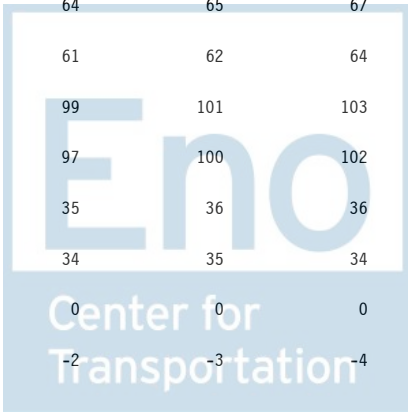
Sorted by FUNC, SFUN, TID, SUB
 (amounts in millions)

		2015	2016	2017	2018	2019	2020	2021	2022	2023	2024	2025
NATURAL RESOURCES AND ENVIRONMENT (300)												
Account Total for Migratory bird conservation account												
Pres 16	BA:	58	76	72	72	73	73	73	74	74	75	75
Reest	OP:	19	18									
	OT:	57	68	72	72	73	73	73	74	74	75	75
Mar 15	BA:	58	71	77	72	73	73	73	74	74	75	75
Base	OP:	19	18									
	OT:	57	65	74	74	73	73	73	74	74	75	75
Orig	BA:	68	80	70	70	66	66	66	66	66	66	66
Pres	OP:	18	29									
	OT:	62	77	75	72	68	66	66	66	66	66	66
Reest -	BA:	0	5	-5	0	0	0	0	0	0	0	0
Mar15	OP:	0	0									
	OT:	0	3	-2	-2	0	0	0	0	0	0	0
Reest -	BA:	-10	-4	2	2	7	7	7	8	8	9	9
Orig	OP:	1	-11									
	OT:	-5	-9	-3	0	5	7	7	8	8	9	9
National Park Service												
Historic preservation fund												
014 5140 0 2 303 AA02 IN IN 03 0												
Appropriation												
Pres 16	BA:	0	0	0	0	0	0	0	0	0	0	0
Reest	OP:	20	10									
	OT:	20	10	0	0	0	0	0	0	0	0	0
Mar 15	BA:	0	0	0	0	0	0	0	0	0	0	0
Base	OP:	20	10									
	OT:	20	10	0	0	0	0	0	0	0	0	0
Orig	BA:	0	0	0	0	0	0	0	0	0	0	0
Pres	OP:	0	0									
	OT:	0	0	0	0	0	0	0	0	0	0	0
Reest -	BA:	0	0	0	0	0	0	0	0	0	0	0
Mar15	OP:	0	0									
	OT:	0	0	0	0	0	0	0	0	0	0	0
Reest -	BA:	0	0	0	0	0	0	0	0	0	0	0
Orig	OP:	20	10									
	OT:	20	10	0	0	0	0	0	0	0	0	0



Sorted by FUNC, SFUN, TID, SUB
 (amounts in millions)

		2015	2016	2017	2018	2019	2020	2021	2022	2023	2024	2025
NATURAL RESOURCES AND ENVIRONMENT (300)												
014 5140 0 2 303 AA04 IN IN 03 0												
Appropriation												
Pres 16	BA:	56	90	92	94	95	96	97	99	101	103	105
Reest	OP:	37	38									
	OT:	51	61	76	84	90	92	94	95	97	98	100
Mar 15	BA:	56	57	58	59	60	61	63	64	65	67	68
Base	OP:	37	38									
	OT:	51	52	56	57	58	58	60	61	62	64	65
Orig	BA:	56	90	92	94	95	96	97	99	101	103	105
Pres	OP:	53	54									
	OT:	82	100	91	100	94	95	96	97	100	102	104
Reest -	BA:	0	33	34	35	35	35	34	35	36	36	37
Mar15	OP:	0	0									
	OT:	0	9	20	27	32	34	34	34	35	34	35
Reest -	BA:	0	0	0	0	0	0	0	0	0	0	0
Orig	OP:	-16	-16									
	OT:	-31	-39	-15	-16	-4	-3	-2	-2	-3	-4	-4
Account Total for Historic preservation fund												
Pres 16	BA:	56	90	92	94	95	96	97	99	101	103	105
Reest	OP:	57	48									
	OT:	71	71	76	84	90	92	94	95	97	98	100
Mar 15	BA:	56	57	58	59	60	61	63	64	65	67	68
Base	OP:	57	48									
	OT:	71	62	56	57	58	58	60	61	62	64	65
Orig	BA:	56	90	92	94	95	96	97	99	101	103	105
Pres	OP:	53	54						97	100	102	104
	OT:	82	100	91	100	94	95	96	97	100	102	104
Reest -	BA:	0	33	34	35	35	35	34	35	36	36	37
Mar15	OP:	0	0									
	OT:	0	9	20	27	32	34	34	34	35	34	35
Reest -	BA:	0	0	0	0	0	0	0	0	0	0	0
Orig	OP:	4	-6									
	OT:	-11	-29	-15	-16	-4	-3	-2	-2	-3	-4	-4




Sorted by FUNC, SFUN, TID, SUB
 (amounts in millions)

		2015	2016	2017	2018	2019	2020	2021	2022	2023	2024	2025
NATURAL RESOURCES AND ENVIRONMENT (300)												
United States Fish and Wildlife Service												
Recreation enhancement fee program, FWS												
014 5252 0 2 303 BA01 36 76 10 A												
Federal Fund												
Spending, FWS refuge entrance fees, rec fees (Match 14-9990-cb2)												
Pres 16	BA:	5	0	0	0	0	0	0	0	0	0	0
Reest	OP:	2	2		0	0	0	0	0	0	0	0
	OT:	6	2	1	0	0	0	0	0	0	0	0
Mar 15	BA:	5	0	0	0	0	0	0	0	0	0	0
Base	OP:	2	2		0	0	0	0	0	0	0	0
	OT:	6	2	1	0	0	0	0	0	0	0	0
Orig	BA:	5	5	5	5	5	5	5	5	5	5	5
Pres	OP:	3	3		6	6	6	6	6	6	6	6
	OT:	5	5	6	6	5	5	5	5	5	5	5
Reest -	BA:	0	0	0	0	0	0	0	0	0	0	0
Mar15	OP:	0	0		0	0	0	0	0	0	0	0
	OT:	0	0	0	0	0	0	0	0	0	0	0
Reest -	BA:	0	-5	-5	-5	-5	-5	-5	-5	-5	-5	-5
Orig	OP:	-1	-1		-6	-6	-6	-6	-6	-6	-6	-6
	OT:	1	-3	-5	-6	-5	-5	-5	-5	-5	-5	-5



Sorted by FUNC, SFUN, TID, SUB
 (amounts in millions)

		2015	2016	2017	2018	2019	2020	2021	2022	2023	2024	2025
NATURAL RESOURCES AND ENVIRONMENT (300)												
014 5252 0 2 303 EB01 36 76 10 A												
Legislation assumed in baseline												
Assumed extension of authority to spend FWS recreation fees												
Pres 16	BA:	0	5	5	5	5	5	5	5	5	5	5
Reest	OP:	0	0									
	OT:	0	4	5	5	5	5	5	5	5	5	5
Mar 15	BA:	0	5	5	5	5	5	5	5	5	5	5
Base	OP:	0	0									
	OT:	0	4	5	5	5	5	5	5	5	5	5
Orig	BA:	0	0	0	0	0	0	0	0	0	0	0
Pres	OP:	0	0									
	OT:	0	0	0	0	0	0	0	0	0	0	0
Reest -	BA:	0	0	0	0	0	0	0	0	0	0	0
Mar15	OP:	0	0									
	OT:	0	0	0	0	0	0	0	0	0	0	0
Reest -	BA:	0	5	5	5	5	5	5	5	5	5	5
Orig	OP:	0	0									
	OT:	0	4	5	5	5	5	5	5	5	5	5
Account Total for Recreation enhancement fee program, FWS												
Pres 16	BA:	5	5	5	5	5	5	5	5	5	5	5
Reest	OP:	2	2									
	OT:	6	6	6	5	5	5	5	5	5	5	5
Mar 15	BA:	5	5	5	5	5	5	5	5	5	5	5
Base	OP:	2	2									
	OT:	6	6	6	5	5	5	5	5	5	5	5
Orig	BA:	5	5	5	5	5	5	5	5	5	5	5
Pres	OP:	3	3									
	OT:	5	5	6	6	5	5	5	5	5	5	5
Reest -	BA:	0	0	0	0	0	0	0	0	0	0	0
Mar15	OP:	0	0									
	OT:	0	0	0	0	0	0	0	0	0	0	0
Reest -	BA:	0	0	0	0	0	0	0	0	0	0	0
Orig	OP:	-1	-1									
	OT:	1	1	0	-1	0	0	0	0	0	0	0



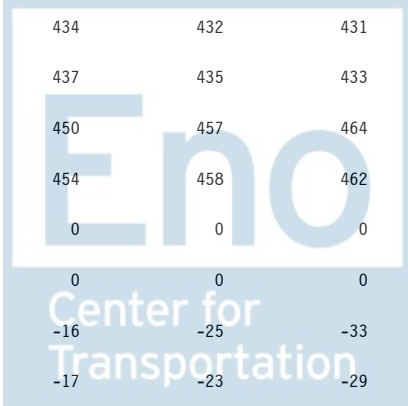
Sorted by FUNC, SFUN, TID, SUB
 (amounts in millions)

		2015	2016	2017	2018	2019	2020	2021	2022	2023	2024	2025
NATURAL RESOURCES AND ENVIRONMENT (300)												
Sport fish restoration												
014 8151 0 7 303 BB01 36 76 10 A												
Trust Fund												
Pres 16	BA:	443	436	436	439	440	438	436	434	432	431	427
Reest	OP:	336	335									
	OT:	447	444	441	438	438	438	438	437	435	433	431
Mar 15	BA:	443	436	436	439	440	438	436	434	432	431	427
Base	OP:	336	335									
	OT:	447	444	441	438	438	438	438	437	435	433	431
Orig	BA:	431	446	421	427	434	439	446	450	457	464	470
Pres	OP:	326	341									
	OT:	465	475	473	459	452	447	450	454	458	462	466
Reest -	BA:	0	0	0	0	0	0	0	0	0	0	0
Mar15	OP:	0	0									
	OT:	0	0	0	0	0	0	0	0	0	0	0
Reest -	BA:	12	-10	15	12	6	-1	-10	-16	-25	-33	-43
Orig	OP:	10	-6									
	OT:	-18	-31	-32	-21	-14	-9	-12	-17	-23	-29	-35
014 8151 0 7 303 BS01 36 76 10 A												
Sequester												
Pres 16	BA:	-31	0	0	0	0	0	0	0	0	0	0
Reest	OP:	-9	-17									
	OT:	-17	-17	-13	-7	-2	0	0	0	0	0	0
Mar 15	BA:	-31	-28	0	0	0	0	0	0	0	0	0
Base	OP:	-9	-17									
	OT:	-17	-24	-21	-14	-6	-1	0	0	0	0	0
Orig	BA:	0	0	0	0	0	0	0	0	0	0	0
Pres	OP:	0	0									
	OT:	0	0	0	0	0	0	0	0	0	0	0
Reest -	BA:	0	28	0	0	0	0	0	0	0	0	0
Mar15	OP:	0	0									
	OT:	0	7	8	7	4	1	0	0	0	0	0
Reest -	BA:	-31	0	0	0	0	0	0	0	0	0	0
Orig	OP:	-9	-17									
	OT:	-17	-17	-13	-7	-2	0	0	0	0	0	0



Sorted by FUNC, SFUN, TID, SUB
 (amounts in millions)

		2015	2016	2017	2018	2019	2020	2021	2022	2023	2024	2025
NATURAL RESOURCES AND ENVIRONMENT (300)												
014 8151 0 7 303 BS20 36 76 10 A												
Sequester												
		Pop up										
Pres 16	BA:	30	31	0	0	0	0	0	0	0	0	0
Reest	OP:	7	15									
	OT:	15	23	21	13	6	2	0	0	0	0	0
Mar 15	BA:	30	31	28	0	0	0	0	0	0	0	0
Base	OP:	7	15									
	OT:	15	23	28	22	13	6	1	0	0	0	0
Orig	BA:	0	0	0	0	0	0	0	0	0	0	0
Pres	OP:	0	0									
	OT:	0	0	0	0	0	0	0	0	0	0	0
Reest -	BA:	0	0	-28	0	0	0	0	0	0	0	0
Mar15	OP:	0	0									
	OT:	0	0	-7	-9	-7	-4	-1	0	0	0	0
Reest -	BA:	30	31	0	0	0	0	0	0	0	0	0
Orig	OP:	7	15									
	OT:	15	23	21	13	6	2	0	0	0	0	0
Account Total for Sport fish restoration												
Pres 16	BA:	442	467	436	439	440	438	436	434	432	431	427
Reest	OP:	334	333									
	OT:	445	450	449	444	442	440	438	437	435	433	431
Mar 15	BA:	442	439	464	439	440	438	436	434	432	431	427
Base	OP:	334	333									
	OT:	445	443	448	446	445	443	439	437	435	433	431
Orig	BA:	431	446	421	427	434	439	446	450	457	464	470
Pres	OP:	326	341									
	OT:	465	475	473	459	452	447	450	454	458	462	466
Reest -	BA:	0	28	-28	0	0	0	0	0	0	0	0
Mar15	OP:	0	0									
	OT:	0	7	1	-2	-3	-3	-1	0	0	0	0
Reest -	BA:	11	21	15	12	6	-1	-10	-16	-25	-33	-43
Orig	OP:	8	-8									
	OT:	-20	-25	-24	-15	-10	-7	-12	-17	-23	-29	-35



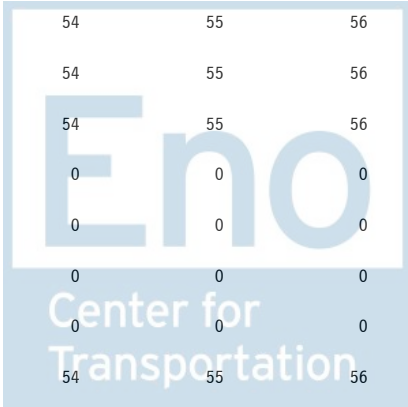
Sorted by FUNC, SFUN, TID, SUB
 (amounts in millions)

		2015	2016	2017	2018	2019	2020	2021	2022	2023	2024	2025
NATURAL RESOURCES AND ENVIRONMENT (300)												
National Park Service												
Other permanent appropriations												
014 9924 0 2 303 BA01 36 74 10 A												
Federal Fund												
Spending of concessions franchise fees (14-9991 CB6)												
Pres 16	BA:	62	62	63	64	64	65	65	65	66	67	67
Reest	OP:	46	45									
	OT:	58	64	62	63	63	58	58	58	59	59	60
Mar 15	BA:	62	62	63	64	64	65	65	65	66	67	67
Base	OP:	46	45									
	OT:	58	64	62	63	63	58	58	58	59	59	60
Orig	BA:	169	172	175	179	182	184	188	193	199	204	209
Pres	OP:	28	27									
	OT:	180	181	193	197	200	202	205	211	216	222	226
Reest -	BA:	0	0	0	0	0	0	0	0	0	0	0
Mar15	OP:	0	0									
	OT:	0	0	0	0	0	0	0	0	0	0	0
Reest -	BA:	-107	-110	-112	-115	-118	-119	-123	-128	-133	-137	-142
Orig	OP:	18	18									
	OT:	-122	-117	-131	-134	-137	-144	-147	-153	-157	-163	-166




Sorted by FUNC, SFUN, TID, SUB
 (amounts in millions)

		2015	2016	2017	2018	2019	2020	2021	2022	2023	2024	2025
NATURAL RESOURCES AND ENVIRONMENT (300)												
014 9924 0 2 303 BA02 36 74 10 A												
Federal Fund												
Other NPS mandatory (match to 014-1034, 014-5169)												
Pres 16	BA:	26	27	27	28	29	30	30	31	32	33	33
Reest	OP:	11	11									
	OT:	27	27	27	28	28	29	30	31	31	32	33
Mar 15	BA:	26	27	27	28	29	30	30	31	32	33	33
Base	OP:	11	11									
	OT:	27	27	27	28	28	29	30	31	31	32	33
Orig	BA:	0	0	0	0	0	0	0	0	0	0	0
Pres	OP:	0	0									
	OT:	0	0	0	0	0	0	0	0	0	0	0
Reest -	BA:	0	0	0	0	0	0	0	0	0	0	0
Mar15	OP:	0	0									
	OT:	0	0	0	0	0	0	0	0	0	0	0
Reest -	BA:	26	27	27	28	29	30	30	31	32	33	33
Orig	OP:	11	11									
	OT:	27	27	27	28	28	29	30	31	31	32	33
014 9924 0 2 303 BA03 36 74 10 A												
Federal Fund												
NPS Contribution for Annuity Benefits (formerly 014-1034)												
Pres 16	BA:	47	48	49	50	51	52	53	54	55	56	57
Reest	OP:	3	4									
	OT:	46	48	49	50	51	52	53	54	55	56	57
Mar 15	BA:	47	48	49	50	51	52	53	54	55	56	57
Base	OP:	3	4									
	OT:	46	48	49	50	51	52	53	54	55	56	57
Orig	BA:	0	0	0	0	0	0	0	0	0	0	0
Pres	OP:	0	0									
	OT:	0	0	0	0	0	0	0	0	0	0	0
Reest -	BA:	0	0	0	0	0	0	0	0	0	0	0
Mar15	OP:	0	0									
	OT:	0	0	0	0	0	0	0	0	0	0	0
Reest -	BA:	47	48	49	50	51	52	53	54	55	56	57
Orig	OP:	3	4									
	OT:	46	48	49	50	51	52	53	54	55	56	57




Sorted by FUNC, SFUN, TID, SUB
 (amounts in millions)

		2015	2016	2017	2018	2019	2020	2021	2022	2023	2024	2025
NATURAL RESOURCES AND ENVIRONMENT (300)												
014 9924 0 2 303 BA04 36 74 10 A												
Federal Fund												
Concessions Improvement Accounts (formerly 014-5169)												
Pres 16	BA:	19	19	19	20	20	21	21	22	22	23	23
Reest	OP:	8	7									
	OT:	12	13	15	17	20	18	19	19	20	20	20
Mar 15	BA:	19	19	19	20	20	21	21	22	22	23	23
Base	OP:	8	7									
	OT:	12	13	15	17	20	18	19	19	20	20	20
Orig	BA:	0	0	0	0	0	0	0	0	0	0	0
Pres	OP:	0	0									
	OT:	0	0	0	0	0	0	0	0	0	0	0
Reest -	BA:	0	0	0	0	0	0	0	0	0	0	0
Mar15	OP:	0	0									
	OT:	0	0	0	0	0	0	0	0	0	0	0
Reest -	BA:	19	19	19	20	20	21	21	22	22	23	23
Orig	OP:	8	7									
	OT:	12	13	15	17	20	18	19	19	20	20	20
014 9924 0 2 303 BS01 36 74 10 A												
Sequester												
Pres 16	BA:	-1	0	0	0	0	0	0	0	0	0	0
Reest	OP:	0	0									
	OT:	-1	0	0	0	0	0	0	0	0	0	0
Mar 15	BA:	-1	-1	0	0	0	0	0	0	0	0	0
Base	OP:	0	0									
	OT:	-1	-1	0	0	0	0	0	0	0	0	0
Orig	BA:	0	0	0	0	0	0	0	0	0	0	0
Pres	OP:	0	0									
	OT:	0	0	0	0	0	0	0	0	0	0	0
Reest -	BA:	0	1	0	0	0	0	0	0	0	0	0
Mar15	OP:	0	0									
	OT:	0	1	0	0	0	0	0	0	0	0	0
Reest -	BA:	-1	0	0	0	0	0	0	0	0	0	0
Orig	OP:	0	0									
	OT:	-1	0	0	0	0	0	0	0	0	0	0



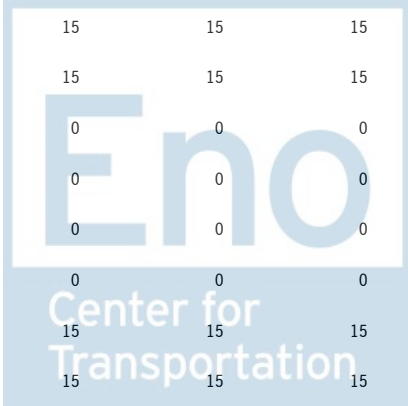
Sorted by FUNC, SFUN, TID, SUB
 (amounts in millions)

		2015	2016	2017	2018	2019	2020	2021	2022	2023	2024	2025
NATURAL RESOURCES AND ENVIRONMENT (300)												
Account Total for Other permanent appropriations												
Pres 16	BA:	153	156	158	162	164	168	169	172	175	179	180
Reest	OP:	68	67									
	OT:	142	152	153	158	162	157	160	162	165	167	170
Mar 15	BA:	153	155	158	162	164	168	169	172	175	179	180
Base	OP:	68	67									
	OT:	142	151	153	158	162	157	160	162	165	167	170
Orig	BA:	169	172	175	179	182	184	188	193	199	204	209
Pres	OP:	28	27									
	OT:	180	181	193	197	200	202	205	211	216	222	226
Reest -	BA:	0	1	0	0	0	0	0	0	0	0	0
Mar15	OP:	0	0									
	OT:	0	1	0	0	0	0	0	0	0	0	0
Reest -	BA:	-16	-16	-17	-17	-18	-16	-19	-21	-24	-25	-29
Orig	OP:	40	40									
	OT:	-38	-29	-40	-39	-38	-45	-45	-49	-51	-55	-56
Bureau of Land Management												
Permanent operating funds												
014 9926 0 2 303 BA01 36 74 10 A												
Federal Fund												
BLM, spending of recreation fees; match BA to 14-9999												
Pres 16	BA:	15	0	0	0	0	0	0	0	0	0	0
Reest	OP:	5	5									
	OT:	16	5	2	0	0	0	0	0	0	0	0
Mar 15	BA:	15	0	0	0	0	0	0	0	0	0	0
Base	OP:	5	5									
	OT:	16	5	2	0	0	0	0	0	0	0	0
Orig	BA:	0	0	0	0	0	0	0	0	0	0	0
Pres	OP:	0	0									
	OT:	0	0	0	0	0	0	0	0	0	0	0
Reest -	BA:	0	0	0	0	0	0	0	0	0	0	0
Mar15	OP:	0	0									
	OT:	0	0	0	0	0	0	0	0	0	0	0
Reest -	BA:	15	0	0	0	0	0	0	0	0	0	0
Orig	OP:	5	5									
	OT:	16	5	2	0	0	0	0	0	0	0	0



Sorted by FUNC, SFUN, TID, SUB
 (amounts in millions)

		2015	2016	2017	2018	2019	2020	2021	2022	2023	2024	2025
NATURAL RESOURCES AND ENVIRONMENT (300)												
014 9926 0 2 303 EB01 36 74 10 A												
Legislation assumed in baseline												
Assumed extension of PL 108-447 spending BLM recreation fees												
Pres 16	BA:	0	15	15	15	15	15	15	15	15	15	15
Reest	OP:	0	0									
	OT:	0	11	14	15	15	15	15	15	15	15	15
Mar 15	BA:	0	15	15	15	15	15	15	15	15	15	15
Base	OP:	0	0									
	OT:	0	11	14	15	15	15	15	15	15	15	15
Orig	BA:	0	0	0	0	0	0	0	0	0	0	0
Pres	OP:	0	0									
	OT:	0	0	0	0	0	0	0	0	0	0	0
Reest -	BA:	0	0	0	0	0	0	0	0	0	0	0
Mar15	OP:	0	0									
	OT:	0	0	0	0	0	0	0	0	0	0	0
Reest -	BA:	0	15	15	15	15	15	15	15	15	15	15
Orig	OP:	0	0									
	OT:	0	11	14	15	15	15	15	15	15	15	15
Account Total for Permanent operating funds												
Pres 16	BA:	15	15	15	15	15	15	15	15	15	15	15
Reest	OP:	5	5									
	OT:	16	16	16	15	15	15	15	15	15	15	15
Mar 15	BA:	15	15	15	15	15	15	15	15	15	15	15
Base	OP:	5	5									
	OT:	16	16	16	15	15	15	15	15	15	15	15
Orig	BA:	0	0	0	0	0	0	0	0	0	0	0
Pres	OP:	0	0									
	OT:	0	0	0	0	0	0	0	0	0	0	0
Reest -	BA:	0	0	0	0	0	0	0	0	0	0	0
Mar15	OP:	0	0									
	OT:	0	0	0	0	0	0	0	0	0	0	0
Reest -	BA:	15	15	15	15	15	15	15	15	15	15	15
Orig	OP:	5	5									
	OT:	16	16	16	15	15	15	15	15	15	15	15



Sorted by FUNC, SFUN, TID, SUB
 (amounts in millions)

		2015	2016	2017	2018	2019	2020	2021	2022	2023	2024	2025
NATURAL RESOURCES AND ENVIRONMENT (300)												
National Park Service												
Recreation fee permanent appropriations												
014 9928 0 2 303 BA01 36 74 10 A												
Federal Fund												
Spending of NPS recreation fees PL 108-447 (match to 14-9991-CB1)												
Pres 16	BA:	190	0	0	0	0	0	0	0	0	0	0
Reest	OP:	178	103		29	19	0	0	0	0	0	0
	OT:	216	103	59	29	19	0	0	0	0	0	0
Mar 15	BA:	190	0	0	0	0	0	0	0	0	0	0
Base	OP:	178	103		29	19	0	0	0	0	0	0
	OT:	216	103	59	29	19	0	0	0	0	0	0
Orig	BA:	204	210	209	211	214	216	219	221	224	226	229
Pres	OP:	114	128		209	211	212	215	217	220	222	225
	OT:	156	170	193	209	211	212	215	217	220	222	225
Reest -	BA:	0	0	0	0	0	0	0	0	0	0	0
Mar15	OP:	0	0		0	0	0	0	0	0	0	0
	OT:	0	0	0	0	0	0	0	0	0	0	0
Reest -	BA:	-14	-210	-209	-211	-214	-216	-219	-221	-224	-226	-229
Orig	OP:	64	-25		-211	-214	-216	-219	-221	-224	-226	-229
	OT:	60	-67	-134	-180	-192	-212	-215	-217	-220	-222	-225



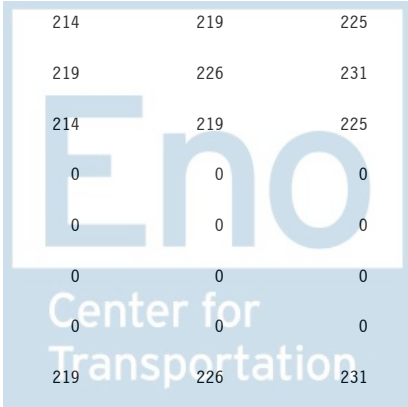
Sorted by FUNC, SFUN, TID, SUB
 (amounts in millions)

		2015	2016	2017	2018	2019	2020	2021	2022	2023	2024	2025
NATURAL RESOURCES AND ENVIRONMENT (300)												
014 9928 0 2 303 BA03 36 74 10 A												
Federal Fund												
Spending of NPPs (or new equivalent) & transportation fees & Yellowsto												
Pres 16	BA:	9	9	10	10	10	11	11	11	11	12	12
Reest	OP:	4	4									
	OT:	9	9	10	10	10	11	11	11	11	12	12
Mar 15	BA:	9	9	10	10	10	11	11	11	11	12	12
Base	OP:	4	4									
	OT:	9	9	10	10	10	11	11	11	11	12	12
Orig	BA:	0	0	0	0	0	0	0	0	0	0	0
Pres	OP:	0	0									
	OT:	0	0	0	0	0	0	0	0	0	0	0
Reest -	BA:	0	0	0	0	0	0	0	0	0	0	0
Mar15	OP:	0	0									
	OT:	0	0	0	0	0	0	0	0	0	0	0
Reest -	BA:	9	9	10	10	10	11	11	11	11	12	12
Orig	OP:	4	4									
	OT:	9	9	10	10	10	11	11	11	11	12	12
014 9928 0 2 303 BS01 36 74 10 A												
Sequester												
Pres 16	BA:	-3	0	0	0	0	0	0	0	0	0	0
Reest	OP:	0	0									
	OT:	-3	0	0	0	0	0	0	0	0	0	0
Mar 15	BA:	-3	-2	0	0	0	0	0	0	0	0	0
Base	OP:	0	0									
	OT:	-3	-2	0	0	0	0	0	0	0	0	0
Orig	BA:	0	0	0	0	0	0	0	0	0	0	0
Pres	OP:	0	0									
	OT:	0	0	0	0	0	0	0	0	0	0	0
Reest -	BA:	0	2	0	0	0	0	0	0	0	0	0
Mar15	OP:	0	0									
	OT:	0	2	0	0	0	0	0	0	0	0	0
Reest -	BA:	-3	0	0	0	0	0	0	0	0	0	0
Orig	OP:	0	0									
	OT:	-3	0	0	0	0	0	0	0	0	0	0




Sorted by FUNC, SFUN, TID, SUB
 (amounts in millions)

		2015	2016	2017	2018	2019	2020	2021	2022	2023	2024	2025
NATURAL RESOURCES AND ENVIRONMENT (300)												
014 9928 0 2 303 BS20 36 74 10 A												
Sequester												
Pop up												
Pres 16	BA:	3	3	0	0	0	0	0	0	0	0	0
Reest	OP:	0	0									
	OT:	3	3	0	0	0	0	0	0	0	0	0
Mar 15	BA:	3	3	2	0	0	0	0	0	0	0	0
Base	OP:	0	0									
	OT:	3	3	2	0	0	0	0	0	0	0	0
Orig	BA:	0	0	0	0	0	0	0	0	0	0	0
Pres	OP:	0	0									
	OT:	0	0	0	0	0	0	0	0	0	0	0
Reest -	BA:	0	0	-2	0	0	0	0	0	0	0	0
Mar15	OP:	0	0									
	OT:	0	0	-2	0	0	0	0	0	0	0	0
Reest -	BA:	3	3	0	0	0	0	0	0	0	0	0
Orig	OP:	0	0									
	OT:	3	3	0	0	0	0	0	0	0	0	0
014 9928 0 2 303 EB01 36 74 10 A												
Legislation assumed in baseline												
Assumed extension PL 108-447 NPS recreation fee spending												
Pres 16	BA:	0	193	196	199	204	209	214	219	226	231	237
Reest	OP:	0	0									
	OT:	0	48	126	196	190	204	209	214	219	225	231
Mar 15	BA:	0	193	196	199	204	209	214	219	226	231	237
Base	OP:	0	0									
	OT:	0	48	126	196	190	204	209	214	219	225	231
Orig	BA:	0	0	0	0	0	0	0	0	0	0	0
Pres	OP:	0	0									
	OT:	0	0	0	0	0	0	0	0	0	0	0
Reest -	BA:	0	0	0	0	0	0	0	0	0	0	0
Mar15	OP:	0	0									
	OT:	0	0	0	0	0	0	0	0	0	0	0
Reest -	BA:	0	193	196	199	204	209	214	219	226	231	237
Orig	OP:	0	0									
	OT:	0	48	126	196	190	204	209	214	219	225	231




Sorted by FUNC, SFUN, TID, SUB
 (amounts in millions)

		2015	2016	2017	2018	2019	2020	2021	2022	2023	2024	2025
NATURAL RESOURCES AND ENVIRONMENT (300)												
Account Total for Recreation fee permanent appropriations												
Pres 16	BA:	199	205	206	209	214	220	225	230	237	243	249
Reest	OP:	182	107									
	OT:	225	163	195	235	219	215	220	225	230	237	243
Mar 15	BA:	199	203	208	209	214	220	225	230	237	243	249
Base	OP:	182	107									
	OT:	225	161	197	235	219	215	220	225	230	237	243
Orig	BA:	204	210	209	211	214	216	219	221	224	226	229
Pres	OP:	114	128									
	OT:	156	170	193	209	211	212	215	217	220	222	225
Reest -	BA:	0	2	-2	0	0	0	0	0	0	0	0
Mar15	OP:	0	0									
	OT:	0	2	-2	0	0	0	0	0	0	0	0
Reest -	BA:	-5	-5	-3	-2	0	4	6	9	13	17	20
Orig	OP:	68	-21									
	OT:	69	-7	2	26	8	3	5	8	10	15	18
Miscellaneous trust funds												
014 9972 0 7 303 BB01 36 74 10 1												
Trust Fund												
Pres 16	BA:	25	25	25	25	25	25	25	25	25	25	25
Reest	OP:	16	16									
	OT:	26	26	25	25	25	25	25	25	25	25	25
Mar 15	BA:	25	25	25	25	25	25	25	25	25	25	25
Base	OP:	16	16									
	OT:	26	26	25	25	25	25	25	25	25	25	25
Orig	BA:	95	70	40	40	40	40	40	40	40	40	40
Pres	OP:	30	60									
	OT:	78	95	67	52	52	52	52	52	52	50	40
Reest -	BA:	0	0	0	0	0	0	0	0	0	0	0
Mar15	OP:	0	0									
	OT:	0	0	0	0	0	0	0	0	0	0	0
Reest -	BA:	-70	-45	-15	-15	-15	-15	-15	-15	-15	-15	-15
Orig	OP:	-14	-44									
	OT:	-52	-69	-42	-27	-27	-27	-27	-27	-27	-25	-15



Sorted by FUNC, SFUN, TID, SUB
 (amounts in millions)

		2015	2016	2017	2018	2019	2020	2021	2022	2023	2024	2025
NATURAL RESOURCES AND ENVIRONMENT (300)												
014 9972 0 7 303 EA01 36 74 10												
Proposed Legislation												
Centennial Initiative (spending of Centennial Match - 014-9991 EA)												
Pres 16	BA:	0	100	100	100	0	0	0	0	0	0	0
Reest	OP:	0	0									
	OT:	0	20	65	100	80	35	0	0	0	0	0
Mar 15	BA:	0	0	0	0	0	0	0	0	0	0	0
Base	OP:	0	0									
	OT:	0	0	0	0	0	0	0	0	0	0	0
Orig	BA:	0	100	100	100	0	0	0	0	0	0	0
Pres	OP:	0	0									
	OT:	0	50	100	100	50	0	0	0	0	0	0
Reest -	BA:	0	100	100	100	0	0	0	0	0	0	0
Mar15	OP:	0	0									
	OT:	0	20	65	100	80	35	0	0	0	0	0
Reest -	BA:	0	0	0	0	0	0	0	0	0	0	0
Orig	OP:	0	0									
	OT:	0	-30	-35	0	30	35	0	0	0	0	0
Account Total for Miscellaneous trust funds												
Pres 16	BA:	25	125	125	125	25	25	25	25	25	25	25
Reest	OP:	16	16									
	OT:	26	46	90	125	105	60	25	25	25	25	25
Mar 15	BA:	25	25	25	25	25	25	25	25	25	25	25
Base	OP:	16	16									
	OT:	26	26	25	25	25	25	25	25	25	25	25
Orig	BA:	95	170	140	140	40	40	40	40	40	40	40
Pres	OP:	30	60									
	OT:	78	145	167	152	102	52	52	52	52	50	40
Reest -	BA:	0	100	100	100	0	0	0	0	0	0	0
Mar15	OP:	0	0									
	OT:	0	20	65	100	80	35	0	0	0	0	0
Reest -	BA:	-70	-45	-15	-15	-15	-15	-15	-15	-15	-15	-15
Orig	OP:	-14	-44									
	OT:	-52	-99	-77	-27	3	8	-27	-27	-27	-25	-15




Sorted by FUNC, SFUN, TID, SUB
 (amounts in millions)

		2015	2016	2017	2018	2019	2020	2021	2022	2023	2024	2025
NATURAL RESOURCES AND ENVIRONMENT (300)												
Department of the Interior												
Fish and wildlife recreation fees												
014 9990 8 1 303 CB01 XX XX 20 0												
Offsetting Receipts												
NWRP sales of products (spending in 14-5092 806)												
Pres 16	BA:	-11	-11	-11	-11	-11	-11	-11	-11	-11	-11	-11
Reest	OP:	0	0									
	OT:	-11	-11	-11	-11	-11	-11	-11	-11	-11	-11	-11
Mar 15	BA:	-11	-11	-11	-11	-11	-11	-11	-11	-11	-11	-11
Base	OP:	0	0									
	OT:	-11	-11	-11	-11	-11	-11	-11	-11	-11	-11	-11
Orig	BA:	-8	-9	-8	-8	-8	-8	-8	-8	-8	-8	-8
Pres	OP:	0	0									
	OT:	-8	-9	-8	-8	-8	-8	-8	-8	-8	-8	-8
Reest -	BA:	0	0	0	0	0	0	0	0	0	0	0
Mar15	OP:	0	0									
	OT:	0	0	0	0	0	0	0	0	0	0	0
Reest -	BA:	-3	-2	-3	-3	-3	-3	-3	-3	-3	-3	-3
Orig	OP:	0	0									
	OT:	-3	-2	-3	-3	-3	-3	-3	-3	-3	-3	-3



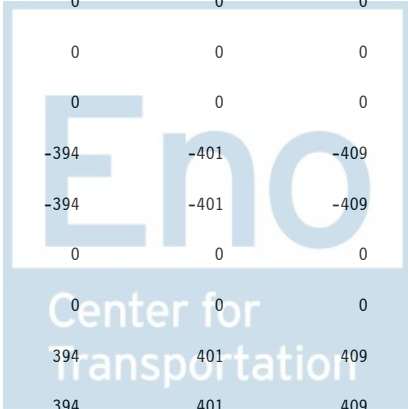
Sorted by FUNC, SFUN, TID, SUB
 (amounts in millions)

		2015	2016	2017	2018	2019	2020	2021	2022	2023	2024	2025
NATURAL RESOURCES AND ENVIRONMENT (300)												
014 9990 8 1 303 CB02 XX XX 20 A												
Offsetting Receipts												
Refuge entrance fees and other receipts, FWS												
Pres 16	BA:	-5	0	0	0	0	0	0	0	0	0	0
Reest	OP:	0	0									
	OT:	-5	0	0	0	0	0	0	0	0	0	0
Mar 15	BA:	-5	0	0	0	0	0	0	0	0	0	0
Base	OP:	0	0									
	OT:	-5	0	0	0	0	0	0	0	0	0	0
Orig	BA:	-5	-5	-5	-5	-5	-5	-5	-5	-5	-5	-5
Pres	OP:	0	0									
	OT:	-5	-5	-5	-5	-5	-5	-5	-5	-5	-5	-5
Reest -	BA:	0	0	0	0	0	0	0	0	0	0	0
Mar15	OP:	0	0									
	OT:	0	0	0	0	0	0	0	0	0	0	0
Reest -	BA:	0	5	5	5	5	5	5	5	5	5	5
Orig	OP:	0	0									
	OT:	0	5	5	5	5	5	5	5	5	5	5
014 9990 8 1 303 EB01 36 XX 20 A												
Legislation assumed in baseline												
Pres 16	BA:	0	-5	-5	-5	-5	-5	-5	-5	-5	-5	-5
Reest	OP:	0	0									
	OT:	0	-5	-5	-5	-5	-5	-5	-5	-5	-5	-5
Mar 15	BA:	0	-5	-5	-5	-5	-5	-5	-5	-5	-5	-5
Base	OP:	0	0									
	OT:	0	-5	-5	-5	-5	-5	-5	-5	-5	-5	-5
Orig	BA:	0	0	0	0	0	0	0	0	0	0	0
Pres	OP:	0	0									
	OT:	0	0	0	0	0	0	0	0	0	0	0
Reest -	BA:	0	0	0	0	0	0	0	0	0	0	0
Mar15	OP:	0	0									
	OT:	0	0	0	0	0	0	0	0	0	0	0
Reest -	BA:	0	-5	-5	-5	-5	-5	-5	-5	-5	-5	-5
Orig	OP:	0	0									
	OT:	0	-5	-5	-5	-5	-5	-5	-5	-5	-5	-5




Sorted by FUNC, SFUN, TID, SUB
 (amounts in millions)

		2015	2016	2017	2018	2019	2020	2021	2022	2023	2024	2025
NATURAL RESOURCES AND ENVIRONMENT (300)												
Account Total for Fish and wildlife recreation fees												
Pres 16	BA:	-16	-16	-16	-16	-16	-16	-16	-16	-16	-16	-16
Reest	OP:	0	0									
	OT:	-16	-16	-16	-16	-16	-16	-16	-16	-16	-16	-16
Mar 15	BA:	-16	-16	-16	-16	-16	-16	-16	-16	-16	-16	-16
Base	OP:	0	0									
	OT:	-16	-16	-16	-16	-16	-16	-16	-16	-16	-16	-16
Orig	BA:	-13	-14	-13	-13	-13	-13	-13	-13	-13	-13	-13
Pres	OP:	0	0									
	OT:	-13	-14	-13	-13	-13	-13	-13	-13	-13	-13	-13
Reest -	BA:	0	0	0	0	0	0	0	0	0	0	0
Mar15	OP:	0	0									
	OT:	0	0	0	0	0	0	0	0	0	0	0
Reest -	BA:	-3	-2	-3	-3	-3	-3	-3	-3	-3	-3	-3
Orig	OP:	0	0									
	OT:	-3	-2	-3	-3	-3	-3	-3	-3	-3	-3	-3
National Park Service User/Entrance Fees												
014 9991 8 1 303 CB01 XX XX 20 A												
Offsetting Receipts												
NPS recreation fees, PL 108-447 2015 in EB)												
Pres 16	BA:	-190	0	0	0	0	0	0	0	0	0	0
Reest	OP:	0	0									
	OT:	-190	0	0	0	0	0	0	0	0	0	0
Mar 15	BA:	-190	0	0	0	0	0	0	0	0	0	0
Base	OP:	0	0									
	OT:	-190	0	0	0	0	0	0	0	0	0	0
Orig	BA:	-409	-388	-364	-370	-374	-381	-388	-394	-401	-409	-416
Pres	OP:	0	0									
	OT:	-409	-388	-364	-370	-374	-381	-388	-394	-401	-409	-416
Reest -	BA:	0	0	0	0	0	0	0	0	0	0	0
Mar15	OP:	0	0									
	OT:	0	0	0	0	0	0	0	0	0	0	0
Reest -	BA:	219	388	364	370	374	381	388	394	401	409	416
Orig	OP:	0	0									
	OT:	219	388	364	370	374	381	388	394	401	409	416




Sorted by FUNC, SFUN, TID, SUB
 (amounts in millions)

		2015	2016	2017	2018	2019	2020	2021	2022	2023	2024	2025
NATURAL RESOURCES AND ENVIRONMENT (300)												
014 9991 8 1 303 CB03 XX XX 20 A												
Offsetting Receipts												
Misc. NPS receipts												
Pres 16	BA:	-28	-28	-28	-28	-28	-29	-29	-29	-30	-30	-30
Reest	OP:	0	0									
	OT:	-28	-28	-28	-28	-28	-29	-29	-29	-30	-30	-30
Mar 15	BA:	-28	-28	-28	-28	-28	-29	-29	-29	-30	-30	-30
Base	OP:	0	0									
	OT:	-28	-28	-28	-28	-28	-29	-29	-29	-30	-30	-30
Orig	BA:	0	0	0	0	0	0	0	0	0	0	0
Pres	OP:	0	0									
	OT:	0	0	0	0	0	0	0	0	0	0	0
Reest -	BA:	0	0	0	0	0	0	0	0	0	0	0
Mar15	OP:	0	0									
	OT:	0	0	0	0	0	0	0	0	0	0	0
Reest -	BA:	-28	-28	-28	-28	-28	-29	-29	-29	-30	-30	-30
Orig	OP:	0	0									
	OT:	-28	-28	-28	-28	-28	-29	-29	-29	-30	-30	-30
014 9991 8 1 303 CB05 XX XX 20 A												
Offsetting Receipts												
Deposits to concession improvement accounts												
Pres 16	BA:	-19	-19	-19	-20	-20	-21	-21	-22	-22	-23	-23
Reest	OP:	0	0									
	OT:	-19	-19	-19	-20	-20	-21	-21	-22	-22	-23	-23
Mar 15	BA:	-19	-19	-19	-20	-20	-21	-21	-22	-22	-23	-23
Base	OP:	0	0									
	OT:	-19	-19	-19	-20	-20	-21	-21	-22	-22	-23	-23
Orig	BA:	0	0	0	0	0	0	0	0	0	0	0
Pres	OP:	0	0									
	OT:	0	0	0	0	0	0	0	0	0	0	0
Reest -	BA:	0	0	0	0	0	0	0	0	0	0	0
Mar15	OP:	0	0									
	OT:	0	0	0	0	0	0	0	0	0	0	0
Reest -	BA:	-19	-19	-19	-20	-20	-21	-21	-22	-22	-23	-23
Orig	OP:	0	0									
	OT:	-19	-19	-19	-20	-20	-21	-21	-22	-22	-23	-23



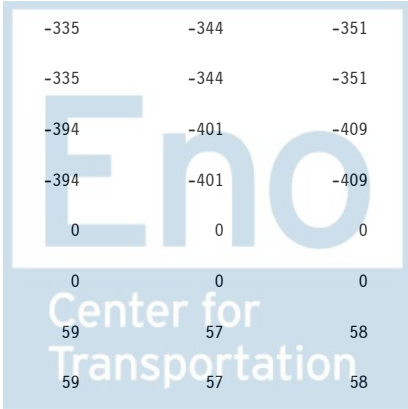
Sorted by FUNC, SFUN, TID, SUB
 (amounts in millions)

		2015	2016	2017	2018	2019	2020	2021	2022	2023	2024	2025
NATURAL RESOURCES AND ENVIRONMENT (300)												
014 9991 8 1 303 CB06 XX XX 20 A												
Offsetting Receipts												
Concession franchise fees												
Pres 16	BA:	-62	-62	-63	-64	-64	-65	-65	-65	-66	-67	-67
Reest	OP:	0	0									
	OT:	-62	-62	-63	-64	-64	-65	-65	-65	-66	-67	-67
Mar 15	BA:	-62	-62	-63	-64	-64	-65	-65	-65	-66	-67	-67
Base	OP:	0	0									
	OT:	-62	-62	-63	-64	-64	-65	-65	-65	-66	-67	-67
Orig	BA:	0	0	0	0	0	0	0	0	0	0	0
Pres	OP:	0	0									
	OT:	0	0	0	0	0	0	0	0	0	0	0
Reest -	BA:	0	0	0	0	0	0	0	0	0	0	0
Mar15	OP:	0	0									
	OT:	0	0	0	0	0	0	0	0	0	0	0
Reest -	BA:	-62	-62	-63	-64	-64	-65	-65	-65	-66	-67	-67
Orig	OP:	0	0									
	OT:	-62	-62	-63	-64	-64	-65	-65	-65	-66	-67	-67
014 9991 8 1 303 EA01 36 74 20												
Proposed Legislation												
Centennial Challenge matching contributions (Centennial Initiative)												
Pres 16	BA:	0	-100	-100	-100	0	0	0	0	0	0	0
Reest	OP:	0	0									
	OT:	0	-100	-100	-100	0	0	0	0	0	0	0
Mar 15	BA:	0	0	0	0	0	0	0	0	0	0	0
Base	OP:	0	0									
	OT:	0	0	0	0	0	0	0	0	0	0	0
Orig	BA:	0	-100	-100	-100	0	0	0	0	0	0	0
Pres	OP:	0	0									
	OT:	0	-100	-100	-100	0	0	0	0	0	0	0
Reest -	BA:	0	-100	-100	-100	0	0	0	0	0	0	0
Mar15	OP:	0	0									
	OT:	0	-100	-100	-100	0	0	0	0	0	0	0
Reest -	BA:	0	0	0	0	0	0	0	0	0	0	0
Orig	OP:	0	0									
	OT:	0	0	0	0	0	0	0	0	0	0	0



Sorted by FUNC, SFUN, TID, SUB
 (amounts in millions)

		2015	2016	2017	2018	2019	2020	2021	2022	2023	2024	2025
NATURAL RESOURCES AND ENVIRONMENT (300)												
014 9991 8 1 303 EB01 36 XX 20 A												
Legislation assumed in baseline												
Assumed extension of NPS recreation fees												
Pres 16	BA:	0	-193	-196	-199	-204	-209	-214	-219	-226	-231	-237
Reest	OP:	0	0									
	OT:	0	-193	-196	-199	-204	-209	-214	-219	-226	-231	-237
Mar 15	BA:	0	-193	-196	-199	-204	-209	-214	-219	-226	-231	-237
Base	OP:	0	0									
	OT:	0	-193	-196	-199	-204	-209	-214	-219	-226	-231	-237
Orig	BA:	0	0	0	0	0	0	0	0	0	0	0
Pres	OP:	0	0									
	OT:	0	0	0	0	0	0	0	0	0	0	0
Reest -	BA:	0	0	0	0	0	0	0	0	0	0	0
Mar15	OP:	0	0									
	OT:	0	0	0	0	0	0	0	0	0	0	0
Reest -	BA:	0	-193	-196	-199	-204	-209	-214	-219	-226	-231	-237
Orig	OP:	0	0									
	OT:	0	-193	-196	-199	-204	-209	-214	-219	-226	-231	-237
Account Total for National Park Service User/Entrance Fees												
Pres 16	BA:	-299	-402	-406	-411	-316	-324	-329	-335	-344	-351	-357
Reest	OP:	0	0									
	OT:	-299	-402	-406	-411	-316	-324	-329	-335	-344	-351	-357
Mar 15	BA:	-299	-302	-306	-311	-316	-324	-329	-335	-344	-351	-357
Base	OP:	0	0									
	OT:	-299	-302	-306	-311	-316	-324	-329	-335	-344	-351	-357
Orig	BA:	-409	-488	-464	-470	-374	-381	-388	-394	-401	-409	-416
Pres	OP:	0	0									
	OT:	-409	-488	-464	-470	-374	-381	-388	-394	-401	-409	-416
Reest -	BA:	0	-100	-100	-100	0	0	0	0	0	0	0
Mar15	OP:	0	0									
	OT:	0	-100	-100	-100	0	0	0	0	0	0	0
Reest -	BA:	110	86	58	59	58	57	59	59	57	58	59
Orig	OP:	0	0									
	OT:	110	86	58	59	58	57	59	59	57	58	59




Sorted by FUNC, SFUN, TID, SUB
 (amounts in millions)

		2015	2016	2017	2018	2019	2020	2021	2022	2023	2024	2025
NATURAL RESOURCES AND ENVIRONMENT (300)												
Everglades restoration account (Farm Bill)												
014 9991 8 2 303 CB01 XX XX 20 A												
Offsetting Receipts												
NPS transportation fees (not under new program; doesn't expire)												
Pres 16	BA:	-9	-9	-9	-9	-9	-10	-10	-10	-11	-11	-11
Reest	OP:	0	0									
	OT:	-9	-9	-9	-9	-9	-10	-10	-10	-11	-11	-11
Mar 15	BA:	-9	-9	-9	-9	-9	-10	-10	-10	-11	-11	-11
Base	OP:	0	0									
	OT:	-9	-9	-9	-9	-9	-10	-10	-10	-11	-11	-11
Orig	BA:	-17	-17	-17	-18	-18	-19	-19	-20	-20	-21	-21
Pres	OP:	0	0									
	OT:	-17	-17	-17	-18	-18	-19	-19	-20	-20	-21	-21
Reest -	BA:	0	0	0	0	0	0	0	0	0	0	0
Mar15	OP:	0	0									
	OT:	0	0	0	0	0	0	0	0	0	0	0
Reest -	BA:	8	8	8	9	9	9	9	10	9	10	10
Orig	OP:	0	0									
	OT:	8	8	8	9	9	9	9	10	9	10	10



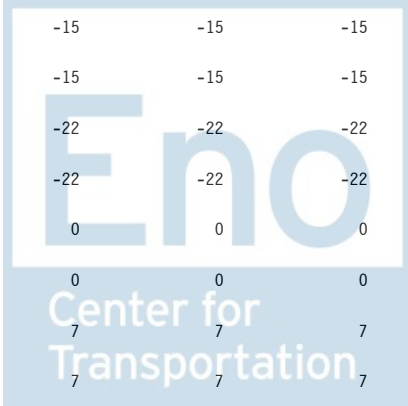
Sorted by FUNC, SFUN, TID, SUB
 (amounts in millions)

		2015	2016	2017	2018	2019	2020	2021	2022	2023	2024	2025
NATURAL RESOURCES AND ENVIRONMENT (300)												
Recreation enhancement fees												
014 9996 8 1 303 CB02 XX XX 20												
Offsetting Receipts												
Pres 16	BA:	0	0	0	0	0	0	0	0	0	0	0
Reest	OP:	0	0									
	OT:	0	0	0	0	0	0	0	0	0	0	0
Mar 15	BA:	0	0	0	0	0	0	0	0	0	0	0
Base	OP:	0	0									
	OT:	0	0	0	0	0	0	0	0	0	0	0
Orig	BA:	-1	-1	-1	-1	-1	-1	-1	-1	-1	-1	-1
Pres	OP:	0	0									
	OT:	-1	-1	-1	-1	-1	-1	-1	-1	-1	-1	-1
Reest -	BA:	0	0	0	0	0	0	0	0	0	0	0
Mar15	OP:	0	0									
	OT:	0	0	0	0	0	0	0	0	0	0	0
Reest -	BA:	1	1	1	1	1	1	1	1	1	1	1
Orig	OP:	0	0									
	OT:	1	1	1	1	1	1	1	1	1	1	1
Fee collection support, public lands												
014 9999 8 1 303 AA01 XX XX 10												
Appropriation												
Pres 16	BA:	0	0	0	0	0	0	0	0	0	0	0
Reest	OP:	0	0									
	OT:	0	0	0	0	0	0	0	0	0	0	0
Mar 15	BA:	0	0	0	0	0	0	0	0	0	0	0
Base	OP:	0	0									
	OT:	0	0	0	0	0	0	0	0	0	0	0
Orig	BA:	-19	-19	-20	-20	-21	-21	-22	-22	-22	-22	-22
Pres	OP:	0	0									
	OT:	-19	-19	-20	-20	-21	-21	-22	-22	-22	-22	-22
Reest -	BA:	0	0	0	0	0	0	0	0	0	0	0
Mar15	OP:	0	0									
	OT:	0	0	0	0	0	0	0	0	0	0	0
Reest -	BA:	19	19	20	20	21	21	22	22	22	22	22
Orig	OP:	0	0									
	OT:	19	19	20	20	21	21	22	22	22	22	22



Sorted by FUNC, SFUN, TID, SUB
 (amounts in millions)

		2015	2016	2017	2018	2019	2020	2021	2022	2023	2024	2025
NATURAL RESOURCES AND ENVIRONMENT (300)												
014 9999 8 1 303 EB01 36 XX 20 A												
Legislation assumed in baseline												
Assumed extension BLM recreation fees PL 108-447												
Pres 16	BA:	0	-15	-15	-15	-15	-15	-15	-15	-15	-15	-15
Reest	OP:	0	0									
	OT:	0	-15	-15	-15	-15	-15	-15	-15	-15	-15	-15
Mar 15	BA:	0	-15	-15	-15	-15	-15	-15	-15	-15	-15	-15
Base	OP:	0	0									
	OT:	0	-15	-15	-15	-15	-15	-15	-15	-15	-15	-15
Orig	BA:	0	0	0	0	0	0	0	0	0	0	0
Pres	OP:	0	0									
	OT:	0	0	0	0	0	0	0	0	0	0	0
Reest -	BA:	0	0	0	0	0	0	0	0	0	0	0
Mar15	OP:	0	0									
	OT:	0	0	0	0	0	0	0	0	0	0	0
Reest -	BA:	0	-15	-15	-15	-15	-15	-15	-15	-15	-15	-15
Orig	OP:	0	0									
	OT:	0	-15	-15	-15	-15	-15	-15	-15	-15	-15	-15
Account Total for Fee collection support, public lands												
Pres 16	BA:	0	-15	-15	-15	-15	-15	-15	-15	-15	-15	-15
Reest	OP:	0	0									
	OT:	0	-15	-15	-15	-15	-15	-15	-15	-15	-15	-15
Mar 15	BA:	0	-15	-15	-15	-15	-15	-15	-15	-15	-15	-15
Base	OP:	0	0									
	OT:	0	-15	-15	-15	-15	-15	-15	-15	-15	-15	-15
Orig	BA:	-19	-19	-20	-20	-21	-21	-22	-22	-22	-22	-22
Pres	OP:	0	0									
	OT:	-19	-19	-20	-20	-21	-21	-22	-22	-22	-22	-22
Reest -	BA:	0	0	0	0	0	0	0	0	0	0	0
Mar15	OP:	0	0									
	OT:	0	0	0	0	0	0	0	0	0	0	0
Reest -	BA:	19	4	5	5	6	6	7	7	7	7	7
Orig	OP:	0	0									
	OT:	19	4	5	5	6	6	7	7	7	7	7



Sorted by FUNC, SFUN, TID, SUB
 (amounts in millions)

	2015	2016	2017	2018	2019	2020	2021	2022	2023	2024	2025
NATURAL RESOURCES AND ENVIRONMENT (300)											
Other Defense Civil Programs											
Forest and Wildlife Conservation, Military Reservations											
Sales of hunting and fishing permits, Navy											
017 9990 8 1 303 CB01 XX XX 20 0											
Offsetting Receipts											
Pres 16 BA:	-3	-3	-3	-3	-3	-3	-3	-3	-3	-3	-3
Reest OP:	0	0									
OT:	-3	-3	-3	-3	-3	-3	-3	-3	-3	-3	-3
Mar 15 BA:	-3	-3	-3	-3	-3	-3	-3	-3	-3	-3	-3
Base OP:	0	0									
OT:	-3	-3	-3	-3	-3	-3	-3	-3	-3	-3	-3
Orig BA:	-3	-3	-3	-3	-3	-3	-3	-3	-3	-3	-3
Pres OP:	0	0									
OT:	-3	-3	-3	-3	-3	-3	-3	-3	-3	-3	-3
Reest - BA:	0	0	0	0	0	0	0	0	0	0	0
Mar15 OP:	0	0									
OT:	0	0	0	0	0	0	0	0	0	0	0
Reest - BA:	0	0	0	0	0	0	0	0	0	0	0
Orig OP:	0	0									
OT:	0	0	0	0	0	0	0	0	0	0	0



Sorted by FUNC, SFUN, TID, SUB
 (amounts in millions)

	2015	2016	2017	2018	2019	2020	2021	2022	2023	2024	2025
NATURAL RESOURCES AND ENVIRONMENT (300)											
Department of the Interior											
National Park Service											
National Park Service Infrastructure											
088 8881 8 8 303 BA01 36 74 10 N											
Federal Fund											
Pres 16 BA:	0	0	0	20	30	0	0	0	0	0	0
Reest OP:	0	0									
OT:	0	0	0	4	12	13	10	7	4	0	0
Mar 15 BA:	0	0	0	20	30	0	0	0	0	0	0
Base OP:	0	0									
OT:	0	0	0	4	12	13	10	7	4	0	0
Orig BA:	0	0	0	0	0	0	0	0	0	0	0
Pres OP:	0	0									
OT:	0	0	0	0	0	0	0	0	0	0	0
Reest - BA:	0	0	0	0	0	0	0	0	0	0	0
Mar15 OP:	0	0									
OT:	0	0	0	0	0	0	0	0	0	0	0
Reest - BA:	0	0	0	20	30	0	0	0	0	0	0
Orig OP:	0	0									
OT:	0	0	0	4	12	13	10	7	4	0	0



Sorted by FUNC, SFUN, TID, SUB
 (amounts in millions)

	2015	2016	2017	2018	2019	2020	2021	2022	2023	2024	2025
NATURAL RESOURCES AND ENVIRONMENT (300)											
Corps of Engineers--Civil Works											
Corps of Engineers--Civil Works											
Recreation user fees, Corp of Engineers											
096 9990 8 1 303 CB01 XX XX 20 1											
Offsetting Receipts											
Pres 16 BA:	-44	-44	-44	-44	-44	-44	-44	-44	-44	-44	-44
Reest OP:	0	0									
OT:	-44	-44	-44	-44	-44	-44	-44	-44	-44	-44	-44
Mar 15 BA:	-44	-44	-44	-44	-44	-44	-44	-44	-44	-44	-44
Base OP:	0	0									
OT:	-44	-44	-44	-44	-44	-44	-44	-44	-44	-44	-44
Orig BA:	-44	-44	-44	-44	-44	-44	-44	-44	-44	-44	-44
Pres OP:	0	0									
OT:	-44	-44	-44	-44	-44	-44	-44	-44	-44	-44	-44
Reest - BA:	0	0	0	0	0	0	0	0	0	0	0
Mar15 OP:	0	0									
OT:	0	0	0	0	0	0	0	0	0	0	0
Reest - BA:	0	0	0	0	0	0	0	0	0	0	0
Orig OP:	0	0									
OT:	0	0	0	0	0	0	0	0	0	0	0



Sorted by FUNC, SFUN, TID, SUB
 (amounts in millions)

	2015	2016	2017	2018	2019	2020	2021	2022	2023	2024	2025
NATURAL RESOURCES AND ENVIRONMENT (300)											
Other Defense Civil Programs											
Forest and Wildlife Conservation, Military Reservations											
Wildlife conservation											
097 5095 0 2 303 BA01 22 76 10 0											
Federal Fund											
Pres 16 BA:	3	3	3	3	3	3	3	3	3	3	3
Reest OP:	2	2									
OT:	4	4	3	3	3	3	3	3	3	3	3
Mar 15 BA:	3	3	3	3	3	3	3	3	3	3	3
Base OP:	2	2									
OT:	4	4	3	3	3	3	3	3	3	3	3
Orig BA:	3	3	3	3	3	3	3	3	3	3	3
Pres OP:	4	3									
OT:	7	6	3	3	3	3	3	3	3	3	3
Reest - BA:	0	0	0	0	0	0	0	0	0	0	0
Mar15 OP:	0	0									
OT:	0	0	0	0	0	0	0	0	0	0	0
Reest - BA:	0	0	0	0	0	0	0	0	0	0	0
Orig OP:	-2	-1									
OT:	-3	-2	0	0	0	0	0	0	0	0	0



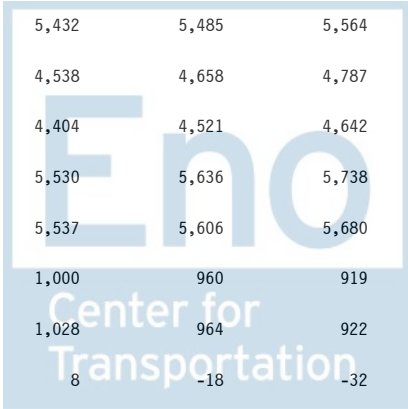
Sorted by FUNC, SFUN, TID, SUB
 (amounts in millions)

	2015	2016	2017	2018	2019	2020	2021	2022	2023	2024	2025
NATURAL RESOURCES AND ENVIRONMENT (300)											
Advisory Council on Historic Preservation											
Advisory Council on Historic Preservation											
Salaries and Expenses											
306 2300 0 1 303 AA01 IN IN 03 0											
Appropriation											
Pres 16 BA:	6	6	6	6	6	6	6	7	7	7	7
Reest OP:	1	1									
OT:	6	6	6	6	6	6	6	7	7	7	7
Mar 15 BA:	6	6	6	7	7	7	7	8	8	8	8
Base OP:	1	1									
OT:	6	6	6	7	7	7	7	8	8	8	8
Orig BA:	6	6	6	6	6	6	6	7	7	7	7
Pres OP:	0	0									
OT:	6	6	6	6	6	6	6	7	7	7	7
Reest - BA:	0	0	0	-1	-1	-1	-1	-1	-1	-1	-1
Mar15 OP:	0	0									
OT:	0	0	0	-1	-1	-1	-1	-1	-1	-1	-1
Reest - BA:	0	0	0	0	0	0	0	0	0	0	0
Orig OP:	1	1									
OT:	0	0	0	0	0	0	0	0	0	0	0



Sorted by FUNC, SFUN, TID, SUB
 (amounts in millions)

		2015	2016	2017	2018	2019	2020	2021	2022	2023	2024	2025
NATURAL RESOURCES AND ENVIRONMENT (300)												
Presidio Trust												
Presidio Trust												
Presidio Trust												
512 4331 0 3 303 AA01 IN IN 03 0												
Appropriation												
Pres 16	BA:	0	0	0	1	0	0	1	1	0	0	0
Reest	OP:	6	3		0	0	0	0	0	1	1	0
	OT:	6	3	1	0	0	0	0	0	1	1	0
Mar 15	BA:	0	0	0	0	0	0	0	0	0	0	0
Base	OP:	6	3		0	0	0	0	0	0	0	0
	OT:	6	3	1	0	0	0	0	0	0	0	0
Orig	BA:	0	0	0	1	0	0	1	1	0	0	0
Pres	OP:	25	71		1	0	0	1	1	0	0	0
	OT:	-33	0	-7	-9	-8	-9	-9	-10	-10	-10	-11
Reest -	BA:	0	0	0	1	0	0	1	1	0	0	0
Mar15	OP:	0	0		0	0	0	0	0	1	1	0
	OT:	0	0	0	0	0	0	0	0	1	1	0
Reest -	BA:	0	0	0	0	0	0	0	0	0	0	0
Orig	OP:	-19	-68		0	0	0	0	0	0	0	0
	OT:	39	3	8	9	8	9	9	10	11	11	11
Subfunction Total for 303 Recreational resources (303)												
Pres 16	BA:	4,022	4,799	5,489	5,696	5,360	5,372	5,452	5,538	5,618	5,706	5,783
Reest	OP:	1,630	1,661		5,432	5,527	5,432	5,392	5,432	5,485	5,564	5,648
	OT:	3,815	4,013	4,630	5,432	5,527	5,432	5,392	5,432	5,485	5,564	5,648
Mar 15	BA:	4,022	3,801	3,922	4,089	4,217	4,298	4,414	4,538	4,658	4,787	4,906
Base	OP:	1,630	1,661		3,991	4,052	4,148	4,281	4,404	4,521	4,642	4,766
	OT:	3,815	3,797	3,885	3,991	4,052	4,148	4,281	4,404	4,521	4,642	4,766
Orig	BA:	3,956	4,776	5,440	5,636	5,284	5,336	5,433	5,530	5,636	5,738	5,847
Pres	OP:	1,790	2,136		5,720	5,710	5,510	5,447	5,537	5,606	5,680	5,744
	OT:	3,671	4,255	5,029	5,720	5,710	5,510	5,447	5,537	5,606	5,680	5,744
Reest -	BA:	0	998	1,567	1,607	1,143	1,074	1,038	1,000	960	919	877
Mar15	OP:	0	0		1,441	1,475	1,284	1,111	1,028	964	922	882
	OT:	0	216	745	1,441	1,475	1,284	1,111	1,028	964	922	882
Reest -	BA:	66	23	49	60	76	36	19	8	-18	-32	-64
Orig	OP:	-160	-475		-288	-183	-78	-55	-105	-121	-116	-96
	OT:	144	-242	-399	-288	-183	-78	-55	-105	-121	-116	-96



Sorted by FUNC, SFUN, TID, SUB
(amounts in millions)

	2015	2016	2017	2018	2019	2020	2021	2022	2023	2024	2025
NATURAL RESOURCES AND ENVIRONMENT (300)											



Sorted by FUNC, SFUN, TID, SUB
 (amounts in millions)

		2015	2016	2017	2018	2019	2020	2021	2022	2023	2024	2025
NATURAL RESOURCES AND ENVIRONMENT (300)												
Pollution control and abatement (304)												
Department of Agriculture												
Hazardous Materials Management												
Hazardous Materials Management												
012 0500 0 1 304 AA01 AR AR 03 0												
Appropriation												
Pres 16	BA:	4	4	4	4	4	4	4	4	5	5	5
Reest	OP:	2	2									
	OT:	4	4	4	4	4	4	4	4	5	5	5
Mar 15	BA:	4	4	4	4	4	5	5	5	5	5	5
Base	OP:	2	2									
	OT:	4	4	4	4	4	5	5	5	5	5	5
Orig	BA:	4	4	4	4	4	4	4	4	5	5	5
Pres	OP:	3	3									
	OT:	7	7	7	7	4	4	4	4	5	5	5
Reest -	BA:	0	0	0	0	0	-1	-1	-1	0	0	0
Mar15	OP:	0	0									
	OT:	0	0	0	0	0	-1	-1	-1	0	0	0
Reest -	BA:	0	0	0	0	0	0	0	0	0	0	0
Orig	OP:	-1	-1									
	OT:	-3	-3	-3	-3	0	0	0	0	0	0	0



Sorted by FUNC, SFUN, TID, SUB
 (amounts in millions)

		2015	2016	2017	2018	2019	2020	2021	2022	2023	2024	2025
NATURAL RESOURCES AND ENVIRONMENT (300)												
Department of Commerce												
National Oceanic and Atmospheric Administration												
Gulf Coast Ecosystem Restoration Science, Observation, Monitorin												
013 1455 0 1 304 BA01 36 72 10												
Federal Fund												
Pres 16	BA:	0	0	0	0	0	0	0	0	0	0	0
Reest	OP:	0	0									
	OT:	0	0	0	0	0	0	0	0	0	0	0
Mar 15	BA:	0	0	0	0	0	0	0	0	0	0	0
Base	OP:	0	0									
	OT:	0	0	0	0	0	0	0	0	0	0	0
Orig	BA:	2	2	2	2	2	2	2	2	2	2	2
Pres	OP:	0	0									
	OT:	2	2	2	2	2	2	2	2	2	2	2
Reest -	BA:	0	0	0	0	0	0	0	0	0	0	0
Mar15	OP:	0	0									
	OT:	0	0	0	0	0	0	0	0	0	0	0
Reest -	BA:	-2	-2	-2	-2	-2	-2	-2	-2	-2	-2	-2
Orig	OP:	0	0									
	OT:	-2	-2	-2	-2	-2	-2	-2	-2	-2	-2	-2



Sorted by FUNC, SFUN, TID, SUB
 (amounts in millions)

	2015	2016	2017	2018	2019	2020	2021	2022	2023	2024	2025
NATURAL RESOURCES AND ENVIRONMENT (300)											
Department of the Interior											
Department-Wide Programs											
Central Hazardous Materials Fund											
014 1121 0 1 304 AA01 IN IN 03 0											
Appropriation											
Pres 16 BA:	10	10	10	10	11	11	11	11	11	11	12
Reest OP:	8	8		11	10	11	11	11	11	11	11
OT:	12	12	11	11	10	11	11	11	11	11	11
Mar 15 BA:	10	10	10	11	11	11	11	12	12	12	12
Base OP:	8	8		11	11	11	11	11	12	12	12
OT:	12	12	11	11	11	11	11	11	12	12	12
Orig BA:	10	10	10	10	11	11	11	11	11	11	12
Pres OP:	23	23		10	11	11	11	11	11	11	11
OT:	23	23	10	10	11	11	11	11	11	11	11
Reest - BA:	0	0	0	-1	0	0	0	-1	-1	-1	0
Mar15 OP:	0	0		0	-1	0	0	0	-1	-1	-1
OT:	0	0	0	0	-1	0	0	0	-1	-1	-1
Reest - BA:	0	0	0	0	0	0	0	0	0	0	0
Orig OP:	-15	-15		1	-1	0	0	0	0	0	0
OT:	-11	-11	1	1	-1	0	0	0	0	0	0



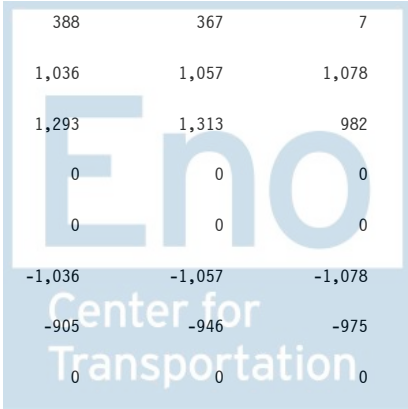
Sorted by FUNC, SFUN, TID, SUB
 (amounts in millions)

		2015	2016	2017	2018	2019	2020	2021	2022	2023	2024	2025
NATURAL RESOURCES AND ENVIRONMENT (300)												
Environmental Protection Agency												
Environmental Protection Agency												
State and tribal assistance grants												
068 0103 0 1 304 AA01 IN IN 03 0												
Appropriation												
Clean Water												
Pres 16	BA:	1,449	1,116	3,670	3,743	3,783	3,820	3,896	3,974	4,054	4,133	4,219
Reest	OP:	1,272	1,737									
	OT:	1,330	1,782	1,781	2,227	2,880	3,409	3,691	3,889	3,997	4,117	4,187
Mar 15	BA:	1,449	1,471	1,497	1,527	1,558	1,590	1,621	1,655	1,688	1,723	1,758
Base	OP:	1,272	1,737									
	OT:	1,330	1,796	1,765	1,811	1,767	1,811	1,848	1,882	1,916	1,972	1,989
Orig	BA:	3,505	3,599	3,670	3,743	3,783	3,820	3,896	3,974	4,054	4,133	4,219
Pres	OP:	3,442	3,451									
	OT:	3,891	3,927	3,087	3,183	3,209	3,426	3,635	3,801	3,891	3,964	4,039
Reest -	BA:	0	-355	2,173	2,216	2,225	2,230	2,275	2,319	2,366	2,410	2,461
Mar15	OP:	0	0									
	OT:	0	-14	16	416	1,113	1,598	1,843	2,007	2,081	2,145	2,198
Reest -	BA:	-2,056	-2,483	0	0	0	0	0	0	0	0	0
Orig	OP:	-2,170	-1,714									
	OT:	-2,561	-2,145	-1,306	-956	-329	-17	56	88	106	153	148



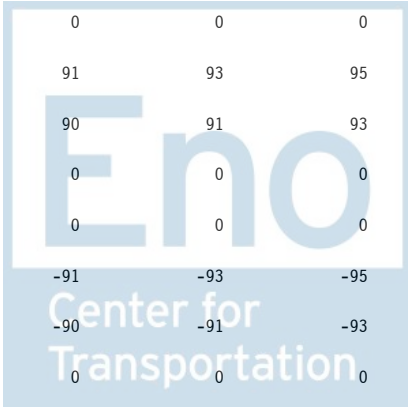
Sorted by FUNC, SFUN, TID, SUB
 (amounts in millions)

		2015	2016	2017	2018	2019	2020	2021	2022	2023	2024	2025
NATURAL RESOURCES AND ENVIRONMENT (300)												
068 0103 0 1 304 AA02 IN IN 03 0												
Appropriation												
Categorical												
Pres 16	BA:	1,054	1,162	0	0	0	0	0	0	0	0	0
Reest	OP:	927	885									
	OT:	1,349	1,350	1,014	474	341	273	250	250	250	0	0
Mar 15	BA:	1,054	1,070	1,089	1,111	1,133	1,156	1,179	1,204	1,228	1,253	1,279
Base	OP:	927	885									
	OT:	1,349	1,313	1,413	1,343	1,364	1,386	1,408	1,432	1,456	1,231	1,256
Orig	BA:	0	0	0	0	0	0	0	0	0	0	0
Pres	OP:	0	0									
	OT:	0	0	0	0	0	0	0	0	0	0	0
Reest -	BA:	0	92	-1,089	-1,111	-1,133	-1,156	-1,179	-1,204	-1,228	-1,253	-1,279
Mar15	OP:	0	0									
	OT:	0	37	-399	-869	-1,023	-1,113	-1,158	-1,182	-1,206	-1,231	-1,256
Reest -	BA:	1,054	1,162	0	0	0	0	0	0	0	0	0
Orig	OP:	927	885									
	OT:	1,349	1,350	1,014	474	341	273	250	250	250	0	0
068 0103 0 1 304 AA03 IN IN 03 0												
Appropriation												
Drinking Water												
Pres 16	BA:	907	1,186	0	0	0	0	0	0	0	0	0
Reest	OP:	1,153	1,095									
	OT:	1,189	1,142	1,238	1,032	756	532	430	388	367	7	0
Mar 15	BA:	907	921	937	956	975	995	1,015	1,036	1,057	1,078	1,100
Base	OP:	1,153	1,095									
	OT:	1,189	1,132	1,217	1,197	1,228	1,253	1,275	1,293	1,313	982	1,002
Orig	BA:	0	0	0	0	0	0	0	0	0	0	0
Pres	OP:	0	0									
	OT:	0	0	0	0	0	0	0	0	0	0	0
Reest -	BA:	0	265	-937	-956	-975	-995	-1,015	-1,036	-1,057	-1,078	-1,100
Mar15	OP:	0	0									
	OT:	0	10	21	-165	-472	-721	-845	-905	-946	-975	-1,002
Reest -	BA:	907	1,186	0	0	0	0	0	0	0	0	0
Orig	OP:	1,153	1,095									
	OT:	1,189	1,142	1,238	1,032	756	532	430	388	367	7	0




Sorted by FUNC, SFUN, TID, SUB
 (amounts in millions)

		2015	2016	2017	2018	2019	2020	2021	2022	2023	2024	2025
NATURAL RESOURCES AND ENVIRONMENT (300)												
068 0103 0 1 304 AA04 IN IN 03 0												
Appropriation												
American Iron and Steel (Sec. 444)												
Pres 16	BA:	0	0	0	0	0	0	0	0	0	0	0
Reest	OP:	95	0									
	OT:	95	0	0	0	0	0	0	0	0	0	0
Mar 15	BA:	0	0	0	0	0	0	0	0	0	0	0
Base	OP:	95	0									
	OT:	95	0	0	0	0	0	0	0	0	0	0
Orig	BA:	0	0	0	0	0	0	0	0	0	0	0
Pres	OP:	0	0									
	OT:	0	0	0	0	0	0	0	0	0	0	0
Reest -	BA:	0	0	0	0	0	0	0	0	0	0	0
Mar15	OP:	0	0									
	OT:	0	0	0	0	0	0	0	0	0	0	0
Reest -	BA:	0	0	0	0	0	0	0	0	0	0	0
Orig	OP:	95	0									
	OT:	95	0	0	0	0	0	0	0	0	0	0
068 0103 0 1 304 AA05 IN IN 03 0												
Appropriation												
Brownfields												
Pres 16	BA:	80	110	0	0	0	0	0	0	0	0	0
Reest	OP:	86	78									
	OT:	90	84	101	16	3	0	0	0	0	0	0
Mar 15	BA:	80	81	83	84	86	88	90	91	93	95	97
Base	OP:	86	78									
	OT:	90	82	82	83	84	86	88	90	91	93	95
Orig	BA:	0	0	0	0	0	0	0	0	0	0	0
Pres	OP:	0	0									
	OT:	0	0	0	0	0	0	0	0	0	0	0
Reest -	BA:	0	29	-83	-84	-86	-88	-90	-91	-93	-95	-97
Mar15	OP:	0	0									
	OT:	0	2	19	-67	-81	-86	-88	-90	-91	-93	-95
Reest -	BA:	80	110	0	0	0	0	0	0	0	0	0
Orig	OP:	86	78									
	OT:	90	84	101	16	3	0	0	0	0	0	0



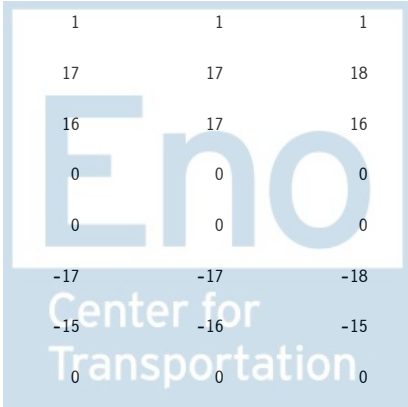
Sorted by FUNC, SFUN, TID, SUB
 (amounts in millions)

		2015	2016	2017	2018	2019	2020	2021	2022	2023	2024	2025
NATURAL RESOURCES AND ENVIRONMENT (300)												
068 0103 0 1 304 AA06 IN IN 03 0												
Appropriation												
Pres 16	BA:	0	0	0	0	0	0	0	0	0	0	0
Reest	OP:	180	120									
	OT:	180	120	60	36	24	18	12	12	0	0	0
Mar 15	BA:	0	0	0	0	0	0	0	0	0	0	0
Base	OP:	180	120									
	OT:	180	120	60	36	24	18	12	12	0	0	0
Orig	BA:	0	0	0	0	0	0	0	0	0	0	0
Pres	OP:	0	0									
	OT:	0	0	0	0	0	0	0	0	0	0	0
Reest -	BA:	0	0	0	0	0	0	0	0	0	0	0
Mar15	OP:	0	0									
	OT:	0	0	0	0	0	0	0	0	0	0	0
Reest -	BA:	0	0	0	0	0	0	0	0	0	0	0
Orig	OP:	180	120									
	OT:	180	120	60	36	24	18	12	12	0	0	0
068 0103 0 1 304 AA08 IN IN 03 0												
Appropriation												
Airshed												
Pres 16	BA:	10	0	0	0	0	0	0	0	0	0	0
Reest	OP:	9	12									
	OT:	12	12	11	9	4	0	0	0	0	0	0
Mar 15	BA:	10	10	10	11	11	11	11	11	12	12	12
Base	OP:	9	12									
	OT:	12	15	16	16	12	10	10	10	11	11	12
Orig	BA:	0	0	0	0	0	0	0	0	0	0	0
Pres	OP:	0	0									
	OT:	0	0	0	0	0	0	0	0	0	0	0
Reest -	BA:	0	-10	-10	-11	-11	-11	-11	-11	-11	-12	-12
Mar15	OP:	0	0									
	OT:	0	-3	-5	-7	-8	-10	-10	-10	-11	-11	-12
Reest -	BA:	10	0	0	0	0	0	0	0	0	0	0
Orig	OP:	9	12									
	OT:	12	12	11	9	4	0	0	0	0	0	0



Sorted by FUNC, SFUN, TID, SUB
 (amounts in millions)

		2015	2016	2017	2018	2019	2020	2021	2022	2023	2024	2025
NATURAL RESOURCES AND ENVIRONMENT (300)												
068 0103 0 1 304 AA09 IN IN 03 0												
Appropriation												
Clean Diesel												
Pres 16	BA:	30	10	0	0	0	0	0	0	0	0	0
Reest	OP:	21	24									
	OT:	29	27	19	12	8	5	4	2	1	1	0
Mar 15	BA:	30	30	31	32	32	33	34	34	35	36	36
Base	OP:	21	24									
	OT:	29	32	33	33	33	32	33	33	33	34	35
Orig	BA:	0	0	0	0	0	0	0	0	0	0	0
Pres	OP:	0	0									
	OT:	0	0	0	0	0	0	0	0	0	0	0
Reest -	BA:	0	-20	-31	-32	-32	-33	-34	-34	-35	-36	-36
Mar15	OP:	0	0									
	OT:	0	-5	-14	-21	-25	-27	-29	-31	-32	-33	-35
Reest -	BA:	30	10	0	0	0	0	0	0	0	0	0
Orig	OP:	21	24									
	OT:	29	27	19	12	8	5	4	2	1	1	0
068 0103 0 1 304 AA10 IN IN 03 0												
Appropriation												
Alaska & Mexico												
Pres 16	BA:	15	15	0	0	0	0	0	0	0	0	0
Reest	OP:	17	15									
	OT:	18	16	16	13	7	3	2	1	1	1	1
Mar 15	BA:	15	15	15	16	16	16	17	17	17	18	18
Base	OP:	17	15									
	OT:	18	16	16	16	15	15	16	16	16	16	17
Orig	BA:	0	0	0	0	0	0	0	0	0	0	0
Pres	OP:	0	0									
	OT:	0	0	0	0	0	0	0	0	0	0	0
Reest -	BA:	0	0	-15	-16	-16	-16	-17	-17	-17	-18	-18
Mar15	OP:	0	0									
	OT:	0	0	0	-3	-8	-12	-14	-15	-16	-15	-16
Reest -	BA:	15	15	0	0	0	0	0	0	0	0	0
Orig	OP:	17	15									
	OT:	18	16	16	13	7	3	2	1	1	1	1




Sorted by FUNC, SFUN, TID, SUB
 (amounts in millions)

		2015	2016	2017	2018	2019	2020	2021	2022	2023	2024	2025
NATURAL RESOURCES AND ENVIRONMENT (300)												
068 0103 0 1 304 DE03 IN IN 03 A STIM09												
Supplemental Emergency												
Pres 16	BA:	0	0	0	0	0	0	0	0	0	0	0
Reest	OP:	40	15									
	OT:	40	15	0	0	0	0	0	0	0	0	0
Mar 15	BA:	0	0	0	0	0	0	0	0	0	0	0
Base	OP:	40	15									
	OT:	40	15	0	0	0	0	0	0	0	0	0
Orig	BA:	0	0	0	0	0	0	0	0	0	0	0
Pres	OP:	0	0									
	OT:	0	0	0	0	0	0	0	0	0	0	0
Reest -	BA:	0	0	0	0	0	0	0	0	0	0	0
Mar15	OP:	0	0									
	OT:	0	0	0	0	0	0	0	0	0	0	0
Reest -	BA:	0	0	0	0	0	0	0	0	0	0	0
Orig	OP:	40	15									
	OT:	40	15	0	0	0	0	0	0	0	0	0
068 0103 0 1 304 IA01 IN IN 03 0												
Rescission												
Pres 16	BA:	-40	0	0	0	0	0	0	0	0	0	0
Reest	OP:	-20	-24									
	OT:	-24	-24	-24	-24	-10	-5	-4	-4	0	0	0
Mar 15	BA:	-40	-41	-41	-42	-43	-44	-45	-46	-47	-48	-49
Base	OP:	-20	-24						-34	-35	-36	-36
	OT:	-24	-28	-32	-36	-27	-26	-30	0	0	0	0
Orig	BA:	0	0	0	0	0	0	0	0	0	0	0
Pres	OP:	0	0						0	0	0	0
	OT:	0	0	0	0	0	0	0	0	0	0	0
Reest -	BA:	0	41	41	42	43	44	45	46	47	48	49
Mar15	OP:	0	0						30	35	36	36
	OT:	0	4	8	12	17	21	26	0	0	0	0
Reest -	BA:	-40	0	0	0	0	0	0	-4	0	0	0
Orig	OP:	-20	-24						0	0	0	0
	OT:	-24	-24	-24	-24	-10	-5	-4	0	0	0	0



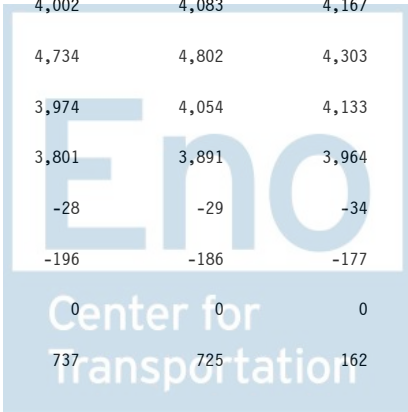
Sorted by FUNC, SFUN, TID, SUB
 (amounts in millions)

		2015	2016	2017	2018	2019	2020	2021	2022	2023	2024	2025
NATURAL RESOURCES AND ENVIRONMENT (300)												
068 0103 0 1 304 IA03 IN IN 03 0												
Rescission												
Pres 16	BA:	0	0	0	0	0	0	0	0	0	0	0
Reest	OP:	-1	0									
	OT:	-1	0	0	0	0	0	0	0	0	0	0
Mar 15	BA:	0	0	0	0	0	0	0	0	0	0	0
Base	OP:	-1	0									
	OT:	-1	0	0	0	0	0	0	0	0	0	0
Orig	BA:	0	0	0	0	0	0	0	0	0	0	0
Pres	OP:	0	0									
	OT:	0	0	0	0	0	0	0	0	0	0	0
Reest -	BA:	0	0	0	0	0	0	0	0	0	0	0
Mar15	OP:	0	0									
	OT:	0	0	0	0	0	0	0	0	0	0	0
Reest -	BA:	0	0	0	0	0	0	0	0	0	0	0
Orig	OP:	-1	0									
	OT:	-1	0	0	0	0	0	0	0	0	0	0
068 0103 0 1 304 IA04 IN IN 03 0												
Rescission												
Pres 16	BA:	0	0	0	0	0	0	0	0	0	0	0
Reest	OP:	-3	-2									
	OT:	-3	-2	-1	0	0	0	0	0	0	0	0
Mar 15	BA:	0	0	0	0	0	0	0	0	0	0	0
Base	OP:	-3	-2									
	OT:	-3	-2	-1	0	0	0	0	0	0	0	0
Orig	BA:	0	0	0	0	0	0	0	0	0	0	0
Pres	OP:	0	0									
	OT:	0	0	0	0	0	0	0	0	0	0	0
Reest -	BA:	0	0	0	0	0	0	0	0	0	0	0
Mar15	OP:	0	0									
	OT:	0	0	0	0	0	0	0	0	0	0	0
Reest -	BA:	0	0	0	0	0	0	0	0	0	0	0
Orig	OP:	-3	-2									
	OT:	-3	-2	-1	0	0	0	0	0	0	0	0



Sorted by FUNC, SFUN, TID, SUB
 (amounts in millions)

		2015	2016	2017	2018	2019	2020	2021	2022	2023	2024	2025
NATURAL RESOURCES AND ENVIRONMENT (300)												
068 0103 0 1 304 IA05 IN IN 03 0												
Rescission												
Pres 16	BA:	0	0	0	0	0	0	0	0	0	0	0
Reest	OP:	-2	-1									
	OT:	-2	-1	0	0	0	0	0	0	0	0	0
Mar 15	BA:	0	0	0	0	0	0	0	0	0	0	0
Base	OP:	-2	-1									
	OT:	-2	-1	0	0	0	0	0	0	0	0	0
Orig	BA:	0	0	0	0	0	0	0	0	0	0	0
Pres	OP:	0	0									
	OT:	0	0	0	0	0	0	0	0	0	0	0
Reest -	BA:	0	0	0	0	0	0	0	0	0	0	0
Mar15	OP:	0	0									
	OT:	0	0	0	0	0	0	0	0	0	0	0
Reest -	BA:	0	0	0	0	0	0	0	0	0	0	0
Orig	OP:	-2	-1									
	OT:	-2	-1	0	0	0	0	0	0	0	0	0
Account Total for State and tribal assistance grants												
Pres 16	BA:	3,505	3,599	3,670	3,743	3,783	3,820	3,896	3,974	4,054	4,133	4,219
Reest	OP:	3,774	3,954									
	OT:	4,302	4,521	4,215	3,795	4,013	4,235	4,385	4,538	4,616	4,126	4,188
Mar 15	BA:	3,505	3,557	3,621	3,695	3,768	3,845	3,922	4,002	4,083	4,167	4,251
Base	OP:	3,774	3,954									
	OT:	4,302	4,490	4,569	4,499	4,500	4,585	4,660	4,734	4,802	4,303	4,370
Orig	BA:	3,505	3,599	3,670	3,743	3,783	3,820	3,896	3,974	4,054	4,133	4,219
Pres	OP:	3,442	3,451									
	OT:	3,891	3,927	3,087	3,183	3,209	3,426	3,635	3,801	3,891	3,964	4,039
Reest -	BA:	0	42	49	48	15	-25	-26	-28	-29	-34	-32
Mar15	OP:	0	0									
	OT:	0	31	-354	-704	-487	-350	-275	-196	-186	-177	-182
Reest -	BA:	0	0	0	0	0	0	0	0	0	0	0
Orig	OP:	332	503									
	OT:	411	594	1,128	612	804	809	750	737	725	162	149



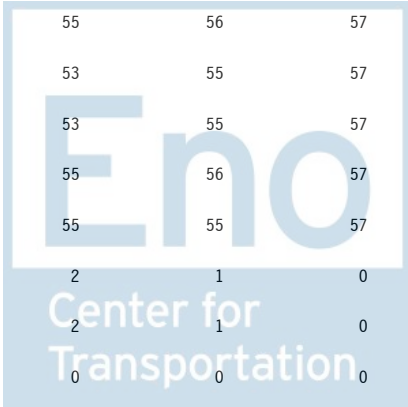
Sorted by FUNC, SFUN, TID, SUB
 (amounts in millions)

		2015	2016	2017	2018	2019	2020	2021	2022	2023	2024	2025
NATURAL RESOURCES AND ENVIRONMENT (300)												
Science and technology												
068 0107 0 1 304 AA01 IN IN 03 0												
Appropriation												
Pres 16	BA:	735	769	784	800	808	817	832	849	866	884	899
Reest	OP:	473	456									
	OT:	767	764	780	788	801	810	822	837	853	871	887
Mar 15	BA:	735	753	773	796	820	844	868	894	920	946	974
Base	OP:	473	456									
	OT:	767	757	768	779	802	826	850	875	901	927	953
Orig	BA:	735	769	784	800	808	817	832	849	866	884	899
Pres	OP:	331	321									
	OT:	755	763	777	792	803	813	825	840	858	873	890
Reest -	BA:	0	16	11	4	-12	-27	-36	-45	-54	-62	-75
Mar15	OP:	0	0									
	OT:	0	7	12	9	-1	-16	-28	-38	-48	-56	-66
Reest -	BA:	0	0	0	0	0	0	0	0	0	0	0
Orig	OP:	142	135									
	OT:	12	1	3	-4	-2	-3	-3	-3	-5	-2	-3
Environmental programs and management												
068 0108 0 1 304 AA01 IN IN 03 0												
Appropriation												
Pres 16	BA:	2,614	2,842	2,898	2,955	2,986	3,016	3,077	3,137	3,201	3,265	3,329
Reest	OP:	955	910									
	OT:	2,654	2,757	2,885	2,950	2,989	3,023	3,075	3,130	3,192	3,255	3,294
Mar 15	BA:	2,614	2,685	2,764	2,854	2,946	3,041	3,138	3,238	3,340	3,445	3,552
Base	OP:	955	910									
	OT:	2,654	2,655	2,766	2,842	2,921	3,014	3,110	3,209	3,309	3,413	3,494
Orig	BA:	2,614	2,842	2,898	2,955	2,986	3,016	3,077	3,137	3,201	3,265	3,329
Pres	OP:	821	763									
	OT:	2,561	2,718	2,891	2,949	2,971	3,003	3,055	3,112	3,175	3,240	3,302
Reest -	BA:	0	157	134	101	40	-25	-61	-101	-139	-180	-223
Mar15	OP:	0	0									
	OT:	0	102	119	108	68	9	-35	-79	-117	-158	-200
Reest -	BA:	0	0	0	0	0	0	0	0	0	0	0
Orig	OP:	134	147									
	OT:	93	39	-6	1	18	20	20	18	17	15	-8



Sorted by FUNC, SFUN, TID, SUB
 (amounts in millions)

		2015	2016	2017	2018	2019	2020	2021	2022	2023	2024	2025
NATURAL RESOURCES AND ENVIRONMENT (300)												
Buildings and facilities												
068 0110 0 1 304 AA01 IN IN 03 0												
Appropriation												
Pres 16	BA:	42	52	53	54	54	55	57	58	59	60	61
Reest	OP:	29	33									
	OT:	35	41	48	52	54	54	55	56	58	59	60
Mar 15	BA:	42	43	43	44	45	46	47	48	49	50	51
Base	OP:	29	33									
	OT:	35	39	43	43	44	45	46	47	48	49	50
Orig	BA:	42	52	53	54	54	55	57	58	59	60	61
Pres	OP:	26	27									
	OT:	33	37	57	53	55	55	56	58	59	60	61
Reest -	BA:	0	9	10	10	9	9	10	10	10	10	10
Mar15	OP:	0	0									
	OT:	0	2	5	9	10	9	9	9	10	10	10
Reest -	BA:	0	0	0	0	0	0	0	0	0	0	0
Orig	OP:	3	6									
	OT:	2	4	-9	-1	-1	-1	-1	-2	-1	-1	-1
Office of Inspector General												
068 0112 0 1 304 AA01 IN IN 03 0												
Appropriation												
Pres 16	BA:	41	50	51	52	53	53	54	55	56	57	59
Reest	OP:	6	6									
	OT:	41	49	51	52	53	53	54	55	56	57	59
Mar 15	BA:	41	42	44	46	47	49	51	53	55	57	59
Base	OP:	6	6									
	OT:	41	42	44	46	47	49	51	53	55	57	59
Orig	BA:	41	50	51	52	53	53	54	55	56	57	59
Pres	OP:	5	3									
	OT:	39	45	49	51	53	53	54	55	55	57	58
Reest -	BA:	0	8	7	6	6	4	3	2	1	0	0
Mar15	OP:	0	0									
	OT:	0	7	7	6	6	4	3	2	1	0	0
Reest -	BA:	0	0	0	0	0	0	0	0	0	0	0
Orig	OP:	1	3									
	OT:	2	4	2	1	0	0	0	0	1	0	1



Sorted by FUNC, SFUN, TID, SUB
 (amounts in millions)

		2015	2016	2017	2018	2019	2020	2021	2022	2023	2024	2025
NATURAL RESOURCES AND ENVIRONMENT (300)												
Payment to the hazardous substance superfund												
068 0250 0 1 304 AA01 IN IN 03												
Appropriation												
Pres 16	BA:	0	0	0	0	0	0	0	0	0	0	0
Reest	OP:	0	0									
	OT:	0	0	0	0	0	0	0	0	0	0	0
Mar 15	BA:	0	0	0	0	0	0	0	0	0	0	0
Base	OP:	0	0									
	OT:	0	0	0	0	0	0	0	0	0	0	0
Orig	BA:	982	993	1,013	1,033	1,043	1,054	1,075	1,096	1,118	1,141	1,164
Pres	OP:	0	0									
	OT:	982	993	1,013	1,033	1,043	1,054	1,075	1,096	1,118	1,141	1,164
Reest -	BA:	0	0	0	0	0	0	0	0	0	0	0
Mar15	OP:	0	0									
	OT:	0	0	0	0	0	0	0	0	0	0	0
Reest -	BA:	-982	-993	-1,013	-1,033	-1,043	-1,054	-1,075	-1,096	-1,118	-1,141	-1,164
Orig	OP:	0	0									
	OT:	-982	-993	-1,013	-1,033	-1,043	-1,054	-1,075	-1,096	-1,118	-1,141	-1,164




Sorted by FUNC, SFUN, TID, SUB
 (amounts in millions)

		2015	2016	2017	2018	2019	2020	2021	2022	2023	2024	2025
NATURAL RESOURCES AND ENVIRONMENT (300)												
Clean Power State Incentive Fund												
068 0253 0 1 304 EA01 36 74 10												
Proposed Legislation												
Clean Power State Incentive Fund												
Pres 16	BA:	0	4,000	0	0	0	0	0	0	0	0	0
Reest	OP:	0	0									
	OT:	0	0	1,670	1,000	190	190	190	190	190	190	190
Mar 15	BA:	0	0	0	0	0	0	0	0	0	0	0
Base	OP:	0	0									
	OT:	0	0	0	0	0	0	0	0	0	0	0
Orig	BA:	0	4,000	0	0	0	0	0	0	0	0	0
Pres	OP:	0	0									
	OT:	0	0	1,670	1,000	190	190	190	190	190	190	190
Reest -	BA:	0	4,000	0	0	0	0	0	0	0	0	0
Mar15	OP:	0	0									
	OT:	0	0	1,670	1,000	190	190	190	190	190	190	190
Reest -	BA:	0	0	0	0	0	0	0	0	0	0	0
Orig	OP:	0	0									
	OT:	0	0	0	0	0	0	0	0	0	0	0




Sorted by FUNC, SFUN, TID, SUB
 (amounts in millions)

		2015	2016	2017	2018	2019	2020	2021	2022	2023	2024	2025
NATURAL RESOURCES AND ENVIRONMENT (300)												
Reregistration and expedited processing revolving fund												
068 4310 0 3 304 BD01 20 64 10												
Public Enterprise Fund												
Pres 16	BA:	0	0	0	0	0	0	0	0	0	0	0
Reest	OP:	0	0									
	OT:	0	0	0	0	0	0	0	0	0	0	0
Mar 15	BA:	0	0	0	0	0	0	0	0	0	0	0
Base	OP:	0	0									
	OT:	0	0	0	0	0	0	0	0	0	0	0
Orig	BA:	0	2	0	0	0	0	0	0	0	0	0
Pres	OP:	5	6									
	OT:	-1	1	0	0	0	0	0	0	0	0	0
Reest -	BA:	0	0	0	0	0	0	0	0	0	0	0
Mar15	OP:	0	0									
	OT:	0	0	0	0	0	0	0	0	0	0	0
Reest -	BA:	0	-2	0	0	0	0	0	0	0	0	0
Orig	OP:	-5	-6									
	OT:	1	-1	0	0	0	0	0	0	0	0	0
068 4310 0 3 304 BS01 20 64 10 A												
Sequester												
Pres 16	BA:	-2	0	0	0	0	0	0	0	0	0	0
Reest	OP:	0	0									
	OT:	-2	0	0	0	0	0	0	0	0	0	0
Mar 15	BA:	-2	-2	0	0	0	0	0	0	0	0	0
Base	OP:	0	0									
	OT:	-2	-2	0	0	0	0	0	0	0	0	0
Orig	BA:	0	0	0	0	0	0	0	0	0	0	0
Pres	OP:	0	0									
	OT:	0	0	0	0	0	0	0	0	0	0	0
Reest -	BA:	0	2	0	0	0	0	0	0	0	0	0
Mar15	OP:	0	0									
	OT:	0	2	0	0	0	0	0	0	0	0	0
Reest -	BA:	-2	0	0	0	0	0	0	0	0	0	0
Orig	OP:	0	0									
	OT:	-2	0	0	0	0	0	0	0	0	0	0



Sorted by FUNC, SFUN, TID, SUB
 (amounts in millions)

		2015	2016	2017	2018	2019	2020	2021	2022	2023	2024	2025
NATURAL RESOURCES AND ENVIRONMENT (300)												
Account Total for Reregistration and expedited processing revolving fund												
Pres 16	BA:	-2	0	0	0	0	0	0	0	0	0	0
Reest	OP:	0	0									
	OT:	-2	0	0	0	0	0	0	0	0	0	0
Mar 15	BA:	-2	-2	0	0	0	0	0	0	0	0	0
Base	OP:	0	0									
	OT:	-2	-2	0	0	0	0	0	0	0	0	0
Orig	BA:	0	2	0	0	0	0	0	0	0	0	0
Pres	OP:	5	6									
	OT:	-1	1	0	0	0	0	0	0	0	0	0
Reest -	BA:	0	2	0	0	0	0	0	0	0	0	0
Mar15	OP:	0	0									
	OT:	0	2	0	0	0	0	0	0	0	0	0
Reest -	BA:	-2	-2	0	0	0	0	0	0	0	0	0
Orig	OP:	-5	-6									
	OT:	-1	-1	0	0	0	0	0	0	0	0	0
Hazardous Waste Electronic Manifest System Fund												
068 4330 0 3 304 AA01 IN IN 03 0												
Appropriation												
Pres 16	BA:	4	7	7	7	7	7	8	8	8	8	8
Reest	OP:	0	0									
	OT:	4	6	7	7	7	7	8	8	8	8	8
Mar 15	BA:	4	4	4	4	4	5	5	5	5	5	5
Base	OP:	0	0									
	OT:	4	4	4	4	4	5	5	5	5	5	5
Orig	BA:	4	7	7	7	7	7	8	8	8	8	8
Pres	OP:	2	2									
	OT:	3	4	6	7	7	7	8	8	8	8	8
Reest -	BA:	0	3	3	3	3	2	3	3	3	3	3
Mar15	OP:	0	0									
	OT:	0	2	3	3	3	2	3	3	3	3	3
Reest -	BA:	0	0	0	0	0	0	0	0	0	0	0
Orig	OP:	-2	-2									
	OT:	1	2	1	0	0	0	0	0	0	0	0




Sorted by FUNC, SFUN, TID, SUB
 (amounts in millions)

		2015	2016	2017	2018	2019	2020	2021	2022	2023	2024	2025
NATURAL RESOURCES AND ENVIRONMENT (300)												
TSCA Confidential Business Information Fund												
068 4369 0 3 304 BD01 99 99 10												
Public Enterprise Fund												
Pres 16	BA:	0	0	0	0	0	0	0	0	0	0	0
Reest	OP:	0	0									
	OT:	0	0	0	0	0	0	0	0	0	0	0
Mar 15	BA:	0	0	0	0	0	0	0	0	0	0	0
Base	OP:	0	0									
	OT:	0	0	0	0	0	0	0	0	0	0	0
Orig	BA:	0	0	0	0	0	0	0	0	0	0	0
Pres	OP:	0	0									
	OT:	0	0	-4	0	0	0	0	0	0	0	0
Reest -	BA:	0	0	0	0	0	0	0	0	0	0	0
Mar15	OP:	0	0									
	OT:	0	0	0	0	0	0	0	0	0	0	0
Reest -	BA:	0	0	0	0	0	0	0	0	0	0	0
Orig	OP:	0	0									
	OT:	0	0	4	0	0	0	0	0	0	0	0
068 4369 0 3 304 EA01 99 99 10												
Proposed Legislation												
Pres 16	BA:	0	0	0	0	0	0	0	0	0	0	0
Reest	OP:	0	0									
	OT:	0	0	0	0	0	0	0	0	0	0	0
Mar 15	BA:	0	0	0	0	0	0	0	0	0	0	0
Base	OP:	0	0									
	OT:	0	0	0	0	0	0	0	0	0	0	0
Orig	BA:	0	0	0	0	0	0	0	0	0	0	0
Pres	OP:	0	0									
	OT:	0	0	-2	-2	0	0	0	0	0	0	0
Reest -	BA:	0	0	0	0	0	0	0	0	0	0	0
Mar15	OP:	0	0									
	OT:	0	0	0	0	0	0	0	0	0	0	0
Reest -	BA:	0	0	0	0	0	0	0	0	0	0	0
Orig	OP:	0	0									
	OT:	0	0	2	2	0	0	0	0	0	0	0




Sorted by FUNC, SFUN, TID, SUB
 (amounts in millions)

		2015	2016	2017	2018	2019	2020	2021	2022	2023	2024	2025
NATURAL RESOURCES AND ENVIRONMENT (300)												
Account Total for TSCA Confidential Business Information Fund												
Pres 16	BA:	0	0	0	0	0	0	0	0	0	0	0
Reest	OP:	0	0									
	OT:	0	0	0	0	0	0	0	0	0	0	0
Mar 15	BA:	0	0	0	0	0	0	0	0	0	0	0
Base	OP:	0	0									
	OT:	0	0	0	0	0	0	0	0	0	0	0
Orig	BA:	0	0	0	0	0	0	0	0	0	0	0
Pres	OP:	0	0									
	OT:	0	0	-6	-2	0	0	0	0	0	0	0
Reest -	BA:	0	0	0	0	0	0	0	0	0	0	0
Mar15	OP:	0	0									
	OT:	0	0	0	0	0	0	0	0	0	0	0
Reest -	BA:	0	0	0	0	0	0	0	0	0	0	0
Orig	OP:	0	0									
	OT:	0	0	6	2	0	0	0	0	0	0	0
Working capital fund												
068 4565 0 4 304 AA01 IN IN 03												
Appropriation												
Pres 16	BA:	0	0	0	0	0	0	0	0	0	0	0
Reest	OP:	0	0									
	OT:	0	0	0	0	0	0	0	0	0	0	0
Mar 15	BA:	0	0	0	0	0	0	0	0	0	0	0
Base	OP:	0	0									
	OT:	0	0	0	0	0	0	0	0	0	0	0
Orig	BA:	0	0	0	0	-1	0	1	-1	-2	-1	0
Pres	OP:	52	52									
	OT:	0	0	30	24	23	14	15	14	13	14	15
Reest -	BA:	0	0	0	0	0	0	0	0	0	0	0
Mar15	OP:	0	0									
	OT:	0	0	0	0	0	0	0	0	0	0	0
Reest -	BA:	0	0	0	0	1	0	-1	1	2	1	0
Orig	OP:	-52	-52									
	OT:	0	0	-30	-24	-23	-14	-15	-14	-13	-14	-15



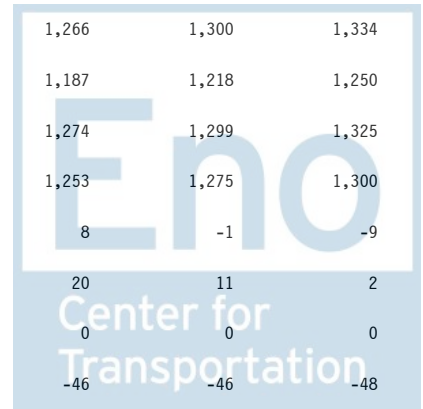
Sorted by FUNC, SFUN, TID, SUB
 (amounts in millions)

		2015	2016	2017	2018	2019	2020	2021	2022	2023	2024	2025
NATURAL RESOURCES AND ENVIRONMENT (300)												
Pesticide registration fund												
068 5374 0 2 304 AA01 IN IN 03												
Appropriation												
Pres 16	BA:	0	0	0	0	0	0	0	0	0	0	0
Reest	OP:	0	0									
	OT:	0	0	0	0	0	0	0	0	0	0	0
Mar 15	BA:	0	0	0	0	0	0	0	0	0	0	0
Base	OP:	0	0									
	OT:	0	0	0	0	0	0	0	0	0	0	0
Orig	BA:	20	20	20	21	21	21	22	22	23	23	23
Pres	OP:	4	12									
	OT:	14	22	20	20	20	20	21	22	23	24	24
Reest -	BA:	0	0	0	0	0	0	0	0	0	0	0
Mar15	OP:	0	0									
	OT:	0	0	0	0	0	0	0	0	0	0	0
Reest -	BA:	-20	-20	-20	-21	-21	-21	-22	-22	-23	-23	-23
Orig	OP:	-4	-12									
	OT:	-14	-22	-20	-20	-20	-20	-21	-22	-23	-24	-24
068 5374 0 2 304 AA02 IN IN 03												
Appropriation												
Pres 16	BA:	0	0	0	0	0	0	0	0	0	0	0
Reest	OP:	0	0									
	OT:	0	0	0	0	0	0	0	0	0	0	0
Mar 15	BA:	0	0	0	0	0	0	0	0	0	0	0
Base	OP:	0	0									
	OT:	0	0	0	0	0	0	0	0	0	0	0
Orig	BA:	-20	-20	-20	-20	-20	-20	-20	-20	-20	-20	-20
Pres	OP:	0	0									
	OT:	-20	-20	-20	-20	-20	-20	-20	-20	-20	-20	-20
Reest -	BA:	0	0	0	0	0	0	0	0	0	0	0
Mar15	OP:	0	0									
	OT:	0	0	0	0	0	0	0	0	0	0	0
Reest -	BA:	20	20	20	20	20	20	20	20	20	20	20
Orig	OP:	0	0									
	OT:	20	20	20	20	20	20	20	20	20	20	20



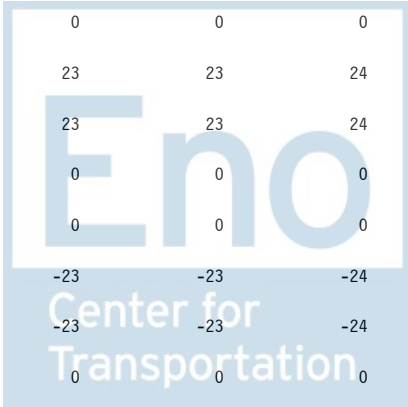
Sorted by FUNC, SFUN, TID, SUB
 (amounts in millions)

		2015	2016	2017	2018	2019	2020	2021	2022	2023	2024	2025
NATURAL RESOURCES AND ENVIRONMENT (300)												
Account Total for Pesticide registration fund												
Pres 16	BA:	0	0	0	0	0	0	0	0	0	0	0
Reest	OP:	0	0									
	OT:	0	0	0	0	0	0	0	0	0	0	0
Mar 15	BA:	0	0	0	0	0	0	0	0	0	0	0
Base	OP:	0	0									
	OT:	0	0	0	0	0	0	0	0	0	0	0
Orig	BA:	0	0	0	1	1	1	2	2	3	3	3
Pres	OP:	4	12									
	OT:	-6	2	0	0	0	0	1	2	3	4	4
Reest -	BA:	0	0	0	0	0	0	0	0	0	0	0
Mar15	OP:	0	0									
	OT:	0	0	0	0	0	0	0	0	0	0	0
Reest -	BA:	0	0	0	-1	-1	-1	-2	-2	-3	-3	-3
Orig	OP:	-4	-12									
	OT:	6	-2	0	0	0	0	-1	-2	-3	-4	-4
Hazardous Substance Superfund												
068 8145 0 7 304 AA01 IN IN 03 0												
Appropriation												
Pres 16	BA:	1,060	1,130	1,175	1,201	1,213	1,224	1,250	1,274	1,299	1,325	1,353
Reest	OP:	712	754									
	OT:	977	1,037	1,062	1,122	1,150	1,170	1,187	1,207	1,229	1,252	1,277
Mar 15	BA:	1,060	1,083	1,109	1,139	1,170	1,201	1,233	1,266	1,300	1,334	1,370
Base	OP:	712	754									
	OT:	977	1,025	1,029	1,074	1,099	1,128	1,157	1,187	1,218	1,250	1,283
Orig	BA:	1,089	1,154	1,175	1,201	1,213	1,224	1,250	1,274	1,299	1,325	1,353
Pres	OP:	574	634									
	OT:	1,044	1,126	1,184	1,208	1,208	1,224	1,228	1,253	1,275	1,300	1,327
Reest -	BA:	0	47	66	62	43	23	17	8	-1	-9	-17
Mar15	OP:	0	0									
	OT:	0	12	33	48	51	42	30	20	11	2	-6
Reest -	BA:	-29	-24	0	0	0	0	0	0	0	0	0
Orig	OP:	138	120									
	OT:	-67	-89	-122	-86	-58	-54	-41	-46	-46	-48	-50




Sorted by FUNC, SFUN, TID, SUB
 (amounts in millions)

		2015	2016	2017	2018	2019	2020	2021	2022	2023	2024	2025
NATURAL RESOURCES AND ENVIRONMENT (300)												
068 8145 0 7 304 AA02 IN IN 03 0												
Appropriation												
Paid to OIG												
Pres 16	BA:	10	8	0	0	0	0	0	0	0	0	0
Reest	OP:	1	1									
	OT:	10	8	1	0	0	0	0	0	0	0	0
Mar 15	BA:	10	10	10	11	11	11	12	12	12	13	13
Base	OP:	1	1									
	OT:	10	10	10	11	11	11	12	12	12	13	13
Orig	BA:	0	0	0	0	0	0	0	0	0	0	0
Pres	OP:	0	0									
	OT:	0	0	0	0	0	0	0	0	0	0	0
Reest -	BA:	0	-2	-10	-11	-11	-11	-12	-12	-12	-13	-13
Mar15	OP:	0	0									
	OT:	0	-2	-9	-11	-11	-11	-12	-12	-12	-13	-13
Reest -	BA:	10	8	0	0	0	0	0	0	0	0	0
Orig	OP:	1	1									
	OT:	10	8	1	0	0	0	0	0	0	0	0
068 8145 0 7 304 AA03 IN IN 03 0												
Appropriation												
paid to Science and Technology												
Pres 16	BA:	19	16	0	0	0	0	0	0	0	0	0
Reest	OP:	2	2									
	OT:	19	16	2	0	0	0	0	0	0	0	0
Mar 15	BA:	19	19	20	20	21	22	22	23	23	24	25
Base	OP:	2	2									
	OT:	19	19	20	20	21	22	22	23	23	24	25
Orig	BA:	0	0	0	0	0	0	0	0	0	0	0
Pres	OP:	0	0									
	OT:	0	0	0	0	0	0	0	0	0	0	0
Reest -	BA:	0	-3	-20	-20	-21	-22	-22	-23	-23	-24	-25
Mar15	OP:	0	0									
	OT:	0	-3	-18	-20	-21	-22	-22	-23	-23	-24	-25
Reest -	BA:	19	16	0	0	0	0	0	0	0	0	0
Orig	OP:	2	2									
	OT:	19	16	2	0	0	0	0	0	0	0	0




Sorted by FUNC, SFUN, TID, SUB
 (amounts in millions)

		2015	2016	2017	2018	2019	2020	2021	2022	2023	2024	2025
NATURAL RESOURCES AND ENVIRONMENT (300)												
068 8145 0 7 304 BB01 30 76 10 N												
Trust Fund												
Pres 16	BA:	38	38	38	38	38	38	38	38	38	38	38
Reest	OP:	0	0									
	OT:	12	13	15	17	19	21	25	26	26	26	26
Mar 15	BA:	38	38	38	38	38	38	38	38	38	38	38
Base	OP:	0	0									
	OT:	12	13	15	17	19	21	25	26	26	26	26
Orig	BA:	29	38	42	46	49	51	51	51	51	51	51
Pres	OP:	131	133									
	OT:	35	37	39	41	43	45	48	50	53	55	57
Reest -	BA:	0	0	0	0	0	0	0	0	0	0	0
Mar15	OP:	0	0									
	OT:	0	0	0	0	0	0	0	0	0	0	0
Reest -	BA:	9	0	-4	-8	-11	-13	-13	-13	-13	-13	-13
Orig	OP:	-131	-133									
	OT:	-23	-24	-24	-24	-24	-24	-23	-24	-27	-29	-31
068 8145 0 7 304 BS01 30 76 10 A												
Sequester												
Pres 16	BA:	-2	0	0	0	0	0	0	0	0	0	0
Reest	OP:	0	0									
	OT:	-2	0	0	0	0	0	0	0	0	0	0
Mar 15	BA:	-2	-3	0	0	0	0	0	0	0	0	0
Base	OP:	0	0									
	OT:	-2	-3	0	0	0	0	0	0	0	0	0
Orig	BA:	0	0	0	0	0	0	0	0	0	0	0
Pres	OP:	0	0									
	OT:	0	0	0	0	0	0	0	0	0	0	0
Reest -	BA:	0	3	0	0	0	0	0	0	0	0	0
Mar15	OP:	0	0									
	OT:	0	3	0	0	0	0	0	0	0	0	0
Reest -	BA:	-2	0	0	0	0	0	0	0	0	0	0
Orig	OP:	0	0									
	OT:	-2	0	0	0	0	0	0	0	0	0	0



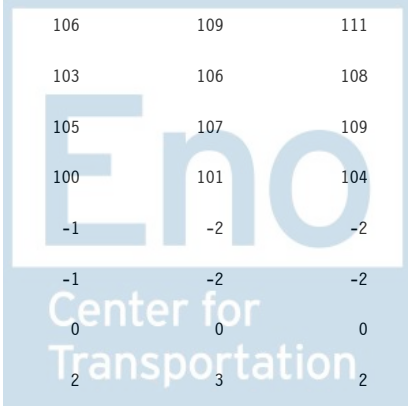
Sorted by FUNC, SFUN, TID, SUB
 (amounts in millions)

		2015	2016	2017	2018	2019	2020	2021	2022	2023	2024	2025
NATURAL RESOURCES AND ENVIRONMENT (300)												
068 8145 0 7 304 BS20 30 76 10 A												
Sequester												
		Pop up										
Pres 16	BA:	1	2	0	0	0	0	0	0	0	0	0
Reest	OP:	0	0									
	OT:	1	2	0	0	0	0	0	0	0	0	0
Mar 15	BA:	1	2	3	0	0	0	0	0	0	0	0
Base	OP:	0	0									
	OT:	1	2	3	0	0	0	0	0	0	0	0
Orig	BA:	0	0	0	0	0	0	0	0	0	0	0
Pres	OP:	0	0									
	OT:	0	0	0	0	0	0	0	0	0	0	0
Reest -	BA:	0	0	-3	0	0	0	0	0	0	0	0
Mar15	OP:	0	0									
	OT:	0	0	-3	0	0	0	0	0	0	0	0
Reest -	BA:	1	2	0	0	0	0	0	0	0	0	0
Orig	OP:	0	0									
	OT:	1	2	0	0	0	0	0	0	0	0	0
068 8145 0 7 304 IA01 IN IN 03 0												
Rescission												
Pres 16	BA:	0	0	0	0	0	0	0	0	0	0	0
Reest	OP:	-4	-2									
	OT:	-4	-2	-1	0	0	0	0	0	0	0	0
Mar 15	BA:	0	0	0	0	0	0	0	0	0	0	0
Base	OP:	-4	-2									
	OT:	-4	-2	-1	0	0	0	0	0	0	0	0
Orig	BA:	0	0	0	0	0	0	0	0	0	0	0
Pres	OP:	0	0									
	OT:	0	0	0	0	0	0	0	0	0	0	0
Reest -	BA:	0	0	0	0	0	0	0	0	0	0	0
Mar15	OP:	0	0									
	OT:	0	0	0	0	0	0	0	0	0	0	0
Reest -	BA:	0	0	0	0	0	0	0	0	0	0	0
Orig	OP:	-4	-2									
	OT:	-4	-2	-1	0	0	0	0	0	0	0	0




Sorted by FUNC, SFUN, TID, SUB
 (amounts in millions)

		2015	2016	2017	2018	2019	2020	2021	2022	2023	2024	2025
NATURAL RESOURCES AND ENVIRONMENT (300)												
Account Total for Hazardous Substance Superfund												
Pres 16	BA:	1,126	1,194	1,213	1,239	1,251	1,262	1,288	1,312	1,337	1,363	1,391
Reest	OP:	711	755									
	OT:	1,013	1,074	1,079	1,139	1,169	1,191	1,212	1,233	1,255	1,278	1,303
Mar 15	BA:	1,126	1,149	1,180	1,208	1,240	1,272	1,305	1,339	1,373	1,409	1,446
Base	OP:	711	755									
	OT:	1,013	1,064	1,076	1,122	1,150	1,182	1,216	1,248	1,279	1,313	1,347
Orig	BA:	1,118	1,192	1,217	1,247	1,262	1,275	1,301	1,325	1,350	1,376	1,404
Pres	OP:	705	767									
	OT:	1,079	1,163	1,223	1,249	1,251	1,269	1,276	1,303	1,328	1,355	1,384
Reest -	BA:	0	45	33	31	11	-10	-17	-27	-36	-46	-55
Mar15	OP:	0	0									
	OT:	0	10	3	17	19	9	-4	-15	-24	-35	-44
Reest -	BA:	8	2	-4	-8	-11	-13	-13	-13	-13	-13	-13
Orig	OP:	6	-12									
	OT:	-66	-89	-144	-110	-82	-78	-64	-70	-73	-77	-81
Leaking Underground Storage Tank Trust Fund												
068 8153 0 7 304 AA01 IN IN 03 0												
Appropriation												
Pres 16	BA:	92	95	97	99	99	100	103	105	107	109	111
Reest	OP:	73	70									
	OT:	96	94	96	97	98	99	100	102	104	106	108
Mar 15	BA:	92	94	95	98	100	102	104	106	109	111	114
Base	OP:	73	70									
	OT:	96	94	95	95	97	99	101	103	106	108	110
Orig	BA:	92	95	97	99	99	100	103	105	107	109	111
Pres	OP:	70	69									
	OT:	99	99	87	90	96	96	99	100	101	104	106
Reest -	BA:	0	1	2	1	-1	-2	-1	-1	-2	-2	-3
Mar15	OP:	0	0									
	OT:	0	0	1	2	1	0	-1	-1	-2	-2	-2
Reest -	BA:	0	0	0	0	0	0	0	0	0	0	0
Orig	OP:	3	1									
	OT:	-3	-5	9	7	2	3	1	2	3	2	2



Sorted by FUNC, SFUN, TID, SUB
 (amounts in millions)

		2015	2016	2017	2018	2019	2020	2021	2022	2023	2024	2025
NATURAL RESOURCES AND ENVIRONMENT (300)												
Inland Oil Spill Programs												
068 8221 0 7 304 AA01 IN IN 03 0												
Appropriation												
Pres 16	BA:	18	23	23	24	24	24	25	26	26	26	27
Reest	OP:	10	10									
	OT:	18	20	23	23	24	24	24	25	26	26	26
Mar 15	BA:	18	19	19	20	21	21	22	23	24	25	25
Base	OP:	10	10									
	OT:	18	19	19	19	20	21	21	22	23	24	25
Orig	BA:	18	23	23	24	24	24	25	26	26	26	27
Pres	OP:	11	10									
	OT:	16	16	26	25	23	24	24	25	26	26	27
Reest -	BA:	0	4	4	4	3	3	3	3	2	1	2
Mar15	OP:	0	0									
	OT:	0	1	4	4	4	3	3	3	3	2	1
Reest -	BA:	0	0	0	0	0	0	0	0	0	0	0
Orig	OP:	-1	0									
	OT:	2	4	-3	-2	1	0	0	0	0	0	-1
Superfund Recoveries												
068 9990 8 7 304 CB01 IN IN 03												
Offsetting Receipts												
Pres 16	BA:	0	0	0	0	0	0	0	0	0	0	0
Reest	OP:	0	0									
	OT:	0	0	0	0	0	0	0	0	0	0	0
Mar 15	BA:	0	0	0	0	0	0	0	0	0	0	0
Base	OP:	0	0									
	OT:	0	0	0	0	0	0	0	0	0	0	0
Orig	BA:	-982	-993	-1,013	-1,033	-1,043	-1,054	-1,075	-1,096	-1,118	-1,141	-1,164
Pres	OP:	0	0									
	OT:	-982	-993	-1,013	-1,033	-1,043	-1,054	-1,075	-1,096	-1,118	-1,141	-1,164
Reest -	BA:	0	0	0	0	0	0	0	0	0	0	0
Mar15	OP:	0	0									
	OT:	0	0	0	0	0	0	0	0	0	0	0
Reest -	BA:	982	993	1,013	1,033	1,043	1,054	1,075	1,096	1,118	1,141	1,164
Orig	OP:	0	0									
	OT:	982	993	1,013	1,033	1,043	1,054	1,075	1,096	1,118	1,141	1,164




Sorted by FUNC, SFUN, TID, SUB
 (amounts in millions)

		2015	2016	2017	2018	2019	2020	2021	2022	2023	2024	2025
NATURAL RESOURCES AND ENVIRONMENT (300)												
068 9990 8 7 304 CB02 XX XX 20 N												
Offsetting Receipts												
Pres 16	BA:	-85	-85	-85	-85	-85	-85	-85	-85	-85	-85	-85
Reest	OP:	0	0									
	OT:	-85	-85	-85	-85	-85	-85	-85	-85	-85	-85	-85
Mar 15	BA:	-85	-85	-85	-85	-85	-85	-85	-85	-85	-85	-85
Base	OP:	0	0									
	OT:	-85	-85	-85	-85	-85	-85	-85	-85	-85	-85	-85
Orig	BA:	-98	-98	-98	-98	-98	-98	-98	-98	-98	-98	-98
Pres	OP:	0	0									
	OT:	-98	-98	-98	-98	-98	-98	-98	-98	-98	-98	-98
Reest -	BA:	0	0	0	0	0	0	0	0	0	0	0
Mar15	OP:	0	0									
	OT:	0	0	0	0	0	0	0	0	0	0	0
Reest -	BA:	13	13	13	13	13	13	13	13	13	13	13
Orig	OP:	0	0									
	OT:	13	13	13	13	13	13	13	13	13	13	13
Account Total for Superfund Recoveries												
Pres 16	BA:	-85	-85	-85	-85	-85	-85	-85	-85	-85	-85	-85
Reest	OP:	0	0									
	OT:	-85	-85	-85	-85	-85	-85	-85	-85	-85	-85	-85
Mar 15	BA:	-85	-85	-85	-85	-85	-85	-85	-85	-85	-85	-85
Base	OP:	0	0									
	OT:	-85	-85	-85	-85	-85	-85	-85	-85	-85	-85	-85
Orig	BA:	-1,080	-1,091	-1,111	-1,131	-1,141	-1,152	-1,173	-1,194	-1,216	-1,239	-1,262
Pres	OP:	0	0									
	OT:	-1,080	-1,091	-1,111	-1,131	-1,141	-1,152	-1,173	-1,194	-1,216	-1,239	-1,262
Reest -	BA:	0	0	0	0	0	0	0	0	0	0	0
Mar15	OP:	0	0									
	OT:	0	0	0	0	0	0	0	0	0	0	0
Reest -	BA:	995	1,006	1,026	1,046	1,056	1,067	1,088	1,109	1,131	1,154	1,177
Orig	OP:	0	0									
	OT:	995	1,006	1,026	1,046	1,056	1,067	1,088	1,109	1,131	1,154	1,177




Sorted by FUNC, SFUN, TID, SUB
 (amounts in millions)

		2015	2016	2017	2018	2019	2020	2021	2022	2023	2024	2025
NATURAL RESOURCES AND ENVIRONMENT (300)												
User fees, pesticide registration												
068 9992 8 1 304 CB01 XX XX 20 N												
Offsetting Receipts												
Pres 16	BA:	-20	-20	-20	-20	-20	-20	-20	-20	-20	-20	-20
Reest	OP:	0	0									
	OT:	-20	-20	-20	-20	-20	-20	-20	-20	-20	-20	-20
Mar 15	BA:	-20	-20	-20	-20	-20	-20	-20	-20	-20	-20	-20
Base	OP:	0	0									
	OT:	-20	-20	-20	-20	-20	-20	-20	-20	-20	-20	-20
Orig	BA:	-33	-33	-33	-34	-34	-34	-34	-35	-35	-35	-35
Pres	OP:	0	0									
	OT:	-33	-33	-33	-34	-34	-34	-34	-35	-35	-35	-35
Reest -	BA:	0	0	0	0	0	0	0	0	0	0	0
Mar15	OP:	0	0									
	OT:	0	0	0	0	0	0	0	0	0	0	0
Reest -	BA:	13	13	13	14	14	14	14	15	15	15	15
Orig	OP:	0	0									
	OT:	13	13	13	14	14	14	14	15	15	15	15
068 9992 8 1 304 EA01 20 64 20												
Proposed Legislation												
Pres 16	BA:	0	-4	-8	-8	-8	-8	-8	-8	-8	-8	-8
Reest	OP:	0	0									
	OT:	0	-4	-8	-8	-8	-8	-8	-8	-8	-8	-8
Mar 15	BA:	0	0	0	0	0	0	0	0	0	0	0
Base	OP:	0	0									
	OT:	0	0	0	0	0	0	0	0	0	0	0
Orig	BA:	0	-4	-8	-8	-8	-8	-8	-8	-8	-8	-8
Pres	OP:	0	0									
	OT:	0	-4	-8	-8	-8	-8	-8	-8	-8	-8	-8
Reest -	BA:	0	-4	-8	-8	-8	-8	-8	-8	-8	-8	-8
Mar15	OP:	0	0									
	OT:	0	-4	-8	-8	-8	-8	-8	-8	-8	-8	-8
Reest -	BA:	0	0	0	0	0	0	0	0	0	0	0
Orig	OP:	0	0									
	OT:	0	0	0	0	0	0	0	0	0	0	0



Sorted by FUNC, SFUN, TID, SUB
 (amounts in millions)

		2015	2016	2017	2018	2019	2020	2021	2022	2023	2024	2025
NATURAL RESOURCES AND ENVIRONMENT (300)												
Account Total for User fees, pesticide registration												
Pres 16	BA:	-20	-24	-28	-28	-28	-28	-28	-28	-28	-28	-28
Reest	OP:	0	0									
	OT:	-20	-24	-28	-28	-28	-28	-28	-28	-28	-28	-28
Mar 15	BA:	-20	-20	-20	-20	-20	-20	-20	-20	-20	-20	-20
Base	OP:	0	0									
	OT:	-20	-20	-20	-20	-20	-20	-20	-20	-20	-20	-20
Orig	BA:	-33	-37	-41	-42	-42	-42	-42	-43	-43	-43	-43
Pres	OP:	0	0									
	OT:	-33	-37	-41	-42	-42	-42	-42	-43	-43	-43	-43
Reest -	BA:	0	-4	-8	-8	-8	-8	-8	-8	-8	-8	-8
Mar15	OP:	0	0									
	OT:	0	-4	-8	-8	-8	-8	-8	-8	-8	-8	-8
Reest -	BA:	13	13	13	14	14	14	14	15	15	15	15
Orig	OP:	0	0									
	OT:	13	13	13	14	14	14	14	15	15	15	15
Cellulosic Biofuel Waiver Credits												
068 9993 8 1 304 CB02 XX XX 20												
Offsetting Receipts												
Pres 16	BA:	0	0	0	0	0	0	0	0	0	0	0
Reest	OP:	0	0									
	OT:	0	0	0	0	0	0	0	0	0	0	0
Mar 15	BA:	0	0	0	0	0	0	0	0	0	0	0
Base	OP:	0	0									
	OT:	0	0	0	0	0	0	0	0	0	0	0
Orig	BA:	-11	-11	-11	-11	-11	-12	-12	-12	-12	-12	-12
Pres	OP:	0	0									
	OT:	-11	-11	-11	-11	-11	-12	-12	-12	-12	-12	-12
Reest -	BA:	0	0	0	0	0	0	0	0	0	0	0
Mar15	OP:	0	0									
	OT:	0	0	0	0	0	0	0	0	0	0	0
Reest -	BA:	11	11	11	11	11	12	12	12	12	12	12
Orig	OP:	0	0									
	OT:	11	11	11	11	11	12	12	12	12	12	12




Sorted by FUNC, SFUN, TID, SUB
 (amounts in millions)

		2015	2016	2017	2018	2019	2020	2021	2022	2023	2024	2025
NATURAL RESOURCES AND ENVIRONMENT (300)												
Department of Homeland Security												
United States Coast Guard												
Environmental compliance and restoration												
070 0611 0 1 304 AA01 HS HS 03 0												
Appropriation												
Pres 16	BA:	13	13	13	13	14	14	14	14	14	14	16
Reest	OP:	9	9									
	OT:	13	13	13	13	13	14	14	14	14	14	15
Mar 15	BA:	13	13	14	14	14	15	15	15	16	16	17
Base	OP:	9	9									
	OT:	13	13	13	14	14	14	15	15	15	16	16
Orig	BA:	13	13	13	13	14	14	14	14	14	14	16
Pres	OP:	8	7									
	OT:	14	13	13	13	13	13	14	14	14	14	16
Reest -	BA:	0	0	-1	-1	0	-1	-1	-1	-2	-2	-1
Mar15	OP:	0	0									
	OT:	0	0	0	-1	-1	0	-1	-1	-1	-2	-1
Reest -	BA:	0	0	0	0	0	0	0	0	0	0	0
Orig	OP:	1	2									
	OT:	-1	0	0	0	0	1	0	0	0	0	-1



Sorted by FUNC, SFUN, TID, SUB
 (amounts in millions)

		2015	2016	2017	2018	2019	2020	2021	2022	2023	2024	2025
NATURAL RESOURCES AND ENVIRONMENT (300)												
Trust fund share of expenses												
070 8314 0 7 304 AA01 HS HS 03 0												
Appropriation												
Pres 16	BA:	25	25	46	47	47	48	49	50	51	52	53
Reest	OP:	5	5									
	OT:	25	25	41	46	46	47	48	49	50	51	52
Mar 15	BA:	25	25	26	26	27	27	28	29	29	30	30
Base	OP:	5	5									
	OT:	25	25	25	26	27	27	28	28	29	30	30
Orig	BA:	45	45	46	47	47	48	49	50	51	52	53
Pres	OP:	0	0									
	OT:	45	45	46	47	47	48	49	50	51	52	53
Reest -	BA:	0	0	20	21	20	21	21	21	22	22	23
Mar15	OP:	0	0									
	OT:	0	0	16	20	19	20	20	21	21	21	22
Reest -	BA:	-20	-20	0	0	0	0	0	0	0	0	0
Orig	OP:	5	5									
	OT:	-20	-20	-5	-1	-1	-1	-1	-1	-1	-1	-1
070 8314 0 7 304 AA02 HS HS 03 0												
Appropriation												
Pres 16	BA:	20	20	0	0	0	0	0	0	0	0	0
Reest	OP:	17	17									
	OT:	19	19	17	12	8	4	2	1	0	0	0
Mar 15	BA:	20	20	21	21	22	22	22	23	23	24	24
Base	OP:	17	17									
	OT:	19	19	20	20	20	21	21	21	22	22	22
Orig	BA:	0	0	0	0	0	0	0	0	0	0	0
Pres	OP:	0	0									
	OT:	0	0	0	0	0	0	0	0	0	0	0
Reest -	BA:	0	0	-21	-21	-22	-22	-22	-23	-23	-24	-24
Mar15	OP:	0	0									
	OT:	0	0	-3	-8	-12	-17	-19	-20	-22	-22	-22
Reest -	BA:	20	20	0	0	0	0	0	0	0	0	0
Orig	OP:	17	17									
	OT:	19	19	17	12	8	4	2	1	0	0	0



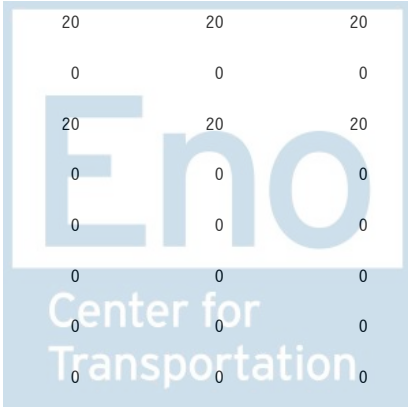
Sorted by FUNC, SFUN, TID, SUB
 (amounts in millions)

		2015	2016	2017	2018	2019	2020	2021	2022	2023	2024	2025
NATURAL RESOURCES AND ENVIRONMENT (300)												
070 8314 0 7 304 AA03 HS HS 03 0												
Appropriation												
RDT&E												
Pres 16	BA:	1	1	0	0	0	0	0	0	0	0	0
Reest	OP:	1	1									
	OT:	1	1	1	0	0	0	0	0	0	0	0
Mar 15	BA:	1	1	1	1	1	1	1	1	1	1	1
Base	OP:	1	1									
	OT:	1	1	1	1	1	1	1	1	1	1	1
Orig	BA:	0	0	0	0	0	0	0	0	0	0	0
Pres	OP:	0	0									
	OT:	0	0	0	0	0	0	0	0	0	0	0
Reest -	BA:	0	0	-1	-1	-1	-1	-1	-1	-1	-1	-1
Mar15	OP:	0	0									
	OT:	0	0	0	-1	-1	-1	-1	-1	-1	-1	-1
Reest -	BA:	1	1	0	0	0	0	0	0	0	0	0
Orig	OP:	1	1									
	OT:	1	1	1	0	0	0	0	0	0	0	0
Account Total for Trust fund share of expenses												
Pres 16	BA:	46	46	46	47	47	48	49	50	51	52	53
Reest	OP:	23	23									
	OT:	45	45	59	58	54	51	50	50	50	51	52
Mar 15	BA:	46	46	48	48	50	50	51	53	53	55	55
Base	OP:	23	23									
	OT:	45	45	46	47	48	49	50	50	52	53	53
Orig	BA:	45	45	46	47	47	48	49	50	51	52	53
Pres	OP:	0	0									
	OT:	45	45	46	47	47	48	49	49	51	52	53
Reest -	BA:	0	0	-2	-1	-3	-2	-2	-3	-2	-3	-2
Mar15	OP:	0	0									
	OT:	0	0	13	11	6	2	0	0	-2	-2	-1
Reest -	BA:	1	1	0	0	0	0	0	0	0	0	0
Orig	OP:	23	23									
	OT:	0	0	13	11	7	3	1	0	-1	-1	-1



Sorted by FUNC, SFUN, TID, SUB
 (amounts in millions)

		2015	2016	2017	2018	2019	2020	2021	2022	2023	2024	2025
NATURAL RESOURCES AND ENVIRONMENT (300)												
Maritime Oil Spill Programs												
070 8349 0 7 304 BB01 48 76 10 A												
Trust Fund												
Pres 16	BA:	91	91	91	91	91	91	91	91	91	91	91
Reest	OP:	0	0									
	OT:	91	91	91	91	91	91	91	91	91	91	91
Mar 15	BA:	91	91	91	91	91	91	91	91	91	91	91
Base	OP:	0	0									
	OT:	91	91	91	91	91	91	91	91	91	91	91
Orig	BA:	118	108	100	100	100	100	100	100	100	100	100
Pres	OP:	95	74									
	OT:	175	144	121	100	100	100	100	100	100	100	100
Reest -	BA:	0	0	0	0	0	0	0	0	0	0	0
Mar15	OP:	0	0									
	OT:	0	0	0	0	0	0	0	0	0	0	0
Reest -	BA:	-27	-17	-9	-9	-9	-9	-9	-9	-9	-9	-9
Orig	OP:	-95	-74									
	OT:	-84	-53	-30	-9	-9	-9	-9	-9	-9	-9	-9
070 8349 0 7 304 BB02 48 76 10 N												
Trust Fund												
BP NRD Priors --												
Pres 16	BA:	0	0	0	0	0	0	0	0	0	0	0
Reest	OP:	0	0									
	OT:	60	40	30	20	20	20	20	20	20	20	20
Mar 15	BA:	0	0	0	0	0	0	0	0	0	0	0
Base	OP:	0	0									
	OT:	60	40	30	20	20	20	20	20	20	20	20
Orig	BA:	0	0	0	0	0	0	0	0	0	0	0
Pres	OP:	0	0									
	OT:	0	0	0	0	0	0	0	0	0	0	0
Reest -	BA:	0	0	0	0	0	0	0	0	0	0	0
Mar15	OP:	0	0									
	OT:	0	0	0	0	0	0	0	0	0	0	0
Reest -	BA:	0	0	0	0	0	0	0	0	0	0	0
Orig	OP:	0	0									
	OT:	60	40	30	20	20	20	20	20	20	20	20



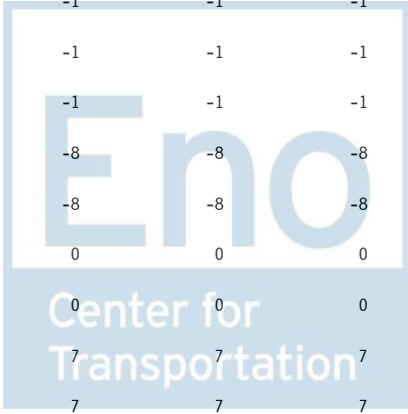
Sorted by FUNC, SFUN, TID, SUB
 (amounts in millions)

		2015	2016	2017	2018	2019	2020	2021	2022	2023	2024	2025
NATURAL RESOURCES AND ENVIRONMENT (300)												
070 8349 0 7 304 BS01 48 76 10 A												
Sequester												
Pres 16	BA:	-7	0	0	0	0	0	0	0	0	0	0
Reest	OP:	0	0									
	OT:	-7	0	0	0	0	0	0	0	0	0	0
Mar 15	BA:	-7	-6	0	0	0	0	0	0	0	0	0
Base	OP:	0	0									
	OT:	-7	-6	0	0	0	0	0	0	0	0	0
Orig	BA:	0	0	0	0	0	0	0	0	0	0	0
Pres	OP:	0	0									
	OT:	0	0	0	0	0	0	0	0	0	0	0
Reest -	BA:	0	6	0	0	0	0	0	0	0	0	0
Mar15	OP:	0	0									
	OT:	0	6	0	0	0	0	0	0	0	0	0
Reest -	BA:	-7	0	0	0	0	0	0	0	0	0	0
Orig	OP:	0	0									
	OT:	-7	0	0	0	0	0	0	0	0	0	0
070 8349 0 7 304 BS20 48 76 10 A												
Sequester												
Pop up												
Pres 16	BA:	7	7	0	0	0	0	0	0	0	0	0
Reest	OP:	0	0									
	OT:	7	7	0	0	0	0	0	0	0	0	0
Mar 15	BA:	7	7	6	0	0	0	0	0	0	0	0
Base	OP:	0	0									
	OT:	7	7	6	0	0	0	0	0	0	0	0
Orig	BA:	0	0	0	0	0	0	0	0	0	0	0
Pres	OP:	0	0									
	OT:	0	0	0	0	0	0	0	0	0	0	0
Reest -	BA:	0	0	-6	0	0	0	0	0	0	0	0
Mar15	OP:	0	0									
	OT:	0	0	-6	0	0	0	0	0	0	0	0
Reest -	BA:	7	7	0	0	0	0	0	0	0	0	0
Orig	OP:	0	0									
	OT:	7	7	0	0	0	0	0	0	0	0	0



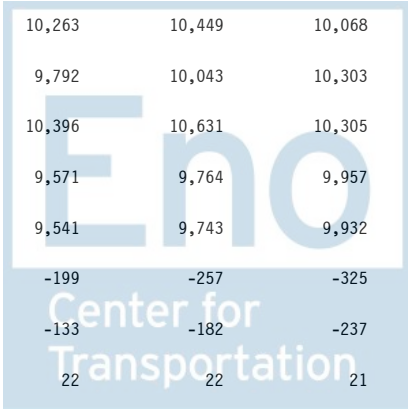
Sorted by FUNC, SFUN, TID, SUB
 (amounts in millions)

		2015	2016	2017	2018	2019	2020	2021	2022	2023	2024	2025
NATURAL RESOURCES AND ENVIRONMENT (300)												
Account Total for Maritime Oil Spill Programs												
Pres 16	BA:	91	98	91	91	91	91	91	91	91	91	91
Reest	OP:	0	0									
	OT:	151	138	121	111	111	111	111	111	111	111	111
Mar 15	BA:	91	92	97	91	91	91	91	91	91	91	91
Base	OP:	0	0									
	OT:	151	132	127	111	111	111	111	111	111	111	111
Orig	BA:	118	108	100	100	100	100	100	100	100	100	100
Pres	OP:	95	74									
	OT:	175	144	121	100	100	100	100	100	100	100	100
Reest -	BA:	0	6	-6	0	0	0	0	0	0	0	0
Mar15	OP:	0	0									
	OT:	0	6	-6	0	0	0	0	0	0	0	0
Reest -	BA:	-27	-10	-9	-9	-9	-9	-9	-9	-9	-9	-9
Orig	OP:	-95	-74									
	OT:	-24	-6	0	11	11	11	11	11	11	11	11
Reimbursements, Oil Spill Liability Trust Fund												
070 9991 8 1 304 CB01 XX XX 20 N												
Offsetting Receipts												
Oil Spill Liability Deepwater Horizon reimbursements												
Pres 16	BA:	-1	-1	-1	-1	-1	-1	-1	-1	-1	-1	-1
Reest	OP:	0	0									
	OT:	-1	-1	-1	-1	-1	-1	-1	-1	-1	-1	-1
Mar 15	BA:	-1	-1	-1	-1	-1	-1	-1	-1	-1	-1	-1
Base	OP:	0	0									
	OT:	-1	-1	-1	-1	-1	-1	-1	-1	-1	-1	-1
Orig	BA:	-68	-68	-68	-8	-8	-8	-8	-8	-8	-8	-8
Pres	OP:	0	0									
	OT:	-68	-68	-68	-8	-8	-8	-8	-8	-8	-8	-8
Reest -	BA:	0	0	0	0	0	0	0	0	0	0	0
Mar15	OP:	0	0									
	OT:	0	0	0	0	0	0	0	0	0	0	0
Reest -	BA:	67	67	67	7	7	7	7	7	7	7	7
Orig	OP:	0	0									
	OT:	67	67	67	7	7	7	7	7	7	7	7



Sorted by FUNC, SFUN, TID, SUB
 (amounts in millions)

		2015	2016	2017	2018	2019	2020	2021	2022	2023	2024	2025
NATURAL RESOURCES AND ENVIRONMENT (300)												
Chemical Safety and Hazard Investigation Board												
Chemical Safety and Hazard Investigation Board												
Salaries and Expenses												
510 3850 0 1 304 AA01 IN IN 03 0												
Appropriation												
Pres 16	BA:	11	12	12	12	13	13	13	13	14	14	14
Reest	OP:	2	2									
	OT:	11	12	12	12	13	13	13	13	14	14	14
Mar 15	BA:	11	11	12	12	12	13	13	14	14	15	15
Base	OP:	2	2									
	OT:	11	11	12	12	12	13	13	14	14	15	15
Orig	BA:	11	12	12	12	13	13	13	13	14	14	14
Pres	OP:	2	2									
	OT:	11	12	12	12	13	13	13	13	14	14	14
Reest -	BA:	0	1	0	0	1	0	0	-1	0	-1	-1
Mar15	OP:	0	0									
	OT:	0	1	0	0	1	0	0	-1	0	-1	-1
Reest -	BA:	0	0	0	0	0	0	0	0	0	0	0
Orig	OP:	0	0									
	OT:	0	0	0	0	0	0	0	0	0	0	0
Subfunction Total for 304 Pollution control and abatement (304)												
Pres 16	BA:	8,244	12,704	8,858	9,036	9,131	9,221	9,408	9,593	9,786	9,978	10,181
Reest	OP:	6,075	6,238									
	OT:	9,058	9,440	10,960	9,998	9,489	9,776	10,014	10,263	10,449	10,068	10,217
Mar 15	BA:	8,244	8,414	8,622	8,839	9,067	9,304	9,542	9,792	10,043	10,303	10,566
Base	OP:	6,075	6,238									
	OT:	9,058	9,273	9,491	9,542	9,679	9,923	10,159	10,396	10,631	10,305	10,519
Orig	BA:	8,162	12,611	8,769	9,011	9,108	9,200	9,389	9,571	9,764	9,957	10,161
Pres	OP:	5,605	5,592									
	OT:	8,536	8,807	9,890	9,453	8,712	8,981	9,271	9,541	9,743	9,932	10,124
Reest -	BA:	0	4,290	236	197	64	-83	-134	-199	-257	-325	-385
Mar15	OP:	0	0									
	OT:	0	167	1,469	456	-190	-147	-145	-133	-182	-237	-302
Reest -	BA:	82	93	89	25	23	21	19	22	22	21	20
Orig	OP:	470	646									
	OT:	522	633	1,070	545	777	795	743	722	706	136	93




Sorted by FUNC, SFUN, TID, SUB
 (amounts in millions)

	2015	2016	2017	2018	2019	2020	2021	2022	2023	2024	2025
NATURAL RESOURCES AND ENVIRONMENT (300)											
Other natural resources (306)											
Department of Commerce											
National Oceanic and Atmospheric Administration											
Operations, research, and facilities											
013 1450 0 1 306 AA01 CJ CJ 03 0											
Appropriation											
Pres 16 BA:	3,202	3,413	3,613	3,687	3,723	3,760	3,836	3,912	3,990	4,070	4,152
Reest OP:	1,021	1,077									
OT:	3,102	3,295	3,478	3,593	3,659	3,703	3,766	3,836	3,911	3,990	4,070
Mar 15 BA:	3,202	3,285	3,377	3,483	3,591	3,702	3,815	3,933	4,052	4,174	4,300
Base OP:	1,021	1,077									
OT:	3,102	3,212	3,299	3,398	3,502	3,610	3,721	3,836	3,952	4,072	4,195
Orig BA:	3,318	3,543	3,613	3,687	3,723	3,760	3,836	3,912	3,990	4,070	4,152
Pres OP:	1,238	1,309									
OT:	3,294	3,506	3,562	3,642	3,701	3,734	3,798	3,870	3,944	4,023	4,104
Reest - BA:	0	128	236	204	132	58	21	-21	-62	-104	-148
Mar15 OP:	0	0									
OT:	0	83	179	195	157	93	45	0	-41	-82	-125
Reest - BA:	-116	-130	0	0	0	0	0	0	0	0	0
Orig OP:	-217	-232									
OT:	-192	-211	-84	-49	-42	-31	-32	-34	-33	-33	-34



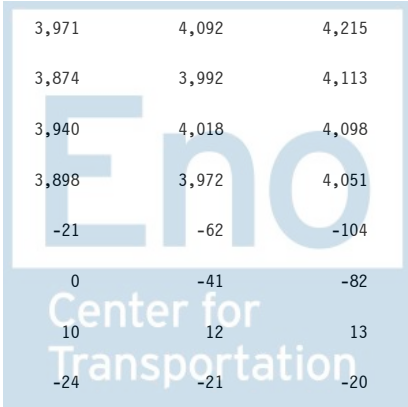
Sorted by FUNC, SFUN, TID, SUB
 (amounts in millions)

		2015	2016	2017	2018	2019	2020	2021	2022	2023	2024	2025
NATURAL RESOURCES AND ENVIRONMENT (300)												
013 1450 0 1 306 AA02 CJ CJ 03 A												
Appropriation												
transfer from Promote and Develop												
Pres 16	BA:	116	130	0	0	0	0	0	0	0	0	0
Reest	OP:	39	39									
	OT:	114	124	42	18	3	0	0	0	0	0	0
Mar 15	BA:	116	0	0	0	0	0	0	0	0	0	0
Base	OP:	39	39									
	OT:	114	39	16	2	0	0	0	0	0	0	0
Orig	BA:	0	0	0	0	0	0	0	0	0	0	0
Pres	OP:	0	0									
	OT:	0	0	0	0	0	0	0	0	0	0	0
Reest -	BA:	0	130	0	0	0	0	0	0	0	0	0
Mar15	OP:	0	0									
	OT:	0	85	26	16	3	0	0	0	0	0	0
Reest -	BA:	116	130	0	0	0	0	0	0	0	0	0
Orig	OP:	39	39									
	OT:	114	124	42	18	3	0	0	0	0	0	0
013 1450 0 1 306 AA05 CJ CJ 03 0												
Appropriation												
Pres 16	BA:	0	0	0	0	0	0	0	0	0	0	0
Reest	OP:	28	14									
	OT:	28	14	0	0	0	0	0	0	0	0	0
Mar 15	BA:	0	0	0	0	0	0	0	0	0	0	0
Base	OP:	28	14									
	OT:	28	14	0	0	0	0	0	0	0	0	0
Orig	BA:	0	0	0	0	0	0	0	0	0	0	0
Pres	OP:	0	0									
	OT:	0	0	0	0	0	0	0	0	0	0	0
Reest -	BA:	0	0	0	0	0	0	0	0	0	0	0
Mar15	OP:	0	0									
	OT:	0	0	0	0	0	0	0	0	0	0	0
Reest -	BA:	0	0	0	0	0	0	0	0	0	0	0
Orig	OP:	28	14									
	OT:	28	14	0	0	0	0	0	0	0	0	0



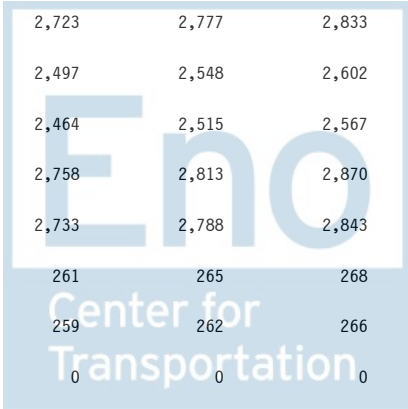
Sorted by FUNC, SFUN, TID, SUB
 (amounts in millions)

		2015	2016	2017	2018	2019	2020	2021	2022	2023	2024	2025
NATURAL RESOURCES AND ENVIRONMENT (300)												
013 1450 0 1 306 BA05 36 72 10 0												
Federal Fund												
Retired pay for NOAA Corps Officers												
Pres 16	BA:	29	30	31	33	34	35	37	38	40	41	43
Reest	OP:	3	3									
	OT:	29	29	31	33	34	35	37	38	40	41	43
Mar 15	BA:	29	30	31	33	34	35	37	38	40	41	43
Base	OP:	3	3									
	OT:	29	29	31	33	34	35	37	38	40	41	43
Orig	BA:	28	28	28	28	28	28	28	28	28	28	28
Pres	OP:	0	0									
	OT:	28	28	28	28	28	28	28	28	28	28	28
Reest -	BA:	0	0	0	0	0	0	0	0	0	0	0
Mar15	OP:	0	0									
	OT:	0	0	0	0	0	0	0	0	0	0	0
Reest -	BA:	1	2	3	5	6	7	9	10	12	13	15
Orig	OP:	3	3									
	OT:	1	1	3	5	6	7	9	10	12	13	15
Account Total for Operations, research, and facilities												
Pres 16	BA:	3,347	3,573	3,644	3,720	3,757	3,795	3,873	3,950	4,030	4,111	4,195
Reest	OP:	1,091	1,133									
	OT:	3,273	3,462	3,551	3,644	3,696	3,738	3,803	3,874	3,951	4,031	4,113
Mar 15	BA:	3,347	3,315	3,408	3,516	3,625	3,737	3,852	3,971	4,092	4,215	4,343
Base	OP:	1,091	1,133									
	OT:	3,273	3,294	3,346	3,433	3,536	3,645	3,758	3,874	3,992	4,113	4,238
Orig	BA:	3,346	3,571	3,641	3,715	3,751	3,788	3,864	3,940	4,018	4,098	4,180
Pres	OP:	1,238	1,309									
	OT:	3,322	3,534	3,590	3,670	3,729	3,762	3,826	3,898	3,972	4,051	4,132
Reest -	BA:	0	258	236	204	132	58	21	-21	-62	-104	-148
Mar15	OP:	0	0									
	OT:	0	168	205	211	160	93	45	0	-41	-82	-125
Reest -	BA:	1	2	3	5	6	7	9	10	12	13	15
Orig	OP:	-147	-176									
	OT:	-49	-72	-39	-26	-33	-24	-23	-24	-21	-20	-19




Sorted by FUNC, SFUN, TID, SUB
 (amounts in millions)

		2015	2016	2017	2018	2019	2020	2021	2022	2023	2024	2025
NATURAL RESOURCES AND ENVIRONMENT (300)												
Pacific coastal salmon recovery												
013 1451 0 1 306 AA06 CJ CJ 03 0												
Appropriation												
Pres 16	BA:	65	58	59	60	61	62	63	64	65	67	68
Reest	OP:	70	62									
	OT:	72	64	56	50	51	58	58	58	59	60	61
Mar 15	BA:	65	66	67	69	70	71	73	74	76	77	79
Base	OP:	70	62									
	OT:	72	64	58	53	56	64	65	66	68	69	70
Orig	BA:	65	58	59	60	61	62	63	64	65	67	68
Pres	OP:	49	44									
	OT:	65	58	57	65	74	78	78	79	66	70	66
Reest -	BA:	0	-8	-8	-9	-9	-9	-10	-10	-11	-10	-11
Mar15	OP:	0	0									
	OT:	0	0	-2	-3	-5	-6	-7	-8	-9	-9	-9
Reest -	BA:	0	0	0	0	0	0	0	0	0	0	0
Orig	OP:	21	18									
	OT:	7	6	-1	-15	-23	-20	-20	-21	-7	-10	-5
Procurement, acquisition and construction												
013 1460 0 1 306 AA01 CJ CJ 03 0												
Appropriation												
Pres 16	BA:	2,179	2,499	2,548	2,600	2,624	2,651	2,704	2,758	2,813	2,870	2,927
Reest	OP:	1,107	1,067									
	OT:	2,088	2,192	2,489	2,567	2,606	2,634	2,672	2,723	2,777	2,833	2,890
Mar 15	BA:	2,179	2,213	2,253	2,300	2,347	2,396	2,445	2,497	2,548	2,602	2,656
Base	OP:	1,107	1,067									
	OT:	2,088	2,063	2,228	2,270	2,316	2,364	2,413	2,464	2,515	2,567	2,621
Orig	BA:	2,442	2,498	2,548	2,600	2,624	2,651	2,704	2,758	2,813	2,870	2,927
Pres	OP:	928	840									
	OT:	2,374	2,448	2,573	2,666	2,644	2,638	2,681	2,733	2,788	2,843	2,901
Reest -	BA:	0	286	295	300	277	255	259	261	265	268	271
Mar15	OP:	0	0									
	OT:	0	129	261	297	290	270	259	259	262	266	269
Reest -	BA:	-263	1	0	0	0	0	0	0	0	0	0
Orig	OP:	179	227									
	OT:	-286	-256	-84	-99	-38	-4	-9	-10	-11	-10	-11




Sorted by FUNC, SFUN, TID, SUB
 (amounts in millions)

		2015	2016	2017	2018	2019	2020	2021	2022	2023	2024	2025
NATURAL RESOURCES AND ENVIRONMENT (300)												
013 1460 0 1 306 AA02 CJ CJ 03 0												
Appropriation												
transfer to OIG												
Pres 16	BA:	-1	-1	0	0	0	0	0	0	0	0	0
Reest	OP:	0	0									
	OT:	0	0	-1	0	0	0	0	0	0	0	0
Mar 15	BA:	-1	-1	-1	-1	-1	-1	-1	-1	-1	-1	-1
Base	OP:	0	0									
	OT:	0	0	-1	-1	-1	-1	-1	-1	-1	-1	-1
Orig	BA:	0	0	0	0	0	0	0	0	0	0	0
Pres	OP:	0	0									
	OT:	0	0	0	0	0	0	0	0	0	0	0
Reest -	BA:	0	0	1	1	1	1	1	1	1	1	1
Mar15	OP:	0	0									
	OT:	0	0	0	1	1	1	1	1	1	1	1
Reest -	BA:	-1	-1	0	0	0	0	0	0	0	0	0
Orig	OP:	0	0									
	OT:	0	0	-1	0	0	0	0	0	0	0	0
013 1460 0 1 306 BA60 30 72 10 N SPECTRUM												
Federal Fund												
spectrum												
Pres 16	BA:	264	0	0	0	0	0	0	0	0	0	0
Reest	OP:	0	106									
	OT:	26	106	106	26	0	0	0	0	0	0	0
Mar 15	BA:	264	0	0	0	0	0	0	0	0	0	0
Base	OP:	0	106									
	OT:	26	106	106	26	0	0	0	0	0	0	0
Orig	BA:	0	0	0	0	0	0	0	0	0	0	0
Pres	OP:	0	0									
	OT:	0	0	0	0	0	0	0	0	0	0	0
Reest -	BA:	0	0	0	0	0	0	0	0	0	0	0
Mar15	OP:	0	0									
	OT:	0	0	0	0	0	0	0	0	0	0	0
Reest -	BA:	264	0	0	0	0	0	0	0	0	0	0
Orig	OP:	0	106									
	OT:	26	106	106	26	0	0	0	0	0	0	0



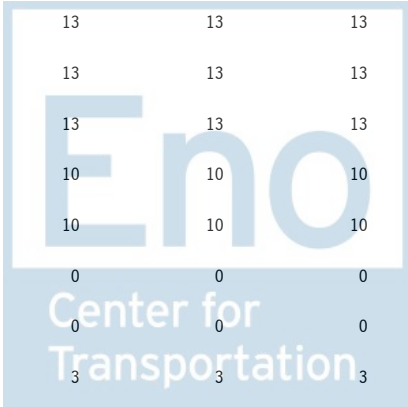
Sorted by FUNC, SFUN, TID, SUB
 (amounts in millions)

		2015	2016	2017	2018	2019	2020	2021	2022	2023	2024	2025
NATURAL RESOURCES AND ENVIRONMENT (300)												
Account Total for Procurement, acquisition and construction												
Pres 16	BA:	2,442	2,498	2,548	2,600	2,624	2,651	2,704	2,758	2,813	2,870	2,927
Reest	OP:	1,107	1,173									
	OT:	2,114	2,298	2,594	2,593	2,606	2,634	2,672	2,723	2,777	2,833	2,890
Mar 15	BA:	2,442	2,212	2,252	2,299	2,346	2,395	2,444	2,496	2,547	2,601	2,655
Base	OP:	1,107	1,173									
	OT:	2,114	2,169	2,333	2,295	2,315	2,363	2,412	2,463	2,514	2,566	2,620
Orig	BA:	2,442	2,498	2,548	2,600	2,624	2,651	2,704	2,758	2,813	2,870	2,927
Pres	OP:	928	840									
	OT:	2,374	2,448	2,573	2,666	2,644	2,638	2,681	2,733	2,788	2,843	2,901
Reest -	BA:	0	286	296	301	278	256	260	262	266	269	272
Mar15	OP:	0	0									
	OT:	0	129	261	298	291	271	260	260	263	267	270
Reest -	BA:	0	0	0	0	0	0	0	0	0	0	0
Orig	OP:	179	333									
	OT:	-260	-150	21	-73	-38	-4	-9	-10	-11	-10	-11
Medicare-eligible Retiree Health Fund Contribution, NOAA												
013 1465 0 1 306 AA01 CJ CJ 03 A												
Appropriation												
Pres 16	BA:	1	2	2	2	2	2	2	2	2	2	2
Reest	OP:	0	0									
	OT:	1	2	2	2	2	2	2	2	2	2	2
Mar 15	BA:	1	2	2	2	2	2	2	2	2	2	2
Base	OP:	0	0									
	OT:	1	2	2	2	2	2	2	2	2	2	2
Orig	BA:	2	2	2	2	2	2	2	2	2	2	2
Pres	OP:	0	0									
	OT:	2	2	2	2	2	2	2	2	2	2	2
Reest -	BA:	0	0	0	0	0	0	0	0	0	0	0
Mar15	OP:	0	0									
	OT:	0	0	0	0	0	0	0	0	0	0	0
Reest -	BA:	-1	0	0	0	0	0	0	0	0	0	0
Orig	OP:	0	0									
	OT:	-1	0	0	0	0	0	0	0	0	0	0



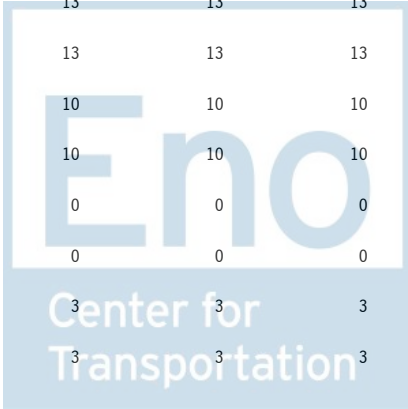
Sorted by FUNC, SFUN, TID, SUB
 (amounts in millions)

		2015	2016	2017	2018	2019	2020	2021	2022	2023	2024	2025
NATURAL RESOURCES AND ENVIRONMENT (300)												
Damage assessment and restoration revolving fund												
013 4316 0 3 306 BD01 36 72 10 N												
Public Enterprise Fund												
Pres 16	BA:	-15	-15	0	0	0	0	0	0	0	0	0
Reest	OP:	0	0									
	OT:	-15	-15	0	0	0	0	0	0	0	0	0
Mar 15	BA:	-15	-15	0	0	0	0	0	0	0	0	0
Base	OP:	0	0									
	OT:	-15	-15	0	0	0	0	0	0	0	0	0
Orig	BA:	6	6	6	6	6	6	6	6	6	6	6
Pres	OP:	53	56									
	OT:	51	54	33	6	6	6	6	6	6	6	6
Reest -	BA:	0	0	0	0	0	0	0	0	0	0	0
Mar15	OP:	0	0									
	OT:	0	0	0	0	0	0	0	0	0	0	0
Reest -	BA:	-21	-21	-6	-6	-6	-6	-6	-6	-6	-6	-6
Orig	OP:	-53	-56									
	OT:	-66	-69	-33	-6	-6	-6	-6	-6	-6	-6	-6
Limited access system administration fund												
013 5284 0 2 306 BA01 36 72 10 0												
Federal Fund												
Pres 16	BA:	13	13	13	13	13	13	13	13	13	13	13
Reest	OP:	2	4									
	OT:	11	13	13	13	13	13	13	13	13	13	13
Mar 15	BA:	13	13	13	13	13	13	13	13	13	13	13
Base	OP:	2	4									
	OT:	11	13	13	13	13	13	13	13	13	13	13
Orig	BA:	11	11	10	10	10	10	10	10	10	10	10
Pres	OP:	2	1									
	OT:	12	11	11	10	10	10	10	10	10	10	10
Reest -	BA:	0	0	0	0	0	0	0	0	0	0	0
Mar15	OP:	0	0									
	OT:	0	0	0	0	0	0	0	0	0	0	0
Reest -	BA:	2	2	3	3	3	3	3	3	3	3	3
Orig	OP:	0	3									
	OT:	-1	2	2	3	3	3	3	3	3	3	3



Sorted by FUNC, SFUN, TID, SUB
 (amounts in millions)

		2015	2016	2017	2018	2019	2020	2021	2022	2023	2024	2025
NATURAL RESOURCES AND ENVIRONMENT (300)												
013 5284 0 2 306 BS01 36 72 10 A												
Sequester												
Pres 16	BA:	-1	0	0	0	0	0	0	0	0	0	0
Reest	OP:	0	0									
	OT:	-1	0	0	0	0	0	0	0	0	0	0
Mar 15	BA:	-1	-1	0	0	0	0	0	0	0	0	0
Base	OP:	0	0									
	OT:	-1	-1	0	0	0	0	0	0	0	0	0
Orig	BA:	0	0	0	0	0	0	0	0	0	0	0
Pres	OP:	0	0									
	OT:	0	0	0	0	0	0	0	0	0	0	0
Reest -	BA:	0	1	0	0	0	0	0	0	0	0	0
Mar15	OP:	0	0									
	OT:	0	1	0	0	0	0	0	0	0	0	0
Reest -	BA:	-1	0	0	0	0	0	0	0	0	0	0
Orig	OP:	0	0									
	OT:	-1	0	0	0	0	0	0	0	0	0	0
Account Total for Limited access system administration fund												
Pres 16	BA:	12	13	13	13	13	13	13	13	13	13	13
Reest	OP:	2	4									
	OT:	10	13	13	13	13	13	13	13	13	13	13
Mar 15	BA:	12	12	13	13	13	13	13	13	13	13	13
Base	OP:	2	4									
	OT:	10	12	13	13	13	13	13	13	13	13	13
Orig	BA:	11	11	10	10	10	10	10	10	10	10	10
Pres	OP:	2	1									
	OT:	12	11	11	10	10	10	10	10	10	10	10
Reest -	BA:	0	1	0	0	0	0	0	0	0	0	0
Mar15	OP:	0	0									
	OT:	0	1	0	0	0	0	0	0	0	0	0
Reest -	BA:	1	2	3	3	3	3	3	3	3	3	3
Orig	OP:	0	3									
	OT:	-2	2	2	3	3	3	3	3	3	3	3



Sorted by FUNC, SFUN, TID, SUB
 (amounts in millions)

		2015	2016	2017	2018	2019	2020	2021	2022	2023	2024	2025
NATURAL RESOURCES AND ENVIRONMENT (300)												
North Pacific Fishery Observer Fund												
013 5598 0 2 306 BA01 36 76 10												
Federal Fund												
Pres 16	BA:	0	0	0	0	0	0	0	0	0	0	0
Reest	OP:	0	0									
	OT:	0	0	0	0	0	0	0	0	0	0	0
Mar 15	BA:	0	0	0	0	0	0	0	0	0	0	0
Base	OP:	0	0									
	OT:	0	0	0	0	0	0	0	0	0	0	0
Orig	BA:	4	4	4	4	4	4	4	4	4	4	4
Pres	OP:	3	0									
	OT:	7	4	4	4	4	4	4	4	4	4	4
Reest -	BA:	0	0	0	0	0	0	0	0	0	0	0
Mar15	OP:	0	0									
	OT:	0	0	0	0	0	0	0	0	0	0	0
Reest -	BA:	-4	-4	-4	-4	-4	-4	-4	-4	-4	-4	-4
Orig	OP:	-3	0									
	OT:	-7	-4	-4	-4	-4	-4	-4	-4	-4	-4	-4




Sorted by FUNC, SFUN, TID, SUB
 (amounts in millions)

	2015	2016	2017	2018	2019	2020	2021	2022	2023	2024	2025	
NATURAL RESOURCES AND ENVIRONMENT (300)												
Department of the Interior												
Departmental Offices												
Salaries and expenses												
014 0102 0 1 306 AA01 IN IN 03 0												
Appropriation												
Pres 16	BA:	265	328	334	340	345	349	355	362	370	377	385
Reest	OP:	21	32									
	OT:	254	321	332	339	344	348	354	361	369	376	384
Mar 15	BA:	265	271	278	285	293	302	310	318	327	336	345
Base	OP:	21	32									
	OT:	254	270	277	284	292	301	309	317	326	335	344
Orig	BA:	265	328	334	340	345	349	355	362	370	377	385
Pres	OP:	153	142									
	OT:	393	438	332	339	345	348	355	361	369	376	384
Reest -	BA:	0	57	56	55	52	47	45	44	43	41	40
Mar15	OP:	0	0									
	OT:	0	51	55	55	52	47	45	44	43	41	40
Reest -	BA:	0	0	0	0	0	0	0	0	0	0	0
Orig	OP:	-132	-110									
	OT:	-139	-117	0	0	-1	0	-1	0	0	0	0



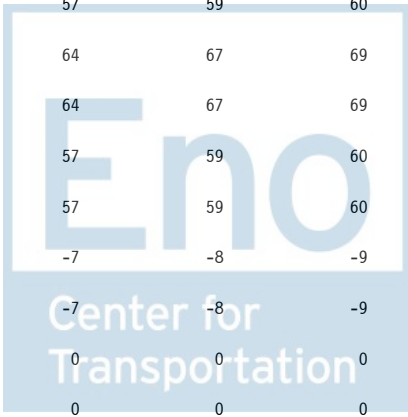
Sorted by FUNC, SFUN, TID, SUB
 (amounts in millions)

		2015	2016	2017	2018	2019	2020	2021	2022	2023	2024	2025
NATURAL RESOURCES AND ENVIRONMENT (300)												
014 0102 0 1 306 AA02 IN IN 03 0												
Appropriation												
Pres 16	BA:	0	0	0	0	0	0	0	0	0	0	0
Reest	OP:	68	79									
	OT:	68	79	61	40	0	0	0	0	0	0	0
Mar 15	BA:	0	0	0	0	0	0	0	0	0	0	0
Base	OP:	68	79									
	OT:	68	79	61	40	0	0	0	0	0	0	0
Orig	BA:	0	0	0	0	0	0	0	0	0	0	0
Pres	OP:	0	0									
	OT:	0	0	0	0	0	0	0	0	0	0	0
Reest -	BA:	0	0	0	0	0	0	0	0	0	0	0
Mar15	OP:	0	0									
	OT:	0	0	0	0	0	0	0	0	0	0	0
Reest -	BA:	0	0	0	0	0	0	0	0	0	0	0
Orig	OP:	68	79									
	OT:	68	79	61	40	0	0	0	0	0	0	0
014 0102 0 1 306 EA01 36 76 10												
Proposed Legislation												
Mandatory Transfer from LWCF												
Pres 16	BA:	0	106	100	100	0	0	0	0	0	0	0
Reest	OP:	0	0									
	OT:	0	25	66	100	80	35	0	0	0	0	0
Mar 15	BA:	0	0	0	0	0	0	0	0	0	0	0
Base	OP:	0	0									
	OT:	0	0	0	0	0	0	0	0	0	0	0
Orig	BA:	0	106	100	100	0	0	0	0	0	0	0
Pres	OP:	0	0									
	OT:	0	69	102	100	35	0	0	0	0	0	0
Reest -	BA:	0	106	100	100	0	0	0	0	0	0	0
Mar15	OP:	0	0									
	OT:	0	25	66	100	80	35	0	0	0	0	0
Reest -	BA:	0	0	0	0	0	0	0	0	0	0	0
Orig	OP:	0	0									
	OT:	0	-44	-36	0	45	35	0	0	0	0	0



Sorted by FUNC, SFUN, TID, SUB
 (amounts in millions)

		2015	2016	2017	2018	2019	2020	2021	2022	2023	2024	2025
NATURAL RESOURCES AND ENVIRONMENT (300)												
Account Total for Salaries and expenses												
Pres 16	BA:	265	434	434	440	345	349	355	362	370	377	385
Reest	OP:	89	111									
	OT:	322	425	459	479	424	383	354	361	369	376	384
Mar 15	BA:	265	271	278	285	293	302	310	318	327	336	345
Base	OP:	89	111									
	OT:	322	349	338	324	292	301	309	317	326	335	344
Orig	BA:	265	434	434	440	345	349	355	362	370	377	385
Pres	OP:	153	142									
	OT:	393	507	434	439	380	348	355	361	369	376	384
Reest -	BA:	0	163	156	155	52	47	45	44	43	41	40
Mar15	OP:	0	0									
	OT:	0	76	121	155	132	82	45	44	43	41	40
Reest -	BA:	0	0	0	0	0	0	0	0	0	0	0
Orig	OP:	-64	-31									
	OT:	-71	-82	25	40	44	35	-1	0	0	0	0
Office of Inspector General												
Salaries and expenses												
014 0104 0 1 306 AA01 IN IN 03 0												
Appropriation												
Pres 16	BA:	50	52	53	54	55	55	56	57	59	60	61
Reest	OP:	6	7									
	OT:	50	53	53	54	55	55	56	57	59	60	61
Mar 15	BA:	50	52	53	56	58	60	62	64	67	69	72
Base	OP:	6	7									
	OT:	50	53	53	56	58	60	62	64	67	69	72
Orig	BA:	50	52	53	54	55	55	56	57	59	60	61
Pres	OP:	8	5									
	OT:	53	52	53	54	55	56	56	57	59	60	61
Reest -	BA:	0	0	0	-2	-3	-5	-6	-7	-8	-9	-11
Mar15	OP:	0	0									
	OT:	0	0	0	-2	-3	-5	-6	-7	-8	-9	-11
Reest -	BA:	0	0	0	0	0	0	0	0	0	0	0
Orig	OP:	-2	2									
	OT:	-3	1	0	0	0	-1	0	0	0	0	0



Sorted by FUNC, SFUN, TID, SUB
 (amounts in millions)

		2015	2016	2017	2018	2019	2020	2021	2022	2023	2024	2025
NATURAL RESOURCES AND ENVIRONMENT (300)												
Office of the Solicitor												
Salaries and expenses												
014 0107 0 1 306 AA01 IN IN 03 0												
Appropriation												
Pres 16	BA:	66	70	71	73	74	74	76	77	79	80	82
Reest	OP:	3	3									
	OT:	66	70	71	73	74	74	76	77	79	80	82
Mar 15	BA:	66	68	71	73	76	79	82	85	88	91	94
Base	OP:	3	3									
	OT:	66	68	71	73	76	79	82	85	88	91	94
Orig	BA:	66	70	71	73	74	74	76	77	79	80	82
Pres	OP:	5	5									
	OT:	66	69	71	73	74	74	76	77	79	80	82
Reest -	BA:	0	2	0	0	-2	-5	-6	-8	-9	-11	-12
Mar15	OP:	0	0									
	OT:	0	2	0	0	-2	-5	-6	-8	-9	-11	-12
Reest -	BA:	0	0	0	0	0	0	0	0	0	0	0
Orig	OP:	-2	-2									
	OT:	0	1	0	0	0	0	0	0	0	0	0



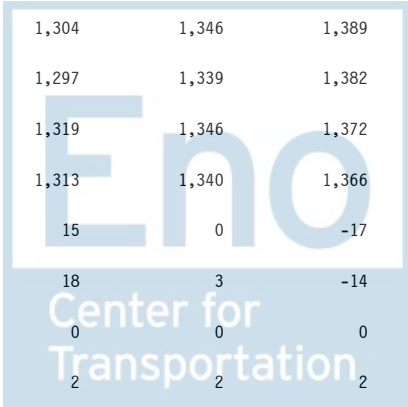
Sorted by FUNC, SFUN, TID, SUB
 (amounts in millions)

		2015	2016	2017	2018	2019	2020	2021	2022	2023	2024	2025
NATURAL RESOURCES AND ENVIRONMENT (300)												
United States Geological Survey												
Surveys, investigations, and research												
014 0804 0 1 306 AA01 IN IN 03 0												
Appropriation												
Pres 16	BA:	1,045	1,195	1,219	1,242	1,256	1,268	1,293	1,319	1,346	1,372	1,400
Reest	OP:	104	103									
	OT:	1,045	1,179	1,209	1,237	1,253	1,266	1,290	1,315	1,342	1,368	1,396
Mar 15	BA:	1,045	1,075	1,107	1,145	1,183	1,222	1,262	1,304	1,346	1,389	1,434
Base	OP:	104	103									
	OT:	1,045	1,071	1,102	1,139	1,177	1,216	1,256	1,297	1,339	1,382	1,427
Orig	BA:	1,045	1,195	1,219	1,242	1,256	1,268	1,293	1,319	1,346	1,372	1,400
Pres	OP:	237	213									
	OT:	1,103	1,211	1,211	1,237	1,253	1,266	1,288	1,313	1,340	1,366	1,395
Reest -	BA:	0	120	112	97	73	46	31	15	0	-17	-34
Mar15	OP:	0	0									
	OT:	0	108	107	98	76	50	34	18	3	-14	-31
Reest -	BA:	0	0	0	0	0	0	0	0	0	0	0
Orig	OP:	-133	-110									
	OT:	-58	-32	-2	0	0	0	2	2	2	2	1




Sorted by FUNC, SFUN, TID, SUB
 (amounts in millions)

		2015	2016	2017	2018	2019	2020	2021	2022	2023	2024	2025
NATURAL RESOURCES AND ENVIRONMENT (300)												
014 0804 0 1 306 BA60 30 72 10 N SPECTRUM												
Federal Fund												
spectrum												
Pres 16	BA:	36	0	0	0	0	0	0	0	0	0	0
Reest	OP:	0	0									
	OT:	0	7	10	10	6	2	1	0	0	0	0
Mar 15	BA:	36	0	0	0	0	0	0	0	0	0	0
Base	OP:	0	0									
	OT:	0	7	10	10	6	2	1	0	0	0	0
Orig	BA:	36	0	0	0	0	0	0	0	0	0	0
Pres	OP:	0	10									
	OT:	1	10	11	11	1	1	1	0	0	0	0
Reest -	BA:	0	0	0	0	0	0	0	0	0	0	0
Mar15	OP:	0	0									
	OT:	0	0	0	0	0	0	0	0	0	0	0
Reest -	BA:	0	0	0	0	0	0	0	0	0	0	0
Orig	OP:	0	-10									
	OT:	-1	-3	-1	-1	5	1	0	0	0	0	0
Account Total for Surveys, investigations, and research												
Pres 16	BA:	1,081	1,195	1,219	1,242	1,256	1,268	1,293	1,319	1,346	1,372	1,400
Reest	OP:	104	103									
	OT:	1,045	1,186	1,219	1,247	1,259	1,268	1,291	1,315	1,342	1,368	1,396
Mar 15	BA:	1,081	1,075	1,107	1,145	1,183	1,222	1,262	1,304	1,346	1,389	1,434
Base	OP:	104	103									
	OT:	1,045	1,078	1,112	1,149	1,183	1,218	1,257	1,297	1,339	1,382	1,427
Orig	BA:	1,081	1,195	1,219	1,242	1,256	1,268	1,293	1,319	1,346	1,372	1,400
Pres	OP:	237	223									
	OT:	1,104	1,221	1,222	1,248	1,254	1,267	1,289	1,313	1,340	1,366	1,395
Reest -	BA:	0	120	112	97	73	46	31	15	0	-17	-34
Mar15	OP:	0	0									
	OT:	0	108	107	98	76	50	34	18	3	-14	-31
Reest -	BA:	0	0	0	0	0	0	0	0	0	0	0
Orig	OP:	-133	-120									
	OT:	-59	-35	-3	-1	5	1	2	2	2	2	1



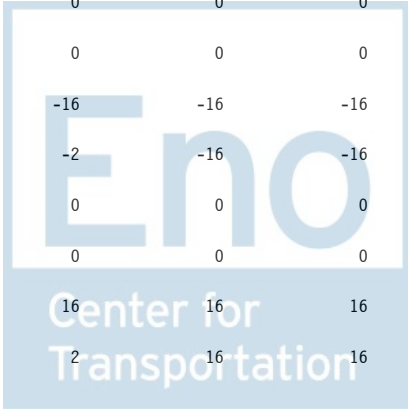
Sorted by FUNC, SFUN, TID, SUB
 (amounts in millions)

		2015	2016	2017	2018	2019	2020	2021	2022	2023	2024	2025
NATURAL RESOURCES AND ENVIRONMENT (300)												
Bureau of Land Management												
Helium fund												
014 4053 0 3 306 BD01 36 74 10 A												
Public Enterprise Fund												
Pres 16	BA:	-10	-50	-55	-30	-5	25	-125	0	0	0	0
Reest	OP:	0	0									
	OT:	-10	-50	-55	-30	-5	25	-125	0	0	0	0
Mar 15	BA:	-10	-50	-55	-30	-5	25	-125	0	0	0	0
Base	OP:	0	0									
	OT:	-10	-50	-55	-30	-5	25	-125	0	0	0	0
Orig	BA:	-2	0	0	0	0	0	0	0	0	0	0
Pres	OP:	31	23									
	OT:	9	2	-4	3	2	3	0	14	0	0	0
Reest -	BA:	0	0	0	0	0	0	0	0	0	0	0
Mar15	OP:	0	0									
	OT:	0	0	0	0	0	0	0	0	0	0	0
Reest -	BA:	-8	-50	-55	-30	-5	25	-125	0	0	0	0
Orig	OP:	-31	-23									
	OT:	-19	-52	-51	-33	-7	22	-125	-14	0	0	0
014 4053 0 3 306 BS01 36 74 10 A												
Sequester												
Pres 16	BA:	-1	0	0	0	0	0	0	0	0	0	0
Reest	OP:	0	0									
	OT:	-1	0	0	0	0	0	0	0	0	0	0
Mar 15	BA:	-1	-1	0	0	0	0	0	0	0	0	0
Base	OP:	0	0									
	OT:	-1	-1	0	0	0	0	0	0	0	0	0
Orig	BA:	0	0	0	0	0	0	0	0	0	0	0
Pres	OP:	0	0									
	OT:	0	0	0	0	0	0	0	0	0	0	0
Reest -	BA:	0	1	0	0	0	0	0	0	0	0	0
Mar15	OP:	0	0									
	OT:	0	1	0	0	0	0	0	0	0	0	0
Reest -	BA:	-1	0	0	0	0	0	0	0	0	0	0
Orig	OP:	0	0									
	OT:	-1	0	0	0	0	0	0	0	0	0	0



Sorted by FUNC, SFUN, TID, SUB
 (amounts in millions)

		2015	2016	2017	2018	2019	2020	2021	2022	2023	2024	2025
NATURAL RESOURCES AND ENVIRONMENT (300)												
014 4053 0 3 306 CB01 XX XX 10												
Offsetting Receipts												
Pres 16	BA:	0	0	0	0	0	0	0	0	0	0	0
Reest	OP:	0	0									
	OT:	0	0	0	0	0	0	0	0	0	0	0
Mar 15	BA:	0	0	0	0	0	0	0	0	0	0	0
Base	OP:	0	0									
	OT:	0	0	0	0	0	0	0	0	0	0	0
Orig	BA:	-107	-124	-112	-99	-84	-31	-68	-16	-16	-16	-17
Pres	OP:	0	0									
	OT:	-107	-124	-112	-99	-84	-31	-68	-16	-16	-16	-17
Reest -	BA:	0	0	0	0	0	0	0	0	0	0	0
Mar15	OP:	0	0									
	OT:	0	0	0	0	0	0	0	0	0	0	0
Reest -	BA:	107	124	112	99	84	31	68	16	16	16	17
Orig	OP:	0	0									
	OT:	107	124	112	99	84	31	68	16	16	16	17
Account Total for Helium fund												
Pres 16	BA:	-11	-50	-55	-30	-5	25	-125	0	0	0	0
Reest	OP:	0	0									
	OT:	-11	-50	-55	-30	-5	25	-125	0	0	0	0
Mar 15	BA:	-11	-51	-55	-30	-5	25	-125	0	0	0	0
Base	OP:	0	0									
	OT:	-11	-51	-55	-30	-5	25	-125	0	0	0	0
Orig	BA:	-109	-124	-112	-99	-84	-31	-68	-16	-16	-16	-17
Pres	OP:	31	23						-2	-16	-16	-17
	OT:	-98	-122	-116	-96	-82	-28	-68	0	0	0	0
Reest -	BA:	0	1	0	0	0	0	0	0	0	0	0
Mar15	OP:	0	0									
	OT:	0	1	0	0	0	0	0	0	0	0	0
Reest -	BA:	98	74	57	69	79	56	-57	16	16	16	17
Orig	OP:	-31	-23						2	16	16	17
	OT:	87	72	61	66	77	53	-57				



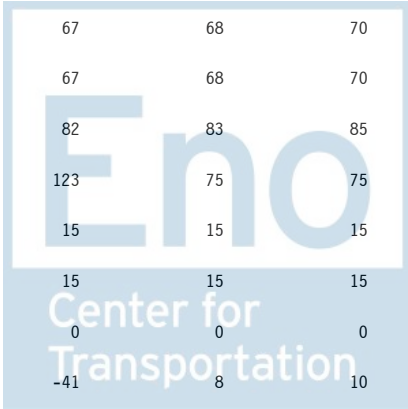
Sorted by FUNC, SFUN, TID, SUB
 (amounts in millions)

		2015	2016	2017	2018	2019	2020	2021	2022	2023	2024	2025
NATURAL RESOURCES AND ENVIRONMENT (300)												
Department-Wide Programs												
Working Capital Fund												
014 4523 0 4 306 AA01 IN IN 03 0												
Appropriation												
Pres 16	BA:	57	74	75	77	78	79	80	82	83	85	87
Reest	OP:	0	0									
	OT:	57	74	75	77	78	79	80	82	83	85	87
Mar 15	BA:	57	58	59	61	62	64	65	67	68	70	72
Base	OP:	0	0									
	OT:	57	58	59	61	62	64	65	67	68	70	72
Orig	BA:	57	74	75	77	78	79	80	82	83	85	87
Pres	OP:	345	582									
	OT:	133	380	93	93	99	99	99	123	75	75	78
Reest -	BA:	0	16	16	16	16	15	15	15	15	15	15
Mar15	OP:	0	0									
	OT:	0	16	16	16	16	15	15	15	15	15	15
Reest -	BA:	0	0	0	0	0	0	0	0	0	0	0
Orig	OP:	-345	-582									
	OT:	-76	-306	-18	-16	-21	-20	-19	-41	8	10	9



Sorted by FUNC, SFUN, TID, SUB
 (amounts in millions)

		2015	2016	2017	2018	2019	2020	2021	2022	2023	2024	2025
NATURAL RESOURCES AND ENVIRONMENT (300)												
014 4523 0 4 306 BA60 30 72 10 N SPECTRUM												
Federal Fund												
spectrum												
Pres 16	BA:	34	0	0	0	0	0	0	0	0	0	0
Reest	OP:	0	0									
	OT:	0	15	10	5	4	0	0	0	0	0	0
Mar 15	BA:	34	0	0	0	0	0	0	0	0	0	0
Base	OP:	0	0									
	OT:	0	15	10	5	4	0	0	0	0	0	0
Orig	BA:	34	0	0	0	0	0	0	0	0	0	0
Pres	OP:	0	10									
	OT:	20	10	3	0	0	0	0	0	0	0	0
Reest -	BA:	0	0	0	0	0	0	0	0	0	0	0
Mar15	OP:	0	0									
	OT:	0	0	0	0	0	0	0	0	0	0	0
Reest -	BA:	0	0	0	0	0	0	0	0	0	0	0
Orig	OP:	0	-10									
	OT:	-20	5	7	5	4	0	0	0	0	0	0
Account Total for Working Capital Fund												
Pres 16	BA:	91	74	75	77	78	79	80	82	83	85	87
Reest	OP:	0	0									
	OT:	57	89	85	82	82	79	80	82	83	85	87
Mar 15	BA:	91	58	59	61	62	64	65	67	68	70	72
Base	OP:	0	0									
	OT:	57	73	69	66	66	64	65	67	68	70	72
Orig	BA:	91	74	75	77	78	79	80	82	83	85	87
Pres	OP:	345	592									
	OT:	153	390	96	93	99	99	99	123	75	75	78
Reest -	BA:	0	16	16	16	16	15	15	15	15	15	15
Mar15	OP:	0	0									
	OT:	0	16	16	16	16	15	15	15	15	15	15
Reest -	BA:	0	0	0	0	0	0	0	0	0	0	0
Orig	OP:	-345	-592									
	OT:	-96	-301	-11	-11	-17	-20	-19	-41	8	10	9



Sorted by FUNC, SFUN, TID, SUB
 (amounts in millions)

		2015	2016	2017	2018	2019	2020	2021	2022	2023	2024	2025
NATURAL RESOURCES AND ENVIRONMENT (300)												
Interior Franchise Fund												
014 4529 0 4 306 AA01 IN IN 03												
Appropriation												
Pres 16	BA:	0	0	1	-1	-1	-1	-1	-1	-1	-1	-1
Reest	OP:	0	0									
	OT:	0	0	0	0	0	0	0	0	0	0	0
Mar 15	BA:	0	0	0	0	0	0	0	0	0	0	0
Base	OP:	0	0									
	OT:	0	0	0	0	0	0	0	0	0	0	0
Orig	BA:	0	0	1	-1	-1	-1	-1	-1	-1	-1	-1
Pres	OP:	265	711									
	OT:	-472	-26	32	60	76	78	70	69	69	-7	-6
Reest -	BA:	0	0	1	-1	-1	-1	-1	-1	-1	-1	-1
Mar15	OP:	0	0									
	OT:	0	0	0	0	0	0	0	0	0	0	0
Reest -	BA:	0	0	0	0	0	0	0	0	0	0	0
Orig	OP:	-265	-711									
	OT:	472	26	-32	-60	-76	-78	-70	-69	-69	7	6



Sorted by FUNC, SFUN, TID, SUB
 (amounts in millions)

	2015	2016	2017	2018	2019	2020	2021	2022	2023	2024	2025
NATURAL RESOURCES AND ENVIRONMENT (300)											
United States Geological Survey											
Working capital fund											
014 4556 0 4 306 AA01 IN IN 03											
Appropriation											
Pres 16 BA:	0	0	0	0	0	0	0	0	0	0	0
Reest OP:	0	0									
OT:	0	0	0	0	0	0	0	0	0	0	0
Mar 15 BA:	0	0	0	0	0	0	0	0	0	0	0
Base OP:	0	0									
OT:	0	0	0	0	0	0	0	0	0	0	0
Orig BA:	0	0	0	0	0	0	0	0	0	0	0
Pres OP:	44	42									
OT:	-1	-3	-1	-1	-1	-1	-1	-1	-2	-2	-2
Reest - BA:	0	0	0	0	0	0	0	0	0	0	0
Mar15 OP:	0	0									
OT:	0	0	0	0	0	0	0	0	0	0	0
Reest - BA:	0	0	0	0	0	0	0	0	0	0	0
Orig OP:	-44	-42									
OT:	1	3	1	1	1	1	1	1	2	2	2



Sorted by FUNC, SFUN, TID, SUB
 (amounts in millions)

		2015	2016	2017	2018	2019	2020	2021	2022	2023	2024	2025
NATURAL RESOURCES AND ENVIRONMENT (300)												
United States Fish and Wildlife Service												
Coastal Impact Assistance												
014 5579 0 2 306 BA01 36 76 10 A												
Federal Fund												
Coastal Impact Assistance - Transferred from BOEM FY12												
Pres 16	BA:	0	0	0	0	0	0	0	0	0	0	0
Reest	OP:	125	110		60	17	0	0	0	0	0	0
	OT:	125	110	95	60	17	0	0	0	0	0	0
Mar 15	BA:	0	0	0	0	0	0	0	0	0	0	0
Base	OP:	125	110		60	17	0	0	0	0	0	0
	OT:	125	110	95	60	17	0	0	0	0	0	0
Orig	BA:	0	0	0	0	0	0	0	0	0	0	0
Pres	OP:	142	140		0	0	0	0	0	0	0	0
	OT:	142	140	140	0	0	0	0	0	0	0	0
Reest -	BA:	0	0	0	0	0	0	0	0	0	0	0
Mar15	OP:	0	0		0	0	0	0	0	0	0	0
	OT:	0	0	0	0	0	0	0	0	0	0	0
Reest -	BA:	0	0	0	0	0	0	0	0	0	0	0
Orig	OP:	-17	-30		0	0	0	0	0	0	0	0
	OT:	-17	-30	-45	60	17	0	0	0	0	0	0



Sorted by FUNC, SFUN, TID, SUB
 (amounts in millions)

		2015	2016	2017	2018	2019	2020	2021	2022	2023	2024	2025
NATURAL RESOURCES AND ENVIRONMENT (300)												
United States Geological Survey												
Contributed funds												
014 8562 0 7 306 BB01 36 74 10 0												
Trust Fund												
Pres 16	BA:	1	1	1	1	1	1	1	1	1	1	1
Reest	OP:	0	0									
	OT:	1	1	1	1	1	1	1	1	1	1	1
Mar 15	BA:	1	1	1	1	1	1	1	1	1	1	1
Base	OP:	0	0									
	OT:	1	1	1	1	1	1	1	1	1	1	1
Orig	BA:	1	1	1	1	1	1	1	1	1	1	1
Pres	OP:	0	0									
	OT:	1	1	1	1	1	1	1	1	1	1	1
Reest -	BA:	0	0	0	0	0	0	0	0	0	0	0
Mar15	OP:	0	0									
	OT:	0	0	0	0	0	0	0	0	0	0	0
Reest -	BA:	0	0	0	0	0	0	0	0	0	0	0
Orig	OP:	0	0									
	OT:	0	0	0	0	0	0	0	0	0	0	0



Sorted by FUNC, SFUN, TID, SUB
 (amounts in millions)

		2015	2016	2017	2018	2019	2020	2021	2022	2023	2024	2025
NATURAL RESOURCES AND ENVIRONMENT (300)												
Department of the Interior												
Contributed funds, Geological Survey												
014 9991 8 1 306 CB03 XX XX 20 0												
Offsetting Receipts												
Pres 16	BA:	-1	-1	-1	-1	-1	-1	-1	-1	-1	-1	-1
Reest	OP:	0	0									
	OT:	-1	-1	-1	-1	-1	-1	-1	-1	-1	-1	-1
Mar 15	BA:	-1	-1	-1	-1	-1	-1	-1	-1	-1	-1	-1
Base	OP:	0	0									
	OT:	-1	-1	-1	-1	-1	-1	-1	-1	-1	-1	-1
Orig	BA:	-1	-1	-1	-1	-1	-1	-1	-1	-1	-1	-1
Pres	OP:	0	0									
	OT:	-1	-1	-1	-1	-1	-1	-1	-1	-1	-1	-1
Reest -	BA:	0	0	0	0	0	0	0	0	0	0	0
Mar15	OP:	0	0									
	OT:	0	0	0	0	0	0	0	0	0	0	0
Reest -	BA:	0	0	0	0	0	0	0	0	0	0	0
Orig	OP:	0	0									
	OT:	0	0	0	0	0	0	0	0	0	0	0



Sorted by FUNC, SFUN, TID, SUB
 (amounts in millions)

		2015	2016	2017	2018	2019	2020	2021	2022	2023	2024	2025
NATURAL RESOURCES AND ENVIRONMENT (300)												
Department of the Treasury												
Fiscal Service												
Cheyenne River Sioux Tribe Terrestrial Wildlife Habitat Restorat												
020 8209 0 7 306 BB01 36 76 10 N												
Trust Fund												
Pres 16	BA:	0	0	0	0	0	0	0	0	0	0	0
Reest	OP:	0	0									
	OT:	4	3	3	3	3	3	3	3	3	3	3
Mar 15	BA:	0	0	0	0	0	0	0	0	0	0	0
Base	OP:	0	0									
	OT:	4	3	3	3	3	3	3	3	3	3	3
Orig	BA:	2	1	1	1	1	1	1	1	1	1	1
Pres	OP:	1	0									
	OT:	3	1	1	1	1	1	1	1	1	1	1
Reest -	BA:	0	0	0	0	0	0	0	0	0	0	0
Mar15	OP:	0	0									
	OT:	0	0	0	0	0	0	0	0	0	0	0
Reest -	BA:	-2	-1	-1	-1	-1	-1	-1	-1	-1	-1	-1
Orig	OP:	-1	0									
	OT:	1	2	2	2	2	2	2	2	2	2	2



Sorted by FUNC, SFUN, TID, SUB
 (amounts in millions)

		2015	2016	2017	2018	2019	2020	2021	2022	2023	2024	2025
NATURAL RESOURCES AND ENVIRONMENT (300)												
Corps of Engineers--Civil Works												
Corps of Engineers--Civil Works												
South Dakota terrestrial wildlife habitat restoration trust fund												
096 8217 0 7 306 BB01 48 76 10												
Trust Fund												
Pres 16	BA:	0	0	0	0	0	0	0	0	0	0	0
Reest	OP:	0	0									
	OT:	0	0	0	0	0	0	0	0	0	0	0
Mar 15	BA:	0	0	0	0	0	0	0	0	0	0	0
Base	OP:	0	0									
	OT:	0	0	0	0	0	0	0	0	0	0	0
Orig	BA:	3	3	3	3	3	3	3	3	3	3	3
Pres	OP:	5	2									
	OT:	5	2	1	0	0	0	0	0	0	0	0
Reest -	BA:	0	0	0	0	0	0	0	0	0	0	0
Mar15	OP:	0	0									
	OT:	0	0	0	0	0	0	0	0	0	0	0
Reest -	BA:	-3	-3	-3	-3	-3	-3	-3	-3	-3	-3	-3
Orig	OP:	-5	-2									
	OT:	-5	-2	-1	0	0	0	0	0	0	0	0



Sorted by FUNC, SFUN, TID, SUB
 (amounts in millions)

		2015	2016	2017	2018	2019	2020	2021	2022	2023	2024	2025
NATURAL RESOURCES AND ENVIRONMENT (300)												
Payment from the General Fund, South Dakota Terrestrial Wildlife												
096 9990 8 7 306 CB01 XX XX 20 1												
Offsetting Receipts												
Pres 16	BA:	9	9	9	9	9	9	9	9	9	9	9
Reest	OP:	0	0									
	OT:	9	9	9	9	9	9	9	9	9	9	9
Mar 15	BA:	9	9	9	9	9	9	9	9	9	9	9
Base	OP:	0	0									
	OT:	9	9	9	9	9	9	9	9	9	9	9
Orig	BA:	0	0	0	0	0	0	0	0	0	0	0
Pres	OP:	0	0									
	OT:	0	0	0	0	0	0	0	0	0	0	0
Reest -	BA:	0	0	0	0	0	0	0	0	0	0	0
Mar15	OP:	0	0									
	OT:	0	0	0	0	0	0	0	0	0	0	0
Reest -	BA:	9	9	9	9	9	9	9	9	9	9	9
Orig	OP:	0	0									
	OT:	9	9	9	9	9	9	9	9	9	9	9



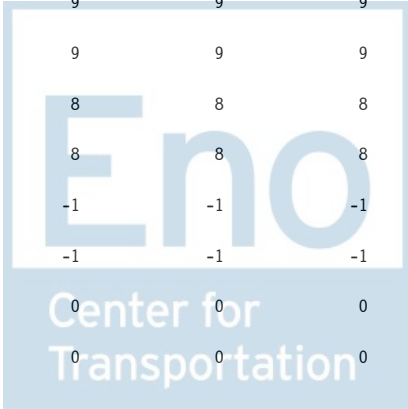
Sorted by FUNC, SFUN, TID, SUB
 (amounts in millions)

	2015	2016	2017	2018	2019	2020	2021	2022	2023	2024	2025
NATURAL RESOURCES AND ENVIRONMENT (300)											
Morris K. Udall and Stewart L. Udall Foundation											
Morris K. Udall and Stewart L. Udall Foundation											
Environmental Dispute Resolution Fund											
487 0925 0 1 306 AA01 FS FS 03 0											
Appropriation											
Pres 16	BA:	3	3	3	3	3	3	3	3	3	4
Reest	OP:	1	1								
	OT:	3	3	3	3	3	3	3	3	3	4
Mar 15	BA:	3	3	3	3	3	4	4	4	4	4
Base	OP:	1	1								
	OT:	3	3	3	3	3	4	4	4	4	4
Orig	BA:	3	3	3	3	3	3	3	3	3	4
Pres	OP:	0	0								
	OT:	3	3	3	3	3	3	3	3	3	4
Reest -	BA:	0	0	0	0	0	-1	-1	-1	-1	0
Mar15	OP:	0	0								
	OT:	0	0	0	0	0	-1	-1	-1	-1	0
Reest -	BA:	0	0	0	0	0	0	0	0	0	0
Orig	OP:	1	1								
	OT:	0	0	0	0	0	0	0	0	0	0




Sorted by FUNC, SFUN, TID, SUB
 (amounts in millions)

		2015	2016	2017	2018	2019	2020	2021	2022	2023	2024	2025
NATURAL RESOURCES AND ENVIRONMENT (300)												
487 0925 0 1 306 BA01 29 76 10 3												
Federal Fund												
Pres 16	BA:	3	5	5	5	5	5	5	5	5	5	5
Reest	OP:	0	0									
	OT:	3	5	5	5	5	5	5	5	5	5	5
Mar 15	BA:	3	5	5	5	5	5	5	5	5	5	5
Base	OP:	0	0									
	OT:	3	5	5	5	5	5	5	5	5	5	5
Orig	BA:	4	4	5	5	5	5	5	5	5	5	5
Pres	OP:	1	1									
	OT:	4	4	5	5	5	5	5	5	5	5	5
Reest -	BA:	0	0	0	0	0	0	0	0	0	0	0
Mar15	OP:	0	0									
	OT:	0	0	0	0	0	0	0	0	0	0	0
Reest -	BA:	-1	1	0	0	0	0	0	0	0	0	0
Orig	OP:	-1	-1									
	OT:	-1	1	0	0	0	0	0	0	0	0	0
Account Total for Environmental Dispute Resolution Fund												
Pres 16	BA:	6	8	8	8	8	8	8	8	8	8	9
Reest	OP:	1	1									
	OT:	6	8	8	8	8	8	8	8	8	8	9
Mar 15	BA:	6	8	8	8	8	8	9	9	9	9	9
Base	OP:	1	1									
	OT:	6	8	8	8	8	8	9	9	9	9	9
Orig	BA:	7	7	8	8	8	8	8	8	8	8	9
Pres	OP:	1	1									
	OT:	7	7	8	8	8	8	8	8	8	8	9
Reest -	BA:	0	0	0	0	0	0	-1	-1	-1	-1	0
Mar15	OP:	0	0									
	OT:	0	0	0	0	0	0	-1	-1	-1	-1	0
Reest -	BA:	-1	1	0	0	0	0	0	0	0	0	0
Orig	OP:	0	0									
	OT:	-1	1	0	0	0	0	0	0	0	0	0



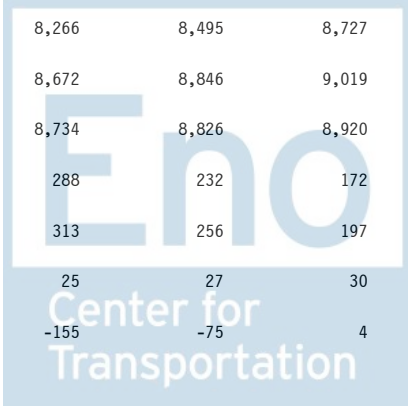
Sorted by FUNC, SFUN, TID, SUB
 (amounts in millions)

		2015	2016	2017	2018	2019	2020	2021	2022	2023	2024	2025
NATURAL RESOURCES AND ENVIRONMENT (300)												
Morris K. Udall environmental dispute resolution fund receipts												
487 9990 8 7 306 CB01 XX XX 20 0												
Offsetting Receipts												
Pres 16	BA:	-3	-3	-3	-3	-3	-3	-3	-3	-3	-4	-4
Reest	OP:	0	0									
	OT:	-3	-3	-3	-3	-3	-3	-3	-3	-3	-4	-4
Mar 15	BA:	-3	-3	-3	-3	-3	-3	-3	-3	-3	-4	-4
Base	OP:	0	0									
	OT:	-3	-3	-3	-3	-3	-3	-3	-3	-3	-4	-4
Orig	BA:	-4	-4	-4	-4	-4	-4	-4	-4	-4	-4	-4
Pres	OP:	0	0									
	OT:	-4	-4	-4	-4	-4	-4	-4	-4	-4	-4	-4
Reest -	BA:	0	0	0	0	0	0	0	0	0	0	0
Mar15	OP:	0	0									
	OT:	0	0	0	0	0	0	0	0	0	0	0
Reest -	BA:	1	1	1	1	1	1	1	1	1	0	0
Orig	OP:	0	0									
	OT:	1	1	1	1	1	1	1	1	1	0	0
487 9990 8 7 306 CB02 XX XX 10												
Offsetting Receipts												
Pres 16	BA:	0	0	0	0	0	0	0	0	0	0	0
Reest	OP:	0	0									
	OT:	0	0	0	0	0	0	0	0	0	0	0
Mar 15	BA:	0	0	0	0	0	0	0	0	0	0	0
Base	OP:	0	0									
	OT:	0	0	0	0	0	0	0	0	0	0	0
Orig	BA:	0	0	0	0	0	0	0	0	0	-3	-3
Pres	OP:	0	0									
	OT:	0	0	0	0	0	0	0	0	0	-3	-3
Reest -	BA:	0	0	0	0	0	0	0	0	0	0	0
Mar15	OP:	0	0									
	OT:	0	0	0	0	0	0	0	0	0	0	0
Reest -	BA:	0	0	0	0	0	0	0	0	0	3	3
Orig	OP:	0	0									
	OT:	0	0	0	0	0	0	0	0	0	3	3



Sorted by FUNC, SFUN, TID, SUB
 (amounts in millions)

		2015	2016	2017	2018	2019	2020	2021	2022	2023	2024	2025
NATURAL RESOURCES AND ENVIRONMENT (300)												
Account Total for Morris K. Udall environmental dispute resolution fund receipts												
Pres 16	BA:	-3	-3	-3	-3	-3	-3	-3	-3	-3	-4	-4
Reest	OP:	0	0									
	OT:	-3	-3	-3	-3	-3	-3	-3	-3	-3	-4	-4
Mar 15	BA:	-3	-3	-3	-3	-3	-3	-3	-3	-3	-4	-4
Base	OP:	0	0									
	OT:	-3	-3	-3	-3	-3	-3	-3	-3	-3	-4	-4
Orig	BA:	-4	-4	-4	-4	-4	-4	-4	-4	-4	-7	-7
Pres	OP:	0	0									
	OT:	-4	-4	-4	-4	-4	-4	-4	-4	-4	-7	-7
Reest -	BA:	0	0	0	0	0	0	0	0	0	0	0
Mar15	OP:	0	0									
	OT:	0	0	0	0	0	0	0	0	0	0	0
Reest -	BA:	1	1	1	1	1	1	1	1	1	3	3
Orig	OP:	0	0									
	OT:	1	1	1	1	1	1	1	1	1	3	3
Subfunction Total for 306 Other natural resources (306)												
Pres 16	BA:	7,406	7,918	8,078	8,264	8,273	8,386	8,403	8,697	8,873	9,049	9,233
Reest	OP:	2,598	2,707									
	OT:	7,125	7,724	8,160	8,284	8,291	8,346	8,297	8,579	8,751	8,924	9,106
Mar 15	BA:	7,406	7,079	7,269	7,503	7,737	7,984	8,055	8,409	8,641	8,877	9,123
Base	OP:	2,598	2,707									
	OT:	7,125	7,223	7,452	7,511	7,626	7,851	7,918	8,266	8,495	8,727	8,969
Orig	BA:	7,328	7,858	8,019	8,191	8,189	8,324	8,452	8,672	8,846	9,019	9,200
Pres	OP:	3,510	4,136									
	OT:	7,184	8,345	8,207	8,298	8,329	8,398	8,488	8,734	8,826	8,920	9,099
Reest -	BA:	0	839	809	761	536	402	348	288	232	172	110
Mar15	OP:	0	0									
	OT:	0	501	708	773	665	495	379	313	256	197	137
Reest -	BA:	78	60	59	73	84	62	-49	25	27	30	33
Orig	OP:	-912	-1,429						-155	-75	4	7
	OT:	-59	-621	-47	-14	-38	-52	-191				



Sorted by FUNC, SFUN, TID, SUB
(amounts in millions)

	2015	2016	2017	2018	2019	2020	2021	2022	2023	2024	2025
NATURAL RESOURCES AND ENVIRONMENT (300)											



Sorted by FUNC, SFUN, TID, SUB
 (amounts in millions)

		2015	2016	2017	2018	2019	2020	2021	2022	2023	2024	2025
Function Total for 300 NATURAL RESOURCES AND ENVIRONMENT (300)												
Pres 16	BA:	36,453	44,067	41,814	42,650	42,603	43,569	43,562	44,192	44,798	45,552	46,479
Reest	OP:	17,493	17,607									
	OT:	39,173	41,400	43,989	43,793	43,213	43,972	44,064	44,541	45,230	45,259	46,078
Mar 15	BA:	36,453	37,521	38,935	40,334	41,489	43,169	43,713	44,720	45,760	46,925	48,232
Base	OP:	17,493	17,607									
	OT:	39,173	40,023	41,044	41,379	41,889	43,241	43,925	44,818	45,950	46,422	47,642
Orig	BA:	37,181	44,356	42,526	43,322	43,315	44,256	44,786	44,722	45,498	46,179	46,962
Pres	OP:	26,459	27,715									
	OT:	41,743	44,311	45,367	46,361	45,425	45,427	45,042	45,646	46,080	46,589	45,911
Reest -	BA:	0	6,546	2,879	2,316	1,114	400	-151	-528	-962	-1,373	-1,753
Mar15	OP:	0	0									
	OT:	0	1,377	2,945	2,414	1,324	731	139	-277	-720	-1,163	-1,564
Reest -	BA:	-728	-289	-712	-672	-712	-687	-1,224	-530	-700	-627	-483
Orig	OP:	-8,966	-10,108									
	OT:	-2,570	-2,911	-1,378	-2,568	-2,212	-1,455	-978	-1,105	-850	-1,330	167



Sorted by FUNC, SFUN, TID, SUB
(amounts in millions)

2015 2016 2017 2018 2019 2020 2021 2022 2023 2024 2025



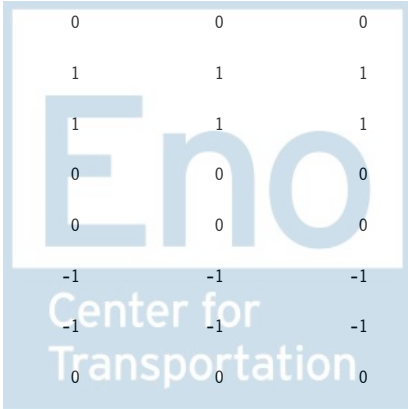
Sorted by FUNC, SFUN, TID, SUB
 (amounts in millions)

		2015	2016	2017	2018	2019	2020	2021	2022	2023	2024	2025
AGRICULTURE (350)												
Farm income stabilization (351)												
Department of Agriculture												
Farm Service Agency												
State mediation grants												
012 0170 0 1 351 AA01 AR AR 03 0												
Appropriation												
Pres 16	BA:	3	3	3	3	3	3	3	3	3	3	4
Reest	OP:	0	0									
	OT:	3	3	3	3	3	3	3	3	3	3	4
Mar 15	BA:	3	3	3	3	3	3	3	3	3	4	4
Base	OP:	0	0									
	OT:	3	3	3	3	3	3	3	3	3	4	4
Orig	BA:	3	3	3	3	3	3	3	3	3	3	4
Pres	OP:	2	2									
	OT:	3	3	3	3	3	3	3	3	3	3	4
Reest -	BA:	0	0	0	0	0	0	0	0	0	-1	0
Mar15	OP:	0	0									
	OT:	0	0	0	0	0	0	0	0	0	-1	0
Reest -	BA:	0	0	0	0	0	0	0	0	0	0	0
Orig	OP:	-2	-2									
	OT:	0	0	0	0	0	0	0	0	0	0	0



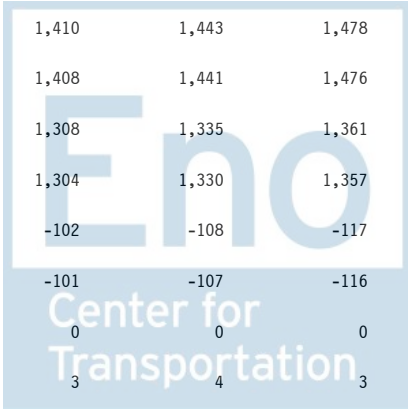
Sorted by FUNC, SFUN, TID, SUB
 (amounts in millions)

		2015	2016	2017	2018	2019	2020	2021	2022	2023	2024	2025
AGRICULTURE (350)												
Salaries and expenses												
012 0600 0 1 351 AA01 AR AR 03 0												
Appropriation												
Pres 16	BA:	1,200	1,185	1,209	1,233	1,245	1,258	1,283	1,308	1,335	1,361	1,389
Reest	OP:	53	66									
	OT:	1,187	1,186	1,208	1,232	1,244	1,257	1,282	1,307	1,334	1,360	1,387
Mar 15	BA:	1,200	1,223	1,249	1,279	1,310	1,341	1,373	1,407	1,440	1,475	1,511
Base	OP:	53	66									
	OT:	1,187	1,222	1,248	1,277	1,308	1,339	1,371	1,405	1,438	1,473	1,509
Orig	BA:	1,200	1,185	1,209	1,233	1,245	1,258	1,283	1,308	1,335	1,361	1,389
Pres	OP:	259	192									
	OT:	1,267	1,187	1,206	1,229	1,243	1,256	1,279	1,304	1,330	1,357	1,385
Reest -	BA:	0	-38	-40	-46	-65	-83	-90	-99	-105	-114	-122
Mar15	OP:	0	0									
	OT:	0	-36	-40	-45	-64	-82	-89	-98	-104	-113	-122
Reest -	BA:	0	0	0	0	0	0	0	0	0	0	0
Orig	OP:	-206	-126									
	OT:	-80	-1	2	3	1	1	3	3	4	3	2
012 0600 0 1 351 AA04 AR AR 03 0												
Appropriation												
Hardwood Trees												
Pres 16	BA:	1	0	0	0	0	0	0	0	0	0	0
Reest	OP:	0	0									
	OT:	1	0	0	0	0	0	0	0	0	0	0
Mar 15	BA:	1	1	1	1	1	1	1	1	1	1	1
Base	OP:	0	0									
	OT:	1	1	1	1	1	1	1	1	1	1	1
Orig	BA:	0	0	0	0	0	0	0	0	0	0	0
Pres	OP:	0	0									
	OT:	0	0	0	0	0	0	0	0	0	0	0
Reest -	BA:	0	-1	-1	-1	-1	-1	-1	-1	-1	-1	-1
Mar15	OP:	0	0									
	OT:	0	-1	-1	-1	-1	-1	-1	-1	-1	-1	-1
Reest -	BA:	1	0	0	0	0	0	0	0	0	0	0
Orig	OP:	0	0									
	OT:	1	0	0	0	0	0	0	0	0	0	0



Sorted by FUNC, SFUN, TID, SUB
 (amounts in millions)

		2015	2016	2017	2018	2019	2020	2021	2022	2023	2024	2025
AGRICULTURE (350)												
012 0600 0 1 351 AA06 AR AR 03 0												
Appropriation												
Geographically disadvantaged farmers												
Pres 16	BA:	2	0	0	0	0	0	0	0	0	0	0
Reest	OP:	2	0									
	OT:	4	0	0	0	0	0	0	0	0	0	0
Mar 15	BA:	2	2	2	2	2	2	2	2	2	2	3
Base	OP:	2	0									
	OT:	4	2	2	2	2	2	2	2	2	2	3
Orig	BA:	0	0	0	0	0	0	0	0	0	0	0
Pres	OP:	0	0									
	OT:	0	0	0	0	0	0	0	0	0	0	0
Reest -	BA:	0	-2	-2	-2	-2	-2	-2	-2	-2	-2	-3
Mar15	OP:	0	0									
	OT:	0	-2	-2	-2	-2	-2	-2	-2	-2	-2	-3
Reest -	BA:	2	0	0	0	0	0	0	0	0	0	0
Orig	OP:	2	0									
	OT:	4	0	0	0	0	0	0	0	0	0	0
Account Total for Salaries and expenses												
Pres 16	BA:	1,203	1,185	1,209	1,233	1,245	1,258	1,283	1,308	1,335	1,361	1,389
Reest	OP:	55	66									
	OT:	1,192	1,186	1,208	1,232	1,244	1,257	1,282	1,307	1,334	1,360	1,387
Mar 15	BA:	1,203	1,226	1,252	1,282	1,313	1,344	1,376	1,410	1,443	1,478	1,515
Base	OP:	55	66									
	OT:	1,192	1,225	1,251	1,280	1,311	1,342	1,374	1,408	1,441	1,476	1,513
Orig	BA:	1,200	1,185	1,209	1,233	1,245	1,258	1,283	1,308	1,335	1,361	1,389
Pres	OP:	259	192									
	OT:	1,267	1,187	1,206	1,229	1,243	1,256	1,279	1,304	1,330	1,357	1,385
Reest -	BA:	0	-41	-43	-49	-68	-86	-93	-102	-108	-117	-126
Mar15	OP:	0	0									
	OT:	0	-39	-43	-48	-67	-85	-92	-101	-107	-116	-126
Reest -	BA:	3	0	0	0	0	0	0	0	0	0	0
Orig	OP:	-204	-126									
	OT:	-75	-1	2	3	1	1	3	3	4	3	2



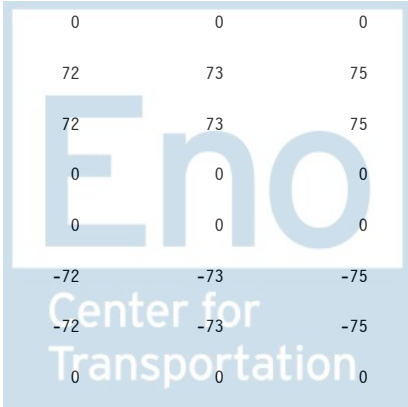
Sorted by FUNC, SFUN, TID, SUB
 (amounts in millions)

		2015	2016	2017	2018	2019	2020	2021	2022	2023	2024	2025
AGRICULTURE (350)												
Agricultural credit insurance fund program account												
012 1140 0 1 351 AA01 AR AR 03 0 AD												
Appropriation												
Salaries and Expenses												
Pres 16	BA:	307	310	397	406	410	413	423	430	439	447	456
Reest	OP:	15	0									
	OT:	322	310	397	406	410	413	423	430	439	447	456
Mar 15	BA:	307	313	320	328	337	345	354	363	372	381	391
Base	OP:	15	0									
	OT:	322	313	320	328	337	345	354	363	372	381	391
Orig	BA:	394	390	397	406	410	413	423	430	439	447	456
Pres	OP:	15	10									
	OT:	404	395	397	406	410	413	423	430	438	447	456
Reest -	BA:	0	-3	77	78	73	68	69	67	67	66	65
Mar15	OP:	0	0									
	OT:	0	-3	77	78	73	68	69	67	67	66	65
Reest -	BA:	-87	-80	0	0	0	0	0	0	0	0	0
Orig	OP:	0	-10									
	OT:	-82	-85	0	0	0	0	0	0	1	0	0




Sorted by FUNC, SFUN, TID, SUB
 (amounts in millions)

		2015	2016	2017	2018	2019	2020	2021	2022	2023	2024	2025
AGRICULTURE (350)												
012 1140 0 1 351 AA03 AR AR 03 0 SG												
Appropriation												
Emergency loans												
Pres 16	BA:	1	1	0	0	0	0	0	0	0	0	0
Reest	OP:	0	0									
	OT:	1	1	0	0	0	0	0	0	0	0	0
Mar 15	BA:	1	1	1	1	1	1	1	1	1	1	1
Base	OP:	0	0									
	OT:	1	1	1	1	1	1	1	1	1	1	1
Orig	BA:	0	0	0	0	0	0	0	0	0	0	0
Pres	OP:	0	0									
	OT:	0	0	0	0	0	0	0	0	0	0	0
Reest -	BA:	0	0	-1	-1	-1	-1	-1	-1	-1	-1	-1
Mar15	OP:	0	0									
	OT:	0	0	-1	-1	-1	-1	-1	-1	-1	-1	-1
Reest -	BA:	1	1	0	0	0	0	0	0	0	0	0
Orig	OP:	0	0									
	OT:	1	1	0	0	0	0	0	0	0	0	0
012 1140 0 1 351 AA04 AR AR 03 0 SD												
Appropriation												
Direct operating loans												
Pres 16	BA:	63	54	0	0	0	0	0	0	0	0	0
Reest	OP:	5	4									
	OT:	64	54	4	0	0	0	0	0	0	0	0
Mar 15	BA:	63	64	65	66	68	69	70	72	73	75	76
Base	OP:	5	4									
	OT:	64	64	65	66	68	69	70	72	73	75	76
Orig	BA:	0	0	0	0	0	0	0	0	0	0	0
Pres	OP:	0	0									
	OT:	0	0	0	0	0	0	0	0	0	0	0
Reest -	BA:	0	-10	-65	-66	-68	-69	-70	-72	-73	-75	-76
Mar15	OP:	0	0									
	OT:	0	-10	-61	-66	-68	-69	-70	-72	-73	-75	-76
Reest -	BA:	63	54	0	0	0	0	0	0	0	0	0
Orig	OP:	5	4									
	OT:	64	54	4	0	0	0	0	0	0	0	0




Sorted by FUNC, SFUN, TID, SUB
 (amounts in millions)

		2015	2016	2017	2018	2019	2020	2021	2022	2023	2024	2025
AGRICULTURE (350)												
012 1140 0 1 351 AA05 AR AR 03 0 AD												
Appropriation												
Unsubsidized guaranteed operating loans												
Pres 16	BA:	15	14	0	0	0	0	0	0	0	0	0
Reest	OP:	3	2									
	OT:	16	14	2	0	0	0	0	0	0	0	0
Mar 15	BA:	15	15	15	16	16	16	17	17	17	18	18
Base	OP:	3	2									
	OT:	16	15	15	16	16	16	17	17	17	18	18
Orig	BA:	0	0	0	0	0	0	0	0	0	0	0
Pres	OP:	0	0									
	OT:	0	0	0	0	0	0	0	0	0	0	0
Reest -	BA:	0	-1	-15	-16	-16	-16	-17	-17	-17	-18	-18
Mar15	OP:	0	0									
	OT:	0	-1	-13	-16	-16	-16	-17	-17	-17	-18	-18
Reest -	BA:	15	14	0	0	0	0	0	0	0	0	0
Orig	OP:	3	2									
	OT:	16	14	2	0	0	0	0	0	0	0	0
012 1140 0 1 351 AA06 AR AR 03 SG												
Appropriation												
Individual development accounts												
Pres 16	BA:	0	3	0	0	0	0	0	0	0	0	0
Reest	OP:	0	0									
	OT:	0	3	0	0	0	0	0	0	0	0	0
Mar 15	BA:	0	0	0	0	0	0	0	0	0	0	0
Base	OP:	0	0									
	OT:	0	0	0	0	0	0	0	0	0	0	0
Orig	BA:	0	0	0	0	0	0	0	0	0	0	0
Pres	OP:	0	0									
	OT:	0	0	0	0	0	0	0	0	0	0	0
Reest -	BA:	0	3	0	0	0	0	0	0	0	0	0
Mar15	OP:	0	0									
	OT:	0	3	0	0	0	0	0	0	0	0	0
Reest -	BA:	0	3	0	0	0	0	0	0	0	0	0
Orig	OP:	0	0									
	OT:	0	3	0	0	0	0	0	0	0	0	0




Sorted by FUNC, SFUN, TID, SUB
 (amounts in millions)

		2015	2016	2017	2018	2019	2020	2021	2022	2023	2024	2025
AGRICULTURE (350)												
012 1140 0 1 351 AA07 AR AR 03 0 SD												
Appropriation												
Negative subsidy												
Pres 16	BA:	-23	-23	-24	-24	-25	-25	-26	-26	-27	-27	-28
Reest	OP:	0	0									
	OT:	-23	-23	-24	-24	-25	-25	-26	-26	-27	-27	-28
Mar 15	BA:	-23	-23	-24	-24	-25	-25	-26	-26	-27	-27	-28
Base	OP:	0	0									
	OT:	-23	-23	-24	-24	-25	-25	-26	-26	-27	-27	-28
Orig	BA:	-23	-44	-40	-41	-41	-42	-42	-43	-44	-45	-46
Pres	OP:	0	0									
	OT:	-23	-44	-40	-41	-41	-42	-42	-43	-44	-45	-46
Reest -	BA:	0	0	0	0	0	0	0	0	0	0	0
Mar15	OP:	0	0									
	OT:	0	0	0	0	0	0	0	0	0	0	0
Reest -	BA:	0	21	16	17	16	17	16	17	17	18	18
Orig	OP:	0	0									
	OT:	0	21	16	17	16	17	16	17	17	18	18
012 1140 0 1 351 AA09 AR AR 03 0 SD												
Appropriation												
Salaries and Expenses (left after transfer)												
Pres 16	BA:	8	8	0	0	0	0	0	0	0	0	0
Reest	OP:	0	0									
	OT:	8	8	0	0	0	0	0	0	0	0	0
Mar 15	BA:	8	8	8	8	9	9	9	9	9	10	10
Base	OP:	0	0									
	OT:	8	8	8	8	9	9	9	9	9	10	10
Orig	BA:	0	0	0	0	0	0	0	0	0	0	0
Pres	OP:	0	0									
	OT:	0	0	0	0	0	0	0	0	0	0	0
Reest -	BA:	0	0	-8	-8	-9	-9	-9	-9	-9	-10	-10
Mar15	OP:	0	0									
	OT:	0	0	-8	-8	-9	-9	-9	-9	-9	-10	-10
Reest -	BA:	8	8	0	0	0	0	0	0	0	0	0
Orig	OP:	0	0									
	OT:	8	8	0	0	0	0	0	0	0	0	0



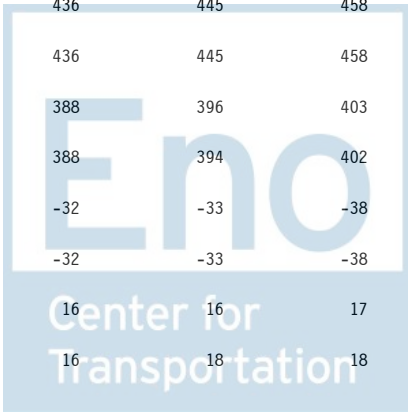
Sorted by FUNC, SFUN, TID, SUB
 (amounts in millions)

		2015	2016	2017	2018	2019	2020	2021	2022	2023	2024	2025
AGRICULTURE (350)												
012 1140 0 1 351 BA01 20 64 10 N RD												
Federal Fund												
Pres 16	BA:	-272	0	0	0	0	0	0	0	0	0	0
Reest	OP:	0	0									
	OT:	-272	0	0	0	0	0	0	0	0	0	0
Mar 15	BA:	-272	0	0	0	0	0	0	0	0	0	0
Base	OP:	0	0									
	OT:	-272	0	0	0	0	0	0	0	0	0	0
Orig	BA:	-272	0	0	0	0	0	0	0	0	0	0
Pres	OP:	0	0									
	OT:	-272	0	0	0	0	0	0	0	0	0	0
Reest -	BA:	0	0	0	0	0	0	0	0	0	0	0
Mar15	OP:	0	0									
	OT:	0	0	0	0	0	0	0	0	0	0	0
Reest -	BA:	0	0	0	0	0	0	0	0	0	0	0
Orig	OP:	0	0									
	OT:	0	0	0	0	0	0	0	0	0	0	0
012 1140 0 1 351 BA02 20 64 10 N RG												
Federal Fund												
Pres 16	BA:	-1	0	0	0	0	0	0	0	0	0	0
Reest	OP:	0	0									
	OT:	-1	0	0	0	0	0	0	0	0	0	0
Mar 15	BA:	-1	0	0	0	0	0	0	0	0	0	0
Base	OP:	0	0									
	OT:	-1	0	0	0	0	0	0	0	0	0	0
Orig	BA:	-1	0	0	0	0	0	0	0	0	0	0
Pres	OP:	0	0									
	OT:	-1	0	0	0	0	0	0	0	0	0	0
Reest -	BA:	0	0	0	0	0	0	0	0	0	0	0
Mar15	OP:	0	0									
	OT:	0	0	0	0	0	0	0	0	0	0	0
Reest -	BA:	0	0	0	0	0	0	0	0	0	0	0
Orig	OP:	0	0									
	OT:	0	0	0	0	0	0	0	0	0	0	0




Sorted by FUNC, SFUN, TID, SUB
 (amounts in millions)

		2015	2016	2017	2018	2019	2020	2021	2022	2023	2024	2025
AGRICULTURE (350)												
012 1140 0 1 351 BA05 20 64 10												
Federal Fund												
Pres 16	BA:	0	0	0	0	0	0	0	0	0	0	0
Reest	OP:	0	0									
	OT:	0	0	0	0	0	0	0	0	0	0	0
Mar 15	BA:	0	0	0	0	0	0	0	0	0	0	0
Base	OP:	0	0									
	OT:	0	0	0	0	0	0	0	0	0	0	0
Orig	BA:	1	1	1	1	1	1	1	1	1	1	1
Pres	OP:	0	0									
	OT:	1	1	1	1	1	1	1	1	0	0	0
Reest -	BA:	0	0	0	0	0	0	0	0	0	0	0
Mar15	OP:	0	0									
	OT:	0	0	0	0	0	0	0	0	0	0	0
Reest -	BA:	-1	-1	-1	-1	-1	-1	-1	-1	-1	-1	-1
Orig	OP:	0	0									
	OT:	-1	-1	-1	-1	-1	-1	-1	-1	0	0	0
Account Total for Agricultural credit insurance fund program account												
Pres 16	BA:	98	367	373	382	385	388	397	404	412	420	428
Reest	OP:	23	6									
	OT:	115	367	379	382	385	388	397	404	412	420	428
Mar 15	BA:	98	378	385	395	406	415	425	436	445	458	468
Base	OP:	23	6									
	OT:	115	378	385	395	406	415	425	436	445	458	468
Orig	BA:	99	347	358	366	370	372	382	388	396	403	411
Pres	OP:	15	10						388			
	OT:	109	352	358	366	370	372	382	388	394	402	410
Reest -	BA:	0	-11	-12	-13	-21	-27	-28	-32	-33	-38	-40
Mar15	OP:	0	0									
	OT:	0	-11	-6	-13	-21	-27	-28	-32	-33	-38	-40
Reest -	BA:	-1	20	15	16	15	16	15	16	16	17	17
Orig	OP:	8	-4						16			
	OT:	6	15	21	16	15	16	15	16	18	18	18




Sorted by FUNC, SFUN, TID, SUB
 (amounts in millions)

		2015	2016	2017	2018	2019	2020	2021	2022	2023	2024	2025
AGRICULTURE (350)												
Commodity Credit Corporation export loans program account												
012 1336 0 1 351 AA02 AR AR 03 0 AD												
Appropriation												
Pres 16	BA:	7	7	7	7	7	7	8	8	8	8	8
Reest	OP:	3	3									
	OT:	7	7	7	7	7	7	8	8	8	8	8
Mar 15	BA:	7	7	7	8	8	8	8	8	9	9	9
Base	OP:	3	3									
	OT:	7	7	7	8	8	8	8	8	9	9	9
Orig	BA:	7	7	7	7	7	7	8	8	8	8	8
Pres	OP:	3	0									
	OT:	10	7	7	7	7	7	8	8	8	8	8
Reest -	BA:	0	0	0	-1	-1	-1	0	0	-1	-1	-1
Mar15	OP:	0	0									
	OT:	0	0	0	-1	-1	-1	0	0	-1	-1	-1
Reest -	BA:	0	0	0	0	0	0	0	0	0	0	0
Orig	OP:	0	3									
	OT:	-3	0	0	0	0	0	0	0	0	0	0
012 1336 0 1 351 BA01 20 64 10 SG												
Federal Fund												
Pres 16	BA:	0	0	0	0	0	0	0	0	0	0	0
Reest	OP:	0	0									
	OT:	0	0	0	0	0	0	0	0	0	0	0
Mar 15	BA:	0	0	0	0	0	0	0	0	0	0	0
Base	OP:	0	0									
	OT:	0	0	0	0	0	0	0	0	0	0	0
Orig	BA:	6	6	6	6	6	6	6	6	6	6	6
Pres	OP:	0	0									
	OT:	6	6	6	6	6	6	6	6	6	6	6
Reest -	BA:	0	0	0	0	0	0	0	0	0	0	0
Mar15	OP:	0	0									
	OT:	0	0	0	0	0	0	0	0	0	0	0
Reest -	BA:	-6	-6	-6	-6	-6	-6	-6	-6	-6	-6	-6
Orig	OP:	0	0									
	OT:	-6	-6	-6	-6	-6	-6	-6	-6	-6	-6	-6



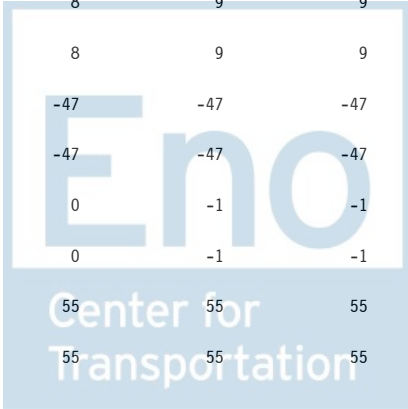
Sorted by FUNC, SFUN, TID, SUB
 (amounts in millions)

		2015	2016	2017	2018	2019	2020	2021	2022	2023	2024	2025
AGRICULTURE (350)												
012 1336 0 1 351 BA02 20 64 10 N RG												
Federal Fund												
Pres 16	BA:	-38	0	0	0	0	0	0	0	0	0	0
Reest	OP:	0	0									
	OT:	-38	0	0	0	0	0	0	0	0	0	0
Mar 15	BA:	-38	0	0	0	0	0	0	0	0	0	0
Base	OP:	0	0									
	OT:	-38	0	0	0	0	0	0	0	0	0	0
Orig	BA:	-38	0	0	0	0	0	0	0	0	0	0
Pres	OP:	0	0									
	OT:	-38	0	0	0	0	0	0	0	0	0	0
Reest -	BA:	0	0	0	0	0	0	0	0	0	0	0
Mar15	OP:	0	0									
	OT:	0	0	0	0	0	0	0	0	0	0	0
Reest -	BA:	0	0	0	0	0	0	0	0	0	0	0
Orig	OP:	0	0									
	OT:	0	0	0	0	0	0	0	0	0	0	0
012 1336 0 1 351 BA06 20 64 10 N												
Federal Fund												
Pres 16	BA:	1	0	0	0	0	0	0	0	0	0	0
Reest	OP:	0	0									
	OT:	1	0	0	0	0	0	0	0	0	0	0
Mar 15	BA:	1	0	0	0	0	0	0	0	0	0	0
Base	OP:	0	0									
	OT:	1	0	0	0	0	0	0	0	0	0	0
Orig	BA:	0	0	0	0	0	0	0	0	0	0	0
Pres	OP:	0	0									
	OT:	0	0	0	0	0	0	0	0	0	0	0
Reest -	BA:	0	0	0	0	0	0	0	0	0	0	0
Mar15	OP:	0	0									
	OT:	0	0	0	0	0	0	0	0	0	0	0
Reest -	BA:	1	0	0	0	0	0	0	0	0	0	0
Orig	OP:	0	0									
	OT:	1	0	0	0	0	0	0	0	0	0	0



Sorted by FUNC, SFUN, TID, SUB
 (amounts in millions)

		2015	2016	2017	2018	2019	2020	2021	2022	2023	2024	2025
AGRICULTURE (350)												
012 1336 0 1 351 CB04 XX XX 10 SD												
Offsetting Receipts												
Pres 16	BA:	0	0	0	0	0	0	0	0	0	0	0
Reest	OP:	0	0									
	OT:	0	0	0	0	0	0	0	0	0	0	0
Mar 15	BA:	0	0	0	0	0	0	0	0	0	0	0
Base	OP:	0	0									
	OT:	0	0	0	0	0	0	0	0	0	0	0
Orig	BA:	-52	-61	-61	-61	-61	-61	-61	-61	-61	-61	-61
Pres	OP:	0	0									
	OT:	-52	-61	-61	-61	-61	-61	-61	-61	-61	-61	-61
Reest -	BA:	0	0	0	0	0	0	0	0	0	0	0
Mar15	OP:	0	0									
	OT:	0	0	0	0	0	0	0	0	0	0	0
Reest -	BA:	52	61	61	61	61	61	61	61	61	61	61
Orig	OP:	0	0									
	OT:	52	61	61	61	61	61	61	61	61	61	61
Account Total for Commodity Credit Corporation export loans program account												
Pres 16	BA:	-30	7	7	7	7	7	8	8	8	8	8
Reest	OP:	3	3									
	OT:	-30	7	7	7	7	7	8	8	8	8	8
Mar 15	BA:	-30	7	7	8	8	8	8	8	9	9	9
Base	OP:	3	3									
	OT:	-30	7	7	8	8	8	8	8	9	9	9
Orig	BA:	-77	-48	-48	-48	-48	-48	-47	-47	-47	-47	-47
Pres	OP:	3	0									
	OT:	-74	-48	-48	-48	-48	-48	-47	-47	-47	-47	-47
Reest -	BA:	0	0	0	-1	-1	-1	0	0	-1	-1	-1
Mar15	OP:	0	0									
	OT:	0	0	0	-1	-1	-1	0	0	-1	-1	-1
Reest -	BA:	47	55	55	55	55	55	55	55	55	55	55
Orig	OP:	0	3									
	OT:	44	55	55	55	55	55	55	55	55	55	55



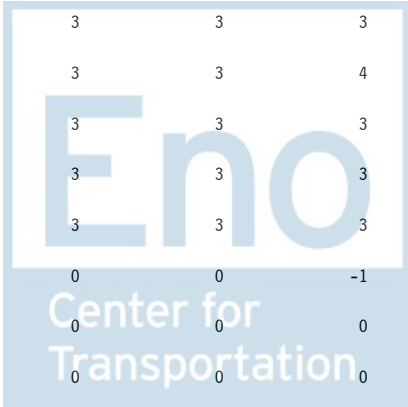
Sorted by FUNC, SFUN, TID, SUB
 (amounts in millions)

		2015	2016	2017	2018	2019	2020	2021	2022	2023	2024	2025
AGRICULTURE (350)												
Foreign Agricultural Service												
Trade adjustment assistance for farmers												
012 1406 0 1 351 AA01 58 78 10												
Appropriation												
Pres 16	BA:	0	0	0	0	0	0	0	0	0	0	0
Reest	OP:	0	0									
	OT:	0	0	0	0	0	0	0	0	0	0	0
Mar 15	BA:	0	0	0	0	0	0	0	0	0	0	0
Base	OP:	0	0									
	OT:	0	0	0	0	0	0	0	0	0	0	0
Orig	BA:	0	0	0	0	0	0	0	0	0	0	0
Pres	OP:	20	0									
	OT:	20	0	0	0	0	0	0	0	0	0	0
Reest -	BA:	0	0	0	0	0	0	0	0	0	0	0
Mar15	OP:	0	0									
	OT:	0	0	0	0	0	0	0	0	0	0	0
Reest -	BA:	0	0	0	0	0	0	0	0	0	0	0
Orig	OP:	-20	0									
	OT:	-20	0	0	0	0	0	0	0	0	0	0



Sorted by FUNC, SFUN, TID, SUB
 (amounts in millions)

		2015	2016	2017	2018	2019	2020	2021	2022	2023	2024	2025
AGRICULTURE (350)												
Public Law 480 title I ocean freight differential grants												
012 2271 0 1 351 AA01 AR AR 03												
Appropriation												
Pres 16	BA:	0	0	0	0	0	0	0	0	0	0	0
Reest	OP:	0	0									
	OT:	0	0	0	0	0	0	0	0	0	0	0
Mar 15	BA:	0	0	0	0	0	0	0	0	0	0	0
Base	OP:	0	0									
	OT:	0	0	0	0	0	0	0	0	0	0	0
Orig	BA:	-2	0	0	0	0	0	0	0	0	0	0
Pres	OP:	0	0									
	OT:	0	0	0	0	0	0	0	0	0	0	0
Reest -	BA:	0	0	0	0	0	0	0	0	0	0	0
Mar15	OP:	0	0									
	OT:	0	0	0	0	0	0	0	0	0	0	0
Reest -	BA:	2	0	0	0	0	0	0	0	0	0	0
Orig	OP:	0	0									
	OT:	0	0	0	0	0	0	0	0	0	0	0
Public law 480 title I direct credit and food for progress progr												
012 2277 0 1 351 AA01 AR AR 03 0 SD												
Appropriation												
Pres 16	BA:	3	3	3	3	3	3	3	3	3	3	4
Reest	OP:	1	1									
	OT:	3	3	3	3	3	3	3	3	3	3	3
Mar 15	BA:	3	3	3	3	3	3	3	3	3	4	4
Base	OP:	1	1									
	OT:	3	3	3	3	3	3	3	3	3	3	4
Orig	BA:	-10	3	3	3	3	3	3	3	3	3	4
Pres	OP:	0	0									
	OT:	3	3	3	3	3	3	3	3	3	3	4
Reest -	BA:	0	0	0	0	0	0	0	0	0	-1	0
Mar15	OP:	0	0									
	OT:	0	0	0	0	0	0	0	0	0	0	-1
Reest -	BA:	13	0	0	0	0	0	0	0	0	0	0
Orig	OP:	1	1									
	OT:	0	0	0	0	0	0	0	0	0	0	-1




Sorted by FUNC, SFUN, TID, SUB
 (amounts in millions)

		2015	2016	2017	2018	2019	2020	2021	2022	2023	2024	2025
AGRICULTURE (350)												
012 2277 0 1 351 BA01 20 64 10 N RD												
Federal Fund												
Pres 16	BA:	2	0	0	0	0	0	0	0	0	0	0
Reest	OP:	0	0									
	OT:	2	0	0	0	0	0	0	0	0	0	0
Mar 15	BA:	2	0	0	0	0	0	0	0	0	0	0
Base	OP:	0	0									
	OT:	2	0	0	0	0	0	0	0	0	0	0
Orig	BA:	2	0	0	0	0	0	0	0	0	0	0
Pres	OP:	0	0									
	OT:	2	0	0	0	0	0	0	0	0	0	0
Reest -	BA:	0	0	0	0	0	0	0	0	0	0	0
Mar15	OP:	0	0									
	OT:	0	0	0	0	0	0	0	0	0	0	0
Reest -	BA:	0	0	0	0	0	0	0	0	0	0	0
Orig	OP:	0	0									
	OT:	0	0	0	0	0	0	0	0	0	0	0
012 2277 0 1 351 IA01 AR AR 03 A												
Rescission												
Rescission of unobligated balances												
Pres 16	BA:	-13	0	0	0	0	0	0	0	0	0	0
Reest	OP:	0	0									
	OT:	0	0	0	0	0	0	0	0	0	0	0
Mar 15	BA:	-13	0	0	0	0	0	0	0	0	0	0
Base	OP:	0	0									
	OT:	0	0	0	0	0	0	0	0	0	0	0
Orig	BA:	0	0	0	0	0	0	0	0	0	0	0
Pres	OP:	0	0									
	OT:	0	0	0	0	0	0	0	0	0	0	0
Reest -	BA:	0	0	0	0	0	0	0	0	0	0	0
Mar15	OP:	0	0									
	OT:	0	0	0	0	0	0	0	0	0	0	0
Reest -	BA:	-13	0	0	0	0	0	0	0	0	0	0
Orig	OP:	0	0									
	OT:	0	0	0	0	0	0	0	0	0	0	0



Sorted by FUNC, SFUN, TID, SUB
 (amounts in millions)

		2015	2016	2017	2018	2019	2020	2021	2022	2023	2024	2025
AGRICULTURE (350)												
012 2277 0 1 351 IA02 AR AR 03 A												
Rescission												
freight reimbursement												
Pres 16	BA:	-2	0	0	0	0	0	0	0	0	0	0
Reest	OP:	0	0									
	OT:	0	0	0	0	0	0	0	0	0	0	0
Mar 15	BA:	-2	0	0	0	0	0	0	0	0	0	0
Base	OP:	0	0									
	OT:	0	0	0	0	0	0	0	0	0	0	0
Orig	BA:	0	0	0	0	0	0	0	0	0	0	0
Pres	OP:	0	0									
	OT:	0	0	0	0	0	0	0	0	0	0	0
Reest -	BA:	0	0	0	0	0	0	0	0	0	0	0
Mar15	OP:	0	0									
	OT:	0	0	0	0	0	0	0	0	0	0	0
Reest -	BA:	-2	0	0	0	0	0	0	0	0	0	0
Orig	OP:	0	0									
	OT:	0	0	0	0	0	0	0	0	0	0	0
Account Total for Public law 480 title I direct credit and food for progress progr												
Pres 16	BA:	-10	3	3	3	3	3	3	3	3	3	4
Reest	OP:	1	1									
	OT:	5	3	3	3	3	3	3	3	3	3	3
Mar 15	BA:	-10	3	3	3	3	3	3	3	3	4	4
Base	OP:	1	1									
	OT:	5	3	3	3	3	3	3	3	3	3	4
Orig	BA:	-8	3	3	3	3	3	3	3	3	3	4
Pres	OP:	0	0									
	OT:	5	3	3	3	3	3	3	3	3	3	4
Reest -	BA:	0	0	0	0	0	0	0	0	0	-1	0
Mar15	OP:	0	0									
	OT:	0	0	0	0	0	0	0	0	0	0	-1
Reest -	BA:	-2	0	0	0	0	0	0	0	0	0	0
Orig	OP:	1	1									
	OT:	0	0	0	0	0	0	0	0	0	0	-1



Sorted by FUNC, SFUN, TID, SUB
 (amounts in millions)

		2015	2016	2017	2018	2019	2020	2021	2022	2023	2024	2025
AGRICULTURE (350)												
Farm Service Agency												
USDA Supplemental Assistance												
012 2701 0 1 351 AA01 AR AR 03												
Appropriation												
Pres 16	BA:	0	0	0	0	0	0	0	0	0	0	0
Reest	OP:	0	0									
	OT:	0	0	0	0	0	0	0	0	0	0	0
Mar 15	BA:	0	0	0	0	0	0	0	0	0	0	0
Base	OP:	0	0									
	OT:	0	0	0	0	0	0	0	0	0	0	0
Orig	BA:	2	0	0	0	0	0	0	0	0	0	0
Pres	OP:	2	2									
	OT:	2	2	0	0	0	0	0	0	0	0	0
Reest -	BA:	0	0	0	0	0	0	0	0	0	0	0
Mar15	OP:	0	0									
	OT:	0	0	0	0	0	0	0	0	0	0	0
Reest -	BA:	-2	0	0	0	0	0	0	0	0	0	0
Orig	OP:	-2	-2									
	OT:	-2	-2	0	0	0	0	0	0	0	0	0




Sorted by FUNC, SFUN, TID, SUB
 (amounts in millions)

		2015	2016	2017	2018	2019	2020	2021	2022	2023	2024	2025
AGRICULTURE (350)												
Risk Management Agency												
RMA Salaries and Expenses												
012 2707 0 1 351 AA01 AR AR 03 0												
Appropriation												
Pres 16	BA:	75	77	79	80	81	82	83	85	87	88	90
Reest	OP:	0	8									
	OT:	63	77	79	80	81	82	83	85	87	88	90
Mar 15	BA:	75	77	80	83	86	90	93	96	100	103	107
Base	OP:	0	8									
	OT:	63	77	80	83	86	90	93	96	100	103	107
Orig	BA:	75	77	79	80	81	82	83	85	87	88	90
Pres	OP:	14	15									
	OT:	74	77	78	80	81	82	82	85	87	87	90
Reest -	BA:	0	0	-1	-3	-5	-8	-10	-11	-13	-15	-17
Mar15	OP:	0	0									
	OT:	0	0	-1	-3	-5	-8	-10	-11	-13	-15	-17
Reest -	BA:	0	0	0	0	0	0	0	0	0	0	0
Orig	OP:	-14	-7									
	OT:	-11	0	1	0	0	0	1	0	0	1	0




Sorted by FUNC, SFUN, TID, SUB
 (amounts in millions)

		2015	2016	2017	2018	2019	2020	2021	2022	2023	2024	2025
AGRICULTURE (350)												
Farm Service Agency												
Farm storage facility loans program account												
012 3301 0 1 351 BA01 20 64 10 A SD												
Federal Fund												
Pres 16	BA:	-7	-8	-5	-5	-5	-5	-5	-5	-5	-5	-5
Reest	OP:	0	0									
	OT:	-7	-8	-5	-5	-5	-5	-5	-5	-5	-5	-5
Mar 15	BA:	-7	-8	-5	-5	-5	-5	-5	-5	-5	-5	-5
Base	OP:	0	0									
	OT:	-7	-8	-5	-5	-5	-5	-5	-5	-5	-5	-5
Orig	BA:	-7	-8	-5	-5	-5	-5	-5	-5	-5	-5	-5
Pres	OP:	0	0									
	OT:	-7	-8	-5	-5	-5	-5	-5	-5	-5	-5	-5
Reest -	BA:	0	0	0	0	0	0	0	0	0	0	0
Mar15	OP:	0	0									
	OT:	0	0	0	0	0	0	0	0	0	0	0
Reest -	BA:	0	0	0	0	0	0	0	0	0	0	0
Orig	OP:	0	0									
	OT:	0	0	0	0	0	0	0	0	0	0	0
012 3301 0 1 351 BA02 20 64 10 N RD												
Federal Fund												
Pres 16	BA:	-4	0	0	0	0	0	0	0	0	0	0
Reest	OP:	0	0									
	OT:	-4	0	0	0	0	0	0	0	0	0	0
Mar 15	BA:	-4	0	0	0	0	0	0	0	0	0	0
Base	OP:	0	0									
	OT:	-4	0	0	0	0	0	0	0	0	0	0
Orig	BA:	-4	0	0	0	0	0	0	0	0	0	0
Pres	OP:	0	0									
	OT:	-4	0	0	0	0	0	0	0	0	0	0
Reest -	BA:	0	0	0	0	0	0	0	0	0	0	0
Mar15	OP:	0	0									
	OT:	0	0	0	0	0	0	0	0	0	0	0
Reest -	BA:	0	0	0	0	0	0	0	0	0	0	0
Orig	OP:	0	0									
	OT:	0	0	0	0	0	0	0	0	0	0	0




Sorted by FUNC, SFUN, TID, SUB
 (amounts in millions)

		2015	2016	2017	2018	2019	2020	2021	2022	2023	2024	2025
AGRICULTURE (350)												
Account Total for Farm storage facility loans program account												
Pres 16	BA:	-11	-8	-5	-5	-5	-5	-5	-5	-5	-5	-5
Reest	OP:	0	0									
	OT:	-11	-8	-5	-5	-5	-5	-5	-5	-5	-5	-5
Mar 15	BA:	-11	-8	-5	-5	-5	-5	-5	-5	-5	-5	-5
Base	OP:	0	0									
	OT:	-11	-8	-5	-5	-5	-5	-5	-5	-5	-5	-5
Orig	BA:	-11	-8	-5	-5	-5	-5	-5	-5	-5	-5	-5
Pres	OP:	0	0									
	OT:	-11	-8	-5	-5	-5	-5	-5	-5	-5	-5	-5
Reest -	BA:	0	0	0	0	0	0	0	0	0	0	0
Mar15	OP:	0	0									
	OT:	0	0	0	0	0	0	0	0	0	0	0
Reest -	BA:	0	0	0	0	0	0	0	0	0	0	0
Orig	OP:	0	0									
	OT:	0	0	0	0	0	0	0	0	0	0	0
Emergency boll weevil loan program account												
012 3303 0 1 351 BA01 20 64 10 N RD												
Federal Fund												
Pres 16	BA:	-4	0	0	0	0	0	0	0	0	0	0
Reest	OP:	0	0									
	OT:	-4	0	0	0	0	0	0	0	0	0	0
Mar 15	BA:	-4	0	0	0	0	0	0	0	0	0	0
Base	OP:	0	0									
	OT:	-4	0	0	0	0	0	0	0	0	0	0
Orig	BA:	-4	0	0	0	0	0	0	0	0	0	0
Pres	OP:	0	0									
	OT:	-4	0	0	0	0	0	0	0	0	0	0
Reest -	BA:	0	0	0	0	0	0	0	0	0	0	0
Mar15	OP:	0	0									
	OT:	0	0	0	0	0	0	0	0	0	0	0
Reest -	BA:	0	0	0	0	0	0	0	0	0	0	0
Orig	OP:	0	0									
	OT:	0	0	0	0	0	0	0	0	0	0	0



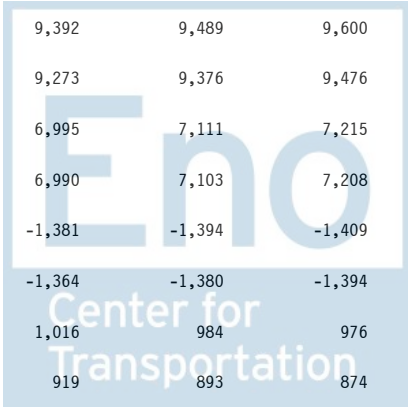
Sorted by FUNC, SFUN, TID, SUB
 (amounts in millions)

		2015	2016	2017	2018	2019	2020	2021	2022	2023	2024	2025
AGRICULTURE (350)												
Risk Management Agency												
Federal crop insurance corporation fund												
012 4085 0 3 351 AA01 AR AR 10 N												
Appropriation												
Pres 16	BA:	8,727	8,097	8,337	8,678	9,073	9,184	9,290	9,392	9,489	9,600	9,641
Reest	OP:	0	0									
	OT:	7,599	9,220	8,129	8,302	8,622	9,006	9,170	9,273	9,376	9,476	9,581
Mar 15	BA:	8,727	8,097	8,337	8,678	9,073	9,184	9,290	9,392	9,489	9,600	9,641
Base	OP:	0	0									
	OT:	7,599	9,220	8,129	8,302	8,622	9,006	9,170	9,273	9,376	9,476	9,581
Orig	BA:	8,926	8,174	7,914	7,988	8,204	8,468	8,608	8,704	8,850	8,988	9,135
Pres	OP:	2,104	437									
	OT:	8,795	8,203	7,927	7,984	8,192	8,455	8,600	8,699	8,842	8,981	9,128
Reest -	BA:	0	0	0	0	0	0	0	0	0	0	0
Mar15	OP:	0	0									
	OT:	0	0	0	0	0	0	0	0	0	0	0
Reest -	BA:	-199	-77	423	690	869	716	682	688	639	612	506
Orig	OP:	-2,104	-437									
	OT:	-1,196	1,017	202	318	430	551	570	574	534	495	453
012 4085 0 3 351 BS01 20 64 10 A												
Sequester												
Pres 16	BA:	-6	0	0	0	0	0	0	0	0	0	0
Reest	OP:	0	0									
	OT:	-6	0	0	0	0	0	0	0	0	0	0
Mar 15	BA:	-6	-3	0	0	0	0	0	0	0	0	0
Base	OP:	0	0									
	OT:	-6	-3	0	0	0	0	0	0	0	0	0
Orig	BA:	0	0	0	0	0	0	0	0	0	0	0
Pres	OP:	0	0									
	OT:	0	0	0	0	0	0	0	0	0	0	0
Reest -	BA:	0	3	0	0	0	0	0	0	0	0	0
Mar15	OP:	0	0									
	OT:	0	3	0	0	0	0	0	0	0	0	0
Reest -	BA:	-6	0	0	0	0	0	0	0	0	0	0
Orig	OP:	0	0									
	OT:	-6	0	0	0	0	0	0	0	0	0	0



Sorted by FUNC, SFUN, TID, SUB
 (amounts in millions)

		2015	2016	2017	2018	2019	2020	2021	2022	2023	2024	2025
AGRICULTURE (350)												
012 4085 0 3 351 EA01 20 64 10												
Proposed Legislation												
President's Budget Proposal												
Pres 16	BA:	0	-1,205	-1,227	-1,280	-1,329	-1,352	-1,364	-1,381	-1,394	-1,409	-1,418
Reest	OP:	0	0									
	OT:	0	-108	-1,050	-1,229	-1,278	-1,325	-1,350	-1,364	-1,380	-1,394	-1,408
Mar 15	BA:	0	0	0	0	0	0	0	0	0	0	0
Base	OP:	0	0									
	OT:	0	0	0	0	0	0	0	0	0	0	0
Orig	BA:	0	-1,129	-1,374	-1,560	-1,614	-1,650	-1,675	-1,709	-1,739	-1,773	-1,776
Pres	OP:	0	0									
	OT:	0	-1,129	-1,374	-1,560	-1,614	-1,650	-1,675	-1,709	-1,739	-1,773	-1,776
Reest -	BA:	0	-1,205	-1,227	-1,280	-1,329	-1,352	-1,364	-1,381	-1,394	-1,409	-1,418
Mar15	OP:	0	0									
	OT:	0	-108	-1,050	-1,229	-1,278	-1,325	-1,350	-1,364	-1,380	-1,394	-1,408
Reest -	BA:	0	-76	147	280	285	298	311	328	345	364	358
Orig	OP:	0	0									
	OT:	0	1,021	324	331	336	325	325	345	359	379	368
Account Total for Federal crop insurance corporation fund												
Pres 16	BA:	8,721	6,892	7,110	7,398	7,744	7,832	7,926	8,011	8,095	8,191	8,223
Reest	OP:	0	0									
	OT:	7,593	9,112	7,079	7,073	7,344	7,681	7,820	7,909	7,996	8,082	8,173
Mar 15	BA:	8,721	8,094	8,337	8,678	9,073	9,184	9,290	9,392	9,489	9,600	9,641
Base	OP:	0	0									
	OT:	7,593	9,217	8,129	8,302	8,622	9,006	9,170	9,273	9,376	9,476	9,581
Orig	BA:	8,926	7,045	6,540	6,428	6,590	6,818	6,933	6,995	7,111	7,215	7,359
Pres	OP:	2,104	437									
	OT:	8,795	7,074	6,553	6,424	6,578	6,805	6,925	6,990	7,103	7,208	7,352
Reest -	BA:	0	-1,202	-1,227	-1,280	-1,329	-1,352	-1,364	-1,381	-1,394	-1,409	-1,418
Mar15	OP:	0	0									
	OT:	0	-105	-1,050	-1,229	-1,278	-1,325	-1,350	-1,364	-1,380	-1,394	-1,408
Reest -	BA:	-205	-153	570	970	1,154	1,014	993	1,016	984	976	864
Orig	OP:	-2,104	-437									
	OT:	-1,202	2,038	526	649	766	876	895	919	893	874	821




Sorted by FUNC, SFUN, TID, SUB
 (amounts in millions)

		2015	2016	2017	2018	2019	2020	2021	2022	2023	2024	2025
AGRICULTURE (350)												
Farm Service Agency												
Agricultural credit insurance fund liquidating account												
012 4140 0 3 351 BD02 XX XX 10 N LQ												
Public Enterprise Fund												
Pres 16	BA:	0	0	0	0	0	0	0	0	0	0	0
Reest	OP:	0	0									
	OT:	-90	-77	-68	-60	-53	-48	-43	-39	-36	-34	-32
Mar 15	BA:	0	0	0	0	0	0	0	0	0	0	0
Base	OP:	0	0									
	OT:	-90	-77	-68	-60	-53	-48	-43	-39	-36	-34	-32
Orig	BA:	-89	-77	-68	-60	-53	-48	-43	-39	-36	-34	-32
Pres	OP:	1	1									
	OT:	-89	-77	-68	-60	-53	-48	-43	-39	-36	-34	-32
Reest -	BA:	0	0	0	0	0	0	0	0	0	0	0
Mar15	OP:	0	0									
	OT:	0	0	0	0	0	0	0	0	0	0	0
Reest -	BA:	89	77	68	60	53	48	43	39	36	34	32
Orig	OP:	-1	-1									
	OT:	-1	0	0	0	0	0	0	0	0	0	0




Sorted by FUNC, SFUN, TID, SUB
 (amounts in millions)

		2015	2016	2017	2018	2019	2020	2021	2022	2023	2024	2025
AGRICULTURE (350)												
Commodity Credit Corporation fund												
012 4336 0 3 351 AA01 AR AR 10 N												
Appropriation												
Pres 16	BA:	8,000	8,000	11,000	10,000	8,000	7,000	8,000	8,000	8,000	8,000	8,000
Reest	OP:	0	0									
	OT:	0	0	0	0	0	0	0	0	0	0	0
Mar 15	BA:	8,000	8,000	11,000	10,000	8,000	7,000	8,000	8,000	8,000	8,000	8,000
Base	OP:	0	0									
	OT:	0	0	0	0	0	0	0	0	0	0	0
Orig	BA:	0	0	0	0	0	0	0	0	0	0	0
Pres	OP:	0	0									
	OT:	0	0	0	0	0	0	0	0	0	0	0
Reest -	BA:	0	0	0	0	0	0	0	0	0	0	0
Mar15	OP:	0	0									
	OT:	0	0	0	0	0	0	0	0	0	0	0
Reest -	BA:	8,000	8,000	11,000	10,000	8,000	7,000	8,000	8,000	8,000	8,000	8,000
Orig	OP:	0	0									
	OT:	0	0	0	0	0	0	0	0	0	0	0
012 4336 0 3 351 BA06 XX XX 10 N												
Federal Fund												
Pres 16	BA:	-8,000	-8,000	-11,000	-10,000	-8,000	-7,000	-8,000	-8,000	-8,000	-8,000	-8,000
Reest	OP:	0	0									
	OT:	0	0	0	0	0	0	0	0	0	0	0
Mar 15	BA:	-8,000	-8,000	-11,000	-10,000	-8,000	-7,000	-8,000	-8,000	-8,000	-8,000	-8,000
Base	OP:	0	0									
	OT:	0	0	0	0	0	0	0	0	0	0	0
Orig	BA:	0	0	0	0	0	0	0	0	0	0	0
Pres	OP:	0	0									
	OT:	0	0	0	0	0	0	0	0	0	0	0
Reest -	BA:	0	0	0	0	0	0	0	0	0	0	0
Mar15	OP:	0	0									
	OT:	0	0	0	0	0	0	0	0	0	0	0
Reest -	BA:	-8,000	-8,000	-11,000	-10,000	-8,000	-7,000	-8,000	-8,000	-8,000	-8,000	-8,000
Orig	OP:	0	0									
	OT:	0	0	0	0	0	0	0	0	0	0	0



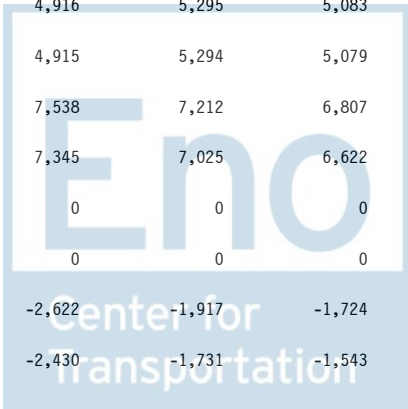
Sorted by FUNC, SFUN, TID, SUB
 (amounts in millions)

		2015	2016	2017	2018	2019	2020	2021	2022	2023	2024	2025
AGRICULTURE (350)												
012 4336 0 3 351 BD01 20 64 10 N												
Public Enterprise Fund												
CCC Current Farm Bill												
Pres 16	BA:	6,506	6,146	9,528	8,154	6,373	5,127	0	0	0	0	0
Reest	OP:	0	0									
	OT:	5,280	6,409	9,679	8,201	6,372	5,126	0	0	0	0	0
Mar 15	BA:	6,506	6,146	9,528	8,154	6,373	5,127	0	0	0	0	0
Base	OP:	0	0									
	OT:	5,280	6,409	9,679	8,201	6,372	5,126	0	0	0	0	0
Orig	BA:	8,994	12,384	13,360	11,431	6,457	5,105	7,608	7,538	7,212	6,807	6,525
Pres	OP:	3,515	3,963									
	OT:	5,775	8,505	13,101	11,223	6,293	4,917	7,393	7,345	7,025	6,622	6,338
Reest -	BA:	0	0	0	0	0	0	0	0	0	0	0
Mar15	OP:	0	0									
	OT:	0	0	0	0	0	0	0	0	0	0	0
Reest -	BA:	-2,488	-6,238	-3,832	-3,277	-84	22	-7,608	-7,538	-7,212	-6,807	-6,525
Orig	OP:	-3,515	-3,963									
	OT:	-495	-2,096	-3,422	-3,022	79	209	-7,393	-7,345	-7,025	-6,622	-6,338
012 4336 0 3 351 BS01 20 64 10 A												
Sequester												
Pres 16	BA:	-639	0	0	0	0	0	0	0	0	0	0
Reest	OP:	-430	0									
	OT:	-430	0	-639	0	0	0	0	0	0	0	0
Mar 15	BA:	-639	-502	0	0	0	0	0	0	0	0	0
Base	OP:	-430	0									
	OT:	-430	0	-639	-502	0	0	0	0	0	0	0
Orig	BA:	0	0	0	0	0	0	0	0	0	0	0
Pres	OP:	0	0									
	OT:	0	0	0	0	0	0	0	0	0	0	0
Reest -	BA:	0	502	0	0	0	0	0	0	0	0	0
Mar15	OP:	0	0									
	OT:	0	0	0	502	0	0	0	0	0	0	0
Reest -	BA:	-639	0	0	0	0	0	0	0	0	0	0
Orig	OP:	-430	0									
	OT:	-430	0	-639	0	0	0	0	0	0	0	0




Sorted by FUNC, SFUN, TID, SUB
 (amounts in millions)

		2015	2016	2017	2018	2019	2020	2021	2022	2023	2024	2025
AGRICULTURE (350)												
012 4336 0 3 351 EB01 20 64 10 N												
Legislation assumed in baseline												
Pres 16	BA:	0	0	0	0	0	0	5,316	4,916	5,295	5,083	5,146
Reest	OP:	0	0	0	0	0	0	5,315	4,915	5,294	5,079	5,142
	OT:	0	0	0	0	0	0	5,315	4,915	5,294	5,079	5,142
Mar 15	BA:	0	0	0	0	0	0	5,316	4,916	5,295	5,083	5,146
Base	OP:	0	0	0	0	0	0	5,315	4,915	5,294	5,079	5,142
	OT:	0	0	0	0	0	0	5,315	4,915	5,294	5,079	5,142
Orig	BA:	0	0	0	0	0	0	0	0	0	0	0
Pres	OP:	0	0	0	0	0	0	0	0	0	0	0
	OT:	0	0	0	0	0	0	0	0	0	0	0
Reest -	BA:	0	0	0	0	0	0	0	0	0	0	0
Mar15	OP:	0	0	0	0	0	0	0	0	0	0	0
	OT:	0	0	0	0	0	0	0	0	0	0	0
Reest -	BA:	0	0	0	0	0	0	5,316	4,916	5,295	5,083	5,146
Orig	OP:	0	0	0	0	0	0	5,315	4,915	5,294	5,079	5,142
	OT:	0	0	0	0	0	0	5,315	4,915	5,294	5,079	5,142
Account Total for Commodity Credit Corporation fund												
Pres 16	BA:	5,867	6,146	9,528	8,154	6,373	5,127	5,316	4,916	5,295	5,083	5,146
Reest	OP:	-430	0	9,040	8,201	6,372	5,126	5,315	4,915	5,294	5,079	5,142
	OT:	4,850	6,409	9,040	8,201	6,372	5,126	5,315	4,915	5,294	5,079	5,142
Mar 15	BA:	5,867	5,644	9,528	8,154	6,373	5,127	5,316	4,916	5,295	5,083	5,146
Base	OP:	-430	0	9,040	7,699	6,372	5,126	5,315	4,915	5,294	5,079	5,142
	OT:	4,850	6,409	9,040	7,699	6,372	5,126	5,315	4,915	5,294	5,079	5,142
Orig	BA:	8,994	12,384	13,360	11,431	6,457	5,105	7,608	7,538	7,212	6,807	6,525
Pres	OP:	3,515	3,963	13,101	11,223	6,293	4,917	7,393	7,345	7,025	6,622	6,338
	OT:	5,775	8,505	13,101	11,223	6,293	4,917	7,393	7,345	7,025	6,622	6,338
Reest -	BA:	0	502	0	0	0	0	0	0	0	0	0
Mar15	OP:	0	0	0	502	0	0	0	0	0	0	0
	OT:	0	0	0	502	0	0	0	0	0	0	0
Reest -	BA:	-3,127	-6,238	-3,832	-3,277	-84	22	-2,292	-2,622	-1,917	-1,724	-1,379
Orig	OP:	-3,945	-3,963	-4,061	-3,022	79	209	-2,078	-2,430	-1,731	-1,543	-1,196
	OT:	-925	-2,096	-4,061	-3,022	79	209	-2,078	-2,430	-1,731	-1,543	-1,196



Sorted by FUNC, SFUN, TID, SUB
 (amounts in millions)

		2015	2016	2017	2018	2019	2020	2021	2022	2023	2024	2025
AGRICULTURE (350)												
Commodity Credit Corporation guaranteed loans liquidating account												
012 4338 0 3 351 BD02 XX XX 10 N LQ												
Public Enterprise Fund												
Pres 16	BA:	0	0	0	0	0	0	0	0	0	0	0
Reest	OP:	0	0									
	OT:	-13	-7	-4	0	0	0	0	0	0	0	0
Mar 15	BA:	0	0	0	0	0	0	0	0	0	0	0
Base	OP:	0	0									
	OT:	-13	-7	-4	0	0	0	0	0	0	0	0
Orig	BA:	-8	-9	-6	-1	0	0	0	0	0	0	0
Pres	OP:	1	2									
	OT:	-7	-7	-4	0	0	0	0	0	0	0	0
Reest -	BA:	0	0	0	0	0	0	0	0	0	0	0
Mar15	OP:	0	0									
	OT:	0	0	0	0	0	0	0	0	0	0	0
Reest -	BA:	8	9	6	1	0	0	0	0	0	0	0
Orig	OP:	-1	-2									
	OT:	-6	0	0	0	0	0	0	0	0	0	0
Agricultural Disaster Relief Fund												
012 5531 0 2 351 BA01 20 64 10 N												
Federal Fund												
Pres 16	BA:	0	0	0	0	0	0	0	0	0	0	0
Reest	OP:	5	0									
	OT:	5	0	0	0	0	0	0	0	0	0	0
Mar 15	BA:	0	0	0	0	0	0	0	0	0	0	0
Base	OP:	5	0									
	OT:	5	0	0	0	0	0	0	0	0	0	0
Orig	BA:	63	0	0	0	0	0	0	0	0	0	0
Pres	OP:	33	0									
	OT:	33	0	0	0	0	0	0	0	0	0	0
Reest -	BA:	0	0	0	0	0	0	0	0	0	0	0
Mar15	OP:	0	0									
	OT:	0	0	0	0	0	0	0	0	0	0	0
Reest -	BA:	-63	0	0	0	0	0	0	0	0	0	0
Orig	OP:	-28	0									
	OT:	-28	0	0	0	0	0	0	0	0	0	0




Sorted by FUNC, SFUN, TID, SUB
 (amounts in millions)

		2015	2016	2017	2018	2019	2020	2021	2022	2023	2024	2025
AGRICULTURE (350)												
Pima Agriculture Cotton Trust Fund												
012 5635 0 2 351 BA03 20 64 10 A												
Federal Fund												
Pres 16	BA:	16	16	16	16	0	0	0	0	0	0	0
Reest	OP:	0	0									
	OT:	16	16	16	16	0	0	0	0	0	0	0
Mar 15	BA:	16	16	16	16	0	0	0	0	0	0	0
Base	OP:	0	0									
	OT:	16	16	16	16	0	0	0	0	0	0	0
Orig	BA:	16	16	16	16	0	0	0	0	0	0	0
Pres	OP:	0	0									
	OT:	16	16	16	16	0	0	0	0	0	0	0
Reest -	BA:	0	0	0	0	0	0	0	0	0	0	0
Mar15	OP:	0	0									
	OT:	0	0	0	0	0	0	0	0	0	0	0
Reest -	BA:	0	0	0	0	0	0	0	0	0	0	0
Orig	OP:	0	0									
	OT:	0	0	0	0	0	0	0	0	0	0	0
012 5635 0 2 351 BS01 20 64 10 A												
Sequester												
Pres 16	BA:	-1	0	0	0	0	0	0	0	0	0	0
Reest	OP:	0	0									
	OT:	-1	0	0	0	0	0	0	0	0	0	0
Mar 15	BA:	-1	-1	0	0	0	0	0	0	0	0	0
Base	OP:	0	0									
	OT:	-1	-1	0	0	0	0	0	0	0	0	0
Orig	BA:	0	0	0	0	0	0	0	0	0	0	0
Pres	OP:	0	0									
	OT:	0	0	0	0	0	0	0	0	0	0	0
Reest -	BA:	0	1	0	0	0	0	0	0	0	0	0
Mar15	OP:	0	0									
	OT:	0	1	0	0	0	0	0	0	0	0	0
Reest -	BA:	-1	0	0	0	0	0	0	0	0	0	0
Orig	OP:	0	0									
	OT:	-1	0	0	0	0	0	0	0	0	0	0




Sorted by FUNC, SFUN, TID, SUB
 (amounts in millions)

		2015	2016	2017	2018	2019	2020	2021	2022	2023	2024	2025
AGRICULTURE (350)												
Account Total for Pima Agriculture Cotton Trust Fund												
Pres 16	BA:	15	16	16	16	0	0	0	0	0	0	0
Reest	OP:	0	0									
	OT:	15	16	16	16	0	0	0	0	0	0	0
Mar 15	BA:	15	15	16	16	0	0	0	0	0	0	0
Base	OP:	0	0									
	OT:	15	15	16	16	0	0	0	0	0	0	0
Orig	BA:	16	16	16	16	0	0	0	0	0	0	0
Pres	OP:	0	0									
	OT:	16	16	16	16	0	0	0	0	0	0	0
Reest -	BA:	0	1	0	0	0	0	0	0	0	0	0
Mar15	OP:	0	0									
	OT:	0	1	0	0	0	0	0	0	0	0	0
Reest -	BA:	-1	0	0	0	0	0	0	0	0	0	0
Orig	OP:	0	0									
	OT:	-1	0	0	0	0	0	0	0	0	0	0
Agriculture Wool Apparel Manufacturers Trust Fund												
012 5636 0 2 351 BA01 20 64 10 A												
Federal Fund												
Pres 16	BA:	30	30	30	30	30	16	0	0	0	0	0
Reest	OP:	0	0									
	OT:	30	30	30	30	30	16	0	0	0	0	0
Mar 15	BA:	30	30	30	30	30	16	0	0	0	0	0
Base	OP:	0	0									
	OT:	30	30	30	30	30	16	0	0	0	0	0
Orig	BA:	30	30	30	30	0	0	0	0	0	0	0
Pres	OP:	11	0									
	OT:	41	30	30	30	0	0	0	0	0	0	0
Reest -	BA:	0	0	0	0	0	0	0	0	0	0	0
Mar15	OP:	0	0									
	OT:	0	0	0	0	0	0	0	0	0	0	0
Reest -	BA:	0	0	0	0	30	16	0	0	0	0	0
Orig	OP:	-11	0									
	OT:	-11	0	0	0	30	16	0	0	0	0	0




Sorted by FUNC, SFUN, TID, SUB
 (amounts in millions)

		2015	2016	2017	2018	2019	2020	2021	2022	2023	2024	2025
AGRICULTURE (350)												
012 5636 0 2 351 BS01 20 64 10 A												
Sequester												
Pres 16	BA:	-2	0	0	0	0	0	0	0	0	0	0
Reest	OP:	0	0									
	OT:	-2	0	0	0	0	0	0	0	0	0	0
Mar 15	BA:	-2	-2	0	0	0	0	0	0	0	0	0
Base	OP:	0	0									
	OT:	-2	-2	0	0	0	0	0	0	0	0	0
Orig	BA:	0	0	0	0	0	0	0	0	0	0	0
Pres	OP:	0	0									
	OT:	0	0	0	0	0	0	0	0	0	0	0
Reest -	BA:	0	2	0	0	0	0	0	0	0	0	0
Mar15	OP:	0	0									
	OT:	0	2	0	0	0	0	0	0	0	0	0
Reest -	BA:	-2	0	0	0	0	0	0	0	0	0	0
Orig	OP:	0	0									
	OT:	-2	0	0	0	0	0	0	0	0	0	0
Account Total for Agriculture Wool Apparel Manufacturers Trust Fund												
Pres 16	BA:	28	30	30	30	30	16	0	0	0	0	0
Reest	OP:	0	0									
	OT:	28	30	30	30	30	16	0	0	0	0	0
Mar 15	BA:	28	28	30	30	30	16	0	0	0	0	0
Base	OP:	0	0									
	OT:	28	28	30	30	30	16	0	0	0	0	0
Orig	BA:	30	30	30	30	0	0	0	0	0	0	0
Pres	OP:	11	0									
	OT:	41	30	30	30	0	0	0	0	0	0	0
Reest -	BA:	0	2	0	0	0	0	0	0	0	0	0
Mar15	OP:	0	0									
	OT:	0	2	0	0	0	0	0	0	0	0	0
Reest -	BA:	-2	0	0	0	30	16	0	0	0	0	0
Orig	OP:	-11	0									
	OT:	-13	0	0	0	30	16	0	0	0	0	0




Sorted by FUNC, SFUN, TID, SUB
 (amounts in millions)

		2015	2016	2017	2018	2019	2020	2021	2022	2023	2024	2025
AGRICULTURE (350)												
Tobacco trust fund												
012 8161 0 7 351 BB01 58 78 10												
Trust Fund												
Pres 16	BA:	0	0	0	0	0	0	0	0	0	0	0
Reest	OP:	0	0									
	OT:	0	0	0	0	0	0	0	0	0	0	0
Mar 15	BA:	0	0	0	0	0	0	0	0	0	0	0
Base	OP:	0	0									
	OT:	0	0	0	0	0	0	0	0	0	0	0
Orig	BA:	327	0	0	0	0	0	0	0	0	0	0
Pres	OP:	0	0									
	OT:	278	0	0	0	0	0	0	0	0	0	0
Reest -	BA:	0	0	0	0	0	0	0	0	0	0	0
Mar15	OP:	0	0									
	OT:	0	0	0	0	0	0	0	0	0	0	0
Reest -	BA:	-327	0	0	0	0	0	0	0	0	0	0
Orig	OP:	0	0									
	OT:	-278	0	0	0	0	0	0	0	0	0	0
012 8161 0 7 351 BS20 58 78 10 A												
Sequester												
Pop up												
Pres 16	BA:	68	0	0	0	0	0	0	0	0	0	0
Reest	OP:	0	0									
	OT:	68	0	0	0	0	0	0	0	0	0	0
Mar 15	BA:	68	0	0	0	0	0	0	0	0	0	0
Base	OP:	0	0									
	OT:	68	0	0	0	0	0	0	0	0	0	0
Orig	BA:	0	0	0	0	0	0	0	0	0	0	0
Pres	OP:	0	0									
	OT:	0	0	0	0	0	0	0	0	0	0	0
Reest -	BA:	0	0	0	0	0	0	0	0	0	0	0
Mar15	OP:	0	0									
	OT:	0	0	0	0	0	0	0	0	0	0	0
Reest -	BA:	68	0	0	0	0	0	0	0	0	0	0
Orig	OP:	0	0									
	OT:	68	0	0	0	0	0	0	0	0	0	0




Sorted by FUNC, SFUN, TID, SUB
 (amounts in millions)

		2015	2016	2017	2018	2019	2020	2021	2022	2023	2024	2025
AGRICULTURE (350)												
Account Total for Tobacco trust fund												
Pres 16	BA:	68	0	0	0	0	0	0	0	0	0	0
Reest	OP:	0	0									
	OT:	68	0	0	0	0	0	0	0	0	0	0
Mar 15	BA:	68	0	0	0	0	0	0	0	0	0	0
Base	OP:	0	0									
	OT:	68	0	0	0	0	0	0	0	0	0	0
Orig	BA:	327	0	0	0	0	0	0	0	0	0	0
Pres	OP:	0	0									
	OT:	278	0	0	0	0	0	0	0	0	0	0
Reest -	BA:	0	0	0	0	0	0	0	0	0	0	0
Mar15	OP:	0	0									
	OT:	0	0	0	0	0	0	0	0	0	0	0
Reest -	BA:	-259	0	0	0	0	0	0	0	0	0	0
Orig	OP:	0	0									
	OT:	-210	0	0	0	0	0	0	0	0	0	0
Agricultural Marketing Service												
Milk market orders assessment fund												
012 8412 0 8 351 BS01 20 64 10 A												
Sequester												
Pres 16	BA:	0	0	0	0	0	0	0	0	0	0	0
Reest	OP:	0	0									
	OT:	0	0	0	0	0	0	0	0	0	0	0
Mar 15	BA:	0	-4	0	0	0	0	0	0	0	0	0
Base	OP:	0	0									
	OT:	0	-4	0	0	0	0	0	0	0	0	0
Orig	BA:	0	0	0	0	0	0	0	0	0	0	0
Pres	OP:	0	0									
	OT:	0	0	0	0	0	0	0	0	0	0	0
Reest -	BA:	0	4	0	0	0	0	0	0	0	0	0
Mar15	OP:	0	0									
	OT:	0	4	0	0	0	0	0	0	0	0	0
Reest -	BA:	0	0	0	0	0	0	0	0	0	0	0
Orig	OP:	0	0									
	OT:	0	0	0	0	0	0	0	0	0	0	0




Sorted by FUNC, SFUN, TID, SUB
 (amounts in millions)

		2015	2016	2017	2018	2019	2020	2021	2022	2023	2024	2025
AGRICULTURE (350)												
Departmental Management												
Departmental Administration												
012 9915 0 1 351 AA01 AR AR 03 0												
Appropriation												
Pres 16	BA:	0	0	0	0	0	0	0	0	0	0	0
Reest	OP:	2	0									
	OT:	2	0	0	0	0	0	0	0	0	0	0
Mar 15	BA:	0	0	0	0	0	0	0	0	0	0	0
Base	OP:	2	0									
	OT:	2	0	0	0	0	0	0	0	0	0	0
Orig	BA:	0	0	0	0	0	0	0	0	0	0	0
Pres	OP:	0	0									
	OT:	0	0	0	0	0	0	0	0	0	0	0
Reest -	BA:	0	0	0	0	0	0	0	0	0	0	0
Mar15	OP:	0	0									
	OT:	0	0	0	0	0	0	0	0	0	0	0
Reest -	BA:	0	0	0	0	0	0	0	0	0	0	0
Orig	OP:	2	0									
	OT:	2	0	0	0	0	0	0	0	0	0	0
012 9915 0 1 351 AA02 AR AR 03 0												
Appropriation												
Pres 16	BA:	0	0	0	0	0	0	0	0	0	0	0
Reest	OP:	1	0									
	OT:	1	0	0	0	0	0	0	0	0	0	0
Mar 15	BA:	0	0	0	0	0	0	0	0	0	0	0
Base	OP:	1	0									
	OT:	1	0	0	0	0	0	0	0	0	0	0
Orig	BA:	0	0	0	0	0	0	0	0	0	0	0
Pres	OP:	0	0									
	OT:	0	0	0	0	0	0	0	0	0	0	0
Reest -	BA:	0	0	0	0	0	0	0	0	0	0	0
Mar15	OP:	0	0									
	OT:	0	0	0	0	0	0	0	0	0	0	0
Reest -	BA:	0	0	0	0	0	0	0	0	0	0	0
Orig	OP:	1	0									
	OT:	1	0	0	0	0	0	0	0	0	0	0




Sorted by FUNC, SFUN, TID, SUB
 (amounts in millions)

		2015	2016	2017	2018	2019	2020	2021	2022	2023	2024	2025
AGRICULTURE (350)												
012 9915 0 1 351 AA03 AR AR 03 0												
Appropriation												
Pres 16	BA:	0	0	0	0	0	0	0	0	0	0	0
Reest	OP:	1	0									
	OT:	1	0	0	0	0	0	0	0	0	0	0
Mar 15	BA:	0	0	0	0	0	0	0	0	0	0	0
Base	OP:	1	0									
	OT:	1	0	0	0	0	0	0	0	0	0	0
Orig	BA:	0	0	0	0	0	0	0	0	0	0	0
Pres	OP:	0	0									
	OT:	0	0	0	0	0	0	0	0	0	0	0
Reest -	BA:	0	0	0	0	0	0	0	0	0	0	0
Mar15	OP:	0	0									
	OT:	0	0	0	0	0	0	0	0	0	0	0
Reest -	BA:	0	0	0	0	0	0	0	0	0	0	0
Orig	OP:	1	0									
	OT:	1	0	0	0	0	0	0	0	0	0	0
012 9915 0 1 351 AA05 AR AR 03 0												
Appropriation												
Pres 16	BA:	0	0	0	0	0	0	0	0	0	0	0
Reest	OP:	2	0									
	OT:	2	0	0	0	0	0	0	0	0	0	0
Mar 15	BA:	0	0	0	0	0	0	0	0	0	0	0
Base	OP:	2	0									
	OT:	2	0	0	0	0	0	0	0	0	0	0
Orig	BA:	0	0	0	0	0	0	0	0	0	0	0
Pres	OP:	0	0									
	OT:	0	0	0	0	0	0	0	0	0	0	0
Reest -	BA:	0	0	0	0	0	0	0	0	0	0	0
Mar15	OP:	0	0									
	OT:	0	0	0	0	0	0	0	0	0	0	0
Reest -	BA:	0	0	0	0	0	0	0	0	0	0	0
Orig	OP:	2	0									
	OT:	2	0	0	0	0	0	0	0	0	0	0




Sorted by FUNC, SFUN, TID, SUB
 (amounts in millions)

		2015	2016	2017	2018	2019	2020	2021	2022	2023	2024	2025
AGRICULTURE (350)												
Account Total for Departmental Administration												
Pres 16	BA:	0	0	0	0	0	0	0	0	0	0	0
Reest	OP:	6	0									
	OT:	6	0	0	0	0	0	0	0	0	0	0
Mar 15	BA:	0	0	0	0	0	0	0	0	0	0	0
Base	OP:	6	0									
	OT:	6	0	0	0	0	0	0	0	0	0	0
Orig	BA:	0	0	0	0	0	0	0	0	0	0	0
Pres	OP:	0	0									
	OT:	0	0	0	0	0	0	0	0	0	0	0
Reest -	BA:	0	0	0	0	0	0	0	0	0	0	0
Mar15	OP:	0	0									
	OT:	0	0	0	0	0	0	0	0	0	0	0
Reest -	BA:	0	0	0	0	0	0	0	0	0	0	0
Orig	OP:	6	0									
	OT:	6	0	0	0	0	0	0	0	0	0	0
Farm Credit Administration												
Farm Credit Administration												
Limitation on Administrative Expenses												
352 4131 0 3 351 BD01 20 64 10 N												
Public Enterprise Fund												
Pres 16	BA:	0	0	0	0	0	0	0	0	0	0	0
Reest	OP:	0	0									
	OT:	-46	-46	-46	-46	-46	-46	-46	-46	-46	-46	-46
Mar 15	BA:	0	0	0	0	0	0	0	0	0	0	0
Base	OP:	0	0									
	OT:	-46	-46	-46	-46	-46	-46	-46	-46	-46	-46	-46
Orig	BA:	1	1	0	0	0	0	0	0	0	0	0
Pres	OP:	9	0									
	OT:	10	1	0	0	0	0	0	0	0	0	0
Reest -	BA:	0	0	0	0	0	0	0	0	0	0	0
Mar15	OP:	0	0									
	OT:	0	0	0	0	0	0	0	0	0	0	0
Reest -	BA:	-1	-1	0	0	0	0	0	0	0	0	0
Orig	OP:	-9	0									
	OT:	-56	-47	-46	-46	-46	-46	-46	-46	-46	-46	-46



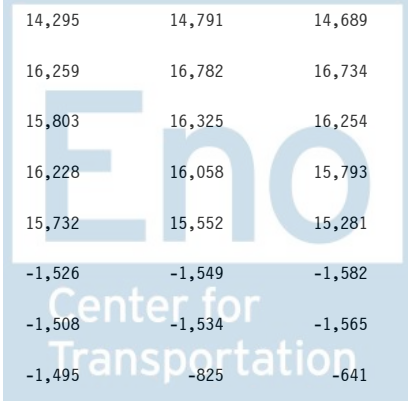
Sorted by FUNC, SFUN, TID, SUB
 (amounts in millions)

		2015	2016	2017	2018	2019	2020	2021	2022	2023	2024	2025
AGRICULTURE (350)												
352 4131 0 3 351 BD02 20 64 10 N												
Public Enterprise Fund												
Pres 16	BA:	0	0	0	0	0	0	0	0	0	0	0
Reest	OP:	0	0									
	OT:	55	46	46	46	46	46	46	46	46	46	46
Mar 15	BA:	0	0	0	0	0	0	0	0	0	0	0
Base	OP:	0	0									
	OT:	55	46	46	46	46	46	46	46	46	46	46
Orig	BA:	-1	-1	0	0	0	0	0	0	0	0	0
Pres	OP:	0	0									
	OT:	-1	-1	0	0	0	0	0	0	0	0	0
Reest -	BA:	0	0	0	0	0	0	0	0	0	0	0
Mar15	OP:	0	0									
	OT:	0	0	0	0	0	0	0	0	0	0	0
Reest -	BA:	1	1	0	0	0	0	0	0	0	0	0
Orig	OP:	0	0									
	OT:	56	47	46	46	46	46	46	46	46	46	46
Account Total for Limitation on Administrative Expenses												
Pres 16	BA:	0	0	0	0	0	0	0	0	0	0	0
Reest	OP:	0	0									
	OT:	9	0	0	0	0	0	0	0	0	0	0
Mar 15	BA:	0	0	0	0	0	0	0	0	0	0	0
Base	OP:	0	0									
	OT:	9	0	0	0	0	0	0	0	0	0	0
Orig	BA:	0	0	0	0	0	0	0	0	0	0	0
Pres	OP:	9	0									
	OT:	9	0	0	0	0	0	0	0	0	0	0
Reest -	BA:	0	0	0	0	0	0	0	0	0	0	0
Mar15	OP:	0	0									
	OT:	0	0	0	0	0	0	0	0	0	0	0
Reest -	BA:	0	0	0	0	0	0	0	0	0	0	0
Orig	OP:	-9	0									
	OT:	0	0	0	0	0	0	0	0	0	0	0



Sorted by FUNC, SFUN, TID, SUB
 (amounts in millions)

		2015	2016	2017	2018	2019	2020	2021	2022	2023	2024	2025
AGRICULTURE (350)												
Farm Credit System Insurance Corporation												
Farm Credit System Insurance Corporation												
Farm Credit System Insurance Fund												
352 4136 0 3 351 BD01 20 64 10 N												
Public Enterprise Fund												
Pres 16	BA:	0	0	0	0	0	0	0	0	0	0	0
Reest	OP:	0	0									
	OT:	-267	-277	-248	-257	-265	-275	-284	-295	-305	-315	-325
Mar 15	BA:	0	0	0	0	0	0	0	0	0	0	0
Base	OP:	0	0									
	OT:	-267	-277	-248	-257	-265	-275	-284	-295	-305	-315	-325
Orig	BA:	0	0	0	0	0	0	0	-1	-1	-1	0
Pres	OP:	0	0									
	OT:	-267	-277	-248	-257	-265	-275	-284	-295	-305	-315	-325
Reest -	BA:	0	0	0	0	0	0	0	0	0	0	0
Mar15	OP:	0	0									
	OT:	0	0	0	0	0	0	0	0	0	0	0
Reest -	BA:	0	0	0	0	0	0	0	1	1	1	0
Orig	OP:	0	0									
	OT:	0	0	0	0	0	0	0	0	0	0	0
Subfunction Total for 351 Farm income stabilization (351)												
Pres 16	BA:	16,023	14,718	18,353	17,301	15,866	14,711	15,014	14,733	15,233	15,152	15,287
Reest	OP:	-337	84									
	OT:	13,537	16,841	17,519	16,705	15,146	14,235	14,579	14,295	14,791	14,689	14,873
Mar 15	BA:	16,023	15,463	19,636	18,647	17,290	16,185	16,509	16,259	16,782	16,734	16,889
Base	OP:	-337	84									
	OT:	13,537	16,989	18,619	17,497	16,518	15,681	16,059	15,803	16,325	16,254	16,466
Orig	BA:	19,536	20,948	21,471	19,476	14,643	13,540	16,200	16,228	16,058	15,793	15,698
Pres	OP:	5,989	4,624									
	OT:	15,975	16,832	20,975	19,004	14,200	13,062	15,688	15,732	15,552	15,281	15,174
Reest -	BA:	0	-745	-1,283	-1,346	-1,424	-1,474	-1,495	-1,526	-1,549	-1,582	-1,602
Mar15	OP:	0	0									
	OT:	0	-148	-1,100	-792	-1,372	-1,446	-1,480	-1,508	-1,534	-1,565	-1,593
Reest -	BA:	-3,513	-6,230	-3,118	-2,175	1,223	1,171	-1,186	-1,495	-825	-641	-411
Orig	OP:	-6,326	-4,540									
	OT:	-2,438	9	-3,456	-2,299	946	1,173	-1,109	-1,437	-761	-592	-301



Sorted by FUNC, SFUN, TID, SUB
(amounts in millions)

	2015	2016	2017	2018	2019	2020	2021	2022	2023	2024	2025
AGRICULTURE (350)											



Sorted by FUNC, SFUN, TID, SUB
 (amounts in millions)

		2015	2016	2017	2018	2019	2020	2021	2022	2023	2024	2025
AGRICULTURE (350)												
Agricultural research and services (352)												
Department of Agriculture												
Office of Chief Information Officer												
Office of the Chief Information Officer												
012 0013 0 1 352 AA01 AR AR 03 0												
Appropriation												
Pres 16	BA:	45	53	55	55	55	57	57	59	60	61	62
Reest	OP:	0	5									
	OT:	41	53	55	55	55	57	57	59	60	61	62
Mar 15	BA:	45	46	47	49	50	52	53	55	56	58	60
Base	OP:	0	5									
	OT:	41	46	47	49	50	52	53	55	56	58	60
Orig	BA:	45	53	55	55	55	57	57	59	60	61	62
Pres	OP:	19	11									
	OT:	62	62	55	55	55	56	57	59	60	61	62
Reest -	BA:	0	7	8	6	5	5	4	4	4	3	2
Mar15	OP:	0	0									
	OT:	0	7	8	6	5	5	4	4	4	3	2
Reest -	BA:	0	0	0	0	0	0	0	0	0	0	0
Orig	OP:	-19	-6									
	OT:	-21	-9	0	0	0	1	0	0	0	0	0




Sorted by FUNC, SFUN, TID, SUB
 (amounts in millions)

		2015	2016	2017	2018	2019	2020	2021	2022	2023	2024	2025
AGRICULTURE (350)												
Office of Chief Financial Officer												
Office of the Chief Financial Officer												
012 0014 0 1 352 AA01 AR AR 03 0												
Appropriation												
Pres 16	BA:	6	9	9	9	9	10	10	10	10	10	11
Reest	OP:	0	1									
	OT:	5	9	9	9	9	10	10	10	10	10	11
Mar 15	BA:	6	6	6	7	7	7	7	8	8	8	9
Base	OP:	0	1									
	OT:	5	6	6	7	7	7	7	8	8	8	9
Orig	BA:	6	9	9	9	9	10	10	10	10	10	11
Pres	OP:	1	1									
	OT:	6	9	9	9	9	10	10	10	10	10	11
Reest -	BA:	0	3	3	2	2	3	3	2	2	2	2
Mar15	OP:	0	0									
	OT:	0	3	3	2	2	3	3	2	2	2	2
Reest -	BA:	0	0	0	0	0	0	0	0	0	0	0
Orig	OP:	-1	0									
	OT:	-1	0	0	0	0	0	0	0	0	0	0




Sorted by FUNC, SFUN, TID, SUB
 (amounts in millions)

		2015	2016	2017	2018	2019	2020	2021	2022	2023	2024	2025
AGRICULTURE (350)												
Buildings and Facilities												
Agriculture Buildings and Facilities and Rental Payments												
012 0117 0 1 352 AA01 AR AR 03 0												
Appropriation												
Pres 16	BA:	56	125	127	130	132	133	135	138	141	144	146
Reest	OP:	99	35									
	OT:	121	83	119	128	130	132	134	136	139	142	144
Mar 15	BA:	56	57	58	59	60	62	63	64	66	67	69
Base	OP:	99	35									
	OT:	121	57	57	58	59	61	62	63	65	66	68
Orig	BA:	56	125	127	130	132	133	135	138	141	144	146
Pres	OP:	57	19									
	OT:	106	127	127	129	132	133	135	137	141	143	146
Reest -	BA:	0	68	69	71	72	71	72	74	75	77	77
Mar15	OP:	0	0									
	OT:	0	26	62	70	71	71	72	73	74	76	76
Reest -	BA:	0	0	0	0	0	0	0	0	0	0	0
Orig	OP:	42	16									
	OT:	15	-44	-8	-1	-2	-1	-1	-1	-2	-1	-2
012 0117 0 1 352 IA01 AR AR 03 0												
Rescission												
Pres 16	BA:	0	0	0	0	0	0	0	0	0	0	0
Reest	OP:	-15	-3									
	OT:	-15	-3	0	0	0	0	0	0	0	0	0
Mar 15	BA:	0	0	0	0	0	0	0	0	0	0	0
Base	OP:	-15	-3									
	OT:	-15	-3	0	0	0	0	0	0	0	0	0
Orig	BA:	0	0	0	0	0	0	0	0	0	0	0
Pres	OP:	0	0									
	OT:	0	0	0	0	0	0	0	0	0	0	0
Reest -	BA:	0	0	0	0	0	0	0	0	0	0	0
Mar15	OP:	0	0									
	OT:	0	0	0	0	0	0	0	0	0	0	0
Reest -	BA:	0	0	0	0	0	0	0	0	0	0	0
Orig	OP:	-15	-3									
	OT:	-15	-3	0	0	0	0	0	0	0	0	0



Sorted by FUNC, SFUN, TID, SUB
 (amounts in millions)

		2015	2016	2017	2018	2019	2020	2021	2022	2023	2024	2025
AGRICULTURE (350)												
Account Total for Agriculture Buildings and Facilities and Rental Payments												
Pres 16	BA:	56	125	127	130	132	133	135	138	141	144	146
Reest	OP:	84	32									
	OT:	106	80	119	128	130	132	134	136	139	142	144
Mar 15	BA:	56	57	58	59	60	62	63	64	66	67	69
Base	OP:	84	32									
	OT:	106	54	57	58	59	61	62	63	65	66	68
Orig	BA:	56	125	127	130	132	133	135	138	141	144	146
Pres	OP:	57	19									
	OT:	106	127	127	129	132	133	135	137	141	143	146
Reest -	BA:	0	68	69	71	72	71	72	74	75	77	77
Mar15	OP:	0	0									
	OT:	0	26	62	70	71	71	72	73	74	76	76
Reest -	BA:	0	0	0	0	0	0	0	0	0	0	0
Orig	OP:	27	13									
	OT:	0	-47	-8	-1	-2	-1	-1	-1	-2	-1	-2
Departmental Management												
Departmental administration												
012 0120 0 1 352 CB01 XX XX 10												
Offsetting Receipts												
Pres 16	BA:	0	0	0	0	0	0	0	0	0	0	0
Reest	OP:	0	0									
	OT:	0	0	0	0	0	0	0	0	0	0	0
Mar 15	BA:	0	0	0	0	0	0	0	0	0	0	0
Base	OP:	0	0									
	OT:	0	0	0	0	0	0	0	0	0	0	0
Orig	BA:	-1	-1	-1	-1	-1	-1	-1	-1	-1	-1	-1
Pres	OP:	0	0									
	OT:	-1	-1	-1	-1	-1	-1	-1	-1	-1	-1	-1
Reest -	BA:	0	0	0	0	0	0	0	0	0	0	0
Mar15	OP:	0	0									
	OT:	0	0	0	0	0	0	0	0	0	0	0
Reest -	BA:	1	1	1	1	1	1	1	1	1	1	1
Orig	OP:	0	0									
	OT:	1	1	1	1	1	1	1	1	1	1	1



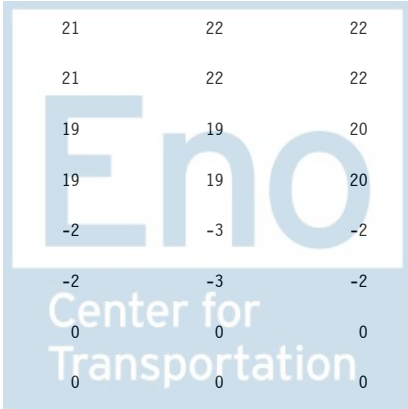
Sorted by FUNC, SFUN, TID, SUB
 (amounts in millions)

		2015	2016	2017	2018	2019	2020	2021	2022	2023	2024	2025
AGRICULTURE (350)												
Executive Operations												
Office of the Chief Economist												
012 0123 0 1 352 AA01 AR AR 03 0												
Appropriation												
Pres 16	BA:	17	17	17	18	18	18	18	19	19	20	20
Reest	OP:	3	2									
	OT:	18	17	17	18	18	18	18	19	19	20	20
Mar 15	BA:	17	17	18	19	19	20	20	21	22	22	23
Base	OP:	3	2									
	OT:	18	17	18	19	19	20	20	21	22	22	23
Orig	BA:	17	17	17	18	18	18	18	19	19	20	20
Pres	OP:	11	3									
	OT:	26	18	18	18	18	18	18	19	19	20	20
Reest -	BA:	0	0	-1	-1	-1	-2	-2	-2	-3	-2	-3
Mar15	OP:	0	0									
	OT:	0	0	-1	-1	-1	-2	-2	-2	-3	-2	-3
Reest -	BA:	0	0	0	0	0	0	0	0	0	0	0
Orig	OP:	-8	-1									
	OT:	-8	-1	-1	0	0	0	0	0	0	0	0



Sorted by FUNC, SFUN, TID, SUB
 (amounts in millions)

		2015	2016	2017	2018	2019	2020	2021	2022	2023	2024	2025
AGRICULTURE (350)												
012 0123 0 1 352 BA01 20 64 10 N												
Federal Fund												
Biodiesel Fuel Education												
Pres 16	BA:	1	1	1	1	0	0	0	0	0	0	0
Reest	OP:	0	0									
	OT:	1	1	1	1	0	0	0	0	0	0	0
Mar 15	BA:	1	1	1	1	0	0	0	0	0	0	0
Base	OP:	0	0									
	OT:	1	1	1	1	0	0	0	0	0	0	0
Orig	BA:	1	1	1	1	0	0	0	0	0	0	0
Pres	OP:	0	0									
	OT:	1	1	1	1	0	0	0	0	0	0	0
Reest -	BA:	0	0	0	0	0	0	0	0	0	0	0
Mar15	OP:	0	0									
	OT:	0	0	0	0	0	0	0	0	0	0	0
Reest -	BA:	0	0	0	0	0	0	0	0	0	0	0
Orig	OP:	0	0									
	OT:	0	0	0	0	0	0	0	0	0	0	0
Account Total for Office of the Chief Economist												
Pres 16	BA:	18	18	18	19	18	18	18	19	19	20	20
Reest	OP:	3	2									
	OT:	19	18	18	19	18	18	18	19	19	20	20
Mar 15	BA:	18	18	19	20	19	20	20	21	22	22	23
Base	OP:	3	2									
	OT:	19	18	19	20	19	20	20	21	22	22	23
Orig	BA:	18	18	18	19	18	18	18	19	19	20	20
Pres	OP:	11	3									
	OT:	27	19	19	19	18	18	18	19	19	20	20
Reest -	BA:	0	0	-1	-1	-1	-2	-2	-2	-3	-2	-3
Mar15	OP:	0	0									
	OT:	0	0	-1	-1	-1	-2	-2	-2	-3	-2	-3
Reest -	BA:	0	0	0	0	0	0	0	0	0	0	0
Orig	OP:	-8	-1									
	OT:	-8	-1	-1	0	0	0	0	0	0	0	0



Sorted by FUNC, SFUN, TID, SUB
 (amounts in millions)

		2015	2016	2017	2018	2019	2020	2021	2022	2023	2024	2025
AGRICULTURE (350)												
Office of Communications												
Office of Communications												
012 0150 0 1 352 AA01 AR AR 03 0												
Appropriation												
Pres 16	BA:	0	0	0	0	0	0	0	0	0	0	0
Reest	OP:	1	0									
	OT:	1	0	0	0	0	0	0	0	0	0	0
Mar 15	BA:	0	0	0	0	0	0	0	0	0	0	0
Base	OP:	1	0									
	OT:	1	0	0	0	0	0	0	0	0	0	0
Orig	BA:	0	0	0	0	0	0	0	0	0	0	0
Pres	OP:	0	0									
	OT:	0	0	0	0	0	0	0	0	0	0	0
Reest -	BA:	0	0	0	0	0	0	0	0	0	0	0
Mar15	OP:	0	0									
	OT:	0	0	0	0	0	0	0	0	0	0	0
Reest -	BA:	0	0	0	0	0	0	0	0	0	0	0
Orig	OP:	1	0									
	OT:	1	0	0	0	0	0	0	0	0	0	0




Sorted by FUNC, SFUN, TID, SUB
 (amounts in millions)

		2015	2016	2017	2018	2019	2020	2021	2022	2023	2024	2025
AGRICULTURE (350)												
National Institute of Food and Agriculture												
Extension activities												
012 0502 0 1 352 AA01 AR AR 03 0												
Appropriation												
Pres 16	BA:	472	0	0	0	0	0	0	0	0	0	0
Reest	OP:	155	156									
	OT:	467	156	0	0	0	0	0	0	0	0	0
Mar 15	BA:	472	479	488	498	509	520	530	542	553	565	576
Base	OP:	155	156									
	OT:	467	472	480	490	500	511	521	533	544	555	567
Orig	BA:	472	0	0	0	0	0	0	0	0	0	0
Pres	OP:	372	414									
	OT:	655	414	9	10	6	0	0	0	0	0	0
Reest -	BA:	0	-479	-488	-498	-509	-520	-530	-542	-553	-565	-576
Mar15	OP:	0	0									
	OT:	0	-316	-480	-490	-500	-511	-521	-533	-544	-555	-567
Reest -	BA:	0	0	0	0	0	0	0	0	0	0	0
Orig	OP:	-217	-258									
	OT:	-188	-258	-9	-10	-6	0	0	0	0	0	0



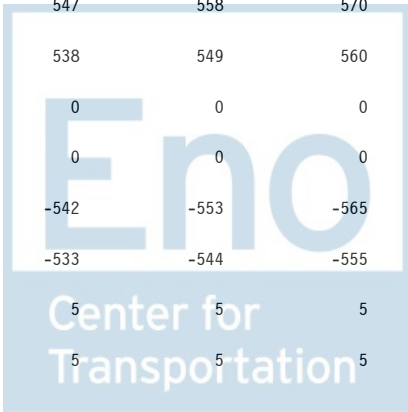
Sorted by FUNC, SFUN, TID, SUB
 (amounts in millions)

		2015	2016	2017	2018	2019	2020	2021	2022	2023	2024	2025
AGRICULTURE (350)												
012 0502 0 1 352 BA01 20 64 10 N												
Federal Fund												
Crop Insurance Act (Risk Management Education)												
Pres 16	BA:	5	5	5	5	5	5	5	5	5	5	5
Reest	OP:	0	0									
	OT:	5	5	5	5	5	5	5	5	5	5	5
Mar 15	BA:	5	5	5	5	5	5	5	5	5	5	5
Base	OP:	0	0									
	OT:	5	5	5	5	5	5	5	5	5	5	5
Orig	BA:	24	0	0	0	0	0	0	0	0	0	0
Pres	OP:	40	37									
	OT:	45	37	10	1	1	0	0	0	0	0	0
Reest -	BA:	0	0	0	0	0	0	0	0	0	0	0
Mar15	OP:	0	0									
	OT:	0	0	0	0	0	0	0	0	0	0	0
Reest -	BA:	-19	5	5	5	5	5	5	5	5	5	5
Orig	OP:	-40	-37									
	OT:	-40	-32	-5	4	4	5	5	5	5	5	5
012 0502 0 1 352 BA02 20 64 10 N												
Federal Fund												
Farm Bill (Beginning Farmer & Rancher Development)												
Pres 16	BA:	20	20	20	20	0	0	0	0	0	0	0
Reest	OP:	0	0									
	OT:	10	16	20	20	15	10	4	0	0	0	0
Mar 15	BA:	20	20	20	20	0	0	0	0	0	0	0
Base	OP:	0	0									
	OT:	10	16	20	20	15	10	4	0	0	0	0
Orig	BA:	0	0	0	0	0	0	0	0	0	0	0
Pres	OP:	0	0									
	OT:	0	0	0	0	0	0	0	0	0	0	0
Reest -	BA:	0	0	0	0	0	0	0	0	0	0	0
Mar15	OP:	0	0									
	OT:	0	0	0	0	0	0	0	0	0	0	0
Reest -	BA:	20	20	20	20	0	0	0	0	0	0	0
Orig	OP:	0	0									
	OT:	10	16	20	20	15	10	4	0	0	0	0



Sorted by FUNC, SFUN, TID, SUB
 (amounts in millions)

		2015	2016	2017	2018	2019	2020	2021	2022	2023	2024	2025
AGRICULTURE (350)												
012 0502 0 1 352 BS01 20 64 10 A												
Sequester												
Pres 16	BA:	-2	0	0	0	0	0	0	0	0	0	0
Reest	OP:	0	0									
	OT:	-2	0	0	0	0	0	0	0	0	0	0
Mar 15	BA:	-2	-2	0	0	0	0	0	0	0	0	0
Base	OP:	0	0									
	OT:	-2	-2	0	0	0	0	0	0	0	0	0
Orig	BA:	0	0	0	0	0	0	0	0	0	0	0
Pres	OP:	0	0									
	OT:	0	0	0	0	0	0	0	0	0	0	0
Reest -	BA:	0	2	0	0	0	0	0	0	0	0	0
Mar15	OP:	0	0									
	OT:	0	2	0	0	0	0	0	0	0	0	0
Reest -	BA:	-2	0	0	0	0	0	0	0	0	0	0
Orig	OP:	0	0									
	OT:	-2	0	0	0	0	0	0	0	0	0	0
Account Total for Extension activities												
Pres 16	BA:	495	25	25	25	5	5	5	5	5	5	5
Reest	OP:	155	156									
	OT:	480	177	25	25	20	15	9	5	5	5	5
Mar 15	BA:	495	502	513	523	514	525	535	547	558	570	581
Base	OP:	155	156									
	OT:	480	491	505	515	520	526	530	538	549	560	572
Orig	BA:	496	0	0	0	0	0	0	0	0	0	0
Pres	OP:	412	451									
	OT:	700	451	19	11	7	0	0	0	0	0	0
Reest -	BA:	0	-477	-488	-498	-509	-520	-530	-542	-553	-565	-576
Mar15	OP:	0	0									
	OT:	0	-314	-480	-490	-500	-511	-521	-533	-544	-555	-567
Reest -	BA:	-1	25	25	25	5	5	5	5	5	5	5
Orig	OP:	-257	-295									
	OT:	-220	-274	6	14	13	15	9	5	5	5	5




Sorted by FUNC, SFUN, TID, SUB
 (amounts in millions)

		2015	2016	2017	2018	2019	2020	2021	2022	2023	2024	2025
AGRICULTURE (350)												
Executive Operations												
Office of Budget and Program Analysis												
012 0503 0 1 352 AA01 AR AR 03 0												
Appropriation												
Pres 16	BA:	9	10	10	10	11	11	11	11	11	11	12
Reest	OP:	0	1									
	OT:	8	10	10	10	11	11	11	11	11	11	12
Mar 15	BA:	9	9	10	10	10	11	11	11	12	12	13
Base	OP:	0	1									
	OT:	8	9	10	10	10	11	11	11	12	12	13
Orig	BA:	9	10	10	10	11	11	11	11	11	11	12
Pres	OP:	0	0									
	OT:	9	10	10	10	11	11	11	11	11	11	12
Reest -	BA:	0	1	0	0	1	0	0	0	-1	-1	-1
Mar15	OP:	0	0									
	OT:	0	1	0	0	1	0	0	0	-1	-1	-1
Reest -	BA:	0	0	0	0	0	0	0	0	0	0	0
Orig	OP:	0	1									
	OT:	-1	0	0	0	0	0	0	0	0	0	0




Sorted by FUNC, SFUN, TID, SUB
 (amounts in millions)

		2015	2016	2017	2018	2019	2020	2021	2022	2023	2024	2025
AGRICULTURE (350)												
National Institute of Food and Agriculture												
National Institute of Food and Agriculture												
012 0520 0 1 352 AA01 AR AR 03												
Appropriation												
Pres 16	BA:	0	1,503	1,533	1,563	1,579	1,595	1,628	1,660	1,692	1,726	1,761
Reest	OP:	0	0									
	OT:	0	834	1,257	1,477	1,558	1,576	1,602	1,631	1,663	1,696	1,730
Mar 15	BA:	0	0	0	0	0	0	0	0	0	0	0
Base	OP:	0	0									
	OT:	0	0	0	0	0	0	0	0	0	0	0
Orig	BA:	0	1,503	1,533	1,563	1,579	1,595	1,628	1,660	1,692	1,726	1,761
Pres	OP:	0	0									
	OT:	0	797	1,219	1,425	1,563	1,582	1,608	1,637	1,668	1,701	1,735
Reest -	BA:	0	1,503	1,533	1,563	1,579	1,595	1,628	1,660	1,692	1,726	1,761
Mar15	OP:	0	0									
	OT:	0	834	1,257	1,477	1,558	1,576	1,602	1,631	1,663	1,696	1,730
Reest -	BA:	0	0	0	0	0	0	0	0	0	0	0
Orig	OP:	0	0									
	OT:	0	37	38	52	-5	-6	-6	-6	-5	-5	-5
012 0520 0 1 352 BA01 99 99 10												
Federal Fund												
Pres 16	BA:	0	0	0	0	0	0	0	0	0	0	0
Reest	OP:	0	0									
	OT:	0	0	0	0	0	0	0	0	0	0	0
Mar 15	BA:	0	0	0	0	0	0	0	0	0	0	0
Base	OP:	0	0									
	OT:	0	0	0	0	0	0	0	0	0	0	0
Orig	BA:	0	145	145	150	85	85	85	85	85	85	85
Pres	OP:	0	11									
	OT:	0	23	76	120	142	117	90	85	85	85	85
Reest -	BA:	0	0	0	0	0	0	0	0	0	0	0
Mar15	OP:	0	0									
	OT:	0	0	0	0	0	0	0	0	0	0	0
Reest -	BA:	0	-145	-145	-150	-85	-85	-85	-85	-85	-85	-85
Orig	OP:	0	-11									
	OT:	0	-23	-76	-120	-142	-117	-90	-85	-85	-85	-85



Sorted by FUNC, SFUN, TID, SUB
 (amounts in millions)

		2015	2016	2017	2018	2019	2020	2021	2022	2023	2024	2025
AGRICULTURE (350)												
Account Total for National Institute of Food and Agriculture												
Pres 16	BA:	0	1,503	1,533	1,563	1,579	1,595	1,628	1,660	1,692	1,726	1,761
Reest	OP:	0	0									
	OT:	0	834	1,257	1,477	1,558	1,576	1,602	1,631	1,663	1,696	1,730
Mar 15	BA:	0	0	0	0	0	0	0	0	0	0	0
Base	OP:	0	0									
	OT:	0	0	0	0	0	0	0	0	0	0	0
Orig	BA:	0	1,648	1,678	1,713	1,664	1,680	1,713	1,745	1,777	1,811	1,846
Pres	OP:	0	11									
	OT:	0	820	1,295	1,545	1,705	1,699	1,698	1,722	1,753	1,786	1,820
Reest -	BA:	0	1,503	1,533	1,563	1,579	1,595	1,628	1,660	1,692	1,726	1,761
Mar15	OP:	0	0									
	OT:	0	834	1,257	1,477	1,558	1,576	1,602	1,631	1,663	1,696	1,730
Reest -	BA:	0	-145	-145	-150	-85	-85	-85	-85	-85	-85	-85
Orig	OP:	0	-11									
	OT:	0	14	-38	-68	-147	-123	-96	-91	-90	-90	-90
Executive Operations												
National Appeals Division												
012 0706 0 1 352 AA01 AR AR 03 0												
Appropriation												
Pres 16	BA:	13	14	14	15	15	15	15	15	16	16	16
Reest	OP:	2	2									
	OT:	13	14	14	15	15	15	15	15	16	16	16
Mar 15	BA:	13	13	14	14	15	16	16	17	17	18	19
Base	OP:	2	2									
	OT:	13	13	14	14	15	16	16	17	17	18	19
Orig	BA:	13	14	14	15	15	15	15	15	16	16	16
Pres	OP:	3	3									
	OT:	13	14	14	15	15	15	15	15	16	16	16
Reest -	BA:	0	1	0	1	0	-1	-1	-2	-1	-2	-3
Mar15	OP:	0	0									
	OT:	0	1	0	1	0	-1	-1	-2	-1	-2	-3
Reest -	BA:	0	0	0	0	0	0	0	0	0	0	0
Orig	OP:	-1	-1									
	OT:	0	0	0	0	0	0	0	0	0	0	0



Sorted by FUNC, SFUN, TID, SUB
 (amounts in millions)

		2015	2016	2017	2018	2019	2020	2021	2022	2023	2024	2025
AGRICULTURE (350)												
Office of Inspector General												
Office of Inspector General												
012 0900 0 1 352 AA01 AR AR 03 0												
Appropriation												
Pres 16	BA:	95	99	101	103	104	105	107	109	112	114	116
Reest	OP:	4	10									
	OT:	90	99	101	103	104	105	107	109	112	114	116
Mar 15	BA:	95	98	102	106	110	114	118	123	127	132	136
Base	OP:	4	10									
	OT:	90	98	102	106	110	114	118	123	127	132	136
Orig	BA:	95	99	101	103	104	105	107	109	112	114	116
Pres	OP:	18	9									
	OT:	104	99	101	103	103	105	107	109	112	113	116
Reest -	BA:	0	1	-1	-3	-6	-9	-11	-14	-15	-18	-20
Mar15	OP:	0	0									
	OT:	0	1	-1	-3	-6	-9	-11	-14	-15	-18	-20
Reest -	BA:	0	0	0	0	0	0	0	0	0	0	0
Orig	OP:	-14	1									
	OT:	-14	0	0	0	1	0	0	0	0	1	0




Sorted by FUNC, SFUN, TID, SUB
 (amounts in millions)

		2015	2016	2017	2018	2019	2020	2021	2022	2023	2024	2025
AGRICULTURE (350)												
Agricultural Research Service												
Salaries and expenses												
012 1400 0 1 352 AA01 AR AR 03 0												
Appropriation												
Pres 16	BA:	1,133	1,192	1,216	1,241	1,253	1,265	1,290	1,316	1,343	1,369	1,396
Reest	OP:	189	237									
	OT:	1,050	1,143	1,171	1,197	1,211	1,224	1,245	1,270	1,295	1,321	1,347
Mar 15	BA:	1,133	1,167	1,204	1,246	1,290	1,334	1,380	1,427	1,475	1,524	1,575
Base	OP:	189	237									
	OT:	1,050	1,124	1,158	1,198	1,240	1,282	1,326	1,372	1,418	1,465	1,514
Orig	BA:	1,132	1,192	1,216	1,241	1,253	1,265	1,290	1,316	1,343	1,369	1,396
Pres	OP:	422	312									
	OT:	1,242	1,180	1,208	1,235	1,249	1,262	1,283	1,310	1,336	1,361	1,388
Reest -	BA:	0	25	12	-5	-37	-69	-90	-111	-132	-155	-179
Mar15	OP:	0	0									
	OT:	0	19	13	-1	-29	-58	-81	-102	-123	-144	-167
Reest -	BA:	1	0	0	0	0	0	0	0	0	0	0
Orig	OP:	-233	-75									
	OT:	-192	-37	-37	-38	-38	-38	-38	-40	-41	-40	-41



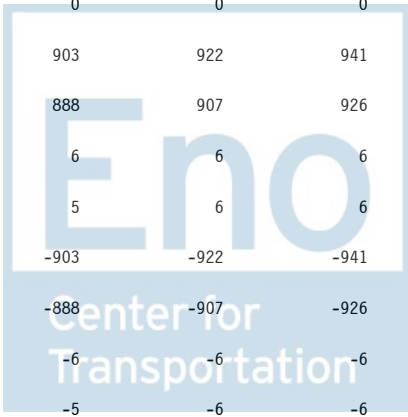
Sorted by FUNC, SFUN, TID, SUB
 (amounts in millions)

		2015	2016	2017	2018	2019	2020	2021	2022	2023	2024	2025
AGRICULTURE (350)												
Buildings and facilities												
012 1401 0 1 352 AA01 AR AR 03 0												
Appropriation												
Pres 16	BA:	45	206	210	215	217	219	223	228	232	237	242
Reest	OP:	2	24									
	OT:	7	45	137	175	213	215	218	222	226	230	235
Mar 15	BA:	45	46	46	47	48	49	50	51	52	54	55
Base	OP:	2	24									
	OT:	7	29	36	46	47	48	49	50	51	52	53
Orig	BA:	43	206	210	215	217	219	223	228	232	237	242
Pres	OP:	7	7									
	OT:	9	17	62	146	199	213	216	219	223	227	231
Reest -	BA:	0	160	164	168	169	170	173	177	180	183	187
Mar15	OP:	0	0									
	OT:	0	16	101	129	166	167	169	172	175	178	182
Reest -	BA:	2	0	0	0	0	0	0	0	0	0	0
Orig	OP:	-5	17									
	OT:	-2	28	75	29	14	2	2	3	3	3	4
012 1401 0 1 352 IA01 AR AR 03 0												
Rescission												
Pres 16	BA:	-2	0	0	0	0	0	0	0	0	0	0
Reest	OP:	0	-1									
	OT:	0	-1	0	0	0	0	0	0	0	0	0
Mar 15	BA:	-2	-2	-2	-2	-2	-2	-2	-2	-2	-2	-2
Base	OP:	0	-1									
	OT:	0	-1	-2	-2	-2	-2	-2	-2	-2	-2	-2
Orig	BA:	0	0	0	0	0	0	0	0	0	0	0
Pres	OP:	0	0									
	OT:	0	0	0	0	0	0	0	0	0	0	0
Reest -	BA:	0	2	2	2	2	2	2	2	2	2	2
Mar15	OP:	0	0									
	OT:	0	0	2	2	2	2	2	2	2	2	2
Reest -	BA:	-2	0	0	0	0	0	0	0	0	0	0
Orig	OP:	0	-1									
	OT:	0	-1	0	0	0	0	0	0	0	0	0



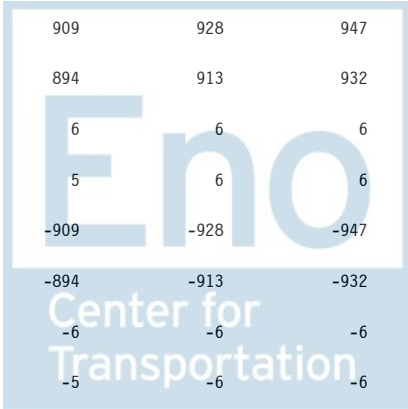
Sorted by FUNC, SFUN, TID, SUB
 (amounts in millions)

		2015	2016	2017	2018	2019	2020	2021	2022	2023	2024	2025
AGRICULTURE (350)												
Account Total for Buildings and facilities												
Pres 16	BA:	43	206	210	215	217	219	223	228	232	237	242
Reest	OP:	2	23									
	OT:	7	44	137	175	213	215	218	222	226	230	235
Mar 15	BA:	43	44	44	45	46	47	48	49	50	52	53
Base	OP:	2	23									
	OT:	7	28	34	44	45	46	47	48	49	50	51
Orig	BA:	43	206	210	215	217	219	223	228	232	237	242
Pres	OP:	7	7									
	OT:	9	17	62	146	199	213	216	219	223	227	231
Reest -	BA:	0	162	166	170	171	172	175	179	182	185	189
Mar15	OP:	0	0									
	OT:	0	16	103	131	168	169	171	174	177	180	184
Reest -	BA:	0	0	0	0	0	0	0	0	0	0	0
Orig	OP:	-5	16									
	OT:	-2	27	75	29	14	2	2	3	3	3	4
National Institute of Food and Agriculture												
Research and education activities												
012 1500 0 1 352 AA01 AR AR 03 0												
Appropriation												
Pres 16	BA:	787	0	0	0	0	0	0	0	0	0	0
Reest	OP:	314	378									
	OT:	715	378	200	43	0	0	0	0	0	0	0
Mar 15	BA:	787	799	814	831	848	866	884	903	922	941	961
Base	OP:	314	378									
	OT:	715	785	803	818	835	852	870	888	907	926	945
Orig	BA:	792	5	5	5	5	5	5	6	6	6	6
Pres	OP:	677	454						5	6	6	6
	OT:	1,083	457	368	215	5	5	5	5	6	6	6
Reest -	BA:	0	-799	-814	-831	-848	-866	-884	-903	-922	-941	-961
Mar15	OP:	0	0									
	OT:	0	-407	-603	-775	-835	-852	-870	-888	-907	-926	-945
Reest -	BA:	-5	-5	-5	-5	-5	-5	-5	-6	-6	-6	-6
Orig	OP:	-363	-76						-5	-6	-6	-6
	OT:	-368	-79	-168	-172	-5	-5	-5	-5	-6	-6	-6



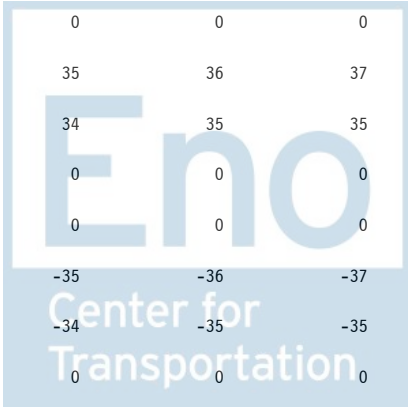
Sorted by FUNC, SFUN, TID, SUB
 (amounts in millions)

		2015	2016	2017	2018	2019	2020	2021	2022	2023	2024	2025
AGRICULTURE (350)												
012 1500 0 1 352 BA02 AR AR 03 0												
Federal Fund												
Native American College Fund Endowment												
Pres 16	BA:	5	5	0	0	0	0	0	0	0	0	0
Reest	OP:	0	0									
	OT:	5	5	0	0	0	0	0	0	0	0	0
Mar 15	BA:	5	5	5	5	5	6	6	6	6	6	6
Base	OP:	0	0									
	OT:	5	5	5	5	5	6	6	6	6	6	6
Orig	BA:	0	0	0	0	0	0	0	0	0	0	0
Pres	OP:	0	0									
	OT:	0	0	0	0	0	0	0	0	0	0	0
Reest -	BA:	0	0	-5	-5	-5	-6	-6	-6	-6	-6	-6
Mar15	OP:	0	0									
	OT:	0	0	-5	-5	-5	-6	-6	-6	-6	-6	-6
Reest -	BA:	5	5	0	0	0	0	0	0	0	0	0
Orig	OP:	0	0									
	OT:	5	5	0	0	0	0	0	0	0	0	0
Account Total for Research and education activities												
Pres 16	BA:	792	5	0	0	0	0	0	0	0	0	0
Reest	OP:	314	378									
	OT:	720	383	200	43	0	0	0	0	0	0	0
Mar 15	BA:	792	804	819	836	853	872	890	909	928	947	967
Base	OP:	314	378									
	OT:	720	790	808	823	840	858	876	894	913	932	951
Orig	BA:	792	5	5	5	5	5	5	6	6	6	6
Pres	OP:	677	454						5	6	6	6
	OT:	1,083	457	368	215	5	5	5	5	6	6	6
Reest -	BA:	0	-799	-819	-836	-853	-872	-890	-909	-928	-947	-967
Mar15	OP:	0	0									
	OT:	0	-407	-608	-780	-840	-858	-876	-894	-913	-932	-951
Reest -	BA:	0	0	-5	-5	-5	-5	-5	-6	-6	-6	-6
Orig	OP:	-363	-76						-5	-6	-6	-6
	OT:	-363	-74	-168	-172	-5	-5	-5	-5	-6	-6	-6



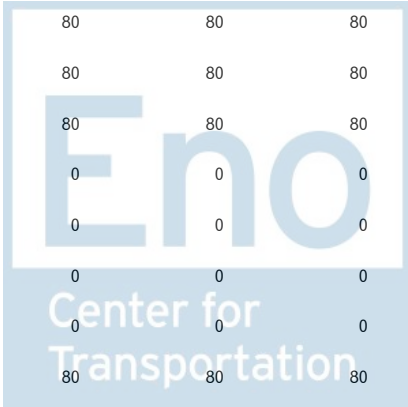
Sorted by FUNC, SFUN, TID, SUB
 (amounts in millions)

		2015	2016	2017	2018	2019	2020	2021	2022	2023	2024	2025
AGRICULTURE (350)												
Buildings and facilities												
012 1501 0 1 352 AA01 AR AR 03 N												
Appropriation												
Pres 16	BA:	0	0	0	0	0	0	0	0	0	0	0
Reest	OP:	1	0									
	OT:	1	0	0	0	0	0	0	0	0	0	0
Mar 15	BA:	0	0	0	0	0	0	0	0	0	0	0
Base	OP:	1	0									
	OT:	1	0	0	0	0	0	0	0	0	0	0
Orig	BA:	0	0	0	0	0	0	0	0	0	0	0
Pres	OP:	1	2									
	OT:	1	2	0	0	0	0	0	0	0	0	0
Reest -	BA:	0	0	0	0	0	0	0	0	0	0	0
Mar15	OP:	0	0									
	OT:	0	0	0	0	0	0	0	0	0	0	0
Reest -	BA:	0	0	0	0	0	0	0	0	0	0	0
Orig	OP:	0	-2									
	OT:	0	-2	0	0	0	0	0	0	0	0	0
Integrated activities												
012 1502 0 1 352 AA01 AR AR 03 0												
Appropriation												
Pres 16	BA:	31	0	0	0	0	0	0	0	0	0	0
Reest	OP:	25	26									
	OT:	28	26	18	10	3	0	0	0	0	0	0
Mar 15	BA:	31	31	32	33	33	34	35	35	36	37	38
Base	OP:	25	26									
	OT:	28	29	31	32	32	33	33	34	35	35	36
Orig	BA:	31	0	0	0	0	0	0	0	0	0	0
Pres	OP:	34	42									
	OT:	39	42	31	10	0	0	0	0	0	0	0
Reest -	BA:	0	-31	-32	-33	-33	-34	-35	-35	-36	-37	-38
Mar15	OP:	0	0									
	OT:	0	-3	-13	-22	-29	-33	-33	-34	-35	-35	-36
Reest -	BA:	0	0	0	0	0	0	0	0	0	0	0
Orig	OP:	-9	-16									
	OT:	-11	-16	-13	0	3	0	0	0	0	0	0



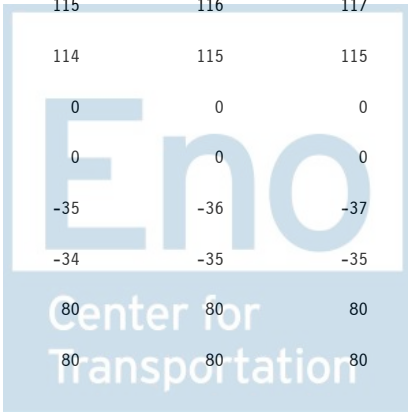
Sorted by FUNC, SFUN, TID, SUB
 (amounts in millions)

		2015	2016	2017	2018	2019	2020	2021	2022	2023	2024	2025
AGRICULTURE (350)												
012 1502 0 1 352 BA01 20 64 10 N												
Federal Fund												
Farm Bill (Organic Research and Extension Initiative)												
Pres 16	BA:	20	20	20	20	0	0	0	0	0	0	0
Reest	OP:	0	0									
	OT:	19	20	20	20	10	4	0	0	0	0	0
Mar 15	BA:	20	20	20	20	0	0	0	0	0	0	0
Base	OP:	0	0									
	OT:	19	20	20	20	10	4	0	0	0	0	0
Orig	BA:	93	0	0	0	0	0	0	0	0	0	0
Pres	OP:	60	83									
	OT:	65	83	58	30	0	0	0	0	0	0	0
Reest -	BA:	0	0	0	0	0	0	0	0	0	0	0
Mar15	OP:	0	0									
	OT:	0	0	0	0	0	0	0	0	0	0	0
Reest -	BA:	-73	20	20	20	0	0	0	0	0	0	0
Orig	OP:	-60	-83									
	OT:	-46	-63	-38	-10	10	4	0	0	0	0	0
012 1502 0 1 352 BA02 20 64 10 N												
Federal Fund												
Farm Bill (Specialty Crop Research)												
Pres 16	BA:	80	80	80	80	80	80	80	80	80	80	80
Reest	OP:	0	0									
	OT:	50	80	80	80	88	85	80	80	80	80	80
Mar 15	BA:	80	80	80	80	80	80	80	80	80	80	80
Base	OP:	0	0									
	OT:	50	80	80	80	88	85	80	80	80	80	80
Orig	BA:	0	0	0	0	0	0	0	0	0	0	0
Pres	OP:	0	0									
	OT:	0	0	0	0	0	0	0	0	0	0	0
Reest -	BA:	0	0	0	0	0	0	0	0	0	0	0
Mar15	OP:	0	0									
	OT:	0	0	0	0	0	0	0	0	0	0	0
Reest -	BA:	80	80	80	80	80	80	80	80	80	80	80
Orig	OP:	0	0									
	OT:	50	80	80	80	88	85	80	80	80	80	80




Sorted by FUNC, SFUN, TID, SUB
 (amounts in millions)

		2015	2016	2017	2018	2019	2020	2021	2022	2023	2024	2025
AGRICULTURE (350)												
012 1502 0 1 352 BS01 20 64 10 A												
Sequester												
Pres 16	BA:	-7	0	0	0	0	0	0	0	0	0	0
Reest	OP:	0	0									
	OT:	-7	0	0	0	0	0	0	0	0	0	0
Mar 15	BA:	-7	-7	0	0	0	0	0	0	0	0	0
Base	OP:	0	0									
	OT:	-7	-7	0	0	0	0	0	0	0	0	0
Orig	BA:	0	0	0	0	0	0	0	0	0	0	0
Pres	OP:	0	0									
	OT:	0	0	0	0	0	0	0	0	0	0	0
Reest -	BA:	0	7	0	0	0	0	0	0	0	0	0
Mar15	OP:	0	0									
	OT:	0	7	0	0	0	0	0	0	0	0	0
Reest -	BA:	-7	0	0	0	0	0	0	0	0	0	0
Orig	OP:	0	0									
	OT:	-7	0	0	0	0	0	0	0	0	0	0
Account Total for Integrated activities												
Pres 16	BA:	124	100	100	100	80	80	80	80	80	80	80
Reest	OP:	25	26									
	OT:	90	126	118	110	101	89	80	80	80	80	80
Mar 15	BA:	124	124	132	133	113	114	115	115	116	117	118
Base	OP:	25	26									
	OT:	90	122	131	132	130	122	113	114	115	115	116
Orig	BA:	124	0	0	0	0	0	0	0	0	0	0
Pres	OP:	94	125									
	OT:	104	125	89	40	0	0	0	0	0	0	0
Reest -	BA:	0	-24	-32	-33	-33	-34	-35	-35	-36	-37	-38
Mar15	OP:	0	0									
	OT:	0	4	-13	-22	-29	-33	-33	-34	-35	-35	-36
Reest -	BA:	0	100	100	100	80	80	80	80	80	80	80
Orig	OP:	-69	-99									
	OT:	-14	1	29	70	101	89	80	80	80	80	80



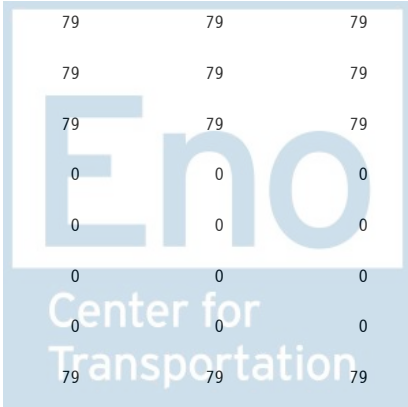
Sorted by FUNC, SFUN, TID, SUB
 (amounts in millions)

		2015	2016	2017	2018	2019	2020	2021	2022	2023	2024	2025
AGRICULTURE (350)												
Animal and Plant Health Inspection Service												
Salaries and expenses												
012 1600 0 1 352 AA01 AR AR 03 0												
Appropriation												
Pres 16	BA:	871	856	873	891	899	908	927	945	964	983	1,003
Reest	OP:	107	145									
	OT:	833	859	870	888	898	907	924	942	961	980	1,000
Mar 15	BA:	871	895	921	952	983	1,014	1,047	1,081	1,115	1,150	1,186
Base	OP:	107	145									
	OT:	833	891	917	947	978	1,009	1,042	1,075	1,109	1,144	1,180
Orig	BA:	871	856	873	891	899	908	927	945	964	983	1,003
Pres	OP:	234	201									
	OT:	974	929	870	888	898	907	924	942	961	981	1,000
Reest -	BA:	0	-39	-48	-61	-84	-106	-120	-136	-151	-167	-183
Mar15	OP:	0	0									
	OT:	0	-32	-47	-59	-80	-102	-118	-133	-148	-164	-180
Reest -	BA:	0	0	0	0	0	0	0	0	0	0	0
Orig	OP:	-127	-56									
	OT:	-141	-70	0	0	0	0	0	0	0	-1	0
012 1600 0 1 352 AA02 AR AR 03 0												
Appropriation												
Pres 16	BA:	0	0	0	0	0	0	0	0	0	0	0
Reest	OP:	3	0									
	OT:	3	0	0	0	0	0	0	0	0	0	0
Mar 15	BA:	0	0	0	0	0	0	0	0	0	0	0
Base	OP:	3	0									
	OT:	3	0	0	0	0	0	0	0	0	0	0
Orig	BA:	0	0	0	0	0	0	0	0	0	0	0
Pres	OP:	0	0									
	OT:	0	0	0	0	0	0	0	0	0	0	0
Reest -	BA:	0	0	0	0	0	0	0	0	0	0	0
Mar15	OP:	0	0									
	OT:	0	0	0	0	0	0	0	0	0	0	0
Reest -	BA:	0	0	0	0	0	0	0	0	0	0	0
Orig	OP:	3	0									
	OT:	3	0	0	0	0	0	0	0	0	0	0




Sorted by FUNC, SFUN, TID, SUB
 (amounts in millions)

		2015	2016	2017	2018	2019	2020	2021	2022	2023	2024	2025
AGRICULTURE (350)												
012 1600 0 1 352 BA01 20 64 10 A												
Federal Fund												
AQI												
Pres 16	BA:	253	295	322	338	343	347	352	357	361	365	371
Reest	OP:	36	42									
	OT:	199	288	318	335	342	346	351	356	360	364	370
Mar 15	BA:	253	295	322	338	343	347	352	357	361	365	371
Base	OP:	36	42									
	OT:	199	288	318	335	342	346	351	356	360	364	370
Orig	BA:	253	295	322	338	343	347	352	357	361	366	371
Pres	OP:	74	53									
	OT:	323	295	321	330	343	346	352	357	361	365	371
Reest -	BA:	0	0	0	0	0	0	0	0	0	0	0
Mar15	OP:	0	0									
	OT:	0	0	0	0	0	0	0	0	0	0	0
Reest -	BA:	0	0	0	0	0	0	0	0	0	-1	0
Orig	OP:	-38	-11									
	OT:	-124	-7	-3	5	-1	0	-1	-1	-1	-1	-1
012 1600 0 1 352 BA02 20 64 10 N												
Federal Fund												
Farm Bill (Plant Pest & Disease Mgt + National Clean Plant Network)												
Pres 16	BA:	66	66	66	79	79	79	79	79	79	79	79
Reest	OP:	0	0									
	OT:	60	62	64	69	74	76	77	79	79	79	79
Mar 15	BA:	66	66	66	79	79	79	79	79	79	79	79
Base	OP:	0	0									
	OT:	60	62	64	69	74	76	77	79	79	79	79
Orig	BA:	0	0	0	0	0	0	0	0	0	0	0
Pres	OP:	0	0									
	OT:	0	0	0	0	0	0	0	0	0	0	0
Reest -	BA:	0	0	0	0	0	0	0	0	0	0	0
Mar15	OP:	0	0									
	OT:	0	0	0	0	0	0	0	0	0	0	0
Reest -	BA:	66	66	66	79	79	79	79	79	79	79	79
Orig	OP:	0	0									
	OT:	60	62	64	69	74	76	77	79	79	79	79



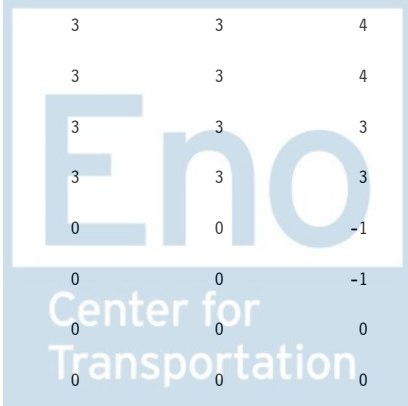
Sorted by FUNC, SFUN, TID, SUB
 (amounts in millions)

		2015	2016	2017	2018	2019	2020	2021	2022	2023	2024	2025
AGRICULTURE (350)												
012 1600 0 1 352 BA03 20 64 10 N												
Federal Fund												
Emergency Transfers from CCC												
Pres 16	BA:	20	20	25	25	25	25	25	25	25	25	25
Reest	OP:	0	0									
	OT:	20	20	25	25	25	25	25	25	25	25	25
Mar 15	BA:	20	20	25	25	25	25	25	25	25	25	25
Base	OP:	0	0									
	OT:	20	20	25	25	25	25	25	25	25	25	25
Orig	BA:	0	0	0	0	0	0	0	0	0	0	0
Pres	OP:	0	0									
	OT:	0	0	0	0	0	0	0	0	0	0	0
Reest -	BA:	0	0	0	0	0	0	0	0	0	0	0
Mar15	OP:	0	0									
	OT:	0	0	0	0	0	0	0	0	0	0	0
Reest -	BA:	20	20	25	25	25	25	25	25	25	25	25
Orig	OP:	0	0									
	OT:	20	20	25	25	25	25	25	25	25	25	25
012 1600 0 1 352 BS01 20 64 10 A												
Sequester												
Pres 16	BA:	-21	0	0	0	0	0	0	0	0	0	0
Reest	OP:	-4	-4									
	OT:	-21	-4	0	0	0	0	0	0	0	0	0
Mar 15	BA:	-21	-20	0	0	0	0	0	0	0	0	0
Base	OP:	-4	-4									
	OT:	-21	-20	-4	0	0	0	0	0	0	0	0
Orig	BA:	0	0	0	0	0	0	0	0	0	0	0
Pres	OP:	0	0									
	OT:	0	0	0	0	0	0	0	0	0	0	0
Reest -	BA:	0	20	0	0	0	0	0	0	0	0	0
Mar15	OP:	0	0									
	OT:	0	16	4	0	0	0	0	0	0	0	0
Reest -	BA:	-21	0	0	0	0	0	0	0	0	0	0
Orig	OP:	-4	-4									
	OT:	-21	-4	0	0	0	0	0	0	0	0	0



Sorted by FUNC, SFUN, TID, SUB
 (amounts in millions)

		2015	2016	2017	2018	2019	2020	2021	2022	2023	2024	2025
AGRICULTURE (350)												
Account Total for Salaries and expenses												
Pres 16	BA:	1,189	1,237	1,286	1,333	1,346	1,359	1,383	1,406	1,429	1,452	1,478
Reest	OP:	142	183									
	OT:	1,094	1,225	1,277	1,317	1,339	1,354	1,377	1,402	1,425	1,448	1,474
Mar 15	BA:	1,189	1,256	1,334	1,394	1,430	1,465	1,503	1,542	1,580	1,619	1,661
Base	OP:	142	183									
	OT:	1,094	1,241	1,320	1,376	1,419	1,456	1,495	1,535	1,573	1,612	1,654
Orig	BA:	1,124	1,151	1,195	1,229	1,242	1,255	1,279	1,302	1,325	1,349	1,374
Pres	OP:	308	254									
	OT:	1,297	1,224	1,191	1,218	1,241	1,253	1,276	1,299	1,322	1,346	1,371
Reest -	BA:	0	-19	-48	-61	-84	-106	-120	-136	-151	-167	-183
Mar15	OP:	0	0									
	OT:	0	-16	-43	-59	-80	-102	-118	-133	-148	-164	-180
Reest -	BA:	65	86	91	104	104	104	104	104	104	103	104
Orig	OP:	-166	-71									
	OT:	-203	1	86	99	98	101	101	103	103	102	103
Buildings and facilities												
012 1601 0 1 352 AA01 AR AR 03 0												
Appropriation												
Pres 16	BA:	3	3	3	3	3	3	3	3	3	3	4
Reest	OP:	1	1									
	OT:	3	3	3	3	3	3	3	3	3	3	4
Mar 15	BA:	3	3	3	3	3	3	3	3	3	4	4
Base	OP:	1	1									
	OT:	3	3	3	3	3	3	3	3	3	4	4
Orig	BA:	3	3	3	3	3	3	3	3	3	3	4
Pres	OP:	5	2									
	OT:	6	3	3	3	3	3	3	3	3	3	3
Reest -	BA:	0	0	0	0	0	0	0	0	0	-1	0
Mar15	OP:	0	0									
	OT:	0	0	0	0	0	0	0	0	0	-1	0
Reest -	BA:	0	0	0	0	0	0	0	0	0	0	0
Orig	OP:	-4	-1									
	OT:	-3	0	0	0	0	0	0	0	0	0	1




Sorted by FUNC, SFUN, TID, SUB
 (amounts in millions)

		2015	2016	2017	2018	2019	2020	2021	2022	2023	2024	2025
AGRICULTURE (350)												
Economic Research Service												
Economic Research Service												
012 1701 0 1 352 AA01 AR AR 03 0												
Appropriation												
Pres 16	BA:	85	86	88	89	90	91	93	95	97	99	101
Reest	OP:	16	17									
	OT:	84	86	88	89	90	91	93	95	97	99	101
Mar 15	BA:	85	88	90	94	97	100	104	107	111	115	118
Base	OP:	16	17									
	OT:	84	87	89	93	96	99	103	106	110	114	117
Orig	BA:	85	86	88	89	90	91	93	95	97	99	101
Pres	OP:	26	17									
	OT:	94	86	88	88	90	91	93	94	97	98	100
Reest -	BA:	0	-2	-2	-5	-7	-9	-11	-12	-14	-16	-17
Mar15	OP:	0	0									
	OT:	0	-1	-1	-4	-6	-8	-10	-11	-13	-15	-16
Reest -	BA:	0	0	0	0	0	0	0	0	0	0	0
Orig	OP:	-10	0									
	OT:	-10	0	0	1	0	0	0	1	0	1	1



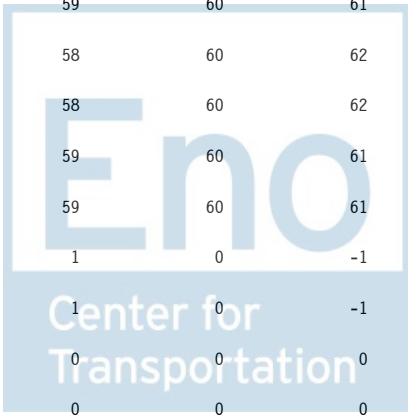
Sorted by FUNC, SFUN, TID, SUB
 (amounts in millions)

		2015	2016	2017	2018	2019	2020	2021	2022	2023	2024	2025
AGRICULTURE (350)												
National Agricultural Statistics Service												
National Agricultural Statistics Service												
012 1801 0 1 352 AA01 AR AR 03 0												
Appropriation												
Pres 16	BA:	172	180	185	187	189	192	195	200	203	208	211
Reest	OP:	21	23									
	OT:	171	180	184	187	189	192	195	199	203	207	211
Mar 15	BA:	172	177	183	189	196	203	209	217	224	231	239
Base	OP:	21	23									
	OT:	171	177	182	188	195	202	208	216	223	230	238
Orig	BA:	172	180	185	187	189	192	195	200	203	208	211
Pres	OP:	44	18									
	OT:	197	178	185	186	189	192	195	199	203	207	211
Reest -	BA:	0	3	2	-2	-7	-11	-14	-17	-21	-23	-28
Mar15	OP:	0	0									
	OT:	0	3	2	-1	-6	-10	-13	-17	-20	-23	-27
Reest -	BA:	0	0	0	0	0	0	0	0	0	0	0
Orig	OP:	-23	5									
	OT:	-26	2	-1	1	0	0	0	0	0	0	0
012 1801 0 1 352 AA03 AR AR 10												
Appropriation												
Pres 16	BA:	0	0	0	0	0	0	0	0	0	0	0
Reest	OP:	0	0									
	OT:	0	0	0	0	0	0	0	0	0	0	0
Mar 15	BA:	0	0	0	0	0	0	0	0	0	0	0
Base	OP:	0	0									
	OT:	0	0	0	0	0	0	0	0	0	0	0
Orig	BA:	0	0	0	0	0	0	0	0	0	0	0
Pres	OP:	1	0									
	OT:	1	0	0	0	0	0	0	0	0	0	0
Reest -	BA:	0	0	0	0	0	0	0	0	0	0	0
Mar15	OP:	0	0									
	OT:	0	0	0	0	0	0	0	0	0	0	0
Reest -	BA:	0	0	0	0	0	0	0	0	0	0	0
Orig	OP:	-1	0									
	OT:	-1	0	0	0	0	0	0	0	0	0	0



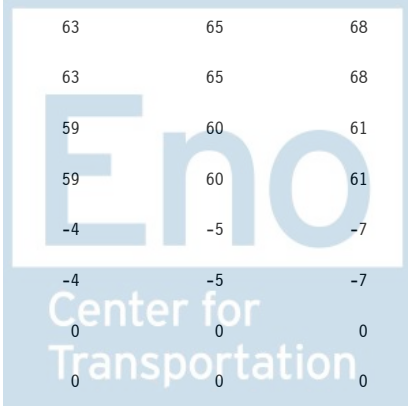
Sorted by FUNC, SFUN, TID, SUB
 (amounts in millions)

		2015	2016	2017	2018	2019	2020	2021	2022	2023	2024	2025
AGRICULTURE (350)												
Account Total for National Agricultural Statistics Service												
Pres 16	BA:	172	180	185	187	189	192	195	200	203	208	211
Reest	OP:	21	23									
	OT:	171	180	184	187	189	192	195	199	203	207	211
Mar 15	BA:	172	177	183	189	196	203	209	217	224	231	239
Base	OP:	21	23									
	OT:	171	177	182	188	195	202	208	216	223	230	238
Orig	BA:	172	180	185	187	189	192	195	200	203	208	211
Pres	OP:	45	18									
	OT:	198	178	185	186	189	192	195	199	203	207	211
Reest -	BA:	0	3	2	-2	-7	-11	-14	-17	-21	-23	-28
Mar15	OP:	0	0									
	OT:	0	3	2	-1	-6	-10	-13	-17	-20	-23	-27
Reest -	BA:	0	0	0	0	0	0	0	0	0	0	0
Orig	OP:	-24	5									
	OT:	-27	2	-1	1	0	0	0	0	0	0	0
Office of the General Counsel												
Office of the General Counsel												
012 2300 0 1 352 AA01 AR AR 03 0												
Appropriation												
Pres 16	BA:	44	48	54	55	56	56	57	59	60	61	62
Reest	OP:	0	2									
	OT:	42	48	54	55	56	56	57	59	60	61	62
Mar 15	BA:	44	46	47	49	51	53	56	58	60	62	65
Base	OP:	0	2									
	OT:	42	46	47	49	51	53	56	58	60	62	65
Orig	BA:	48	53	54	55	56	56	57	59	60	61	62
Pres	OP:	6	3									
	OT:	51	53	54	55	56	56	57	59	60	61	62
Reest -	BA:	0	2	7	6	5	3	1	1	0	-1	-3
Mar15	OP:	0	0									
	OT:	0	2	7	6	5	3	1	1	0	-1	-3
Reest -	BA:	-4	-5	0	0	0	0	0	0	0	0	0
Orig	OP:	-6	-1									
	OT:	-9	-5	0	0	0	0	0	0	0	0	0



Sorted by FUNC, SFUN, TID, SUB
 (amounts in millions)

		2015	2016	2017	2018	2019	2020	2021	2022	2023	2024	2025
AGRICULTURE (350)												
012 2300 0 1 352 AA02 AR AR 03 0												
Appropriation												
Office of Ethics												
Pres 16	BA:	4	5	0	0	0	0	0	0	0	0	0
Reest	OP:	0	0									
	OT:	4	5	0	0	0	0	0	0	0	0	0
Mar 15	BA:	4	4	4	4	5	5	5	5	5	6	6
Base	OP:	0	0									
	OT:	4	4	4	4	5	5	5	5	5	6	6
Orig	BA:	0	0	0	0	0	0	0	0	0	0	0
Pres	OP:	0	0									
	OT:	0	0	0	0	0	0	0	0	0	0	0
Reest -	BA:	0	1	-4	-4	-5	-5	-5	-5	-5	-6	-6
Mar15	OP:	0	0									
	OT:	0	1	-4	-4	-5	-5	-5	-5	-5	-6	-6
Reest -	BA:	4	5	0	0	0	0	0	0	0	0	0
Orig	OP:	0	0									
	OT:	4	5	0	0	0	0	0	0	0	0	0
Account Total for Office of the General Counsel												
Pres 16	BA:	48	53	54	55	56	56	57	59	60	61	62
Reest	OP:	0	2									
	OT:	46	53	54	55	56	56	57	59	60	61	62
Mar 15	BA:	48	50	51	53	56	58	61	63	65	68	71
Base	OP:	0	2									
	OT:	46	50	51	53	56	58	61	63	65	68	71
Orig	BA:	48	53	54	55	56	56	57	59	60	61	62
Pres	OP:	6	3									
	OT:	51	53	54	55	56	56	57	59	60	61	62
Reest -	BA:	0	3	3	2	0	-2	-4	-4	-5	-7	-9
Mar15	OP:	0	0									
	OT:	0	3	3	2	0	-2	-4	-4	-5	-7	-9
Reest -	BA:	0	0	0	0	0	0	0	0	0	0	0
Orig	OP:	-6	-1									
	OT:	-5	0	0	0	0	0	0	0	0	0	0



Sorted by FUNC, SFUN, TID, SUB
 (amounts in millions)

		2015	2016	2017	2018	2019	2020	2021	2022	2023	2024	2025
AGRICULTURE (350)												
Grain Inspection, Packers and Stockyards Administration												
Salaries and expenses												
012 2400 0 1 352 AA01 AR AR 03 0												
Appropriation												
Pres 16	BA:	43	44	45	46	46	47	48	49	50	51	52
Reest	OP:	5	5									
	OT:	43	44	45	46	46	47	48	49	50	51	52
Mar 15	BA:	43	44	46	47	49	51	53	55	56	58	60
Base	OP:	5	5									
	OT:	43	44	46	47	49	51	53	55	56	58	60
Orig	BA:	43	44	45	46	46	47	48	49	50	51	52
Pres	OP:	7	7									
	OT:	43	43	45	46	46	47	48	49	49	51	52
Reest -	BA:	0	0	-1	-1	-3	-4	-5	-6	-6	-7	-8
Mar15	OP:	0	0									
	OT:	0	0	-1	-1	-3	-4	-5	-6	-6	-7	-8
Reest -	BA:	0	0	0	0	0	0	0	0	0	0	0
Orig	OP:	-2	-2									
	OT:	0	1	0	0	0	0	0	0	1	0	0




Sorted by FUNC, SFUN, TID, SUB
 (amounts in millions)

		2015	2016	2017	2018	2019	2020	2021	2022	2023	2024	2025
AGRICULTURE (350)												
Agricultural Marketing Service												
Marketing services												
012 2500 0 1 352 AA01 AR AR 03 0												
Appropriation												
Pres 16	BA:	81	83	85	87	87	88	90	93	92	95	97
Reest	OP:	30	45									
	OT:	66	82	84	86	87	87	89	91	93	93	96
Mar 15	BA:	81	83	86	89	92	95	98	101	104	108	111
Base	OP:	30	45									
	OT:	66	82	84	87	90	93	96	99	102	106	109
Orig	BA:	81	83	85	87	87	88	90	93	92	95	97
Pres	OP:	17	13									
	OT:	89	86	88	90	90	90	90	93	92	95	97
Reest -	BA:	0	0	-1	-2	-5	-7	-8	-8	-12	-13	-14
Mar15	OP:	0	0									
	OT:	0	0	0	-1	-3	-6	-7	-8	-9	-13	-13
Reest -	BA:	0	0	0	0	0	0	0	0	0	0	0
Orig	OP:	13	32									
	OT:	-23	-4	-4	-4	-3	-3	-1	-2	1	-2	-1




Sorted by FUNC, SFUN, TID, SUB
 (amounts in millions)

		2015	2016	2017	2018	2019	2020	2021	2022	2023	2024	2025
AGRICULTURE (350)												
012 2500 0 1 352 BA01 20 64 10 N												
Federal Fund												
Farm Bill (Frmrs' Market/Orgnc Ag/Orgnc Promo Order/Xmas Tree/Sheep Mkt Order)												
Pres 16	BA:	32	36	36	37	7	10	10	16	16	16	16
Reest	OP:	0	0									
	OT:	30	36	38	39	7	9	10	13	14	15	16
Mar 15	BA:	32	36	36	37	7	10	10	16	16	16	16
Base	OP:	0	0									
	OT:	30	36	38	39	7	9	10	13	14	15	16
Orig	BA:	28	30	30	30	0	0	0	0	0	0	0
Pres	OP:	14	22									
	OT:	14	22	32	30	30	18	10	0	0	0	0
Reest -	BA:	0	0	0	0	0	0	0	0	0	0	0
Mar15	OP:	0	0									
	OT:	0	0	0	0	0	0	0	0	0	0	0
Reest -	BA:	4	6	6	7	7	10	10	16	16	16	16
Orig	OP:	-14	-22									
	OT:	16	14	6	9	-23	-9	0	13	14	15	16
012 2500 0 1 352 BS01 20 64 10 A												
Sequester												
Pres 16	BA:	-2	0	0	0	0	0	0	0	0	0	0
Reest	OP:	0	0									
	OT:	-2	0	0	0	0	0	0	0	0	0	0
Mar 15	BA:	-2	-2	0	0	0	0	0	0	0	0	0
Base	OP:	0	0									
	OT:	-2	-2	0	0	0	0	0	0	0	0	0
Orig	BA:	0	0	0	0	0	0	0	0	0	0	0
Pres	OP:	0	0									
	OT:	0	0	0	0	0	0	0	0	0	0	0
Reest -	BA:	0	2	0	0	0	0	0	0	0	0	0
Mar15	OP:	0	0									
	OT:	0	2	0	0	0	0	0	0	0	0	0
Reest -	BA:	-2	0	0	0	0	0	0	0	0	0	0
Orig	OP:	0	0									
	OT:	-2	0	0	0	0	0	0	0	0	0	0




Sorted by FUNC, SFUN, TID, SUB
 (amounts in millions)

		2015	2016	2017	2018	2019	2020	2021	2022	2023	2024	2025
AGRICULTURE (350)												
Account Total for Marketing services												
Pres 16	BA:	111	119	121	124	94	98	100	109	108	111	113
Reest	OP:	30	45									
	OT:	94	118	122	125	94	96	99	104	107	108	112
Mar 15	BA:	111	117	122	126	99	105	108	117	120	124	127
Base	OP:	30	45									
	OT:	94	116	122	126	97	102	106	112	116	121	125
Orig	BA:	109	113	115	117	87	88	90	93	92	95	97
Pres	OP:	31	35									
	OT:	103	108	120	120	120	108	100	93	92	95	97
Reest -	BA:	0	2	-1	-2	-5	-7	-8	-8	-12	-13	-14
Mar15	OP:	0	0									
	OT:	0	2	0	-1	-3	-6	-7	-8	-9	-13	-13
Reest -	BA:	2	6	6	7	7	10	10	16	16	16	16
Orig	OP:	-1	10									
	OT:	-9	10	2	5	-26	-12	-1	11	15	13	15
Payments to States and possessions												
012 2501 0 1 352 AA01 AR AR 03 0												
Appropriation												
Pres 16	BA:	1	1	1	1	1	1	1	1	1	1	1
Reest	OP:	1	1									
	OT:	1	1	1	1	1	1	1	1	1	1	1
Mar 15	BA:	1	1	1	1	1	1	1	1	1	1	1
Base	OP:	1	1									
	OT:	1	1	1	1	1	1	1	1	1	1	1
Orig	BA:	1	1	1	1	1	1	1	1	1	1	1
Pres	OP:	1	1									
	OT:	1	1	1	1	1	1	1	1	1	1	1
Reest -	BA:	0	0	0	0	0	0	0	0	0	0	0
Mar15	OP:	0	0									
	OT:	0	0	0	0	0	0	0	0	0	0	0
Reest -	BA:	0	0	0	0	0	0	0	0	0	0	0
Orig	OP:	0	0									
	OT:	0	0	0	0	0	0	0	0	0	0	0



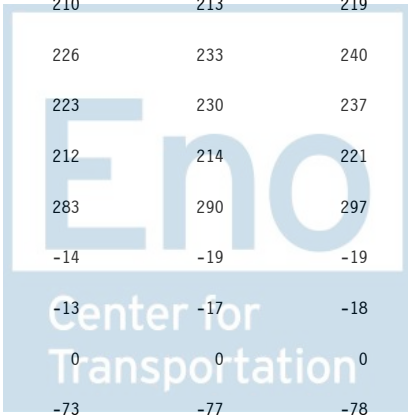
Sorted by FUNC, SFUN, TID, SUB
 (amounts in millions)

		2015	2016	2017	2018	2019	2020	2021	2022	2023	2024	2025
AGRICULTURE (350)												
012 2501 0 1 352 BA02 20 64 10 N												
Federal Fund												
Farm Bill (Specialty Crop Block Grants)												
Pres 16	BA:	73	73	73	85	85	85	85	85	85	85	85
Reest	OP:	0	0									
	OT:	69	72	72	78	83	84	85	85	85	85	85
Mar 15	BA:	73	73	73	85	85	85	85	85	85	85	85
Base	OP:	0	0									
	OT:	69	72	72	78	83	84	85	85	85	85	85
Orig	BA:	68	73	73	85	85	85	85	85	85	85	85
Pres	OP:	62	69									
	OT:	62	69	72	71	76	80	84	85	85	85	85
Reest -	BA:	0	0	0	0	0	0	0	0	0	0	0
Mar15	OP:	0	0									
	OT:	0	0	0	0	0	0	0	0	0	0	0
Reest -	BA:	5	0	0	0	0	0	0	0	0	0	0
Orig	OP:	-62	-69									
	OT:	7	3	0	7	7	4	1	0	0	0	0
012 2501 0 1 352 BS01 20 64 10 A												
Sequester												
Pres 16	BA:	-5	0	0	0	0	0	0	0	0	0	0
Reest	OP:	0	0									
	OT:	-5	0	0	0	0	0	0	0	0	0	0
Mar 15	BA:	-5	-5	0	0	0	0	0	0	0	0	0
Base	OP:	0	0									
	OT:	-5	-5	0	0	0	0	0	0	0	0	0
Orig	BA:	0	0	0	0	0	0	0	0	0	0	0
Pres	OP:	0	0									
	OT:	0	0	0	0	0	0	0	0	0	0	0
Reest -	BA:	0	5	0	0	0	0	0	0	0	0	0
Mar15	OP:	0	0									
	OT:	0	5	0	0	0	0	0	0	0	0	0
Reest -	BA:	-5	0	0	0	0	0	0	0	0	0	0
Orig	OP:	0	0									
	OT:	-5	0	0	0	0	0	0	0	0	0	0



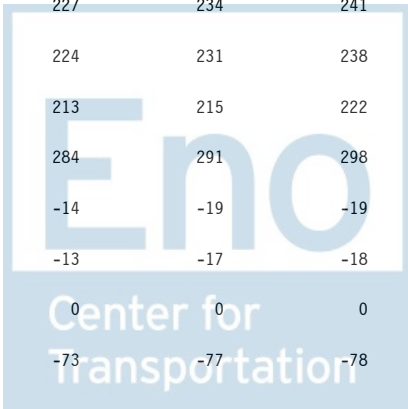
Sorted by FUNC, SFUN, TID, SUB
 (amounts in millions)

		2015	2016	2017	2018	2019	2020	2021	2022	2023	2024	2025
AGRICULTURE (350)												
Account Total for Payments to States and possessions												
Pres 16	BA:	69	74	74	86	86	86	86	86	86	86	86
Reest	OP:	1	1		79	84	85	86	86	86	86	86
	OT:	65	73	73	79	84	85	86	86	86	86	86
Mar 15	BA:	69	69	74	86	86	86	86	86	86	86	86
Base	OP:	1	1		79	84	85	86	86	86	86	86
	OT:	65	68	73	79	84	85	86	86	86	86	86
Orig	BA:	69	74	74	86	86	86	86	86	86	86	86
Pres	OP:	63	70		72	77	81	85	86	86	86	86
	OT:	63	70	73	72	77	81	85	86	86	86	86
Reest -	BA:	0	5	0	0	0	0	0	0	0	0	0
Mar15	OP:	0	0		0	0	0	0	0	0	0	0
	OT:	0	5	0	0	0	0	0	0	0	0	0
Reest -	BA:	0	0	0	0	0	0	0	0	0	0	0
Orig	OP:	-62	-69		7	7	4	1	0	0	0	0
	OT:	2	3	0	7	7	4	1	0	0	0	0
Foreign Agricultural Service												
Salaries and expenses												
012 2900 0 1 352 AA01 AR AR 03 0												
Appropriation												
Pres 16	BA:	181	192	194	199	202	202	208	212	214	221	225
Reest	OP:	36	58		197	201	202	206	210	213	219	223
	OT:	159	189	192	197	201	202	206	210	213	219	223
Mar 15	BA:	181	186	192	198	205	212	218	226	233	240	248
Base	OP:	36	58		196	202	209	215	223	230	237	245
	OT:	159	184	190	196	202	209	215	223	230	237	245
Orig	BA:	181	192	194	199	202	202	208	212	214	221	225
Pres	OP:	16	17		268	272	274	280	283	290	297	301
	OT:	181	259	263	268	272	274	280	283	290	297	301
Reest -	BA:	0	6	2	1	-3	-10	-10	-14	-19	-19	-23
Mar15	OP:	0	0		1	-1	-7	-9	-13	-17	-18	-22
	OT:	0	5	2	1	-1	-7	-9	-13	-17	-18	-22
Reest -	BA:	0	0	0	0	0	0	0	0	0	0	0
Orig	OP:	20	41		-71	-71	-72	-74	-73	-77	-78	-78
	OT:	-22	-70	-71	-71	-71	-72	-74	-73	-77	-78	-78



Sorted by FUNC, SFUN, TID, SUB
 (amounts in millions)

		2015	2016	2017	2018	2019	2020	2021	2022	2023	2024	2025
AGRICULTURE (350)												
012 2900 0 1 352 BA01 20 64 10 N												
Federal Fund												
Pres 16	BA:	1	1	1	1	1	1	1	1	1	1	1
Reest	OP:	0	0									
	OT:	1	1	1	1	1	1	1	1	1	1	1
Mar 15	BA:	1	1	1	1	1	1	1	1	1	1	1
Base	OP:	0	0									
	OT:	1	1	1	1	1	1	1	1	1	1	1
Orig	BA:	1	1	1	1	1	1	1	1	1	1	1
Pres	OP:	0	0									
	OT:	1	1	1	1	1	1	1	1	1	1	0
Reest -	BA:	0	0	0	0	0	0	0	0	0	0	0
Mar15	OP:	0	0									
	OT:	0	0	0	0	0	0	0	0	0	0	0
Reest -	BA:	0	0	0	0	0	0	0	0	0	0	0
Orig	OP:	0	0									
	OT:	0	0	0	0	0	0	0	0	0	0	1
Account Total for Salaries and expenses												
Pres 16	BA:	182	193	195	200	203	203	209	213	215	222	226
Reest	OP:	36	58									
	OT:	160	190	193	198	202	203	207	211	214	220	224
Mar 15	BA:	182	187	193	199	206	213	219	227	234	241	249
Base	OP:	36	58									
	OT:	160	185	191	197	203	210	216	224	231	238	246
Orig	BA:	182	193	195	200	203	203	209	213	215	222	226
Pres	OP:	16	17						284	291	298	301
	OT:	182	260	264	269	273	275	281	284	291	298	301
Reest -	BA:	0	6	2	1	-3	-10	-10	-14	-19	-19	-23
Mar15	OP:	0	0									
	OT:	0	5	2	1	-1	-7	-9	-13	-17	-18	-22
Reest -	BA:	0	0	0	0	0	0	0	0	0	0	0
Orig	OP:	20	41									
	OT:	-22	-70	-71	-71	-71	-72	-74	-73	-77	-78	-77




Sorted by FUNC, SFUN, TID, SUB
 (amounts in millions)

		2015	2016	2017	2018	2019	2020	2021	2022	2023	2024	2025
AGRICULTURE (350)												
Office of Civil Rights												
Office of Civil Rights												
012 3800 0 1 352 AA01 AR AR 03 0												
Appropriation												
Pres 16	BA:	24	24	26	27	27	27	28	26	27	28	28
Reest	OP:	2	2									
	OT:	24	24	26	27	27	27	28	26	27	28	28
Mar 15	BA:	24	25	26	27	28	29	30	31	32	33	34
Base	OP:	2	2									
	OT:	24	25	26	27	28	29	30	31	32	33	34
Orig	BA:	24	24	26	27	27	27	28	26	27	28	28
Pres	OP:	1	1									
	OT:	26	26	26	27	27	27	28	29	30	31	31
Reest -	BA:	0	-1	0	0	-1	-2	-2	-5	-5	-5	-6
Mar15	OP:	0	0									
	OT:	0	-1	0	0	-1	-2	-2	-5	-5	-5	-6
Reest -	BA:	0	0	0	0	0	0	0	0	0	0	0
Orig	OP:	1	1									
	OT:	-2	-2	0	0	0	0	0	-3	-3	-3	-3




Sorted by FUNC, SFUN, TID, SUB
 (amounts in millions)

		2015	2016	2017	2018	2019	2020	2021	2022	2023	2024	2025
AGRICULTURE (350)												
Grain Inspection, Packers and Stockyards Administration												
Limitation on inspection and weighing services expenses												
012 4050 0 3 352 BD01 20 64 10												
Public Enterprise Fund												
Pres 16	BA:	0	0	0	0	0	0	0	0	0	0	0
Reest	OP:	0	0									
	OT:	0	0	0	0	0	0	0	0	0	0	0
Mar 15	BA:	0	0	0	0	0	0	0	0	0	0	0
Base	OP:	0	0									
	OT:	0	0	0	0	0	0	0	0	0	0	0
Orig	BA:	7	7	0	0	0	0	0	0	0	0	0
Pres	OP:	4	0									
	OT:	1	-3	0	0	0	0	0	0	0	0	0
Reest -	BA:	0	0	0	0	0	0	0	0	0	0	0
Mar15	OP:	0	0									
	OT:	0	0	0	0	0	0	0	0	0	0	0
Reest -	BA:	-7	-7	0	0	0	0	0	0	0	0	0
Orig	OP:	-4	0									
	OT:	-1	3	0	0	0	0	0	0	0	0	0
012 4050 0 3 352 BD03 20 64 10												
Public Enterprise Fund												
Pres 16	BA:	0	0	0	0	0	0	0	0	0	0	0
Reest	OP:	0	0									
	OT:	0	0	0	0	0	0	0	0	0	0	0
Mar 15	BA:	0	0	0	0	0	0	0	0	0	0	0
Base	OP:	0	0									
	OT:	0	0	0	0	0	0	0	0	0	0	0
Orig	BA:	-7	-7	0	0	0	0	0	0	0	0	0
Pres	OP:	0	0									
	OT:	-7	-7	0	0	0	0	0	0	0	0	0
Reest -	BA:	0	0	0	0	0	0	0	0	0	0	0
Mar15	OP:	0	0									
	OT:	0	0	0	0	0	0	0	0	0	0	0
Reest -	BA:	7	7	0	0	0	0	0	0	0	0	0
Orig	OP:	0	0									
	OT:	7	7	0	0	0	0	0	0	0	0	0



Sorted by FUNC, SFUN, TID, SUB
 (amounts in millions)

		2015	2016	2017	2018	2019	2020	2021	2022	2023	2024	2025
AGRICULTURE (350)												
012 4050 0 3 352 BS01 20 64 10 A												
Sequester												
Pres 16	BA:	-3	0	0	0	0	0	0	0	0	0	0
Reest	OP:	0	0									
	OT:	-3	0	0	0	0	0	0	0	0	0	0
Mar 15	BA:	-3	-3	0	0	0	0	0	0	0	0	0
Base	OP:	0	0									
	OT:	-3	-3	0	0	0	0	0	0	0	0	0
Orig	BA:	0	0	0	0	0	0	0	0	0	0	0
Pres	OP:	0	0									
	OT:	0	0	0	0	0	0	0	0	0	0	0
Reest -	BA:	0	3	0	0	0	0	0	0	0	0	0
Mar15	OP:	0	0									
	OT:	0	3	0	0	0	0	0	0	0	0	0
Reest -	BA:	-3	0	0	0	0	0	0	0	0	0	0
Orig	OP:	0	0									
	OT:	-3	0	0	0	0	0	0	0	0	0	0
Account Total for Limitation on inspection and weighing services expenses												
Pres 16	BA:	-3	0	0	0	0	0	0	0	0	0	0
Reest	OP:	0	0									
	OT:	-3	0	0	0	0	0	0	0	0	0	0
Mar 15	BA:	-3	-3	0	0	0	0	0	0	0	0	0
Base	OP:	0	0									
	OT:	-3	-3	0	0	0	0	0	0	0	0	0
Orig	BA:	0	0	0	0	0	0	0	0	0	0	0
Pres	OP:	4	0									
	OT:	-6	-10	0	0	0	0	0	0	0	0	0
Reest -	BA:	0	3	0	0	0	0	0	0	0	0	0
Mar15	OP:	0	0									
	OT:	0	3	0	0	0	0	0	0	0	0	0
Reest -	BA:	-3	0	0	0	0	0	0	0	0	0	0
Orig	OP:	-4	0									
	OT:	3	10	0	0	0	0	0	0	0	0	0




Sorted by FUNC, SFUN, TID, SUB
 (amounts in millions)

		2015	2016	2017	2018	2019	2020	2021	2022	2023	2024	2025
AGRICULTURE (350)												
Executive Operations												
Working capital fund												
012 4609 0 4 352 AA01 AR AR 03												
Appropriation												
Pres 16	BA:	0	0	0	0	0	0	0	0	0	0	0
Reest	OP:	0	0									
	OT:	0	0	0	0	0	0	0	0	0	0	0
Mar 15	BA:	0	0	0	0	0	0	0	0	0	0	0
Base	OP:	0	0									
	OT:	0	0	0	0	0	0	0	0	0	0	0
Orig	BA:	0	0	0	0	0	0	0	0	0	0	0
Pres	OP:	297	107									
	OT:	190	-10	-2	-3	-1	-1	-3	-2	-3	-3	-2
Reest -	BA:	0	0	0	0	0	0	0	0	0	0	0
Mar15	OP:	0	0									
	OT:	0	0	0	0	0	0	0	0	0	0	0
Reest -	BA:	0	0	0	0	0	0	0	0	0	0	0
Orig	OP:	-297	-107									
	OT:	-190	10	2	3	1	1	3	2	3	3	2



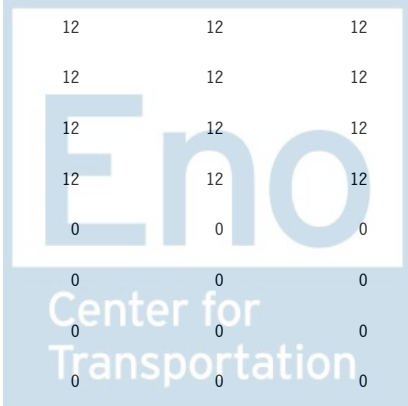
Sorted by FUNC, SFUN, TID, SUB
 (amounts in millions)

		2015	2016	2017	2018	2019	2020	2021	2022	2023	2024	2025
AGRICULTURE (350)												
Agricultural Marketing Service												
Perishable Agricultural Commodities Act fund												
012 5070 0 2 352 BA01 20 64 10 N												
Federal Fund												
Pres 16	BA:	11	11	11	11	12	12	12	12	12	12	12
Reest	OP:	0	0									
	OT:	11	11	11	11	12	12	12	12	12	12	12
Mar 15	BA:	11	11	11	11	12	12	12	12	12	12	12
Base	OP:	0	0									
	OT:	11	11	11	11	12	12	12	12	12	12	12
Orig	BA:	11	12	11	11	12	12	12	12	12	12	12
Pres	OP:	1	1									
	OT:	11	11	11	11	12	12	12	12	12	12	12
Reest -	BA:	0	0	0	0	0	0	0	0	0	0	0
Mar15	OP:	0	0									
	OT:	0	0	0	0	0	0	0	0	0	0	0
Reest -	BA:	0	-1	0	0	0	0	0	0	0	0	0
Orig	OP:	-1	-1									
	OT:	0	0	0	0	0	0	0	0	0	0	0
012 5070 0 2 352 BS01 20 64 10 A												
Sequester												
Pres 16	BA:	-1	0	0	0	0	0	0	0	0	0	0
Reest	OP:	0	0									
	OT:	-1	0	0	0	0	0	0	0	0	0	0
Mar 15	BA:	-1	-1	0	0	0	0	0	0	0	0	0
Base	OP:	0	0									
	OT:	-1	-1	0	0	0	0	0	0	0	0	0
Orig	BA:	0	0	0	0	0	0	0	0	0	0	0
Pres	OP:	0	0									
	OT:	0	0	0	0	0	0	0	0	0	0	0
Reest -	BA:	0	1	0	0	0	0	0	0	0	0	0
Mar15	OP:	0	0									
	OT:	0	1	0	0	0	0	0	0	0	0	0
Reest -	BA:	-1	0	0	0	0	0	0	0	0	0	0
Orig	OP:	0	0									
	OT:	-1	0	0	0	0	0	0	0	0	0	0




Sorted by FUNC, SFUN, TID, SUB
 (amounts in millions)

		2015	2016	2017	2018	2019	2020	2021	2022	2023	2024	2025
AGRICULTURE (350)												
012 5070 0 2 352 BS20 20 64 10 A												
Sequester												
		Pop up										
Pres 16	BA:	1	1	0	0	0	0	0	0	0	0	0
Reest	OP:	0	0									
	OT:	1	1	0	0	0	0	0	0	0	0	0
Mar 15	BA:	1	1	1	0	0	0	0	0	0	0	0
Base	OP:	0	0									
	OT:	1	1	1	0	0	0	0	0	0	0	0
Orig	BA:	0	0	0	0	0	0	0	0	0	0	0
Pres	OP:	0	0									
	OT:	0	0	0	0	0	0	0	0	0	0	0
Reest -	BA:	0	0	-1	0	0	0	0	0	0	0	0
Mar15	OP:	0	0									
	OT:	0	0	-1	0	0	0	0	0	0	0	0
Reest -	BA:	1	1	0	0	0	0	0	0	0	0	0
Orig	OP:	0	0									
	OT:	1	1	0	0	0	0	0	0	0	0	0
Account Total for Perishable Agricultural Commodities Act fund												
Pres 16	BA:	11	12	11	11	12	12	12	12	12	12	12
Reest	OP:	0	0									
	OT:	11	12	11	11	12	12	12	12	12	12	12
Mar 15	BA:	11	11	12	11	12	12	12	12	12	12	12
Base	OP:	0	0									
	OT:	11	11	12	11	12	12	12	12	12	12	12
Orig	BA:	11	12	11	11	12	12	12	12	12	12	12
Pres	OP:	1	1									
	OT:	11	11	11	11	12	12	12	12	12	12	12
Reest -	BA:	0	1	-1	0	0	0	0	0	0	0	0
Mar15	OP:	0	0									
	OT:	0	1	-1	0	0	0	0	0	0	0	0
Reest -	BA:	0	0	0	0	0	0	0	0	0	0	0
Orig	OP:	-1	-1									
	OT:	0	1	0	0	0	0	0	0	0	0	0



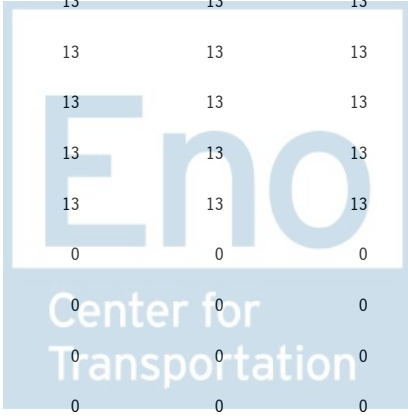
Sorted by FUNC, SFUN, TID, SUB
 (amounts in millions)

		2015	2016	2017	2018	2019	2020	2021	2022	2023	2024	2025
AGRICULTURE (350)												
Expenses and refunds, inspection and grading of farm products												
012 8015 0 7 352 BB01 20 64 10 N												
Trust Fund												
Pres 16	BA:	168	170	170	170	159	156	156	156	156	156	156
Reest	OP:	0	0									
	OT:	169	170	170	170	162	157	156	156	156	156	156
Mar 15	BA:	168	170	170	170	159	156	156	156	156	156	156
Base	OP:	0	0									
	OT:	169	170	170	170	162	157	156	156	156	156	156
Orig	BA:	168	170	170	170	159	156	156	156	156	156	156
Pres	OP:	51	51									
	OT:	169	170	170	170	162	157	156	156	156	156	156
Reest -	BA:	0	0	0	0	0	0	0	0	0	0	0
Mar15	OP:	0	0									
	OT:	0	0	0	0	0	0	0	0	0	0	0
Reest -	BA:	0	0	0	0	0	0	0	0	0	0	0
Orig	OP:	-51	-51									
	OT:	0	0	0	0	0	0	0	0	0	0	0
012 8015 0 7 352 BS01 20 64 10 A												
Sequester												
Pres 16	BA:	-1	0	0	0	0	0	0	0	0	0	0
Reest	OP:	0	0									
	OT:	-1	0	0	0	0	0	0	0	0	0	0
Mar 15	BA:	-1	-1	0	0	0	0	0	0	0	0	0
Base	OP:	0	0									
	OT:	-1	-1	0	0	0	0	0	0	0	0	0
Orig	BA:	0	0	0	0	0	0	0	0	0	0	0
Pres	OP:	0	0									
	OT:	0	0	0	0	0	0	0	0	0	0	0
Reest -	BA:	0	1	0	0	0	0	0	0	0	0	0
Mar15	OP:	0	0									
	OT:	0	1	0	0	0	0	0	0	0	0	0
Reest -	BA:	-1	0	0	0	0	0	0	0	0	0	0
Orig	OP:	0	0									
	OT:	-1	0	0	0	0	0	0	0	0	0	0



Sorted by FUNC, SFUN, TID, SUB
 (amounts in millions)

		2015	2016	2017	2018	2019	2020	2021	2022	2023	2024	2025
AGRICULTURE (350)												
Account Total for Expenses and refunds, inspection and grading of farm products												
Pres 16	BA:	167	170	170	170	159	156	156	156	156	156	156
Reest	OP:	0	0									
	OT:	168	170	170	170	162	157	156	156	156	156	156
Mar 15	BA:	167	169	170	170	159	156	156	156	156	156	156
Base	OP:	0	0									
	OT:	168	169	170	170	162	157	156	156	156	156	156
Orig	BA:	168	170	170	170	159	156	156	156	156	156	156
Pres	OP:	51	51									
	OT:	169	170	170	170	162	157	156	156	156	156	156
Reest -	BA:	0	1	0	0	0	0	0	0	0	0	0
Mar15	OP:	0	0									
	OT:	0	1	0	0	0	0	0	0	0	0	0
Reest -	BA:	-1	0	0	0	0	0	0	0	0	0	0
Orig	OP:	-51	-51									
	OT:	-1	0	0	0	0	0	0	0	0	0	0
Food Safety and Inspection Service												
Expenses and refunds, inspection and grading of farm products												
012 8137 0 7 352 BB01 20 64 10 N												
Trust Fund												
Pres 16	BA:	13	13	13	13	13	13	13	13	13	13	13
Reest	OP:	0	0									
	OT:	13	13	13	13	13	13	13	13	13	13	13
Mar 15	BA:	13	13	13	13	13	13	13	13	13	13	13
Base	OP:	0	0									
	OT:	13	13	13	13	13	13	13	13	13	13	13
Orig	BA:	13	13	13	13	13	13	13	13	13	13	13
Pres	OP:	0	0									
	OT:	13	13	13	13	13	13	13	13	13	13	13
Reest -	BA:	0	0	0	0	0	0	0	0	0	0	0
Mar15	OP:	0	0									
	OT:	0	0	0	0	0	0	0	0	0	0	0
Reest -	BA:	0	0	0	0	0	0	0	0	0	0	0
Orig	OP:	0	0									
	OT:	0	0	0	0	0	0	0	0	0	0	0



Sorted by FUNC, SFUN, TID, SUB
 (amounts in millions)

		2015	2016	2017	2018	2019	2020	2021	2022	2023	2024	2025
AGRICULTURE (350)												
Office of the Secretary												
Gifts and bequests												
012 8203 0 7 352 BB01 20 64 10 N												
Trust Fund												
Pres 16	BA:	1	1	1	1	1	1	1	1	1	1	1
Reest	OP:	0	0									
	OT:	1	1	1	1	1	1	1	1	1	1	1
Mar 15	BA:	1	1	1	1	1	1	1	1	1	1	1
Base	OP:	0	0									
	OT:	1	1	1	1	1	1	1	1	1	1	1
Orig	BA:	1	1	1	1	1	1	1	1	1	1	1
Pres	OP:	0	0									
	OT:	1	1	1	1	1	1	1	1	1	1	1
Reest -	BA:	0	0	0	0	0	0	0	0	0	0	0
Mar15	OP:	0	0									
	OT:	0	0	0	0	0	0	0	0	0	0	0
Reest -	BA:	0	0	0	0	0	0	0	0	0	0	0
Orig	OP:	0	0									
	OT:	0	0	0	0	0	0	0	0	0	0	0



Sorted by FUNC, SFUN, TID, SUB
 (amounts in millions)

		2015	2016	2017	2018	2019	2020	2021	2022	2023	2024	2025
AGRICULTURE (350)												
Agricultural Research Service												
Miscellaneous contributed funds												
012 8214 0 7 352 BB01 20 64 10 N												
Trust Fund												
Pres 16	BA:	28	28	28	28	28	28	28	28	28	28	28
Reest	OP:	0	0									
	OT:	30	28	28	28	28	28	28	28	28	28	28
Mar 15	BA:	28	28	28	28	28	28	28	28	28	28	28
Base	OP:	0	0									
	OT:	30	28	28	28	28	28	28	28	28	28	28
Orig	BA:	28	28	28	28	28	28	28	28	28	28	28
Pres	OP:	10	8									
	OT:	30	28	28	28	28	28	28	28	28	28	28
Reest -	BA:	0	0	0	0	0	0	0	0	0	0	0
Mar15	OP:	0	0									
	OT:	0	0	0	0	0	0	0	0	0	0	0
Reest -	BA:	0	0	0	0	0	0	0	0	0	0	0
Orig	OP:	-10	-8									
	OT:	0	0	0	0	0	0	0	0	0	0	0




Sorted by FUNC, SFUN, TID, SUB
 (amounts in millions)

		2015	2016	2017	2018	2019	2020	2021	2022	2023	2024	2025
AGRICULTURE (350)												
Office of the Secretary												
Office of the Secretary												
012 9913 0 1 352 AA01 AR AR 03 0												
Appropriation												
Office of the Secretary												
Pres 16	BA:	5	5	55	56	57	57	58	59	60	62	64
Reest	OP:	0	0									
	OT:	5	5	53	56	57	57	58	59	60	62	64
Mar 15	BA:	5	5	5	6	6	6	6	6	7	7	7
Base	OP:	0	0									
	OT:	5	5	5	6	6	6	6	6	7	7	7
Orig	BA:	53	54	55	56	57	57	58	59	60	62	64
Pres	OP:	33	5									
	OT:	81	53	55	56	57	57	58	59	60	62	64
Reest -	BA:	0	0	50	50	51	51	52	53	53	55	57
Mar15	OP:	0	0									
	OT:	0	0	48	50	51	51	52	53	53	55	57
Reest -	BA:	-48	-49	0	0	0	0	0	0	0	0	0
Orig	OP:	-33	-5									
	OT:	-76	-48	-2	0	0	0	0	0	0	0	0



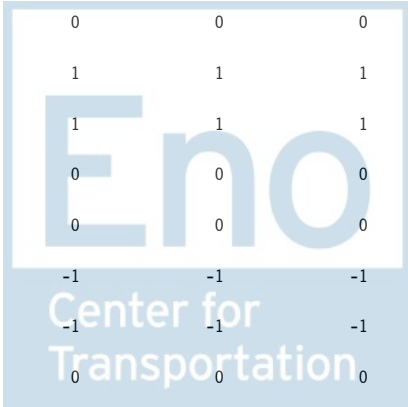
Sorted by FUNC, SFUN, TID, SUB
 (amounts in millions)

		2015	2016	2017	2018	2019	2020	2021	2022	2023	2024	2025
AGRICULTURE (350)												
012 9913 0 1 352 AA02 AR AR 03 0												
Appropriation												
Tribal Relations												
Pres 16	BA:	1	1	0	0	0	0	0	0	0	0	0
Reest	OP:	0	0									
	OT:	1	1	0	0	0	0	0	0	0	0	0
Mar 15	BA:	1	1	1	1	1	1	1	1	1	1	1
Base	OP:	0	0									
	OT:	1	1	1	1	1	1	1	1	1	1	1
Orig	BA:	0	0	0	0	0	0	0	0	0	0	0
Pres	OP:	0	0									
	OT:	0	0	0	0	0	0	0	0	0	0	0
Reest -	BA:	0	0	-1	-1	-1	-1	-1	-1	-1	-1	-1
Mar15	OP:	0	0									
	OT:	0	0	-1	-1	-1	-1	-1	-1	-1	-1	-1
Reest -	BA:	1	1	0	0	0	0	0	0	0	0	0
Orig	OP:	0	0									
	OT:	1	1	0	0	0	0	0	0	0	0	0
012 9913 0 1 352 AA03 AR AR 03 0												
Appropriation												
Assistant Secretary for Congressional Relations												
Pres 16	BA:	4	4	0	0	0	0	0	0	0	0	0
Reest	OP:	0	0									
	OT:	4	4	0	0	0	0	0	0	0	0	0
Mar 15	BA:	4	4	4	4	5	5	5	5	5	5	6
Base	OP:	0	0									
	OT:	4	4	4	4	5	5	5	5	5	5	6
Orig	BA:	0	0	0	0	0	0	0	0	0	0	0
Pres	OP:	0	0									
	OT:	0	0	0	0	0	0	0	0	0	0	0
Reest -	BA:	0	0	-4	-4	-5	-5	-5	-5	-5	-5	-6
Mar15	OP:	0	0									
	OT:	0	0	-4	-4	-5	-5	-5	-5	-5	-5	-6
Reest -	BA:	4	4	0	0	0	0	0	0	0	0	0
Orig	OP:	0	0									
	OT:	4	4	0	0	0	0	0	0	0	0	0



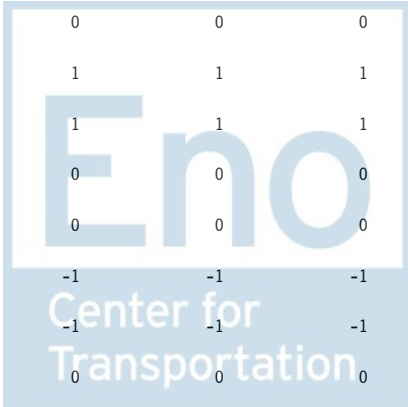
Sorted by FUNC, SFUN, TID, SUB
 (amounts in millions)

		2015	2016	2017	2018	2019	2020	2021	2022	2023	2024	2025
AGRICULTURE (350)												
012 9913 0 1 352 AA04 AR AR 03 0												
Appropriation												
Under Secretary for Marketing & Regulatory Programs												
Pres 16	BA:	1	1	0	0	0	0	0	0	0	0	0
Reest	OP:	0	0									
	OT:	1	1	0	0	0	0	0	0	0	0	0
Mar 15	BA:	1	1	1	1	1	1	1	1	1	1	1
Base	OP:	0	0									
	OT:	1	1	1	1	1	1	1	1	1	1	1
Orig	BA:	0	0	0	0	0	0	0	0	0	0	0
Pres	OP:	0	0									
	OT:	0	0	0	0	0	0	0	0	0	0	0
Reest -	BA:	0	0	-1	-1	-1	-1	-1	-1	-1	-1	-1
Mar15	OP:	0	0									
	OT:	0	0	-1	-1	-1	-1	-1	-1	-1	-1	-1
Reest -	BA:	1	1	0	0	0	0	0	0	0	0	0
Orig	OP:	0	0									
	OT:	1	1	0	0	0	0	0	0	0	0	0
012 9913 0 1 352 AA05 AR AR 03 0												
Appropriation												
Under Secretary for Food Safety												
Pres 16	BA:	1	1	0	0	0	0	0	0	0	0	0
Reest	OP:	0	0									
	OT:	1	1	0	0	0	0	0	0	0	0	0
Mar 15	BA:	1	1	1	1	1	1	1	1	1	1	1
Base	OP:	0	0									
	OT:	1	1	1	1	1	1	1	1	1	1	1
Orig	BA:	0	0	0	0	0	0	0	0	0	0	0
Pres	OP:	0	0									
	OT:	0	0	0	0	0	0	0	0	0	0	0
Reest -	BA:	0	0	-1	-1	-1	-1	-1	-1	-1	-1	-1
Mar15	OP:	0	0									
	OT:	0	0	-1	-1	-1	-1	-1	-1	-1	-1	-1
Reest -	BA:	1	1	0	0	0	0	0	0	0	0	0
Orig	OP:	0	0									
	OT:	1	1	0	0	0	0	0	0	0	0	0



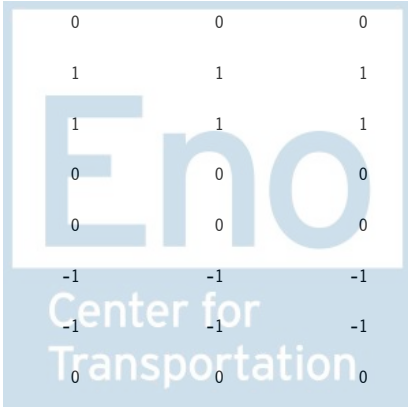
Sorted by FUNC, SFUN, TID, SUB
 (amounts in millions)

		2015	2016	2017	2018	2019	2020	2021	2022	2023	2024	2025
AGRICULTURE (350)												
012 9913 0 1 352 AA06 AR AR 03 0												
Appropriation												
Under Secretary for Farm & Foreign Agricultural Services												
Pres 16	BA:	1	1	0	0	0	0	0	0	0	0	0
Reest	OP:	0	0									
	OT:	1	1	0	0	0	0	0	0	0	0	0
Mar 15	BA:	1	1	1	1	1	1	1	1	1	1	1
Base	OP:	0	0									
	OT:	1	1	1	1	1	1	1	1	1	1	1
Orig	BA:	0	0	0	0	0	0	0	0	0	0	0
Pres	OP:	0	0									
	OT:	0	0	0	0	0	0	0	0	0	0	0
Reest -	BA:	0	0	-1	-1	-1	-1	-1	-1	-1	-1	-1
Mar15	OP:	0	0									
	OT:	0	0	-1	-1	-1	-1	-1	-1	-1	-1	-1
Reest -	BA:	1	1	0	0	0	0	0	0	0	0	0
Orig	OP:	0	0									
	OT:	1	1	0	0	0	0	0	0	0	0	0
012 9913 0 1 352 AA07 AR AR 03 0												
Appropriation												
Under Secretary for Natural Resources & Environment												
Pres 16	BA:	1	1	0	0	0	0	0	0	0	0	0
Reest	OP:	0	0									
	OT:	1	1	0	0	0	0	0	0	0	0	0
Mar 15	BA:	1	1	1	1	1	1	1	1	1	1	1
Base	OP:	0	0									
	OT:	1	1	1	1	1	1	1	1	1	1	1
Orig	BA:	0	0	0	0	0	0	0	0	0	0	0
Pres	OP:	0	0									
	OT:	0	0	0	0	0	0	0	0	0	0	0
Reest -	BA:	0	0	-1	-1	-1	-1	-1	-1	-1	-1	-1
Mar15	OP:	0	0									
	OT:	0	0	-1	-1	-1	-1	-1	-1	-1	-1	-1
Reest -	BA:	1	1	0	0	0	0	0	0	0	0	0
Orig	OP:	0	0									
	OT:	1	1	0	0	0	0	0	0	0	0	0



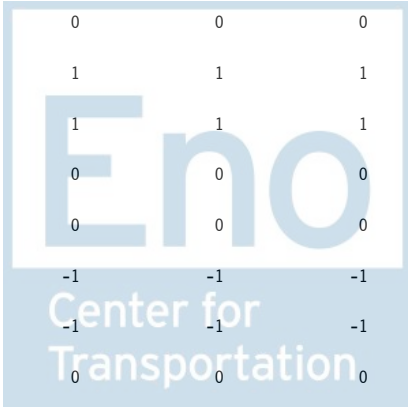
Sorted by FUNC, SFUN, TID, SUB
 (amounts in millions)

		2015	2016	2017	2018	2019	2020	2021	2022	2023	2024	2025
AGRICULTURE (350)												
012 9913 0 1 352 AA08 AR AR 03 0												
Appropriation												
Under Secretary for Rural Development												
Pres 16	BA:	1	1	0	0	0	0	0	0	0	0	0
Reest	OP:	0	0									
	OT:	1	1	0	0	0	0	0	0	0	0	0
Mar 15	BA:	1	1	1	1	1	1	1	1	1	1	1
Base	OP:	0	0									
	OT:	1	1	1	1	1	1	1	1	1	1	1
Orig	BA:	0	0	0	0	0	0	0	0	0	0	0
Pres	OP:	0	0									
	OT:	0	0	0	0	0	0	0	0	0	0	0
Reest -	BA:	0	0	-1	-1	-1	-1	-1	-1	-1	-1	-1
Mar15	OP:	0	0									
	OT:	0	0	-1	-1	-1	-1	-1	-1	-1	-1	-1
Reest -	BA:	1	1	0	0	0	0	0	0	0	0	0
Orig	OP:	0	0									
	OT:	1	1	0	0	0	0	0	0	0	0	0
012 9913 0 1 352 AA09 AR AR 03 0												
Appropriation												
Under Secretary for Food, Nutrition & Consumer Services												
Pres 16	BA:	1	1	0	0	0	0	0	0	0	0	0
Reest	OP:	0	0									
	OT:	1	1	0	0	0	0	0	0	0	0	0
Mar 15	BA:	1	1	1	1	1	1	1	1	1	1	1
Base	OP:	0	0									
	OT:	1	1	1	1	1	1	1	1	1	1	1
Orig	BA:	0	0	0	0	0	0	0	0	0	0	0
Pres	OP:	0	0									
	OT:	0	0	0	0	0	0	0	0	0	0	0
Reest -	BA:	0	0	-1	-1	-1	-1	-1	-1	-1	-1	-1
Mar15	OP:	0	0									
	OT:	0	0	-1	-1	-1	-1	-1	-1	-1	-1	-1
Reest -	BA:	1	1	0	0	0	0	0	0	0	0	0
Orig	OP:	0	0									
	OT:	1	1	0	0	0	0	0	0	0	0	0



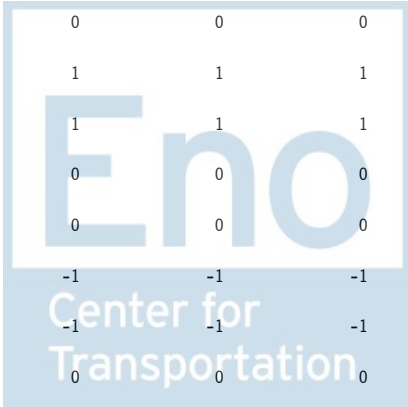
Sorted by FUNC, SFUN, TID, SUB
 (amounts in millions)

		2015	2016	2017	2018	2019	2020	2021	2022	2023	2024	2025
AGRICULTURE (350)												
012 9913 0 1 352 AA10 AR AR 03 0												
Appropriation												
Departmental Administration												
Pres 16	BA:	25	26	0	0	0	0	0	0	0	0	0
Reest	OP:	0	1									
	OT:	24	26	1	0	0	0	0	0	0	0	0
Mar 15	BA:	25	26	27	28	29	30	31	32	33	34	35
Base	OP:	0	1									
	OT:	24	26	27	28	29	30	31	32	33	34	35
Orig	BA:	0	0	0	0	0	0	0	0	0	0	0
Pres	OP:	0	0									
	OT:	0	0	0	0	0	0	0	0	0	0	0
Reest -	BA:	0	0	-27	-28	-29	-30	-31	-32	-33	-34	-35
Mar15	OP:	0	0									
	OT:	0	0	-26	-28	-29	-30	-31	-32	-33	-34	-35
Reest -	BA:	25	26	0	0	0	0	0	0	0	0	0
Orig	OP:	0	1									
	OT:	24	26	1	0	0	0	0	0	0	0	0
012 9913 0 1 352 AA12 AR AR 03 0												
Appropriation												
Under Secretary for Research, Education, and Economics												
Pres 16	BA:	1	1	0	0	0	0	0	0	0	0	0
Reest	OP:	0	0									
	OT:	1	1	0	0	0	0	0	0	0	0	0
Mar 15	BA:	1	1	1	1	1	1	1	1	1	1	1
Base	OP:	0	0									
	OT:	1	1	1	1	1	1	1	1	1	1	1
Orig	BA:	0	0	0	0	0	0	0	0	0	0	0
Pres	OP:	0	0									
	OT:	0	0	0	0	0	0	0	0	0	0	0
Reest -	BA:	0	0	-1	-1	-1	-1	-1	-1	-1	-1	-1
Mar15	OP:	0	0									
	OT:	0	0	-1	-1	-1	-1	-1	-1	-1	-1	-1
Reest -	BA:	1	1	0	0	0	0	0	0	0	0	0
Orig	OP:	0	0									
	OT:	1	1	0	0	0	0	0	0	0	0	0



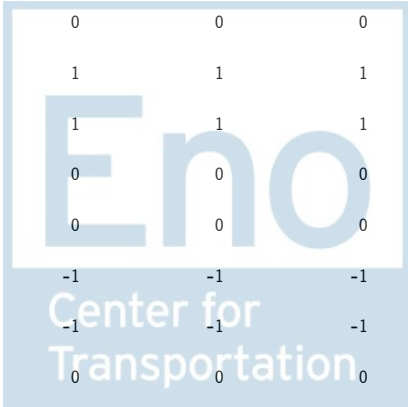
Sorted by FUNC, SFUN, TID, SUB
 (amounts in millions)

		2015	2016	2017	2018	2019	2020	2021	2022	2023	2024	2025
AGRICULTURE (350)												
012 9913 0 1 352 AA13 AR AR 03 0												
Appropriation												
Assistant Secretary for Administration												
Pres 16	BA:	1	1	0	0	0	0	0	0	0	0	0
Reest	OP:	0	0									
	OT:	1	1	0	0	0	0	0	0	0	0	0
Mar 15	BA:	1	1	1	1	1	1	1	1	1	1	1
Base	OP:	0	0									
	OT:	1	1	1	1	1	1	1	1	1	1	1
Orig	BA:	0	0	0	0	0	0	0	0	0	0	0
Pres	OP:	0	0									
	OT:	0	0	0	0	0	0	0	0	0	0	0
Reest -	BA:	0	0	-1	-1	-1	-1	-1	-1	-1	-1	-1
Mar15	OP:	0	0									
	OT:	0	0	-1	-1	-1	-1	-1	-1	-1	-1	-1
Reest -	BA:	1	1	0	0	0	0	0	0	0	0	0
Orig	OP:	0	0									
	OT:	1	1	0	0	0	0	0	0	0	0	0
012 9913 0 1 352 AA14 AR AR 03 0												
Appropriation												
Assistant Secretary for Civil Rights												
Pres 16	BA:	1	1	0	0	0	0	0	0	0	0	0
Reest	OP:	0	0									
	OT:	1	1	0	0	0	0	0	0	0	0	0
Mar 15	BA:	1	1	1	1	1	1	1	1	1	1	1
Base	OP:	0	0									
	OT:	1	1	1	1	1	1	1	1	1	1	1
Orig	BA:	0	0	0	0	0	0	0	0	0	0	0
Pres	OP:	0	0									
	OT:	0	0	0	0	0	0	0	0	0	0	0
Reest -	BA:	0	0	-1	-1	-1	-1	-1	-1	-1	-1	-1
Mar15	OP:	0	0									
	OT:	0	0	-1	-1	-1	-1	-1	-1	-1	-1	-1
Reest -	BA:	1	1	0	0	0	0	0	0	0	0	0
Orig	OP:	0	0									
	OT:	1	1	0	0	0	0	0	0	0	0	0




Sorted by FUNC, SFUN, TID, SUB
 (amounts in millions)

		2015	2016	2017	2018	2019	2020	2021	2022	2023	2024	2025
AGRICULTURE (350)												
012 9913 0 1 352 AA15 AR AR 03 0												
Appropriation												
Office of Homeland Security & Emergency Coordination												
Pres 16	BA:	1	2	0	0	0	0	0	0	0	0	0
Reest	OP:	0	0									
	OT:	1	2	0	0	0	0	0	0	0	0	0
Mar 15	BA:	1	1	1	1	1	1	1	1	1	1	1
Base	OP:	0	0									
	OT:	1	1	1	1	1	1	1	1	1	1	1
Orig	BA:	0	0	0	0	0	0	0	0	0	0	0
Pres	OP:	0	0									
	OT:	0	0	0	0	0	0	0	0	0	0	0
Reest -	BA:	0	1	-1	-1	-1	-1	-1	-1	-1	-1	-1
Mar15	OP:	0	0									
	OT:	0	1	-1	-1	-1	-1	-1	-1	-1	-1	-1
Reest -	BA:	1	2	0	0	0	0	0	0	0	0	0
Orig	OP:	0	0									
	OT:	1	2	0	0	0	0	0	0	0	0	0
012 9913 0 1 352 AA16 AR AR 03 0												
Appropriation												
Office of Advocacy and Outreach												
Pres 16	BA:	1	1	0	0	0	0	0	0	0	0	0
Reest	OP:	0	0									
	OT:	1	1	0	0	0	0	0	0	0	0	0
Mar 15	BA:	1	1	1	1	1	1	1	1	1	1	1
Base	OP:	0	0									
	OT:	1	1	1	1	1	1	1	1	1	1	1
Orig	BA:	0	0	0	0	0	0	0	0	0	0	0
Pres	OP:	0	0									
	OT:	0	0	0	0	0	0	0	0	0	0	0
Reest -	BA:	0	0	-1	-1	-1	-1	-1	-1	-1	-1	-1
Mar15	OP:	0	0									
	OT:	0	0	-1	-1	-1	-1	-1	-1	-1	-1	-1
Reest -	BA:	1	1	0	0	0	0	0	0	0	0	0
Orig	OP:	0	0									
	OT:	1	1	0	0	0	0	0	0	0	0	0




Sorted by FUNC, SFUN, TID, SUB
 (amounts in millions)

		2015	2016	2017	2018	2019	2020	2021	2022	2023	2024	2025
AGRICULTURE (350)												
012 9913 0 1 352 AA17 AR AR 03 0												
Appropriation												
Office of Communications												
Pres 16	BA:	8	8	0	0	0	0	0	0	0	0	0
Reest	OP:	0	0									
	OT:	8	8	0	0	0	0	0	0	0	0	0
Mar 15	BA:	8	8	9	9	9	9	10	10	10	11	11
Base	OP:	0	0									
	OT:	8	8	9	9	9	9	10	10	10	11	11
Orig	BA:	0	0	0	0	0	0	0	0	0	0	0
Pres	OP:	0	0									
	OT:	0	0	0	0	0	0	0	0	0	0	0
Reest -	BA:	0	0	-9	-9	-9	-9	-10	-10	-10	-11	-11
Mar15	OP:	0	0									
	OT:	0	0	-9	-9	-9	-9	-10	-10	-10	-11	-11
Reest -	BA:	8	8	0	0	0	0	0	0	0	0	0
Orig	OP:	0	0									
	OT:	8	8	0	0	0	0	0	0	0	0	0
012 9913 0 1 352 BA01 20 64 10 N												
Federal Fund												
Biobased Markets												
Pres 16	BA:	3	3	3	3	0	0	0	0	0	0	0
Reest	OP:	0	0									
	OT:	3	3	3	3	0	0	0	0	0	0	0
Mar 15	BA:	3	3	3	3	0	0	0	0	0	0	0
Base	OP:	0	0									
	OT:	3	3	3	3	0	0	0	0	0	0	0
Orig	BA:	12	13	13	13	0	0	0	0	0	0	0
Pres	OP:	0	1									
	OT:	10	12	13	13	2	1	0	0	0	0	0
Reest -	BA:	0	0	0	0	0	0	0	0	0	0	0
Mar15	OP:	0	0									
	OT:	0	0	0	0	0	0	0	0	0	0	0
Reest -	BA:	-9	-10	-10	-10	0	0	0	0	0	0	0
Orig	OP:	0	-1									
	OT:	-7	-9	-10	-10	-2	-1	0	0	0	0	0




Sorted by FUNC, SFUN, TID, SUB
 (amounts in millions)

		2015	2016	2017	2018	2019	2020	2021	2022	2023	2024	2025
AGRICULTURE (350)												
012 9913 0 1 352 BA02 20 64 10 N												
Federal Fund												
Farm Bill (Socially Disadvantaged Farmers & c.)												
Pres 16	BA:	10	10	10	10	0	0	0	0	0	0	0
Reest	OP:	0	0									
	OT:	10	10	10	10	5	2	0	0	0	0	0
Mar 15	BA:	10	10	10	10	0	0	0	0	0	0	0
Base	OP:	0	0									
	OT:	10	10	10	10	5	2	0	0	0	0	0
Orig	BA:	0	0	0	0	0	0	0	0	0	0	0
Pres	OP:	0	0									
	OT:	0	0	0	0	0	0	0	0	0	0	0
Reest -	BA:	0	0	0	0	0	0	0	0	0	0	0
Mar15	OP:	0	0									
	OT:	0	0	0	0	0	0	0	0	0	0	0
Reest -	BA:	10	10	10	10	0	0	0	0	0	0	0
Orig	OP:	0	0									
	OT:	10	10	10	10	5	2	0	0	0	0	0
012 9913 0 1 352 BS01 20 64 10 A												
Sequester												
Pres 16	BA:	-1	0	0	0	0	0	0	0	0	0	0
Reest	OP:	0	0									
	OT:	-1	0	0	0	0	0	0	0	0	0	0
Mar 15	BA:	-1	-1	0	0	0	0	0	0	0	0	0
Base	OP:	0	0									
	OT:	-1	-1	0	0	0	0	0	0	0	0	0
Orig	BA:	0	0	0	0	0	0	0	0	0	0	0
Pres	OP:	0	0									
	OT:	0	0	0	0	0	0	0	0	0	0	0
Reest -	BA:	0	1	0	0	0	0	0	0	0	0	0
Mar15	OP:	0	0									
	OT:	0	1	0	0	0	0	0	0	0	0	0
Reest -	BA:	-1	0	0	0	0	0	0	0	0	0	0
Orig	OP:	0	0									
	OT:	-1	0	0	0	0	0	0	0	0	0	0



Sorted by FUNC, SFUN, TID, SUB
 (amounts in millions)

		2015	2016	2017	2018	2019	2020	2021	2022	2023	2024	2025
AGRICULTURE (350)												
Account Total for Office of the Secretary												
Pres 16	BA:	66	69	68	69	57	57	58	59	60	62	64
Reest	OP:	0	1									
	OT:	65	69	67	69	62	59	58	59	60	62	64
Mar 15	BA:	66	67	70	72	61	62	64	65	67	69	71
Base	OP:	0	1									
	OT:	65	67	70	72	66	64	64	65	67	69	71
Orig	BA:	65	67	68	69	57	57	58	59	60	62	64
Pres	OP:	33	6									
	OT:	91	65	68	69	59	58	58	59	60	62	64
Reest -	BA:	0	2	-2	-3	-4	-5	-6	-6	-7	-7	-7
Mar15	OP:	0	0									
	OT:	0	2	-3	-3	-4	-5	-6	-6	-7	-7	-7
Reest -	BA:	1	2	0	0	0	0	0	0	0	0	0
Orig	OP:	-33	-5									
	OT:	-26	4	-1	0	3	1	0	0	0	0	0
Departmental Management												
Departmental Administration												
012 9915 0 1 352 AA02 AR AR 03 0												
Appropriation												
Pres 16	BA:	0	0	0	0	0	0	0	0	0	0	0
Reest	OP:	3	0									
	OT:	3	0	0	0	0	0	0	0	0	0	0
Mar 15	BA:	0	0	0	0	0	0	0	0	0	0	0
Base	OP:	3	0									
	OT:	3	0	0	0	0	0	0	0	0	0	0
Orig	BA:	0	0	0	0	0	0	0	0	0	0	0
Pres	OP:	0	0									
	OT:	0	0	0	0	0	0	0	0	0	0	0
Reest -	BA:	0	0	0	0	0	0	0	0	0	0	0
Mar15	OP:	0	0									
	OT:	0	0	0	0	0	0	0	0	0	0	0
Reest -	BA:	0	0	0	0	0	0	0	0	0	0	0
Orig	OP:	3	0									
	OT:	3	0	0	0	0	0	0	0	0	0	0



Sorted by FUNC, SFUN, TID, SUB
 (amounts in millions)

		2015	2016	2017	2018	2019	2020	2021	2022	2023	2024	2025
AGRICULTURE (350)												
Animal and Plant Health Inspection Service												
Miscellaneous trust funds												
012 9971 0 7 352 BB01 20 64 10 N												
Trust Fund												
Pres 16	BA:	9	9	9	9	9	9	9	9	9	9	9
Reest	OP:	0	0									
	OT:	12	9	9	9	9	9	9	9	9	9	9
Mar 15	BA:	9	9	9	9	9	9	9	9	9	9	9
Base	OP:	0	0									
	OT:	12	9	9	9	9	9	9	9	9	9	9
Orig	BA:	9	9	9	9	9	9	9	9	9	9	9
Pres	OP:	1	1									
	OT:	9	9	9	9	9	9	9	9	9	9	9
Reest -	BA:	0	0	0	0	0	0	0	0	0	0	0
Mar15	OP:	0	0									
	OT:	0	0	0	0	0	0	0	0	0	0	0
Reest -	BA:	0	0	0	0	0	0	0	0	0	0	0
Orig	OP:	-1	-1									
	OT:	3	0	0	0	0	0	0	0	0	0	0



Sorted by FUNC, SFUN, TID, SUB
 (amounts in millions)

		2015	2016	2017	2018	2019	2020	2021	2022	2023	2024	2025
AGRICULTURE (350)												
APHIS Fees												
012 9990 8 1 352 EA02 20 64 20												
Proposed Legislation												
Pres 16	BA:	0	0	0	0	0	0	0	0	0	0	0
Reest	OP:	0	0									
	OT:	0	0	0	0	0	0	0	0	0	0	0
Mar 15	BA:	0	0	0	0	0	0	0	0	0	0	0
Base	OP:	0	0									
	OT:	0	0	0	0	0	0	0	0	0	0	0
Orig	BA:	0	-20	-27	-27	-28	-29	-30	-31	-32	-33	-34
Pres	OP:	0	0									
	OT:	0	-20	-27	-27	-28	-29	-30	-31	-32	-33	-34
Reest -	BA:	0	0	0	0	0	0	0	0	0	0	0
Mar15	OP:	0	0									
	OT:	0	0	0	0	0	0	0	0	0	0	0
Reest -	BA:	0	20	27	27	28	29	30	31	32	33	34
Orig	OP:	0	0									
	OT:	0	20	27	27	28	29	30	31	32	33	34



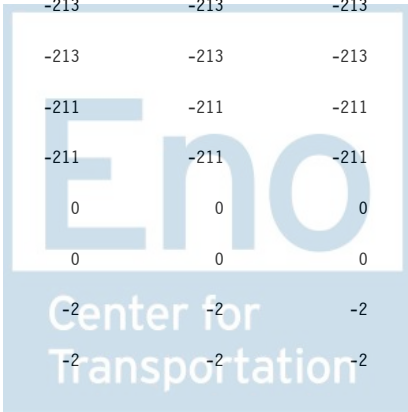
Sorted by FUNC, SFUN, TID, SUB
 (amounts in millions)

		2015	2016	2017	2018	2019	2020	2021	2022	2023	2024	2025
AGRICULTURE (350)												
Department of Agriculture												
Misc Contributed Funds, Agric.												
012 9990 8 7 352 CB01 XX XX 20 N												
Offsetting Receipts												
misc												
Pres 16	BA:	-212	-211	-211	-211	-211	-211	-211	-211	-211	-211	-211
Reest	OP:	0	0									
	OT:	-212	-211	-211	-211	-211	-211	-211	-211	-211	-211	-211
Mar 15	BA:	-212	-211	-211	-211	-211	-211	-211	-211	-211	-211	-211
Base	OP:	0	0									
	OT:	-212	-211	-211	-211	-211	-211	-211	-211	-211	-211	-211
Orig	BA:	-212	-211	-211	-211	-211	-211	-211	-211	-211	-211	-211
Pres	OP:	0	0									
	OT:	-212	-211	-211	-211	-211	-211	-211	-211	-211	-211	-211
Reest -	BA:	0	0	0	0	0	0	0	0	0	0	0
Mar15	OP:	0	0									
	OT:	0	0	0	0	0	0	0	0	0	0	0
Reest -	BA:	0	0	0	0	0	0	0	0	0	0	0
Orig	OP:	0	0									
	OT:	0	0	0	0	0	0	0	0	0	0	0



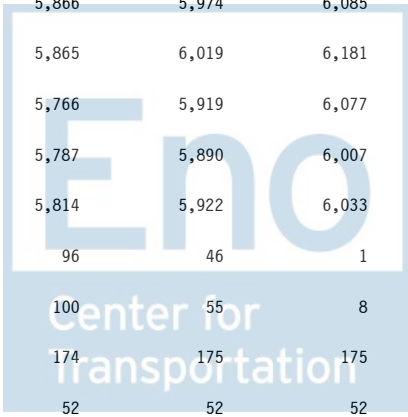
Sorted by FUNC, SFUN, TID, SUB
 (amounts in millions)

		2015	2016	2017	2018	2019	2020	2021	2022	2023	2024	2025
AGRICULTURE (350)												
012 9990 8 7 352 CB02 XX XX 20 N												
Offsetting Receipts												
Pres 16	BA:	-2	-2	-2	-2	-2	-2	-2	-2	-2	-2	-2
Reest	OP:	0	0									
	OT:	-2	-2	-2	-2	-2	-2	-2	-2	-2	-2	-2
Mar 15	BA:	-2	-2	-2	-2	-2	-2	-2	-2	-2	-2	-2
Base	OP:	0	0									
	OT:	-2	-2	-2	-2	-2	-2	-2	-2	-2	-2	-2
Orig	BA:	-2	-2	-2	0	0	0	0	0	0	0	0
Pres	OP:	0	0									
	OT:	-2	-2	-2	0	0	0	0	0	0	0	0
Reest -	BA:	0	0	0	0	0	0	0	0	0	0	0
Mar15	OP:	0	0									
	OT:	0	0	0	0	0	0	0	0	0	0	0
Reest -	BA:	0	0	0	-2	-2	-2	-2	-2	-2	-2	-2
Orig	OP:	0	0									
	OT:	0	0	0	-2	-2	-2	-2	-2	-2	-2	-2
Account Total for Misc Contributed Funds, Agric.												
Pres 16	BA:	-214	-213	-213	-213	-213	-213	-213	-213	-213	-213	-213
Reest	OP:	0	0									
	OT:	-214	-213	-213	-213	-213	-213	-213	-213	-213	-213	-213
Mar 15	BA:	-214	-213	-213	-213	-213	-213	-213	-213	-213	-213	-213
Base	OP:	0	0									
	OT:	-214	-213	-213	-213	-213	-213	-213	-213	-213	-213	-213
Orig	BA:	-214	-213	-213	-211	-211	-211	-211	-211	-211	-211	-211
Pres	OP:	0	0									
	OT:	-214	-213	-213	-211	-211	-211	-211	-211	-211	-211	-211
Reest -	BA:	0	0	0	0	0	0	0	0	0	0	0
Mar15	OP:	0	0									
	OT:	0	0	0	0	0	0	0	0	0	0	0
Reest -	BA:	0	0	0	-2	-2	-2	-2	-2	-2	-2	-2
Orig	OP:	0	0									
	OT:	0	0	0	-2	-2	-2	-2	-2	-2	-2	-2



Sorted by FUNC, SFUN, TID, SUB
 (amounts in millions)

		2015	2016	2017	2018	2019	2020	2021	2022	2023	2024	2025
AGRICULTURE (350)												
Grain Inspection, Packers and Stockyards Administration												
Grain Inspection, Packers & Stockyards Administration user fees												
012 9992 8 1 352 EA02 20 64 20												
Proposed Legislation												
Pres 16	BA:	0	0	0	0	0	0	0	0	0	0	0
Reest	OP:	0	0									
	OT:	0	0	0	0	0	0	0	0	0	0	0
Mar 15	BA:	0	0	0	0	0	0	0	0	0	0	0
Base	OP:	0	0									
	OT:	0	0	0	0	0	0	0	0	0	0	0
Orig	BA:	0	-30	-30	-30	-30	-30	-30	-30	-30	-30	-30
Pres	OP:	0	0									
	OT:	0	-30	-30	-30	-30	-30	-30	-30	-30	-30	-30
Reest -	BA:	0	0	0	0	0	0	0	0	0	0	0
Mar15	OP:	0	0									
	OT:	0	0	0	0	0	0	0	0	0	0	0
Reest -	BA:	0	30	30	30	30	30	30	30	30	30	30
Orig	OP:	0	0									
	OT:	0	30	30	30	30	30	30	30	30	30	30
Subfunction Total for 352 Agricultural research and services (352)												
Pres 16	BA:	4,833	5,461	5,582	5,723	5,684	5,738	5,845	5,961	6,065	6,182	6,298
Reest	OP:	1,037	1,211									
	OT:	4,501	5,075	5,385	5,580	5,649	5,687	5,763	5,866	5,974	6,085	6,202
Mar 15	BA:	4,833	4,986	5,180	5,357	5,407	5,555	5,702	5,865	6,019	6,181	6,349
Base	OP:	1,037	1,211									
	OT:	4,501	4,877	5,084	5,256	5,353	5,481	5,610	5,766	5,919	6,077	6,244
Orig	BA:	4,768	5,336	5,452	5,586	5,521	5,571	5,677	5,787	5,890	6,007	6,121
Pres	OP:	2,627	2,006									
	OT:	5,822	5,456	5,452	5,645	5,643	5,666	5,723	5,814	5,922	6,033	6,147
Reest -	BA:	0	475	402	366	277	183	143	96	46	1	-51
Mar15	OP:	0	0									
	OT:	0	198	301	324	296	206	153	100	55	8	-42
Reest -	BA:	65	125	130	137	163	167	168	174	175	175	177
Orig	OP:	-1,590	-795									
	OT:	-1,321	-381	-67	-65	6	21	40	52	52	52	55



Sorted by FUNC, SFUN, TID, SUB
 (amounts in millions)

		2015	2016	2017	2018	2019	2020	2021	2022	2023	2024	2025
Function Total for 350 AGRICULTURE (350)												
Pres 16	BA:	20,856	20,179	23,935	23,024	21,550	20,449	20,859	20,694	21,298	21,334	21,585
Reest	OP:	700	1,295									
	OT:	18,038	21,916	22,904	22,285	20,795	19,922	20,342	20,161	20,765	20,774	21,075
Mar 15	BA:	20,856	20,449	24,816	24,004	22,697	21,740	22,211	22,124	22,801	22,915	23,238
Base	OP:	700	1,295									
	OT:	18,038	21,866	23,703	22,753	21,871	21,162	21,669	21,569	22,244	22,331	22,710
Orig	BA:	24,304	26,284	26,923	25,062	20,164	19,111	21,877	22,015	21,948	21,800	21,819
Pres	OP:	8,616	6,630									
	OT:	21,797	22,288	26,427	24,649	19,843	18,728	21,411	21,546	21,474	21,314	21,321
Reest -	BA:	0	-270	-881	-980	-1,147	-1,291	-1,352	-1,430	-1,503	-1,581	-1,653
Mar15	OP:	0	0									
	OT:	0	50	-799	-468	-1,076	-1,240	-1,327	-1,408	-1,479	-1,557	-1,635
Reest -	BA:	-3,448	-6,105	-2,988	-2,038	1,386	1,338	-1,018	-1,321	-650	-466	-234
Orig	OP:	-7,916	-5,335									
	OT:	-3,759	-372	-3,523	-2,364	952	1,194	-1,069	-1,385	-709	-540	-246



Sorted by FUNC, SFUN, TID, SUB
(amounts in millions)

2015 2016 2017 2018 2019 2020 2021 2022 2023 2024 2025



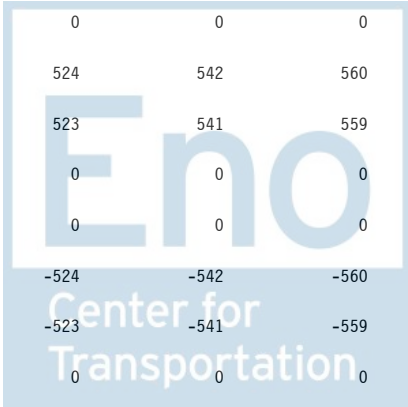
Sorted by FUNC, SFUN, TID, SUB
 (amounts in millions)

		2015	2016	2017	2018	2019	2020	2021	2022	2023	2024	2025
COMMERCE AND HOUSING CREDIT (370)												
Mortgage credit (371)												
Rural Housing Service												
Rural housing insurance fund program account												
012 2081 0 1 371 AA01 AR AR 03 0 SD												
Appropriation												
Direct loans												
Pres 16	BA:	66	61	520	531	536	542	554	564	576	586	598
Reest	OP:	6	15									
	OT:	56	61	404	518	524	530	540	550	562	572	583
Mar 15	BA:	66	67	68	70	71	72	74	75	77	78	80
Base	OP:	6	15									
	OT:	56	65	66	68	69	70	72	73	75	76	78
Orig	BA:	511	511	520	531	536	542	554	564	576	586	598
Pres	OP:	31	44									
	OT:	505	517	527	538	540	551	557	568	579	590	597
Reest -	BA:	0	-6	452	461	465	470	480	489	499	508	518
Mar15	OP:	0	0									
	OT:	0	-4	338	450	455	460	468	477	487	496	505
Reest -	BA:	-445	-450	0	0	0	0	0	0	0	0	0
Orig	OP:	-25	-29									
	OT:	-449	-456	-123	-20	-16	-21	-17	-18	-17	-18	-14



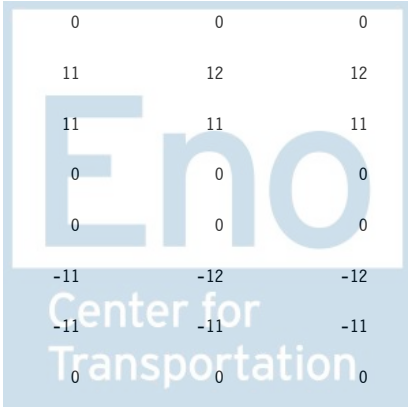
Sorted by FUNC, SFUN, TID, SUB
 (amounts in millions)

		2015	2016	2017	2018	2019	2020	2021	2022	2023	2024	2025
COMMERCE AND HOUSING CREDIT (370)												
012 2081 0 1 371 AA02 AR AR 03 0 SG												
Appropriation												
Farm labor housing grants												
Pres 16	BA:	16	15	0	0	0	0	0	0	0	0	0
Reest	OP:	3	4									
	OT:	15	15	3	0	0	0	0	0	0	0	0
Mar 15	BA:	16	16	17	17	17	18	18	18	19	19	19
Base	OP:	3	4									
	OT:	15	16	16	17	17	17	18	18	18	19	19
Orig	BA:	0	0	0	0	0	0	0	0	0	0	0
Pres	OP:	0	0									
	OT:	0	0	0	0	0	0	0	0	0	0	0
Reest -	BA:	0	-1	-17	-17	-17	-18	-18	-18	-19	-19	-19
Mar15	OP:	0	0									
	OT:	0	-1	-13	-17	-17	-17	-18	-18	-18	-19	-19
Reest -	BA:	16	15	0	0	0	0	0	0	0	0	0
Orig	OP:	3	4									
	OT:	15	15	3	0	0	0	0	0	0	0	0
012 2081 0 1 371 AA03 AR AR 03 0 AD												
Appropriation												
Admin. expenses												
Pres 16	BA:	415	420	0	0	0	0	0	0	0	0	0
Reest	OP:	33	33									
	OT:	415	419	34	0	0	0	0	0	0	0	0
Mar 15	BA:	415	428	441	457	473	489	506	524	542	560	578
Base	OP:	33	33									
	OT:	415	427	440	456	472	488	505	523	541	559	577
Orig	BA:	0	0	0	0	0	0	0	0	0	0	0
Pres	OP:	0	0									
	OT:	0	0	0	0	0	0	0	0	0	0	0
Reest -	BA:	0	-8	-441	-457	-473	-489	-506	-524	-542	-560	-578
Mar15	OP:	0	0									
	OT:	0	-8	-406	-456	-472	-488	-505	-523	-541	-559	-577
Reest -	BA:	415	420	0	0	0	0	0	0	0	0	0
Orig	OP:	33	33									
	OT:	415	419	34	0	0	0	0	0	0	0	0




Sorted by FUNC, SFUN, TID, SUB
 (amounts in millions)

		2015	2016	2017	2018	2019	2020	2021	2022	2023	2024	2025
COMMERCE AND HOUSING CREDIT (370)												
012 2081 0 1 371 AA04 AR AR 03 0 AD												
Appropriation												
Housing repair loans												
Pres 16	BA:	4	3	0	0	0	0	0	0	0	0	0
Reest	OP:	0	0									
	OT:	3	3	0	0	0	0	0	0	0	0	0
Mar 15	BA:	4	4	4	4	4	4	4	5	5	5	5
Base	OP:	0	0									
	OT:	3	3	4	4	4	4	4	5	5	5	5
Orig	BA:	0	0	0	0	0	0	0	0	0	0	0
Pres	OP:	0	0									
	OT:	0	0	0	0	0	0	0	0	0	0	0
Reest -	BA:	0	-1	-4	-4	-4	-4	-4	-5	-5	-5	-5
Mar15	OP:	0	0									
	OT:	0	0	-4	-4	-4	-4	-4	-5	-5	-5	-5
Reest -	BA:	4	3	0	0	0	0	0	0	0	0	0
Orig	OP:	0	0									
	OT:	3	3	0	0	0	0	0	0	0	0	0
012 2081 0 1 371 AA06 AR AR 03 0 SD												
Appropriation												
Repair, rehab, and new construction												
Pres 16	BA:	10	13	0	0	0	0	0	0	0	0	0
Reest	OP:	10	9									
	OT:	11	10	9	5	3	0	0	0	0	0	0
Mar 15	BA:	10	10	10	11	11	11	11	11	12	12	12
Base	OP:	10	9									
	OT:	11	10	9	10	10	11	11	11	11	11	12
Orig	BA:	0	0	0	0	0	0	0	0	0	0	0
Pres	OP:	0	0									
	OT:	0	0	0	0	0	0	0	0	0	0	0
Reest -	BA:	0	3	-10	-11	-11	-11	-11	-11	-12	-12	-12
Mar15	OP:	0	0									
	OT:	0	0	0	-5	-7	-11	-11	-11	-11	-11	-12
Reest -	BA:	10	13	0	0	0	0	0	0	0	0	0
Orig	OP:	10	9									
	OT:	11	10	9	5	3	0	0	0	0	0	0



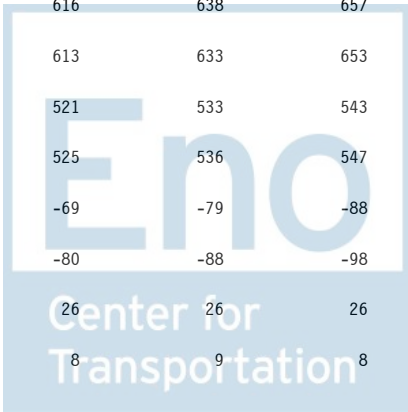
Sorted by FUNC, SFUN, TID, SUB
 (amounts in millions)

		2015	2016	2017	2018	2019	2020	2021	2022	2023	2024	2025
COMMERCE AND HOUSING CREDIT (370)												
012 2081 0 1 371 AA08 AR AR 03 A SD												
Appropriation												
Negative subsidy												
Pres 16	BA:	-123	-31	-28	-27	-17	-17	-17	-17	-17	-17	-17
Reest	OP:	0	0									
	OT:	-123	-31	-28	-27	-17	-17	-17	-17	-17	-17	-17
Mar 15	BA:	-123	-31	-28	-27	-17	-17	-17	-17	-17	-17	-17
Base	OP:	0	0									
	OT:	-123	-31	-28	-27	-17	-17	-17	-17	-17	-17	-17
Orig	BA:	-122	-58	-30	-36	-41	-41	-43	-43	-43	-43	-43
Pres	OP:	0	0									
	OT:	-122	-58	-30	-36	-41	-41	-43	-43	-43	-43	-43
Reest -	BA:	0	0	0	0	0	0	0	0	0	0	0
Mar15	OP:	0	0									
	OT:	0	0	0	0	0	0	0	0	0	0	0
Reest -	BA:	-1	27	2	9	24	24	26	26	26	26	26
Orig	OP:	0	0									
	OT:	-1	27	2	9	24	24	26	26	26	26	26
012 2081 0 1 371 BA01 24 68 10 N RD												
Federal Fund												
Pres 16	BA:	53	0	0	0	0	0	0	0	0	0	0
Reest	OP:	0	0									
	OT:	53	0	0	0	0	0	0	0	0	0	0
Mar 15	BA:	53	0	0	0	0	0	0	0	0	0	0
Base	OP:	0	0									
	OT:	53	0	0	0	0	0	0	0	0	0	0
Orig	BA:	53	0	0	0	0	0	0	0	0	0	0
Pres	OP:	0	0									
	OT:	53	0	0	0	0	0	0	0	0	0	0
Reest -	BA:	0	0	0	0	0	0	0	0	0	0	0
Mar15	OP:	0	0									
	OT:	0	0	0	0	0	0	0	0	0	0	0
Reest -	BA:	0	0	0	0	0	0	0	0	0	0	0
Orig	OP:	0	0									
	OT:	0	0	0	0	0	0	0	0	0	0	0



Sorted by FUNC, SFUN, TID, SUB
 (amounts in millions)

		2015	2016	2017	2018	2019	2020	2021	2022	2023	2024	2025
COMMERCE AND HOUSING CREDIT (370)												
012 2081 0 1 371 BA02 24 68 10 N RG												
Federal Fund												
Pres 16	BA:	758	0	0	0	0	0	0	0	0	0	0
Reest	OP:	0	0									
	OT:	758	0	0	0	0	0	0	0	0	0	0
Mar 15	BA:	758	0	0	0	0	0	0	0	0	0	0
Base	OP:	0	0									
	OT:	758	0	0	0	0	0	0	0	0	0	0
Orig	BA:	758	0	0	0	0	0	0	0	0	0	0
Pres	OP:	0	0									
	OT:	758	0	0	0	0	0	0	0	0	0	0
Reest -	BA:	0	0	0	0	0	0	0	0	0	0	0
Mar15	OP:	0	0									
	OT:	0	0	0	0	0	0	0	0	0	0	0
Reest -	BA:	0	0	0	0	0	0	0	0	0	0	0
Orig	OP:	0	0									
	OT:	0	0	0	0	0	0	0	0	0	0	0
Account Total for Rural housing insurance fund program account												
Pres 16	BA:	1,199	481	492	504	519	525	537	547	559	569	581
Reest	OP:	52	61									
	OT:	1,188	477	422	496	510	513	523	533	545	555	566
Mar 15	BA:	1,199	494	512	532	559	577	596	616	638	657	677
Base	OP:	52	61									
	OT:	1,188	490	507	528	555	573	593	613	633	653	674
Orig	BA:	1,200	453	490	495	495	501	511	521	533	543	555
Pres	OP:	31	44									
	OT:	1,194	459	497	502	499	510	514	525	536	547	554
Reest -	BA:	0	-13	-20	-28	-40	-52	-59	-69	-79	-88	-96
Mar15	OP:	0	0									
	OT:	0	-13	-85	-32	-45	-60	-70	-80	-88	-98	-108
Reest -	BA:	-1	28	2	9	24	24	26	26	26	26	26
Orig	OP:	21	17									
	OT:	-6	18	-75	-6	11	3	9	8	9	8	12



Sorted by FUNC, SFUN, TID, SUB
 (amounts in millions)

		2015	2016	2017	2018	2019	2020	2021	2022	2023	2024	2025
COMMERCE AND HOUSING CREDIT (370)												
Rural housing insurance fund liquidating account												
012 4141 0 3 371 BD02 XX XX 10 N LQ												
Public Enterprise Fund												
Pres 16	BA:	0	0	0	0	0	0	0	0	0	0	0
Reest	OP:	0	0									
	OT:	-600	-595	-590	-585	-580	-570	-560	-550	-530	-520	-510
Mar 15	BA:	0	0	0	0	0	0	0	0	0	0	0
Base	OP:	0	0									
	OT:	-600	-595	-590	-585	-580	-570	-560	-550	-530	-520	-510
Orig	BA:	-453	-453	-429	-408	-391	-375	-360	-348	-337	-323	-311
Pres	OP:	3	2									
	OT:	-454	-453	-429	-408	-391	-375	-360	-348	-337	-323	-311
Reest -	BA:	0	0	0	0	0	0	0	0	0	0	0
Mar15	OP:	0	0									
	OT:	0	0	0	0	0	0	0	0	0	0	0
Reest -	BA:	453	453	429	408	391	375	360	348	337	323	311
Orig	OP:	-3	-2									
	OT:	-146	-142	-161	-177	-189	-195	-200	-202	-193	-197	-199




Sorted by FUNC, SFUN, TID, SUB
 (amounts in millions)

		2015	2016	2017	2018	2019	2020	2021	2022	2023	2024	2025
COMMERCE AND HOUSING CREDIT (370)												
Department of the Treasury												
Departmental Offices												
GSE Mortgage-Backed Securities Purchase Program Account												
020 0126 0 1 371 BA01 24 68 10 N SD												
Federal Fund												
GSE Mortgage Backed Securities Purchase Program Account												
Pres 16	BA:	3	3	5	3	2	1	1	1	1	1	1
Reest	OP:	50	0									
	OT:	53	3	5	3	2	1	1	1	1	1	1
Mar 15	BA:	3	3	5	3	2	1	1	1	1	1	1
Base	OP:	50	0									
	OT:	53	3	5	3	2	1	1	1	1	1	1
Orig	BA:	3	3	5	3	2	1	1	1	1	1	1
Pres	OP:	50	0									
	OT:	53	3	5	3	2	1	1	1	1	1	1
Reest -	BA:	0	0	0	0	0	0	0	0	0	0	0
Mar15	OP:	0	0									
	OT:	0	0	0	0	0	0	0	0	0	0	0
Reest -	BA:	0	0	0	0	0	0	0	0	0	0	0
Orig	OP:	0	0									
	OT:	0	0	0	0	0	0	0	0	0	0	0



Sorted by FUNC, SFUN, TID, SUB
 (amounts in millions)

		2015	2016	2017	2018	2019	2020	2021	2022	2023	2024	2025
COMMERCE AND HOUSING CREDIT (370)												
020 0126 0 1 371 BA02 24 68 10 N RD												
Federal Fund												
Pres 16	BA:	175	0	0	0	0	0	0	0	0	0	0
Reest	OP:	0	0									
	OT:	175	0	0	0	0	0	0	0	0	0	0
Mar 15	BA:	175	0	0	0	0	0	0	0	0	0	0
Base	OP:	0	0									
	OT:	175	0	0	0	0	0	0	0	0	0	0
Orig	BA:	175	0	0	0	0	0	0	0	0	0	0
Pres	OP:	0	0									
	OT:	175	0	0	0	0	0	0	0	0	0	0
Reest -	BA:	0	0	0	0	0	0	0	0	0	0	0
Mar15	OP:	0	0									
	OT:	0	0	0	0	0	0	0	0	0	0	0
Reest -	BA:	0	0	0	0	0	0	0	0	0	0	0
Orig	OP:	0	0									
	OT:	0	0	0	0	0	0	0	0	0	0	0
Account Total for GSE Mortgage-Backed Securities Purchase Program Account												
Pres 16	BA:	178	3	5	3	2	1	1	1	1	1	1
Reest	OP:	50	0									
	OT:	228	3	5	3	2	1	1	1	1	1	1
Mar 15	BA:	178	3	5	3	2	1	1	1	1	1	1
Base	OP:	50	0									
	OT:	228	3	5	3	2	1	1	1	1	1	1
Orig	BA:	178	3	5	3	2	1	1	1	1	1	1
Pres	OP:	50	0									
	OT:	228	3	5	3	2	1	1	1	1	1	1
Reest -	BA:	0	0	0	0	0	0	0	0	0	0	0
Mar15	OP:	0	0									
	OT:	0	0	0	0	0	0	0	0	0	0	0
Reest -	BA:	0	0	0	0	0	0	0	0	0	0	0
Orig	OP:	0	0									
	OT:	0	0	0	0	0	0	0	0	0	0	0



Sorted by FUNC, SFUN, TID, SUB
 (amounts in millions)

		2015	2016	2017	2018	2019	2020	2021	2022	2023	2024	2025
COMMERCE AND HOUSING CREDIT (370)												
Department of the Treasury												
GSE Fees Pursuant to PL112-78, sec. 401												
020 2485 8 1 371 CB01 XX XX 20 N FANFRED												
Offsetting Receipts												
receipts of cash from 10 bps increase												
Pres 16	BA:	-2,500	0	0	0	0	0	0	0	0	0	0
Reest	OP:	0	0									
	OT:	-2,500	0	0	0	0	0	0	0	0	0	0
Mar 15	BA:	-2,500	0	0	0	0	0	0	0	0	0	0
Base	OP:	0	0									
	OT:	-2,500	0	0	0	0	0	0	0	0	0	0
Orig	BA:	-2,436	-2,739	-3,111	-3,435	-3,680	-3,882	-4,048	-3,977	-3,524	-3,081	-2,679
Pres	OP:	0	0									
	OT:	-2,436	-2,739	-3,111	-3,435	-3,680	-3,882	-4,048	-3,977	-3,524	-3,081	-2,679
Reest -	BA:	0	0	0	0	0	0	0	0	0	0	0
Mar15	OP:	0	0									
	OT:	0	0	0	0	0	0	0	0	0	0	0
Reest -	BA:	-64	2,739	3,111	3,435	3,680	3,882	4,048	3,977	3,524	3,081	2,679
Orig	OP:	0	0									
	OT:	-64	2,739	3,111	3,435	3,680	3,882	4,048	3,977	3,524	3,081	2,679



Sorted by FUNC, SFUN, TID, SUB
 (amounts in millions)

		2015	2016	2017	2018	2019	2020	2021	2022	2023	2024	2025
COMMERCE AND HOUSING CREDIT (370)												
Dividend Payments on Preferred Stock Issued by Fannie/Freddie												
020 2894 8 1 371 CBO1 XX XX 20 N FANFRED												
Offsetting Receipts												
Net cash injection for 2014--Fannie Mae and Freddie Mac												
Pres 16	BA:	-23,300	0	0	0	0	0	0	0	0	0	0
Reest	OP:	0	0									
	OT:	-23,300	0	0	0	0	0	0	0	0	0	0
Mar 15	BA:	-23,300	0	0	0	0	0	0	0	0	0	0
Base	OP:	0	0									
	OT:	-23,300	0	0	0	0	0	0	0	0	0	0
Orig	BA:	-23,352	-19,812	-19,383	-18,421	-14,986	-13,670	-11,630	-10,063	-9,750	-9,553	-9,468
Pres	OP:	0	0									
	OT:	-23,352	-19,812	-19,383	-18,421	-14,986	-13,670	-11,630	-10,063	-9,750	-9,553	-9,468
Reest -	BA:	0	0	0	0	0	0	0	0	0	0	0
Mar15	OP:	0	0									
	OT:	0	0	0	0	0	0	0	0	0	0	0
Reest -	BA:	52	19,812	19,383	18,421	14,986	13,670	11,630	10,063	9,750	9,553	9,468
Orig	OP:	0	0									
	OT:	52	19,812	19,383	18,421	14,986	13,670	11,630	10,063	9,750	9,553	9,468




Sorted by FUNC, SFUN, TID, SUB
 (amounts in millions)

		2015	2016	2017	2018	2019	2020	2021	2022	2023	2024	2025
COMMERCE AND HOUSING CREDIT (370)												
Hope bond payment fund												
020 5882 0 2 371 BA01 24 68 10 A												
Federal Fund												
retiring of hope bonds												
Pres 16	BA:	0	0	17	38	38	38	21	0	0	0	0
Reest	OP:	0	0									
	OT:	0	0	17	38	38	38	21	0	0	0	0
Mar 15	BA:	0	0	17	38	38	38	21	0	0	0	0
Base	OP:	0	0									
	OT:	0	0	17	38	38	38	21	0	0	0	0
Orig	BA:	0	0	0	0	0	0	0	0	0	0	0
Pres	OP:	0	0									
	OT:	0	0	0	0	0	0	0	0	0	0	0
Reest -	BA:	0	0	0	0	0	0	0	0	0	0	0
Mar15	OP:	0	0									
	OT:	0	0	0	0	0	0	0	0	0	0	0
Reest -	BA:	0	0	17	38	38	38	21	0	0	0	0
Orig	OP:	0	0									
	OT:	0	0	17	38	38	38	21	0	0	0	0



Sorted by FUNC, SFUN, TID, SUB
 (amounts in millions)

		2015	2016	2017	2018	2019	2020	2021	2022	2023	2024	2025
COMMERCE AND HOUSING CREDIT (370)												
020 5882 0 2 371 CB01 XX XX 20 N												
Offsetting Receipts												
GSE contributions to Fund												
Pres 16	BA:	0	-68	-84	0	0	0	0	0	0	0	0
Reest	OP:	0	0									
	OT:	0	-68	-84	0	0	0	0	0	0	0	0
Mar 15	BA:	0	-68	-84	0	0	0	0	0	0	0	0
Base	OP:	0	0									
	OT:	0	-68	-84	0	0	0	0	0	0	0	0
Orig	BA:	0	-61	-73	0	0	0	0	0	0	0	0
Pres	OP:	0	0									
	OT:	0	-61	-73	0	0	0	0	0	0	0	0
Reest -	BA:	0	0	0	0	0	0	0	0	0	0	0
Mar15	OP:	0	0									
	OT:	0	0	0	0	0	0	0	0	0	0	0
Reest -	BA:	0	-7	-11	0	0	0	0	0	0	0	0
Orig	OP:	0	0									
	OT:	0	-7	-11	0	0	0	0	0	0	0	0
Account Total for Hope bond payment fund												
Pres 16	BA:	0	-68	-67	38	38	38	21	0	0	0	0
Reest	OP:	0	0									
	OT:	0	-68	-67	38	38	38	21	0	0	0	0
Mar 15	BA:	0	-68	-67	38	38	38	21	0	0	0	0
Base	OP:	0	0									
	OT:	0	-68	-67	38	38	38	21	0	0	0	0
Orig	BA:	0	-61	-73	0	0	0	0	0	0	0	0
Pres	OP:	0	0									
	OT:	0	-61	-73	0	0	0	0	0	0	0	0
Reest -	BA:	0	0	0	0	0	0	0	0	0	0	0
Mar15	OP:	0	0									
	OT:	0	0	0	0	0	0	0	0	0	0	0
Reest -	BA:	0	-7	6	38	38	38	21	0	0	0	0
Orig	OP:	0	0									
	OT:	0	-7	6	38	38	38	21	0	0	0	0




Sorted by FUNC, SFUN, TID, SUB
 (amounts in millions)

		2015	2016	2017	2018	2019	2020	2021	2022	2023	2024	2025
COMMERCE AND HOUSING CREDIT (370)												
Department of Housing and Urban Development												
Housing Programs												
FHA-mutual mortgage insurance program account												
086 0183 0 1 371 AA01 TT TT 03 0 SG												
Appropriation												
Pres 16	BA:	130	174	176	180	182	184	187	191	195	199	203
Reest	OP:	0	0									
	OT:	130	174	176	180	182	184	187	191	195	199	203
Mar 15	BA:	130	134	138	143	148	154	159	164	170	176	182
Base	OP:	0	0									
	OT:	130	134	138	143	148	154	159	164	170	176	182
Orig	BA:	130	143	146	150	152	154	157	161	165	169	173
Pres	OP:	130	126									
	OT:	143	113	124	131	149	150	153	156	160	163	167
Reest -	BA:	0	40	38	37	34	30	28	27	25	23	21
Mar15	OP:	0	0									
	OT:	0	40	38	37	34	30	28	27	25	23	21
Reest -	BA:	0	31	30	30	30	30	30	30	30	30	30
Orig	OP:	-130	-126									
	OT:	-13	61	52	49	33	34	34	35	35	36	36




Sorted by FUNC, SFUN, TID, SUB
 (amounts in millions)

		2015	2016	2017	2018	2019	2020	2021	2022	2023	2024	2025
COMMERCE AND HOUSING CREDIT (370)												
086 0183 0 1 371 AA04 TT TT 03												
Appropriation												
transfer to TI												
Pres 16	BA:	0	-1	-1	-1	-1	-1	-1	-1	-1	-1	-1
Reest	OP:	0	0									
	OT:	0	-1	-1	-1	-1	-1	-1	-1	-1	-1	-1
Mar 15	BA:	0	0	0	0	0	0	0	0	0	0	0
Base	OP:	0	0									
	OT:	0	0	0	0	0	0	0	0	0	0	0
Orig	BA:	0	0	0	0	0	0	0	0	0	0	0
Pres	OP:	0	0									
	OT:	0	0	0	0	0	0	0	0	0	0	0
Reest -	BA:	0	-1	-1	-1	-1	-1	-1	-1	-1	-1	-1
Mar15	OP:	0	0									
	OT:	0	-1	-1	-1	-1	-1	-1	-1	-1	-1	-1
Reest -	BA:	0	-1	-1	-1	-1	-1	-1	-1	-1	-1	-1
Orig	OP:	0	0									
	OT:	0	-1	-1	-1	-1	-1	-1	-1	-1	-1	-1
086 0183 0 1 371 AC01 TT TT 03												
Appropriation - Existing Law Change												
Administrative Lender fee												
Pres 16	BA:	0	-29	-35	-42	-48	-51	-50	-53	-54	-54	-54
Reest	OP:	0	0									
	OT:	0	-29	-35	-42	-48	-51	-50	-53	-54	-54	-54
Mar 15	BA:	0	0	0	0	0	0	0	0	0	0	0
Base	OP:	0	0									
	OT:	0	0	0	0	0	0	0	0	0	0	0
Orig	BA:	0	0	0	0	0	0	0	0	0	0	0
Pres	OP:	0	0									
	OT:	0	0	0	0	0	0	0	0	0	0	0
Reest -	BA:	0	-29	-35	-42	-48	-51	-50	-53	-54	-54	-54
Mar15	OP:	0	0									
	OT:	0	-29	-35	-42	-48	-51	-50	-53	-54	-54	-54
Reest -	BA:	0	-29	-35	-42	-48	-51	-50	-53	-54	-54	-54
Orig	OP:	0	0									
	OT:	0	-29	-35	-42	-48	-51	-50	-53	-54	-54	-54



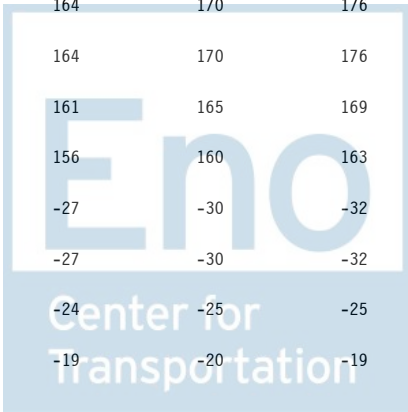
Sorted by FUNC, SFUN, TID, SUB
 (amounts in millions)

		2015	2016	2017	2018	2019	2020	2021	2022	2023	2024	2025
COMMERCE AND HOUSING CREDIT (370)												
086 0183 0 1 371 BA01 24 68 10 N RG												
Federal Fund												
Pres 16	BA:	12,892	0	0	0	0	0	0	0	0	0	0
Reest	OP:	0	0									
	OT:	12,892	0	0	0	0	0	0	0	0	0	0
Mar 15	BA:	12,892	0	0	0	0	0	0	0	0	0	0
Base	OP:	0	0									
	OT:	12,892	0	0	0	0	0	0	0	0	0	0
Orig	BA:	0	0	0	0	0	0	0	0	0	0	0
Pres	OP:	0	0									
	OT:	12,892	0	0	0	0	0	0	0	0	0	0
Reest -	BA:	0	0	0	0	0	0	0	0	0	0	0
Mar15	OP:	0	0									
	OT:	0	0	0	0	0	0	0	0	0	0	0
Reest -	BA:	12,892	0	0	0	0	0	0	0	0	0	0
Orig	OP:	0	0									
	OT:	0	0	0	0	0	0	0	0	0	0	0
086 0183 0 1 371 BA02 24 68 10 N RG												
Federal Fund												
Pres 16	BA:	-8,436	0	0	0	0	0	0	0	0	0	0
Reest	OP:	0	0									
	OT:	-8,436	0	0	0	0	0	0	0	0	0	0
Mar 15	BA:	-8,436	0	0	0	0	0	0	0	0	0	0
Base	OP:	0	0									
	OT:	-8,436	0	0	0	0	0	0	0	0	0	0
Orig	BA:	0	0	0	0	0	0	0	0	0	0	0
Pres	OP:	0	0									
	OT:	-8,436	0	0	0	0	0	0	0	0	0	0
Reest -	BA:	0	0	0	0	0	0	0	0	0	0	0
Mar15	OP:	0	0									
	OT:	0	0	0	0	0	0	0	0	0	0	0
Reest -	BA:	-8,436	0	0	0	0	0	0	0	0	0	0
Orig	OP:	0	0									
	OT:	0	0	0	0	0	0	0	0	0	0	0



Sorted by FUNC, SFUN, TID, SUB
 (amounts in millions)

		2015	2016	2017	2018	2019	2020	2021	2022	2023	2024	2025
COMMERCE AND HOUSING CREDIT (370)												
086 0183 0 1 371 BA03 24 68 10												
Federal Fund												
Pres 16	BA:	0	0	0	0	0	0	0	0	0	0	0
Reest	OP:	0	0									
	OT:	0	0	0	0	0	0	0	0	0	0	0
Mar 15	BA:	0	0	0	0	0	0	0	0	0	0	0
Base	OP:	0	0									
	OT:	0	0	0	0	0	0	0	0	0	0	0
Orig	BA:	5,554	0	0	0	0	0	0	0	0	0	0
Pres	OP:	7,338	0									
	OT:	0	0	0	0	0	0	0	0	0	0	0
Reest -	BA:	0	0	0	0	0	0	0	0	0	0	0
Mar15	OP:	0	0									
	OT:	0	0	0	0	0	0	0	0	0	0	0
Reest -	BA:	-5,554	0	0	0	0	0	0	0	0	0	0
Orig	OP:	-7,338	0									
	OT:	0	0	0	0	0	0	0	0	0	0	0
Account Total for FHA-mutual mortgage insurance program account												
Pres 16	BA:	4,586	144	140	137	133	132	136	137	140	144	148
Reest	OP:	0	0									
	OT:	4,586	144	140	137	133	132	136	137	140	144	148
Mar 15	BA:	4,586	134	138	143	148	154	159	164	170	176	182
Base	OP:	0	0									
	OT:	4,586	134	138	143	148	154	159	164	170	176	182
Orig	BA:	5,684	143	146	150	152	154	157	161	165	169	173
Pres	OP:	7,468	126									
	OT:	4,599	113	124	131	149	150	153	156	160	163	167
Reest -	BA:	0	10	2	-6	-15	-22	-23	-27	-30	-32	-34
Mar15	OP:	0	0									
	OT:	0	10	2	-6	-15	-22	-23	-27	-30	-32	-34
Reest -	BA:	-1,098	1	-6	-13	-19	-22	-21	-24	-25	-25	-25
Orig	OP:	-7,468	-126									
	OT:	-13	31	16	6	-16	-18	-17	-19	-20	-19	-19




Sorted by FUNC, SFUN, TID, SUB
 (amounts in millions)

		2015	2016	2017	2018	2019	2020	2021	2022	2023	2024	2025
COMMERCE AND HOUSING CREDIT (370)												
Government National Mortgage Association												
Guarantees of mortgage-backed securities loan guarantee program												
086 0186 0 1 371 AA01 TT TT 03 A SG												
Appropriation												
Pres 16	BA:	-101	-118	-120	-123	-124	-125	-128	-130	-133	-136	-138
Reest	OP:	0	0									
	OT:	-101	-118	-120	-123	-124	-125	-128	-130	-133	-136	-138
Mar 15	BA:	-101	-101	-101	-101	-101	-101	-101	-101	-101	-101	-101
Base	OP:	0	0									
	OT:	-101	-101	-101	-101	-101	-101	-101	-101	-101	-101	-101
Orig	BA:	-66	-90	-91	-94	-95	-95	-98	-99	-101	-104	-105
Pres	OP:	3	2									
	OT:	-65	-91	-91	-94	-95	-95	-98	-99	-101	-104	-105
Reest -	BA:	0	-17	-19	-22	-23	-24	-27	-29	-32	-35	-37
Mar15	OP:	0	0									
	OT:	0	-17	-19	-22	-23	-24	-27	-29	-32	-35	-37
Reest -	BA:	-35	-28	-29	-29	-29	-30	-30	-31	-32	-32	-33
Orig	OP:	-3	-2									
	OT:	-36	-27	-29	-29	-29	-30	-30	-31	-32	-32	-33



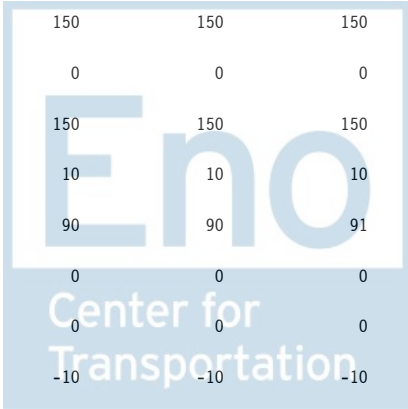
Sorted by FUNC, SFUN, TID, SUB
 (amounts in millions)

		2015	2016	2017	2018	2019	2020	2021	2022	2023	2024	2025
COMMERCE AND HOUSING CREDIT (370)												
086 0186 0 1 371 AA02 TT TT 03 0 AD												
Appropriation												
admin spending												
Pres 16	BA:	23	28	29	29	29	30	30	31	32	32	33
Reest	OP:	0	0									
	OT:	23	28	29	29	29	30	30	31	32	32	33
Mar 15	BA:	23	24	24	25	26	27	28	29	30	31	32
Base	OP:	0	0									
	OT:	23	24	24	25	26	27	28	29	30	31	32
Orig	BA:	0	0	0	0	0	0	0	0	0	0	0
Pres	OP:	0	0									
	OT:	0	0	0	0	0	0	0	0	0	0	0
Reest -	BA:	0	4	5	4	3	3	2	2	2	1	1
Mar15	OP:	0	0									
	OT:	0	4	5	4	3	3	2	2	2	1	1
Reest -	BA:	23	28	29	29	29	30	30	31	32	32	33
Orig	OP:	0	0									
	OT:	23	28	29	29	29	30	30	31	32	32	33
086 0186 0 1 371 AA08 TT TT 03 N												
Appropriation												
contingency admin												
Pres 16	BA:	1	1	0	0	0	0	0	0	0	0	0
Reest	OP:	0	0									
	OT:	1	1	0	0	0	0	0	0	0	0	0
Mar 15	BA:	1	0	0	0	0	0	0	0	0	0	0
Base	OP:	0	0									
	OT:	1	0	0	0	0	0	0	0	0	0	0
Orig	BA:	0	0	0	0	0	0	0	0	0	0	0
Pres	OP:	0	0									
	OT:	0	0	0	0	0	0	0	0	0	0	0
Reest -	BA:	0	1	0	0	0	0	0	0	0	0	0
Mar15	OP:	0	0									
	OT:	0	1	0	0	0	0	0	0	0	0	0
Reest -	BA:	1	1	0	0	0	0	0	0	0	0	0
Orig	OP:	0	0									
	OT:	1	1	0	0	0	0	0	0	0	0	0



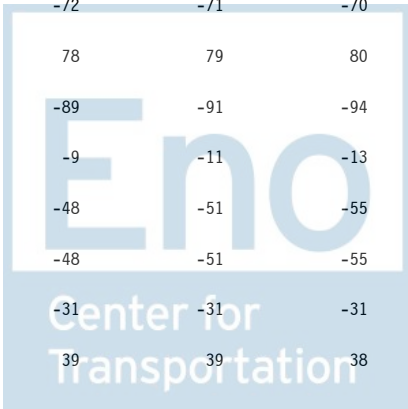
Sorted by FUNC, SFUN, TID, SUB
 (amounts in millions)

		2015	2016	2017	2018	2019	2020	2021	2022	2023	2024	2025
COMMERCE AND HOUSING CREDIT (370)												
086 0186 0 1 371 AC01 TT TT 03 A												
Appropriation - Existing Law Change												
HECM securitizations												
Pres 16	BA:	-28	-21	-21	-21	-21	-21	-21	-21	-21	-21	-21
Reest	OP:	0	0									
	OT:	-28	-21	-21	-21	-21	-21	-21	-21	-21	-21	-21
Mar 15	BA:	-28	0	0	0	0	0	0	0	0	0	0
Base	OP:	0	0									
	OT:	-28	0	0	0	0	0	0	0	0	0	0
Orig	BA:	0	0	0	0	0	0	0	0	0	0	0
Pres	OP:	0	0									
	OT:	0	0	0	0	0	0	0	0	0	0	0
Reest -	BA:	0	-21	-21	-21	-21	-21	-21	-21	-21	-21	-21
Mar15	OP:	0	0									
	OT:	0	-21	-21	-21	-21	-21	-21	-21	-21	-21	-21
Reest -	BA:	-28	-21	-21	-21	-21	-21	-21	-21	-21	-21	-21
Orig	OP:	0	0									
	OT:	-28	-21	-21	-21	-21	-21	-21	-21	-21	-21	-21
086 0186 0 1 371 BA01 24 68 10 N												
Federal Fund												
GNMA Servicing Fees and Admin expenses												
Pres 16	BA:	0	0	0	0	0	0	0	0	0	0	0
Reest	OP:	0	0									
	OT:	150	150	150	150	150	150	150	150	150	150	150
Mar 15	BA:	0	0	0	0	0	0	0	0	0	0	0
Base	OP:	0	0									
	OT:	150	150	150	150	150	150	150	150	150	150	150
Orig	BA:	0	0	10	20	10	10	10	10	10	10	10
Pres	OP:	0	0									
	OT:	0	0	10	10	10	10	10	10	10	10	10
Reest -	BA:	0	0	0	0	0	0	0	0	0	0	0
Mar15	OP:	0	0									
	OT:	0	0	0	0	0	0	0	0	0	0	0
Reest -	BA:	0	0	-10	-20	-10	-10	-10	-10	-10	-10	-10
Orig	OP:	0	0									
	OT:	150	150	140	140	140	140	140	140	140	140	140




Sorted by FUNC, SFUN, TID, SUB
 (amounts in millions)

		2015	2016	2017	2018	2019	2020	2021	2022	2023	2024	2025
COMMERCE AND HOUSING CREDIT (370)												
086 0186 0 1 371 BA02 24 68 10 N RG												
Federal Fund												
Pres 16	BA:	-2,976	0	0	0	0	0	0	0	0	0	0
Reest	OP:	0	0									
	OT:	-2,976	0	0	0	0	0	0	0	0	0	0
Mar 15	BA:	-2,976	0	0	0	0	0	0	0	0	0	0
Base	OP:	0	0									
	OT:	-2,976	0	0	0	0	0	0	0	0	0	0
Orig	BA:	-2,976	0	0	0	0	0	0	0	0	0	0
Pres	OP:	0	0									
	OT:	-2,976	0	0	0	0	0	0	0	0	0	0
Reest -	BA:	0	0	0	0	0	0	0	0	0	0	0
Mar15	OP:	0	0									
	OT:	0	0	0	0	0	0	0	0	0	0	0
Reest -	BA:	0	0	0	0	0	0	0	0	0	0	0
Orig	OP:	0	0									
	OT:	0	0	0	0	0	0	0	0	0	0	0
Account Total for Guarantees of mortgage-backed securities loan guarantee program												
Pres 16	BA:	-3,081	-110	-112	-115	-116	-116	-119	-120	-122	-125	-126
Reest	OP:	0	0									
	OT:	-2,931	40	38	35	34	34	31	30	28	25	24
Mar 15	BA:	-3,081	-77	-77	-76	-75	-74	-73	-72	-71	-70	-69
Base	OP:	0	0									
	OT:	-2,931	73	73	74	75	76	77	78	79	80	81
Orig	BA:	-3,042	-90	-81	-74	-85	-85	-88	-89	-91	-94	-95
Pres	OP:	3	2						-9	-11	-13	-95
	OT:	-3,041	-91	-81	-84	-85	-85	-88	-48	-51	-55	-57
Reest -	BA:	0	-33	-35	-39	-41	-42	-46	-48	-51	-55	-57
Mar15	OP:	0	0									
	OT:	0	-33	-35	-39	-41	-42	-46	-48	-51	-55	-57
Reest -	BA:	-39	-20	-31	-41	-31	-31	-31	-31	-31	-31	-31
Orig	OP:	-3	-2									
	OT:	110	131	119	119	119	119	119	39	39	38	119



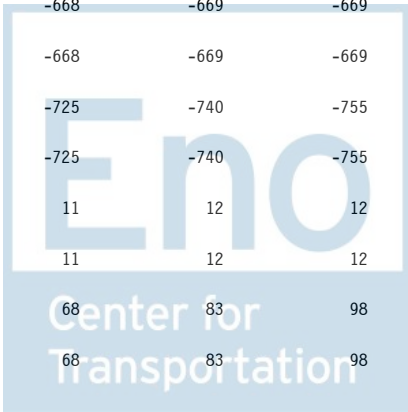
Sorted by FUNC, SFUN, TID, SUB
 (amounts in millions)

		2015	2016	2017	2018	2019	2020	2021	2022	2023	2024	2025
COMMERCE AND HOUSING CREDIT (370)												
Housing Programs												
FHA-general and special risk program account												
086 0200 0 1 371 AA03 TT TT 03 A SG												
Appropriation												
Pres 16	BA:	-708	-657	-657	-657	-657	-657	-657	-657	-657	-657	-657
Reest	OP:	0	0									
	OT:	-708	-657	-657	-657	-657	-657	-657	-657	-657	-657	-657
Mar 15	BA:	-708	-657	-657	-657	-657	-657	-657	-657	-657	-657	-657
Base	OP:	0	0									
	OT:	-708	-657	-657	-657	-657	-657	-657	-657	-657	-657	-657
Orig	BA:	-708	-657	-670	-684	-690	-697	-711	-725	-740	-755	-770
Pres	OP:	0	0									
	OT:	-708	-657	-670	-684	-690	-697	-711	-725	-740	-755	-770
Reest -	BA:	0	0	0	0	0	0	0	0	0	0	0
Mar15	OP:	0	0									
	OT:	0	0	0	0	0	0	0	0	0	0	0
Reest -	BA:	0	0	13	27	33	40	54	68	83	98	113
Orig	OP:	0	0									
	OT:	0	0	13	27	33	40	54	68	83	98	113
086 0200 0 1 371 BA01 24 68 10 N RG												
Federal Fund												
Pres 16	BA:	-196	0	0	0	0	0	0	0	0	0	0
Reest	OP:	0	0									
	OT:	-196	0	0	0	0	0	0	0	0	0	0
Mar 15	BA:	-196	0	0	0	0	0	0	0	0	0	0
Base	OP:	0	0									
	OT:	-196	0	0	0	0	0	0	0	0	0	0
Orig	BA:	-196	0	0	0	0	0	0	0	0	0	0
Pres	OP:	0	0									
	OT:	-196	0	0	0	0	0	0	0	0	0	0
Reest -	BA:	0	0	0	0	0	0	0	0	0	0	0
Mar15	OP:	0	0									
	OT:	0	0	0	0	0	0	0	0	0	0	0
Reest -	BA:	0	0	0	0	0	0	0	0	0	0	0
Orig	OP:	0	0									
	OT:	0	0	0	0	0	0	0	0	0	0	0




Sorted by FUNC, SFUN, TID, SUB
 (amounts in millions)

		2015	2016	2017	2018	2019	2020	2021	2022	2023	2024	2025
COMMERCE AND HOUSING CREDIT (370)												
086 0200 0 1 371 IA01 TT TT 03 0												
Rescission												
Pres 16	BA:	-10	0	0	0	0	0	0	0	0	0	0
Reest	OP:	0	0									
	OT:	-10	0	0	0	0	0	0	0	0	0	0
Mar 15	BA:	-10	-10	-10	-11	-11	-11	-11	-11	-12	-12	-12
Base	OP:	0	0									
	OT:	-10	-10	-10	-11	-11	-11	-11	-11	-12	-12	-12
Orig	BA:	-10	0	0	0	0	0	0	0	0	0	0
Pres	OP:	0	0									
	OT:	0	0	0	0	0	0	0	0	0	0	0
Reest -	BA:	0	10	10	11	11	11	11	11	12	12	12
Mar15	OP:	0	0									
	OT:	0	10	10	11	11	11	11	11	12	12	12
Reest -	BA:	0	0	0	0	0	0	0	0	0	0	0
Orig	OP:	0	0									
	OT:	-10	0	0	0	0	0	0	0	0	0	0
Account Total for FHA-general and special risk program account												
Pres 16	BA:	-914	-657	-657	-657	-657	-657	-657	-657	-657	-657	-657
Reest	OP:	0	0									
	OT:	-914	-657	-657	-657	-657	-657	-657	-657	-657	-657	-657
Mar 15	BA:	-914	-667	-667	-668	-668	-668	-668	-668	-669	-669	-669
Base	OP:	0	0									
	OT:	-914	-667	-667	-668	-668	-668	-668	-668	-669	-669	-669
Orig	BA:	-914	-657	-670	-684	-690	-697	-711	-725	-740	-755	-770
Pres	OP:	0	0									
	OT:	-904	-657	-670	-684	-690	-697	-711	-725	-740	-755	-770
Reest -	BA:	0	10	10	11	11	11	11	11	12	12	12
Mar15	OP:	0	0									
	OT:	0	10	10	11	11	11	11	11	12	12	12
Reest -	BA:	0	0	13	27	33	40	54	68	83	98	113
Orig	OP:	0	0									
	OT:	-10	0	13	27	33	40	54	68	83	98	113




Sorted by FUNC, SFUN, TID, SUB
 (amounts in millions)

		2015	2016	2017	2018	2019	2020	2021	2022	2023	2024	2025
COMMERCE AND HOUSING CREDIT (370)												
Public and Indian Housing Programs												
Indian housing loan guarantee fund program account												
086 0223 0 1 371 AA01 TT TT 03 0 SG												
Appropriation												
Pres 16	BA:	7	8	8	8	8	8	9	9	9	9	9
Reest	OP:	1	1									
	OT:	7	8	8	8	8	8	9	9	9	9	9
Mar 15	BA:	7	7	7	7	8	8	8	8	8	8	8
Base	OP:	1	1									
	OT:	7	7	7	7	8	8	8	8	8	8	8
Orig	BA:	7	8	8	8	8	8	9	9	9	9	9
Pres	OP:	5	3									
	OT:	11	10	9	8	8	8	9	9	9	9	9
Reest -	BA:	0	1	1	1	0	0	1	1	1	1	1
Mar15	OP:	0	0									
	OT:	0	1	1	1	0	0	1	1	1	1	1
Reest -	BA:	0	0	0	0	0	0	0	0	0	0	0
Orig	OP:	-4	-2									
	OT:	-4	-2	-1	0	0	0	0	0	0	0	0
086 0223 0 1 371 BA01 24 68 10 N RG												
Federal Fund												
Pres 16	BA:	-13	0	0	0	0	0	0	0	0	0	0
Reest	OP:	0	0									
	OT:	-13	0	0	0	0	0	0	0	0	0	0
Mar 15	BA:	-13	0	0	0	0	0	0	0	0	0	0
Base	OP:	0	0									
	OT:	-13	0	0	0	0	0	0	0	0	0	0
Orig	BA:	-13	0	0	0	0	0	0	0	0	0	0
Pres	OP:	0	0									
	OT:	-13	0	0	0	0	0	0	0	0	0	0
Reest -	BA:	0	0	0	0	0	0	0	0	0	0	0
Mar15	OP:	0	0									
	OT:	0	0	0	0	0	0	0	0	0	0	0
Reest -	BA:	0	0	0	0	0	0	0	0	0	0	0
Orig	OP:	0	0									
	OT:	0	0	0	0	0	0	0	0	0	0	0



Sorted by FUNC, SFUN, TID, SUB
 (amounts in millions)

		2015	2016	2017	2018	2019	2020	2021	2022	2023	2024	2025
COMMERCE AND HOUSING CREDIT (370)												
Account Total for Indian housing loan guarantee fund program account												
Pres 16	BA:	-6	8	8	8	8	8	9	9	9	9	9
Reest	OP:	1	1									
	OT:	-6	8	8	8	8	8	9	9	9	9	9
Mar 15	BA:	-6	7	7	7	8	8	8	8	8	8	8
Base	OP:	1	1									
	OT:	-6	7	7	7	8	8	8	8	8	8	8
Orig	BA:	-6	8	8	8	8	8	9	9	9	9	9
Pres	OP:	5	3									
	OT:	-2	10	9	8	8	8	9	9	9	9	9
Reest -	BA:	0	1	1	1	0	0	1	1	1	1	1
Mar15	OP:	0	0									
	OT:	0	1	1	1	0	0	1	1	1	1	1
Reest -	BA:	0	0	0	0	0	0	0	0	0	0	0
Orig	OP:	-4	-2									
	OT:	-4	-2	-1	0	0	0	0	0	0	0	0
Native Hawaiian Housing Loan Guarantee Fund program account												
086 0233 0 1 371 BA01 24 68 10 N RG												
Federal Fund												
Pres 16	BA:	-1	0	0	0	0	0	0	0	0	0	0
Reest	OP:	0	0									
	OT:	-1	0	0	0	0	0	0	0	0	0	0
Mar 15	BA:	-1	0	0	0	0	0	0	0	0	0	0
Base	OP:	0	0									
	OT:	-1	0	0	0	0	0	0	0	0	0	0
Orig	BA:	-1	0	0	0	0	0	0	0	0	0	0
Pres	OP:	0	0									
	OT:	-1	0	0	0	0	0	0	0	0	0	0
Reest -	BA:	0	0	0	0	0	0	0	0	0	0	0
Mar15	OP:	0	0									
	OT:	0	0	0	0	0	0	0	0	0	0	0
Reest -	BA:	0	0	0	0	0	0	0	0	0	0	0
Orig	OP:	0	0									
	OT:	0	0	0	0	0	0	0	0	0	0	0



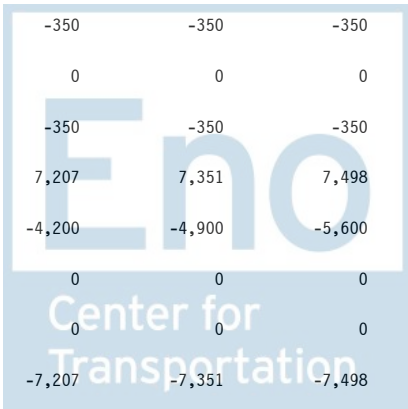
Sorted by FUNC, SFUN, TID, SUB
 (amounts in millions)

		2015	2016	2017	2018	2019	2020	2021	2022	2023	2024	2025
COMMERCE AND HOUSING CREDIT (370)												
Housing Programs												
FHA-mutual mortgage insurance capital reserve account												
086 0236 0 1 371 AA01 TT TT 03 A SG												
Appropriation												
Pres 16	BA:	-6,306	-7,003	-8,412	-8,083	-7,352	-6,058	-5,454	-4,986	-5,026	-5,062	-5,100
Reest	OP:	0	0									
	OT:	-6,306	-7,003	-8,412	-8,083	-7,352	-6,058	-5,454	-4,986	-5,026	-5,062	-5,100
Mar 15	BA:	-6,306	-7,003	-8,412	-8,083	-7,352	-6,058	-5,454	-4,986	-5,026	-5,062	-5,100
Base	OP:	0	0									
	OT:	-6,306	-7,003	-8,412	-8,083	-7,352	-6,058	-5,454	-4,986	-5,026	-5,062	-5,100
Orig	BA:	-8,927	-6,527	-6,658	-6,791	-6,859	-6,927	-7,066	-7,207	-7,351	-7,498	-7,648
Pres	OP:	0	0									
	OT:	-8,927	-6,527	-6,658	-6,791	-6,859	-6,927	-7,066	-7,207	-7,351	-7,498	-7,648
Reest -	BA:	0	0	0	0	0	0	0	0	0	0	0
Mar15	OP:	0	0									
	OT:	0	0	0	0	0	0	0	0	0	0	0
Reest -	BA:	2,621	-476	-1,754	-1,292	-493	869	1,612	2,221	2,325	2,436	2,548
Orig	OP:	0	0									
	OT:	2,621	-476	-1,754	-1,292	-493	869	1,612	2,221	2,325	2,436	2,548



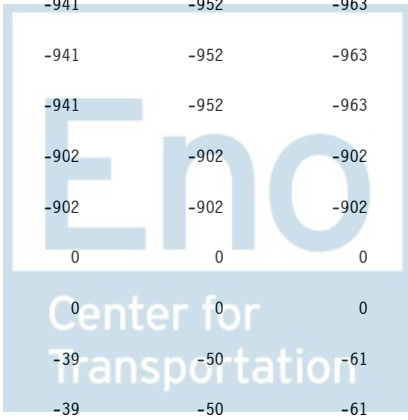
Sorted by FUNC, SFUN, TID, SUB
 (amounts in millions)

		2015	2016	2017	2018	2019	2020	2021	2022	2023	2024	2025
COMMERCE AND HOUSING CREDIT (370)												
086 0236 0 1 371 AC01 TT TT 03 A												
Appropriation - Existing Law Change												
remove HECM cap												
Pres 16	BA:	-36	-97	-97	-97	-97	-97	-97	-97	-97	-97	-97
Reest	OP:	0	0									
	OT:	-36	-97	-97	-97	-97	-97	-97	-97	-97	-97	-97
Mar 15	BA:	-36	0	0	0	0	0	0	0	0	0	0
Base	OP:	0	0									
	OT:	-36	0	0	0	0	0	0	0	0	0	0
Orig	BA:	0	0	0	0	0	0	0	0	0	0	0
Pres	OP:	0	0									
	OT:	0	0	0	0	0	0	0	0	0	0	0
Reest -	BA:	0	-97	-97	-97	-97	-97	-97	-97	-97	-97	-97
Mar15	OP:	0	0									
	OT:	0	-97	-97	-97	-97	-97	-97	-97	-97	-97	-97
Reest -	BA:	-36	-97	-97	-97	-97	-97	-97	-97	-97	-97	-97
Orig	OP:	0	0									
	OT:	-36	-97	-97	-97	-97	-97	-97	-97	-97	-97	-97
086 0236 0 1 371 BA01 24 68 10 N WI1												
Federal Fund												
Interest on US Securities												
Pres 16	BA:	0	0	0	0	0	0	0	0	0	0	0
Reest	OP:	0	0									
	OT:	-350	-350	-350	-350	-350	-350	-350	-350	-350	-350	-350
Mar 15	BA:	0	0	0	0	0	0	0	0	0	0	0
Base	OP:	0	0									
	OT:	-350	-350	-350	-350	-350	-350	-350	-350	-350	-350	-350
Orig	BA:	6,349	6,527	6,658	6,791	6,859	6,927	7,066	7,207	7,351	7,498	7,648
Pres	OP:	0	0									
	OT:	-60	-396	-1,100	-1,700	-2,300	-3,000	-3,600	-4,200	-4,900	-5,600	-6,300
Reest -	BA:	0	0	0	0	0	0	0	0	0	0	0
Mar15	OP:	0	0									
	OT:	0	0	0	0	0	0	0	0	0	0	0
Reest -	BA:	-6,349	-6,527	-6,658	-6,791	-6,859	-6,927	-7,066	-7,207	-7,351	-7,498	-7,648
Orig	OP:	0	0									
	OT:	-290	46	750	1,350	1,950	2,650	3,250	3,850	4,550	5,250	5,950



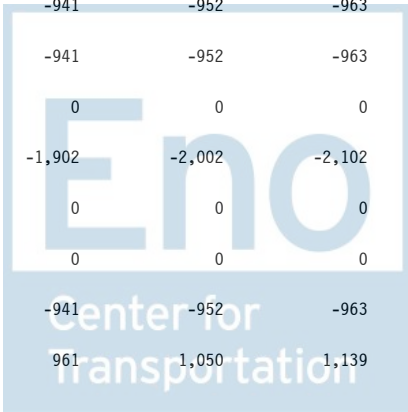
Sorted by FUNC, SFUN, TID, SUB
 (amounts in millions)

		2015	2016	2017	2018	2019	2020	2021	2022	2023	2024	2025
COMMERCE AND HOUSING CREDIT (370)												
Account Total for FHA-mutual mortgage insurance capital reserve account												
Pres 16	BA:	-6,342	-7,100	-8,509	-8,180	-7,449	-6,155	-5,551	-5,083	-5,123	-5,159	-5,197
Reest	OP:	0	0									
	OT:	-6,692	-7,450	-8,859	-8,530	-7,799	-6,505	-5,901	-5,433	-5,473	-5,509	-5,547
Mar 15	BA:	-6,342	-7,003	-8,412	-8,083	-7,352	-6,058	-5,454	-4,986	-5,026	-5,062	-5,100
Base	OP:	0	0									
	OT:	-6,692	-7,353	-8,762	-8,433	-7,702	-6,408	-5,804	-5,336	-5,376	-5,412	-5,450
Orig	BA:	-2,578	0	0	0	0	0	0	0	0	0	0
Pres	OP:	0	0									
	OT:	-8,987	-6,923	-7,758	-8,491	-9,159	-9,927	-10,666	-11,407	-12,251	-13,098	-13,948
Reest -	BA:	0	-97	-97	-97	-97	-97	-97	-97	-97	-97	-97
Mar15	OP:	0	0									
	OT:	0	-97	-97	-97	-97	-97	-97	-97	-97	-97	-97
Reest -	BA:	-3,764	-7,100	-8,509	-8,180	-7,449	-6,155	-5,551	-5,083	-5,123	-5,159	-5,197
Orig	OP:	0	0									
	OT:	2,295	-527	-1,101	-39	1,360	3,422	4,765	5,974	6,778	7,589	8,401
Government National Mortgage Association												
Guarantees of Mortgage-backed Securities Capital Reserve Account												
086 0238 0 1 371 AA01 TT TT 03 A												
Appropriation												
Pres 16	BA:	-671	-747	-815	-861	-894	-878	-922	-941	-952	-963	-974
Reest	OP:	0	0									
	OT:	-671	-747	-815	-861	-894	-878	-922	-941	-952	-963	-974
Mar 15	BA:	-671	-747	-815	-861	-894	-878	-922	-941	-952	-963	-974
Base	OP:	0	0									
	OT:	-671	-747	-815	-861	-894	-878	-922	-941	-952	-963	-974
Orig	BA:	-832	-958	-902	-902	-902	-902	-902	-902	-902	-902	-902
Pres	OP:	0	0									
	OT:	-832	-958	-902	-902	-902	-902	-902	-902	-902	-902	-902
Reest -	BA:	0	0	0	0	0	0	0	0	0	0	0
Mar15	OP:	0	0									
	OT:	0	0	0	0	0	0	0	0	0	0	0
Reest -	BA:	161	211	87	41	8	24	-20	-39	-50	-61	-72
Orig	OP:	0	0									
	OT:	161	211	87	41	8	24	-20	-39	-50	-61	-72



Sorted by FUNC, SFUN, TID, SUB
 (amounts in millions)

		2015	2016	2017	2018	2019	2020	2021	2022	2023	2024	2025
COMMERCE AND HOUSING CREDIT (370)												
086 0238 0 1 371 BA01 24 68 10												
Federal Fund												
Pres 16	BA:	0	0	0	0	0	0	0	0	0	0	0
Reest	OP:	0	0									
	OT:	0	0	0	0	0	0	0	0	0	0	0
Mar 15	BA:	0	0	0	0	0	0	0	0	0	0	0
Base	OP:	0	0									
	OT:	0	0	0	0	0	0	0	0	0	0	0
Orig	BA:	832	958	902	902	902	902	902	902	902	902	902
Pres	OP:	0	0									
	OT:	-44	-111	-500	-600	-700	-800	-900	-1,000	-1,100	-1,200	-1,300
Reest -	BA:	0	0	0	0	0	0	0	0	0	0	0
Mar15	OP:	0	0									
	OT:	0	0	0	0	0	0	0	0	0	0	0
Reest -	BA:	-832	-958	-902	-902	-902	-902	-902	-902	-902	-902	-902
Orig	OP:	0	0									
	OT:	44	111	500	600	700	800	900	1,000	1,100	1,200	1,300
Account Total for Guarantees of Mortgage-backed Securities Capital Reserve Account												
Pres 16	BA:	-671	-747	-815	-861	-894	-878	-922	-941	-952	-963	-974
Reest	OP:	0	0									
	OT:	-671	-747	-815	-861	-894	-878	-922	-941	-952	-963	-974
Mar 15	BA:	-671	-747	-815	-861	-894	-878	-922	-941	-952	-963	-974
Base	OP:	0	0									
	OT:	-671	-747	-815	-861	-894	-878	-922	-941	-952	-963	-974
Orig	BA:	0	0	0	0	0	0	0	0	0	0	0
Pres	OP:	0	0									
	OT:	-876	-1,069	-1,402	-1,502	-1,602	-1,702	-1,802	-1,902	-2,002	-2,102	-2,202
Reest -	BA:	0	0	0	0	0	0	0	0	0	0	0
Mar15	OP:	0	0									
	OT:	0	0	0	0	0	0	0	0	0	0	0
Reest -	BA:	-671	-747	-815	-861	-894	-878	-922	-941	-952	-963	-974
Orig	OP:	0	0									
	OT:	205	322	587	641	708	824	880	961	1,050	1,139	1,228



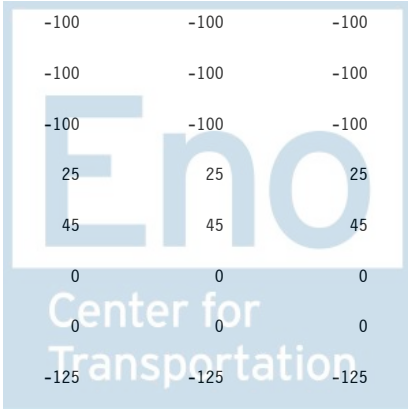
Sorted by FUNC, SFUN, TID, SUB
 (amounts in millions)

		2015	2016	2017	2018	2019	2020	2021	2022	2023	2024	2025
COMMERCE AND HOUSING CREDIT (370)												
Housing Programs												
Emergency Homeowners' Relief Fund												
086 0407 0 1 371 BA01 24 68 10 N												
Federal Fund												
Pres 16	BA:	0	0	0	0	0	0	0	0	0	0	0
Reest	OP:	0	0									
	OT:	69	29	0	0	0	0	0	0	0	0	0
Mar 15	BA:	0	0	0	0	0	0	0	0	0	0	0
Base	OP:	0	0									
	OT:	69	29	0	0	0	0	0	0	0	0	0
Orig	BA:	0	0	0	0	0	0	0	0	0	0	0
Pres	OP:	69	29									
	OT:	69	29	0	0	0	0	0	0	0	0	0
Reest -	BA:	0	0	0	0	0	0	0	0	0	0	0
Mar15	OP:	0	0									
	OT:	0	0	0	0	0	0	0	0	0	0	0
Reest -	BA:	0	0	0	0	0	0	0	0	0	0	0
Orig	OP:	-69	-29									
	OT:	0	0	0	0	0	0	0	0	0	0	0



Sorted by FUNC, SFUN, TID, SUB
 (amounts in millions)

		2015	2016	2017	2018	2019	2020	2021	2022	2023	2024	2025
COMMERCE AND HOUSING CREDIT (370)												
FHA-mutual mortgage and cooperative housing insurance funds liqu												
086 4070 0 3 371 BD05 XX XX 10 N LQ												
Public Enterprise Fund												
Pres 16	BA:	0	0	0	0	0	0	0	0	0	0	0
Reest	OP:	0	0									
	OT:	10	10	10	10	10	10	10	10	10	10	10
Mar 15	BA:	0	0	0	0	0	0	0	0	0	0	0
Base	OP:	0	0									
	OT:	10	10	10	10	10	10	10	10	10	10	10
Orig	BA:	0	0	0	0	0	0	0	0	0	0	0
Pres	OP:	21	22									
	OT:	21	22	22	25	25	19	0	0	0	0	0
Reest -	BA:	0	0	0	0	0	0	0	0	0	0	0
Mar15	OP:	0	0									
	OT:	0	0	0	0	0	0	0	0	0	0	0
Reest -	BA:	0	0	0	0	0	0	0	0	0	0	0
Orig	OP:	-21	-22									
	OT:	-11	-12	-12	-15	-15	-9	10	10	10	10	10
FHA-general and special risk insurance funds liquidating account												
086 4072 0 3 371 BD02 XX XX 10 N LQ												
Public Enterprise Fund												
Pres 16	BA:	-100	-100	-100	-100	-100	-100	-100	-100	-100	-100	-100
Reest	OP:	0	0									
	OT:	-100	-100	-100	-100	-100	-100	-100	-100	-100	-100	-100
Mar 15	BA:	-100	-100	-100	-100	-100	-100	-100	-100	-100	-100	-100
Base	OP:	0	0									
	OT:	-100	-100	-100	-100	-100	-100	-100	-100	-100	-100	-100
Orig	BA:	-21	-21	25	25	25	25	25	25	25	25	25
Pres	OP:	43	42									
	OT:	20	19	43	45	45	45	45	45	45	45	36
Reest -	BA:	0	0	0	0	0	0	0	0	0	0	0
Mar15	OP:	0	0									
	OT:	0	0	0	0	0	0	0	0	0	0	0
Reest -	BA:	-79	-79	-125	-125	-125	-125	-125	-125	-125	-125	-125
Orig	OP:	-43	-42									
	OT:	-120	-119	-143	-145	-145	-145	-145	-145	-145	-145	-136



Sorted by FUNC, SFUN, TID, SUB
 (amounts in millions)

		2015	2016	2017	2018	2019	2020	2021	2022	2023	2024	2025
COMMERCE AND HOUSING CREDIT (370)												
Housing for the elderly or handicapped fund liquidating account												
086 4115 0 3 371 BD01 XX XX 10 N LQ												
Public Enterprise Fund												
Pres 16	BA:	0	0	0	0	0	0	0	0	0	0	0
Reest	OP:	0	0									
	OT:	-324	-274	-249	-224	-199	-199	-185	-175	-170	-165	-160
Mar 15	BA:	0	0	0	0	0	0	0	0	0	0	0
Base	OP:	0	0									
	OT:	-324	-274	-249	-224	-199	-199	-185	-175	-170	-165	-160
Orig	BA:	-444	-419	-394	-369	-344	-19	1	1	1	1	1
Pres	OP:	2	2									
	OT:	-442	-417	-392	-369	-344	-19	1	1	1	1	1
Reest -	BA:	0	0	0	0	0	0	0	0	0	0	0
Mar15	OP:	0	0									
	OT:	0	0	0	0	0	0	0	0	0	0	0
Reest -	BA:	444	419	394	369	344	19	-1	-1	-1	-1	-1
Orig	OP:	-2	-2									
	OT:	118	143	143	145	145	-180	-186	-176	-171	-166	-161



Sorted by FUNC, SFUN, TID, SUB
 (amounts in millions)

	2015	2016	2017	2018	2019	2020	2021	2022	2023	2024	2025
COMMERCE AND HOUSING CREDIT (370)											
Government National Mortgage Association											
Guarantees of mortgage-backed securities liquidating account											
086 4238 0 3 371 BD06 XX XX 10 N LQ											
Public Enterprise Fund											
Pres 16 BA:	0	0	0	0	0	0	0	0	0	0	0
Reest OP:	0	0									
OT:	3	0	0	0	0	0	0	0	0	0	0
Mar 15 BA:	0	0	0	0	0	0	0	0	0	0	0
Base OP:	0	0									
OT:	3	0	0	0	0	0	0	0	0	0	0
Orig BA:	0	0	0	0	0	0	0	0	0	0	0
Pres OP:	3	0									
OT:	3	0	2	2	2	2	2	2	2	2	2
Reest - BA:	0	0	0	0	0	0	0	0	0	0	0
Mar15 OP:	0	0									
OT:	0	0	0	0	0	0	0	0	0	0	0
Reest - BA:	0	0	0	0	0	0	0	0	0	0	0
Orig OP:	-3	0									
OT:	0	0	-2	-2	-2	-2	-2	-2	-2	-2	-2



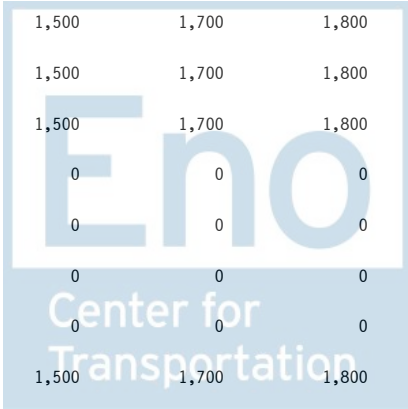
Sorted by FUNC, SFUN, TID, SUB
 (amounts in millions)

		2015	2016	2017	2018	2019	2020	2021	2022	2023	2024	2025
COMMERCE AND HOUSING CREDIT (370)												
New Agency												
New Bureau												
Fannie Mae and Freddie Mac in federal budget												
099 9999 0 9 371 BA11 24 68 10 N FANFRED												
Federal Fund												
Admin costs - Fannie Mae and Freddie Mac												
Pres 16	BA:	2,500	2,600	2,800	3,100	3,400	3,600	3,800	4,100	4,300	4,500	4,700
Reest	OP:	0	0									
	OT:	2,500	2,600	2,800	3,100	3,400	3,600	3,800	4,100	4,300	4,500	4,700
Mar 15	BA:	2,500	2,600	2,800	3,100	3,400	3,600	3,800	4,100	4,300	4,500	4,700
Base	OP:	0	0									
	OT:	2,500	2,600	2,800	3,100	3,400	3,600	3,800	4,100	4,300	4,500	4,700
Orig	BA:	0	0	0	0	0	0	0	0	0	0	0
Pres	OP:	0	0									
	OT:	0	0	0	0	0	0	0	0	0	0	0
Reest -	BA:	0	0	0	0	0	0	0	0	0	0	0
Mar15	OP:	0	0									
	OT:	0	0	0	0	0	0	0	0	0	0	0
Reest -	BA:	2,500	2,600	2,800	3,100	3,400	3,600	3,800	4,100	4,300	4,500	4,700
Orig	OP:	0	0									
	OT:	2,500	2,600	2,800	3,100	3,400	3,600	3,800	4,100	4,300	4,500	4,700




Sorted by FUNC, SFUN, TID, SUB
 (amounts in millions)

		2015	2016	2017	2018	2019	2020	2021	2022	2023	2024	2025
COMMERCE AND HOUSING CREDIT (370)												
099 9999 0 9 371 BA12 24 68 10 N FANFRED												
Federal Fund												
Fees to pay for admin expenses - Fannie Mae and Freddie Mac												
Pres 16	BA:	-2,500	-2,600	-2,800	-3,100	-3,400	-3,600	-3,800	-4,100	-4,300	-4,500	-4,700
Reest	OP:	0	0									
	OT:	-2,500	-2,600	-2,800	-3,100	-3,400	-3,600	-3,800	-4,100	-4,300	-4,500	-4,700
Mar 15	BA:	-2,500	-2,600	-2,800	-3,100	-3,400	-3,600	-3,800	-4,100	-4,300	-4,500	-4,700
Base	OP:	0	0									
	OT:	-2,500	-2,600	-2,800	-3,100	-3,400	-3,600	-3,800	-4,100	-4,300	-4,500	-4,700
Orig	BA:	0	0	0	0	0	0	0	0	0	0	0
Pres	OP:	0	0									
	OT:	0	0	0	0	0	0	0	0	0	0	0
Reest -	BA:	0	0	0	0	0	0	0	0	0	0	0
Mar15	OP:	0	0									
	OT:	0	0	0	0	0	0	0	0	0	0	0
Reest -	BA:	-2,500	-2,600	-2,800	-3,100	-3,400	-3,600	-3,800	-4,100	-4,300	-4,500	-4,700
Orig	OP:	0	0									
	OT:	-2,500	-2,600	-2,800	-3,100	-3,400	-3,600	-3,800	-4,100	-4,300	-4,500	-4,700
099 9999 0 9 371 BA13 24 68 10 N FANFRED												
Federal Fund												
Subsidy cost for new business - Fannie Mae and Freddie Mac												
Pres 16	BA:	0	3,000	3,400	3,200	2,000	1,400	700	1,500	1,700	1,800	1,900
Reest	OP:	0	0									
	OT:	0	3,000	3,400	3,200	2,000	1,400	700	1,500	1,700	1,800	1,900
Mar 15	BA:	0	3,000	3,400	3,200	2,000	1,400	700	1,500	1,700	1,800	1,900
Base	OP:	0	0									
	OT:	0	3,000	3,400	3,200	2,000	1,400	700	1,500	1,700	1,800	1,900
Orig	BA:	0	0	0	0	0	0	0	0	0	0	0
Pres	OP:	0	0									
	OT:	0	0	0	0	0	0	0	0	0	0	0
Reest -	BA:	0	0	0	0	0	0	0	0	0	0	0
Mar15	OP:	0	0									
	OT:	0	0	0	0	0	0	0	0	0	0	0
Reest -	BA:	0	3,000	3,400	3,200	2,000	1,400	700	1,500	1,700	1,800	1,900
Orig	OP:	0	0									
	OT:	0	3,000	3,400	3,200	2,000	1,400	700	1,500	1,700	1,800	1,900



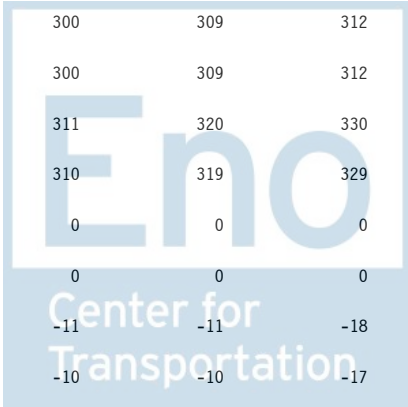
Sorted by FUNC, SFUN, TID, SUB
 (amounts in millions)

		2015	2016	2017	2018	2019	2020	2021	2022	2023	2024	2025
COMMERCE AND HOUSING CREDIT (370)												
Account Total for Fannie Mae and Freddie Mac in federal budget												
Pres 16	BA:	0	3,000	3,400	3,200	2,000	1,400	700	1,500	1,700	1,800	1,900
Reest	OP:	0	0									
	OT:	0	3,000	3,400	3,200	2,000	1,400	700	1,500	1,700	1,800	1,900
Mar 15	BA:	0	3,000	3,400	3,200	2,000	1,400	700	1,500	1,700	1,800	1,900
Base	OP:	0	0									
	OT:	0	3,000	3,400	3,200	2,000	1,400	700	1,500	1,700	1,800	1,900
Orig	BA:	0	0	0	0	0	0	0	0	0	0	0
Pres	OP:	0	0									
	OT:	0	0	0	0	0	0	0	0	0	0	0
Reest -	BA:	0	0	0	0	0	0	0	0	0	0	0
Mar15	OP:	0	0									
	OT:	0	0	0	0	0	0	0	0	0	0	0
Reest -	BA:	0	3,000	3,400	3,200	2,000	1,400	700	1,500	1,700	1,800	1,900
Orig	OP:	0	0									
	OT:	0	3,000	3,400	3,200	2,000	1,400	700	1,500	1,700	1,800	1,900
Federal Housing Finance Agency												
Federal Housing Finance Agency												
Federal Housing Finance Agency, Administrative Expenses												
537 5532 0 2 371 AA01 TT TT 03												
Appropriation												
Pres 16	BA:	0	0	0	0	0	0	0	0	0	0	0
Reest	OP:	0	0									
	OT:	0	0	0	0	0	0	0	0	0	0	0
Mar 15	BA:	0	0	0	0	0	0	0	0	0	0	0
Base	OP:	0	0									
	OT:	0	0	0	0	0	0	0	0	0	0	0
Orig	BA:	0	-50	-51	-52	-53	-53	-54	-55	-56	-57	-59
Pres	OP:	0	0									
	OT:	0	-44	-50	-52	-53	-53	-54	-55	-56	-57	-58
Reest -	BA:	0	0	0	0	0	0	0	0	0	0	0
Mar15	OP:	0	0									
	OT:	0	0	0	0	0	0	0	0	0	0	0
Reest -	BA:	0	50	51	52	53	53	54	55	56	57	59
Orig	OP:	0	0									
	OT:	0	44	50	52	53	53	54	55	56	57	58



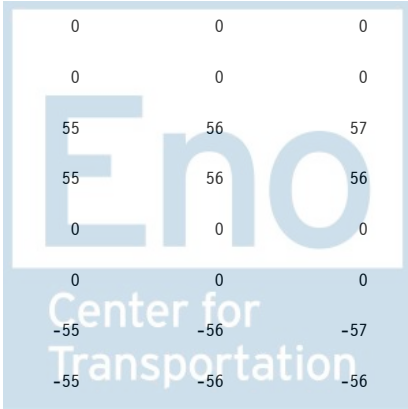
Sorted by FUNC, SFUN, TID, SUB
 (amounts in millions)

		2015	2016	2017	2018	2019	2020	2021	2022	2023	2024	2025
COMMERCE AND HOUSING CREDIT (370)												
537 5532 0 2 371 AC01 TT TT 03 CH												
Appropriation - Existing Law Change												
Pres 16	BA:	0	-50	-51	-52	-53	-53	-54	-55	-56	-57	-59
Reest	OP:	0	0									
	OT:	0	-50	-51	-52	-53	-53	-54	-55	-56	-57	-59
Mar 15	BA:	0	0	0	0	0	0	0	0	0	0	0
Base	OP:	0	0									
	OT:	0	0	0	0	0	0	0	0	0	0	0
Orig	BA:	0	0	0	0	0	0	0	0	0	0	0
Pres	OP:	0	0									
	OT:	0	0	0	0	0	0	0	0	0	0	0
Reest -	BA:	0	-50	-51	-52	-53	-53	-54	-55	-56	-57	-59
Mar15	OP:	0	0									
	OT:	0	-50	-51	-52	-53	-53	-54	-55	-56	-57	-59
Reest -	BA:	0	-50	-51	-52	-53	-53	-54	-55	-56	-57	-59
Orig	OP:	0	0									
	OT:	0	-50	-51	-52	-53	-53	-54	-55	-56	-57	-59
537 5532 0 2 371 BA01 24 68 10 A												
Federal Fund												
Pres 16	BA:	248	255	263	271	279	287	296	300	309	312	315
Reest	OP:	0	0									
	OT:	248	255	263	271	279	287	296	300	309	312	315
Mar 15	BA:	248	255	263	271	279	287	296	300	309	312	315
Base	OP:	0	0									
	OT:	248	255	263	271	279	287	296	300	309	312	315
Orig	BA:	248	260	268	276	285	293	302	311	320	330	340
Pres	OP:	32	48									
	OT:	248	275	267	275	283	292	301	310	319	329	338
Reest -	BA:	0	0	0	0	0	0	0	0	0	0	0
Mar15	OP:	0	0									
	OT:	0	0	0	0	0	0	0	0	0	0	0
Reest -	BA:	0	-5	-5	-5	-6	-6	-6	-11	-11	-18	-25
Orig	OP:	-32	-48									
	OT:	0	-20	-4	-4	-4	-5	-5	-10	-10	-17	-23




Sorted by FUNC, SFUN, TID, SUB
 (amounts in millions)

		2015	2016	2017	2018	2019	2020	2021	2022	2023	2024	2025
COMMERCE AND HOUSING CREDIT (370)												
Account Total for Federal Housing Finance Agency, Administrative Expenses												
Pres 16	BA:	248	205	212	219	226	234	242	245	253	255	256
Reest	OP:	0	0									
	OT:	248	205	212	219	226	234	242	245	253	255	256
Mar 15	BA:	248	255	263	271	279	287	296	300	309	312	315
Base	OP:	0	0									
	OT:	248	255	263	271	279	287	296	300	309	312	315
Orig	BA:	248	210	217	224	232	240	248	256	264	273	281
Pres	OP:	32	48									
	OT:	248	231	217	223	230	239	247	255	263	272	280
Reest -	BA:	0	-50	-51	-52	-53	-53	-54	-55	-56	-57	-59
Mar15	OP:	0	0									
	OT:	0	-50	-51	-52	-53	-53	-54	-55	-56	-57	-59
Reest -	BA:	0	-5	-5	-5	-6	-6	-6	-11	-11	-18	-25
Orig	OP:	-32	-48									
	OT:	0	-26	-5	-4	-4	-5	-5	-10	-10	-17	-24
Office of Inspector General												
537 5564 0 2 371 AA01 TT TT 03												
Appropriation												
Pres 16	BA:	0	0	0	0	0	0	0	0	0	0	0
Reest	OP:	0	0									
	OT:	0	0	0	0	0	0	0	0	0	0	0
Mar 15	BA:	0	0	0	0	0	0	0	0	0	0	0
Base	OP:	0	0									
	OT:	0	0	0	0	0	0	0	0	0	0	0
Orig	BA:	0	50	51	52	53	53	54	55	56	57	59
Pres	OP:	0	0									
	OT:	0	42	51	52	53	53	54	55	56	56	59
Reest -	BA:	0	0	0	0	0	0	0	0	0	0	0
Mar15	OP:	0	0									
	OT:	0	0	0	0	0	0	0	0	0	0	0
Reest -	BA:	0	-50	-51	-52	-53	-53	-54	-55	-56	-57	-59
Orig	OP:	0	0									
	OT:	0	-42	-51	-52	-53	-53	-54	-55	-56	-56	-59



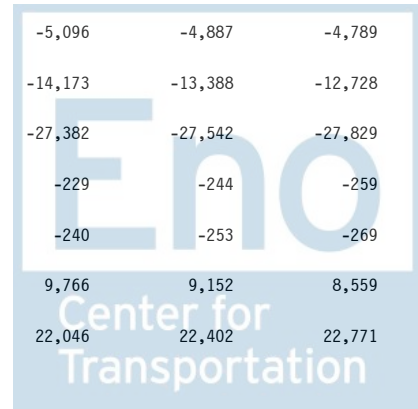
Sorted by FUNC, SFUN, TID, SUB
 (amounts in millions)

		2015	2016	2017	2018	2019	2020	2021	2022	2023	2024	2025
COMMERCE AND HOUSING CREDIT (370)												
537 5564 0 2 371 AC01 TT TT 03												
Appropriation - Existing Law Change												
Pres 16	BA:	0	50	51	52	53	53	54	55	56	57	59
Reest	OP:	0	0									
	OT:	0	50	51	52	53	53	54	55	56	57	59
Mar 15	BA:	0	0	0	0	0	0	0	0	0	0	0
Base	OP:	0	0									
	OT:	0	0	0	0	0	0	0	0	0	0	0
Orig	BA:	0	0	0	0	0	0	0	0	0	0	0
Pres	OP:	0	0									
	OT:	0	0	0	0	0	0	0	0	0	0	0
Reest -	BA:	0	50	51	52	53	53	54	55	56	57	59
Mar15	OP:	0	0									
	OT:	0	50	51	52	53	53	54	55	56	57	59
Reest -	BA:	0	50	51	52	53	53	54	55	56	57	59
Orig	OP:	0	0									
	OT:	0	50	51	52	53	53	54	55	56	57	59
537 5564 0 2 371 BA01 99 99 10												
Federal Fund												
Pres 16	BA:	0	0	0	0	0	0	0	0	0	0	0
Reest	OP:	0	0									
	OT:	0	0	0	0	0	0	0	0	0	0	0
Mar 15	BA:	0	0	0	0	0	0	0	0	0	0	0
Base	OP:	0	0									
	OT:	0	0	0	0	0	0	0	0	0	0	0
Orig	BA:	0	0	0	0	0	0	0	0	0	0	0
Pres	OP:	9	1									
	OT:	2	1	0	0	0	0	0	0	0	0	0
Reest -	BA:	0	0	0	0	0	0	0	0	0	0	0
Mar15	OP:	0	0									
	OT:	0	0	0	0	0	0	0	0	0	0	0
Reest -	BA:	0	0	0	0	0	0	0	0	0	0	0
Orig	OP:	-9	-1									
	OT:	-2	-1	0	0	0	0	0	0	0	0	0



Sorted by FUNC, SFUN, TID, SUB
 (amounts in millions)

		2015	2016	2017	2018	2019	2020	2021	2022	2023	2024	2025
COMMERCE AND HOUSING CREDIT (370)												
Account Total for Office of Inspector General												
Pres 16	BA:	0	50	51	52	53	53	54	55	56	57	59
Reest	OP:	0	0									
	OT:	0	50	51	52	53	53	54	55	56	57	59
Mar 15	BA:	0	0	0	0	0	0	0	0	0	0	0
Base	OP:	0	0									
	OT:	0	0	0	0	0	0	0	0	0	0	0
Orig	BA:	0	50	51	52	53	53	54	55	56	57	59
Pres	OP:	9	1									
	OT:	2	43	51	52	53	53	54	55	56	56	59
Reest -	BA:	0	50	51	52	53	53	54	55	56	57	59
Mar15	OP:	0	0									
	OT:	0	50	51	52	53	53	54	55	56	57	59
Reest -	BA:	0	0	0	0	0	0	0	0	0	0	0
Orig	OP:	-9	-1									
	OT:	-2	7	0	0	0	0	0	0	0	1	0
Subfunction Total for 371 Mortgage credit (371)												
Pres 16	BA:	-30,704	-4,891	-5,952	-5,752	-6,237	-5,515	-5,649	-4,407	-4,236	-4,169	-4,100
Reest	OP:	103	62									
	OT:	-31,707	-5,925	-7,051	-6,759	-7,215	-6,486	-6,598	-5,336	-5,140	-5,058	-4,975
Mar 15	BA:	-30,704	-4,769	-5,813	-5,594	-6,055	-5,313	-5,436	-4,178	-3,992	-3,910	-3,829
Base	OP:	103	62									
	OT:	-31,707	-5,803	-6,847	-6,597	-7,028	-6,276	-6,374	-5,096	-4,887	-4,789	-4,692
Orig	BA:	-25,937	-23,385	-23,199	-22,434	-19,209	-17,746	-15,831	-14,173	-13,388	-12,728	-12,219
Pres	OP:	7,739	321									
	OT:	-34,111	-31,293	-32,329	-32,403	-29,924	-29,330	-28,279	-27,382	-27,542	-27,829	-28,364
Reest -	BA:	0	-122	-139	-158	-182	-202	-213	-229	-244	-259	-271
Mar15	OP:	0	0									
	OT:	0	-122	-204	-162	-187	-210	-224	-240	-253	-269	-283
Reest -	BA:	-4,767	18,494	17,247	16,682	12,972	12,231	10,182	9,766	9,152	8,559	8,119
Orig	OP:	-7,636	-259									
	OT:	2,404	25,368	25,278	25,644	22,709	22,844	21,681	22,046	22,402	22,771	23,389



Sorted by FUNC, SFUN, TID, SUB
(amounts in millions)

COMMERCE AND HOUSING CREDIT (370)

2015 2016 2017 2018 2019 2020 2021 2022 2023 2024 2025



Sorted by FUNC, SFUN, TID, SUB
 (amounts in millions)

		2015	2016	2017	2018	2019	2020	2021	2022	2023	2024	2025
COMMERCE AND HOUSING CREDIT (370)												
Postal Service (372)												
Postal Service												
Postal Service												
Office of Inspector General												
018 0100 0 1 372 AA01 FS FS 03 0												
Appropriation												
(off-budget)												
Pres 16	BA:	244	251	255	260	263	265	271	276	282	287	293
Reest	OP:	12	12									
	OT:	244	250	255	260	263	265	271	276	282	287	293
Mar 15	BA:	244	252	261	271	282	292	303	315	326	338	350
Base	OP:	12	12									
	OT:	244	251	261	271	281	292	302	314	325	337	349
Orig	BA:	244	250	255	260	263	265	271	276	282	287	293
Pres	OP:	0	0									
	OT:	244	250	255	260	263	265	271	276	282	287	293
Reest -	BA:	0	-1	-6	-11	-19	-27	-32	-39	-44	-51	-57
Mar15	OP:	0	0									
	OT:	0	-1	-6	-11	-18	-27	-31	-38	-43	-50	-56
Reest -	BA:	0	1	0	0	0	0	0	0	0	0	0
Orig	OP:	12	12									
	OT:	0	0	0	0	0	0	0	0	0	0	0



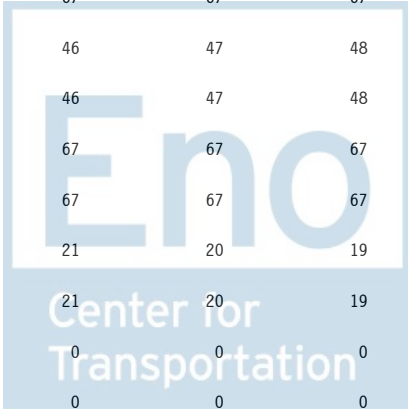
Sorted by FUNC, SFUN, TID, SUB
 (amounts in millions)

		2015	2016	2017	2018	2019	2020	2021	2022	2023	2024	2025
COMMERCE AND HOUSING CREDIT (370)												
Postal Regulatory Commission, Salaries and Expenses												
018 0200 0 1 372 AA01 FS FS 03 0												
Appropriation												
(off-budget)												
Pres 16	BA:	15	16	16	17	17	17	17	18	18	18	19
Reest	OP:	1	1									
	OT:	15	16	16	17	17	17	17	18	18	18	19
Mar 15	BA:	15	15	16	17	17	18	18	19	20	20	21
Base	OP:	1	1									
	OT:	15	15	16	17	17	18	18	19	20	20	21
Orig	BA:	15	16	16	17	17	17	17	18	18	18	19
Pres	OP:	0	0									
	OT:	15	16	16	17	17	17	17	18	18	18	19
Reest -	BA:	0	1	0	0	0	-1	-1	-1	-2	-2	-2
Mar15	OP:	0	0									
	OT:	0	1	0	0	0	-1	-1	-1	-2	-2	-2
Reest -	BA:	0	0	0	0	0	0	0	0	0	0	0
Orig	OP:	1	1									
	OT:	0	0	0	0	0	0	0	0	0	0	0



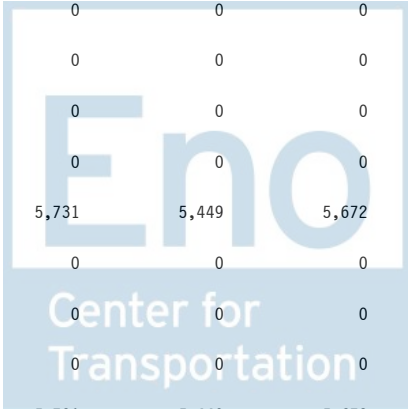
Sorted by FUNC, SFUN, TID, SUB
 (amounts in millions)

		2015	2016	2017	2018	2019	2020	2021	2022	2023	2024	2025
COMMERCE AND HOUSING CREDIT (370)												
Payment to the Postal Service Fund												
018 1001 0 1 372 AA01 FS FS 03 0												
Appropriation												
Pres 16	BA:	29	0	0	0	0	0	0	0	0	0	0
Reest	OP:	0	0									
	OT:	29	0	0	0	0	0	0	0	0	0	0
Mar 15	BA:	29	29	30	31	31	32	32	33	34	34	35
Base	OP:	0	0									
	OT:	29	29	30	31	31	32	32	33	34	34	35
Orig	BA:	29	0	0	0	0	0	0	0	0	0	0
Pres	OP:	0	0									
	OT:	29	0	0	0	0	0	0	0	0	0	0
Reest -	BA:	0	-29	-30	-31	-31	-32	-32	-33	-34	-34	-35
Mar15	OP:	0	0									
	OT:	0	-29	-30	-31	-31	-32	-32	-33	-34	-34	-35
Reest -	BA:	0	0	0	0	0	0	0	0	0	0	0
Orig	OP:	0	0									
	OT:	0	0	0	0	0	0	0	0	0	0	0
018 1001 0 1 372 AD01 FS FS 03 1												
Advance Appropriation												
Pres 16	BA:	71	41	67	67	67	67	67	67	67	67	67
Reest	OP:	0	0									
	OT:	71	41	67	67	67	67	67	67	67	67	67
Mar 15	BA:	71	41	42	43	43	44	45	46	47	48	49
Base	OP:	0	0									
	OT:	71	41	42	43	43	44	45	46	47	48	49
Orig	BA:	71	41	67	67	67	67	67	67	67	67	67
Pres	OP:	0	0									
	OT:	71	41	67	67	67	67	67	67	67	67	67
Reest -	BA:	0	0	25	24	24	23	22	21	20	19	18
Mar15	OP:	0	0									
	OT:	0	0	25	24	24	23	22	21	20	19	18
Reest -	BA:	0	0	0	0	0	0	0	0	0	0	0
Orig	OP:	0	0									
	OT:	0	0	0	0	0	0	0	0	0	0	0



Sorted by FUNC, SFUN, TID, SUB
 (amounts in millions)

		2015	2016	2017	2018	2019	2020	2021	2022	2023	2024	2025
COMMERCE AND HOUSING CREDIT (370)												
Account Total for Payment to the Postal Service Fund												
Pres 16	BA:	100	41	67	67	67	67	67	67	67	67	67
Reest	OP:	0	0									
	OT:	100	41	67	67	67	67	67	67	67	67	67
Mar 15	BA:	100	70	72	74	74	76	77	79	81	82	84
Base	OP:	0	0									
	OT:	100	70	72	74	74	76	77	79	81	82	84
Orig	BA:	100	41	67	67	67	67	67	67	67	67	67
Pres	OP:	0	0									
	OT:	100	41	67	67	67	67	67	67	67	67	67
Reest -	BA:	0	-29	-5	-7	-7	-9	-10	-12	-14	-15	-17
Mar15	OP:	0	0									
	OT:	0	-29	-5	-7	-7	-9	-10	-12	-14	-15	-17
Reest -	BA:	0	0	0	0	0	0	0	0	0	0	0
Orig	OP:	0	0									
	OT:	0	0	0	0	0	0	0	0	0	0	0
Postal Service fund												
018 4020 0 3 372 BD03 32 82 10 N												
Public Enterprise Fund												
(off-budget)												
Pres 16	BA:	-2,800	-1,000	0	0	0	0	0	0	0	0	0
Reest	OP:	0	0									
	OT:	-2,800	-1,000	0	0	0	0	0	0	0	0	0
Mar 15	BA:	-2,800	-1,000	0	0	0	0	0	0	0	0	0
Base	OP:	0	0									
	OT:	-2,800	-1,000	0	0	0	0	0	0	0	0	0
Orig	BA:	0	266	0	0	0	0	0	0	0	0	0
Pres	OP:	0	0									
	OT:	5,653	6,811	3,113	5,115	5,940	5,481	5,745	5,731	5,449	5,672	6,379
Reest -	BA:	0	0	0	0	0	0	0	0	0	0	0
Mar15	OP:	0	0									
	OT:	0	0	0	0	0	0	0	0	0	0	0
Reest -	BA:	-2,800	-1,266	0	0	0	0	0	0	0	0	0
Orig	OP:	0	0									
	OT:	-8,453	-7,811	-3,113	-5,115	-5,940	-5,481	-5,745	-5,731	-5,449	-5,672	-6,379



Sorted by FUNC, SFUN, TID, SUB
 (amounts in millions)

		2015	2016	2017	2018	2019	2020	2021	2022	2023	2024	2025
COMMERCE AND HOUSING CREDIT (370)												
018 4020 0 3 372 BD05 58 78 10 N												
Public Enterprise Fund												
Tech changes--Bipartisan Budget Act												
(off-budget)												
Pres 16	BA:	27	28	69	74	80	86	93	101	109	117	126
Reest	OP:	0	0									
	OT:	27	28	69	74	80	86	93	101	109	117	126
Mar 15	BA:	27	28	69	74	80	86	93	101	109	117	126
Base	OP:	0	0									
	OT:	27	28	69	74	80	86	93	101	109	117	126
Orig	BA:	0	0	0	0	0	0	0	0	0	0	0
Pres	OP:	0	0									
	OT:	0	0	0	0	0	0	0	0	0	0	0
Reest -	BA:	0	0	0	0	0	0	0	0	0	0	0
Mar15	OP:	0	0									
	OT:	0	0	0	0	0	0	0	0	0	0	0
Reest -	BA:	27	28	69	74	80	86	93	101	109	117	126
Orig	OP:	0	0									
	OT:	27	28	69	74	80	86	93	101	109	117	126



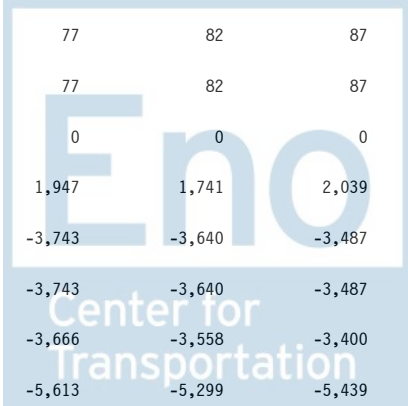
Sorted by FUNC, SFUN, TID, SUB
 (amounts in millions)

		2015	2016	2017	2018	2019	2020	2021	2022	2023	2024	2025
COMMERCE AND HOUSING CREDIT (370)												
018 4020 0 3 372 BD06 32 82 10 N												
Public Enterprise Fund												
Leg changes--Bipartisan Budget Act												
(off-budget)												
Pres 16	BA:	-8	-10	-12	-14	-16	-19	-21	-24	-27	-30	-33
Reest	OP:	0	0									
	OT:	-8	-10	-12	-14	-16	-19	-21	-24	-27	-30	-33
Mar 15	BA:	-8	-10	-12	-14	-16	-19	-21	-24	-27	-30	-33
Base	OP:	0	0									
	OT:	-8	-10	-12	-14	-16	-19	-21	-24	-27	-30	-33
Orig	BA:	0	0	0	0	0	0	0	0	0	0	0
Pres	OP:	0	0									
	OT:	0	0	0	0	0	0	0	0	0	0	0
Reest -	BA:	0	0	0	0	0	0	0	0	0	0	0
Mar15	OP:	0	0									
	OT:	0	0	0	0	0	0	0	0	0	0	0
Reest -	BA:	-8	-10	-12	-14	-16	-19	-21	-24	-27	-30	-33
Orig	OP:	0	0									
	OT:	-8	-10	-12	-14	-16	-19	-21	-24	-27	-30	-33
018 4020 0 3 372 EA01 32 82 10												
Proposed Legislation												
Pres 16	BA:	0	-3,956	-2,277	-1,953	-3,650	-3,698	-3,746	-3,743	-3,640	-3,487	-3,334
Reest	OP:	0	0									
	OT:	0	-3,956	-2,277	-1,953	-3,650	-3,698	-3,746	-3,743	-3,640	-3,487	-3,334
Mar 15	BA:	0	0	0	0	0	0	0	0	0	0	0
Base	OP:	0	0									
	OT:	0	0	0	0	0	0	0	0	0	0	0
Orig	BA:	0	0	0	0	0	0	0	0	0	0	0
Pres	OP:	0	0									
	OT:	-770	-2,885	-2,182	-2,353	-4,226	-4,399	-4,472	-4,495	-4,419	-4,344	-4,318
Reest -	BA:	0	-3,956	-2,277	-1,953	-3,650	-3,698	-3,746	-3,743	-3,640	-3,487	-3,334
Mar15	OP:	0	0									
	OT:	0	-3,956	-2,277	-1,953	-3,650	-3,698	-3,746	-3,743	-3,640	-3,487	-3,334
Reest -	BA:	0	-3,956	-2,277	-1,953	-3,650	-3,698	-3,746	-3,743	-3,640	-3,487	-3,334
Orig	OP:	0	0									
	OT:	770	-1,071	-95	400	576	701	726	752	779	857	984



Sorted by FUNC, SFUN, TID, SUB
 (amounts in millions)

		2015	2016	2017	2018	2019	2020	2021	2022	2023	2024	2025
COMMERCE AND HOUSING CREDIT (370)												
018 4020 0 3 372 EA02 32 82 10												
Proposed Legislation												
(off-budget)												
Pres 16	BA:	0	0	0	0	0	0	0	0	0	0	0
Reest	OP:	0	0									
	OT:	0	0	0	0	0	0	0	0	0	0	0
Mar 15	BA:	0	0	0	0	0	0	0	0	0	0	0
Base	OP:	0	0									
	OT:	0	0	0	0	0	0	0	0	0	0	0
Orig	BA:	0	0	0	0	0	0	0	0	0	0	0
Pres	OP:	0	0									
	OT:	-5,700	-5,800	711	711	711	711	711	711	711	711	711
Reest -	BA:	0	0	0	0	0	0	0	0	0	0	0
Mar15	OP:	0	0									
	OT:	0	0	0	0	0	0	0	0	0	0	0
Reest -	BA:	0	0	0	0	0	0	0	0	0	0	0
Orig	OP:	0	0									
	OT:	5,700	5,800	-711	-711	-711	-711	-711	-711	-711	-711	-711
Account Total for Postal Service fund												
Pres 16	BA:	-2,781	-4,938	-2,220	-1,893	-3,586	-3,631	-3,674	-3,666	-3,558	-3,400	-3,241
Reest	OP:	0	0									
	OT:	-2,781	-4,938	-2,220	-1,893	-3,586	-3,631	-3,674	-3,666	-3,558	-3,400	-3,241
Mar 15	BA:	-2,781	-982	57	60	64	67	72	77	82	87	93
Base	OP:	0	0									
	OT:	-2,781	-982	57	60	64	67	72	77	82	87	93
Orig	BA:	0	266	0	0	0	0	0	0	0	0	0
Pres	OP:	0	0									
	OT:	-817	-1,874	1,642	3,473	2,425	1,793	1,984	1,947	1,741	2,039	2,772
Reest -	BA:	0	-3,956	-2,277	-1,953	-3,650	-3,698	-3,746	-3,743	-3,640	-3,487	-3,334
Mar15	OP:	0	0									
	OT:	0	-3,956	-2,277	-1,953	-3,650	-3,698	-3,746	-3,743	-3,640	-3,487	-3,334
Reest -	BA:	-2,781	-5,204	-2,220	-1,893	-3,586	-3,631	-3,674	-3,666	-3,558	-3,400	-3,241
Orig	OP:	0	0									
	OT:	-1,964	-3,064	-3,862	-5,366	-6,011	-5,424	-5,658	-5,613	-5,299	-5,439	-6,013



Sorted by FUNC, SFUN, TID, SUB
 (amounts in millions)

		2015	2016	2017	2018	2019	2020	2021	2022	2023	2024	2025
COMMERCE AND HOUSING CREDIT (370)												
Unspecified Adjustments to Operations												
018 9017 0 1 372 BA01 32 82 10												
Federal Fund												
(off-budget)												
Pres 16	BA:	0	0	0	0	0	0	0	0	0	0	0
Reest	OP:	0	0									
	OT:	0	0	0	0	0	0	0	0	0	0	0
Mar 15	BA:	0	0	0	0	0	0	0	0	0	0	0
Base	OP:	0	0									
	OT:	0	0	0	0	0	0	0	0	0	0	0
Orig	BA:	0	0	0	0	0	0	0	0	0	0	0
Pres	OP:	0	0									
	OT:	-5,653	-6,811	-3,112	-5,115	-5,940	-5,481	-5,745	-5,731	-5,449	-5,672	-6,379
Reest -	BA:	0	0	0	0	0	0	0	0	0	0	0
Mar15	OP:	0	0									
	OT:	0	0	0	0	0	0	0	0	0	0	0
Reest -	BA:	0	0	0	0	0	0	0	0	0	0	0
Orig	OP:	0	0									
	OT:	5,653	6,811	3,112	5,115	5,940	5,481	5,745	5,731	5,449	5,672	6,379




Sorted by FUNC, SFUN, TID, SUB
 (amounts in millions)

		2015	2016	2017	2018	2019	2020	2021	2022	2023	2024	2025
COMMERCE AND HOUSING CREDIT (370)												
018 9017 0 1 372 EE01 XX XX 10												
Non-scoreable secondary effect (off-budget)												
Pres 16	BA:	0	0	0	0	0	0	0	0	0	0	0
Reest	OP:	0	0									
	OT:	0	0	0	0	0	0	0	0	0	0	0
Mar 15	BA:	0	0	0	0	0	0	0	0	0	0	0
Base	OP:	0	0									
	OT:	0	0	0	0	0	0	0	0	0	0	0
Orig	BA:	0	0	0	0	0	0	0	0	0	0	0
Pres	OP:	0	0									
	OT:	0	964	3,823	3,403	4,226	4,399	4,472	4,495	4,419	4,344	4,318
Reest -	BA:	0	0	0	0	0	0	0	0	0	0	0
Mar15	OP:	0	0									
	OT:	0	0	0	0	0	0	0	0	0	0	0
Reest -	BA:	0	0	0	0	0	0	0	0	0	0	0
Orig	OP:	0	0									
	OT:	0	-964	-3,823	-3,403	-4,226	-4,399	-4,472	-4,495	-4,419	-4,344	-4,318



Sorted by FUNC, SFUN, TID, SUB
 (amounts in millions)

		2015	2016	2017	2018	2019	2020	2021	2022	2023	2024	2025
COMMERCE AND HOUSING CREDIT (370)												
018 9017 0 1 372 EE02 XX XX 10												
Non-scoreable secondary effect (off-budget)												
Pres 16	BA:	0	0	0	0	0	0	0	0	0	0	0
Reest	OP:	0	0									
	OT:	0	0	0	0	0	0	0	0	0	0	0
Mar 15	BA:	0	0	0	0	0	0	0	0	0	0	0
Base	OP:	0	0									
	OT:	0	0	0	0	0	0	0	0	0	0	0
Orig	BA:	0	0	0	0	0	0	0	0	0	0	0
Pres	OP:	0	0									
	OT:	5,653	5,847	-711	-711	-711	-711	-711	-711	-711	-711	-711
Reest -	BA:	0	0	0	0	0	0	0	0	0	0	0
Mar15	OP:	0	0									
	OT:	0	0	0	0	0	0	0	0	0	0	0
Reest -	BA:	0	0	0	0	0	0	0	0	0	0	0
Orig	OP:	0	0									
	OT:	-5,653	-5,847	711	711	711	711	711	711	711	711	711
Account Total for Unspecified Adjustments to Operations												
Pres 16	BA:	0	0	0	0	0	0	0	0	0	0	0
Reest	OP:	0	0									
	OT:	0	0	0	0	0	0	0	0	0	0	0
Mar 15	BA:	0	0	0	0	0	0	0	0	0	0	0
Base	OP:	0	0									
	OT:	0	0	0	0	0	0	0	0	0	0	0
Orig	BA:	0	0	0	0	0	0	0	0	0	0	0
Pres	OP:	0	0									
	OT:	0	0	0	-2,423	-2,425	-1,793	-1,984	-1,947	-1,741	-2,039	-2,772
Reest -	BA:	0	0	0	0	0	0	0	0	0	0	0
Mar15	OP:	0	0									
	OT:	0	0	0	0	0	0	0	0	0	0	0
Reest -	BA:	0	0	0	0	0	0	0	0	0	0	0
Orig	OP:	0	0									
	OT:	0	0	0	2,423	2,425	1,793	1,984	1,947	1,741	2,039	2,772



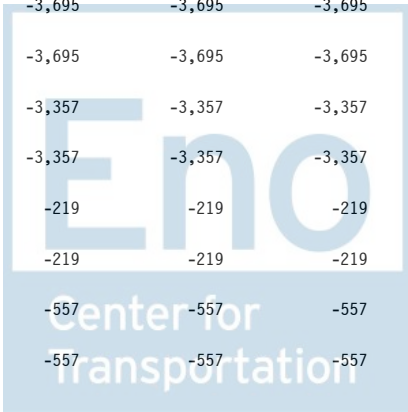
Sorted by FUNC, SFUN, TID, SUB
 (amounts in millions)

		2015	2016	2017	2018	2019	2020	2021	2022	2023	2024	2025
COMMERCE AND HOUSING CREDIT (370)												
Office of Personnel Management												
Office of Personnel Management												
Postal Service contributions for benefits paid to retirees												
024 9991 8 2 372 CB01 XX XX 20 N												
Offsetting Receipts												
Amortization payments beginning 2017												
Pres 16	BA:	0	0	-3,695	-3,695	-3,695	-3,695	-3,695	-3,695	-3,695	-3,695	-3,695
Reest	OP:	0	0									
	OT:	0	0	-3,695	-3,695	-3,695	-3,695	-3,695	-3,695	-3,695	-3,695	-3,695
Mar 15	BA:	0	0	-3,695	-3,695	-3,695	-3,695	-3,695	-3,695	-3,695	-3,695	-3,695
Base	OP:	0	0									
	OT:	0	0	-3,695	-3,695	-3,695	-3,695	-3,695	-3,695	-3,695	-3,695	-3,695
Orig	BA:	-5,700	-5,800	-2,646	-2,646	-2,646	-2,646	-2,646	-2,646	-2,646	-2,646	-2,646
Pres	OP:	0	0									
	OT:	-5,700	-5,800	-2,646	-2,646	-2,646	-2,646	-2,646	-2,646	-2,646	-2,646	-2,646
Reest -	BA:	0	0	0	0	0	0	0	0	0	0	0
Mar15	OP:	0	0									
	OT:	0	0	0	0	0	0	0	0	0	0	0
Reest -	BA:	5,700	5,800	-1,049	-1,049	-1,049	-1,049	-1,049	-1,049	-1,049	-1,049	-1,049
Orig	OP:	0	0									
	OT:	5,700	5,800	-1,049	-1,049	-1,049	-1,049	-1,049	-1,049	-1,049	-1,049	-1,049



Sorted by FUNC, SFUN, TID, SUB
 (amounts in millions)

		2015	2016	2017	2018	2019	2020	2021	2022	2023	2024	2025
COMMERCE AND HOUSING CREDIT (370)												
024 9991 8 2 372 EA01 32 82 20												
Proposed Legislation												
Pres 16	BA:	0	0	-219	-219	-219	-219	-219	-219	-219	-219	-219
Reest	OP:	0	0									
	OT:	0	0	-219	-219	-219	-219	-219	-219	-219	-219	-219
Mar 15	BA:	0	0	0	0	0	0	0	0	0	0	0
Base	OP:	0	0									
	OT:	0	0	0	0	0	0	0	0	0	0	0
Orig	BA:	5,700	5,800	-711	-711	-711	-711	-711	-711	-711	-711	-711
Pres	OP:	0	0									
	OT:	5,700	5,800	-711	-711	-711	-711	-711	-711	-711	-711	-711
Reest -	BA:	0	0	-219	-219	-219	-219	-219	-219	-219	-219	-219
Mar15	OP:	0	0									
	OT:	0	0	-219	-219	-219	-219	-219	-219	-219	-219	-219
Reest -	BA:	-5,700	-5,800	492	492	492	492	492	492	492	492	492
Orig	OP:	0	0									
	OT:	-5,700	-5,800	492	492	492	492	492	492	492	492	492
Account Total for Postal Service contributions for benefits paid to retirees												
Pres 16	BA:	0	0	-3,914	-3,914	-3,914	-3,914	-3,914	-3,914	-3,914	-3,914	-3,914
Reest	OP:	0	0									
	OT:	0	0	-3,914	-3,914	-3,914	-3,914	-3,914	-3,914	-3,914	-3,914	-3,914
Mar 15	BA:	0	0	-3,695	-3,695	-3,695	-3,695	-3,695	-3,695	-3,695	-3,695	-3,695
Base	OP:	0	0									
	OT:	0	0	-3,695	-3,695	-3,695	-3,695	-3,695	-3,695	-3,695	-3,695	-3,695
Orig	BA:	0	0	-3,357	-3,357	-3,357	-3,357	-3,357	-3,357	-3,357	-3,357	-3,357
Pres	OP:	0	0									
	OT:	0	0	-3,357	-3,357	-3,357	-3,357	-3,357	-3,357	-3,357	-3,357	-3,357
Reest -	BA:	0	0	-219	-219	-219	-219	-219	-219	-219	-219	-219
Mar15	OP:	0	0									
	OT:	0	0	-219	-219	-219	-219	-219	-219	-219	-219	-219
Reest -	BA:	0	0	-557	-557	-557	-557	-557	-557	-557	-557	-557
Orig	OP:	0	0									
	OT:	0	0	-557	-557	-557	-557	-557	-557	-557	-557	-557



Sorted by FUNC, SFUN, TID, SUB
 (amounts in millions)

		2015	2016	2017	2018	2019	2020	2021	2022	2023	2024	2025
COMMERCE AND HOUSING CREDIT (370)												
Subfunction Total for 372 Postal Service (372)												
Pres 16	BA:	-2,422	-4,630	-5,796	-5,463	-7,153	-7,196	-7,233	-7,219	-7,105	-6,942	-6,776
Reest	OP:	13	13									
	OT:	-2,422	-4,631	-5,796	-5,463	-7,153	-7,196	-7,233	-7,219	-7,105	-6,942	-6,776
Mar 15	BA:	-2,422	-645	-3,289	-3,273	-3,258	-3,242	-3,225	-3,205	-3,186	-3,168	-3,147
Base	OP:	13	13									
	OT:	-2,422	-646	-3,289	-3,273	-3,259	-3,242	-3,226	-3,206	-3,187	-3,169	-3,148
Orig	BA:	359	573	-3,019	-3,013	-3,010	-3,008	-3,002	-2,996	-2,990	-2,985	-2,978
Pres	OP:	0	0									
	OT:	-458	-1,567	-1,377	-1,963	-3,010	-3,008	-3,002	-2,996	-2,990	-2,985	-2,978
Reest -	BA:	0	-3,985	-2,507	-2,190	-3,895	-3,954	-4,008	-4,014	-3,919	-3,774	-3,629
Mar15	OP:	0	0									
	OT:	0	-3,985	-2,507	-2,190	-3,894	-3,954	-4,007	-4,013	-3,918	-3,773	-3,628
Reest -	BA:	-2,781	-5,203	-2,777	-2,450	-4,143	-4,188	-4,231	-4,223	-4,115	-3,957	-3,798
Orig	OP:	13	13									
	OT:	-1,964	-3,064	-4,419	-3,500	-4,143	-4,188	-4,231	-4,223	-4,115	-3,957	-3,798



Sorted by FUNC, SFUN, TID, SUB
(amounts in millions)

COMMERCE AND HOUSING CREDIT (370)

2015 2016 2017 2018 2019 2020 2021 2022 2023 2024 2025



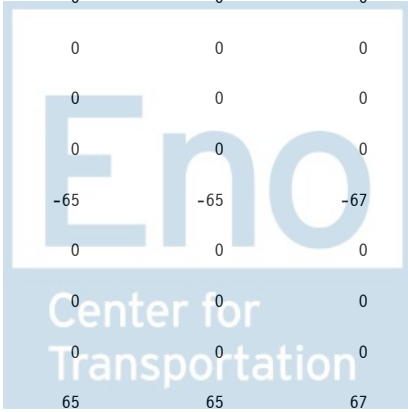
Sorted by FUNC, SFUN, TID, SUB
 (amounts in millions)

		2015	2016	2017	2018	2019	2020	2021	2022	2023	2024	2025
COMMERCE AND HOUSING CREDIT (370)												
Deposit Insurance (373)												
Department of the Treasury												
Comptroller of the Currency												
Assessment funds												
020 8413 0 8 373 BA01 24 68 10 N												
Federal Fund												
Excess fees												
Pres 16	BA:	0	0	0	0	0	0	0	0	0	0	0
Reest	OP:	0	0									
	OT:	-29	-34	-39	-40	-43	-44	-46	-47	-48	-49	-50
Mar 15	BA:	0	0	0	0	0	0	0	0	0	0	0
Base	OP:	0	0									
	OT:	-29	-34	-39	-40	-43	-44	-46	-47	-48	-49	-50
Orig	BA:	0	0	0	0	0	0	0	0	0	0	0
Pres	OP:	0	0									
	OT:	0	0	0	0	0	0	0	0	0	0	0
Reest -	BA:	0	0	0	0	0	0	0	0	0	0	0
Mar15	OP:	0	0									
	OT:	0	0	0	0	0	0	0	0	0	0	0
Reest -	BA:	0	0	0	0	0	0	0	0	0	0	0
Orig	OP:	0	0									
	OT:	-29	-34	-39	-40	-43	-44	-46	-47	-48	-49	-50




Sorted by FUNC, SFUN, TID, SUB
 (amounts in millions)

		2015	2016	2017	2018	2019	2020	2021	2022	2023	2024	2025
COMMERCE AND HOUSING CREDIT (370)												
020 8413 0 8 373 BA02 24 68 10 N WI1												
Federal Fund												
Interest												
Pres 16	BA:	0	0	0	0	0	0	0	0	0	0	0
Reest	OP:	0	0									
	OT:	-19	-24	-34	-43	-46	-49	-50	-52	-54	-56	-58
Mar 15	BA:	0	0	0	0	0	0	0	0	0	0	0
Base	OP:	0	0									
	OT:	-19	-24	-34	-43	-46	-49	-50	-52	-54	-56	-58
Orig	BA:	0	0	0	0	0	0	0	0	0	0	0
Pres	OP:	0	0									
	OT:	0	0	0	0	0	0	0	0	0	0	0
Reest -	BA:	0	0	0	0	0	0	0	0	0	0	0
Mar15	OP:	0	0									
	OT:	0	0	0	0	0	0	0	0	0	0	0
Reest -	BA:	0	0	0	0	0	0	0	0	0	0	0
Orig	OP:	0	0									
	OT:	-19	-24	-34	-43	-46	-49	-50	-52	-54	-56	-58
020 8413 0 8 373 BC01 24 68 10												
Trust Revolving Fund												
Pres 16	BA:	0	0	0	0	0	0	0	0	0	0	0
Reest	OP:	0	0									
	OT:	0	0	0	0	0	0	0	0	0	0	0
Mar 15	BA:	0	0	0	0	0	0	0	0	0	0	0
Base	OP:	0	0									
	OT:	0	0	0	0	0	0	0	0	0	0	0
Orig	BA:	0	0	0	0	0	0	0	0	0	0	0
Pres	OP:	222	0									
	OT:	222	-37	-59	-59	-61	-63	-63	-65	-65	-67	-68
Reest -	BA:	0	0	0	0	0	0	0	0	0	0	0
Mar15	OP:	0	0									
	OT:	0	0	0	0	0	0	0	0	0	0	0
Reest -	BA:	0	0	0	0	0	0	0	0	0	0	0
Orig	OP:	-222	0									
	OT:	-222	37	59	59	61	63	63	65	65	67	68




Sorted by FUNC, SFUN, TID, SUB
 (amounts in millions)

		2015	2016	2017	2018	2019	2020	2021	2022	2023	2024	2025
COMMERCE AND HOUSING CREDIT (370)												
Account Total for Assessment funds												
Pres 16	BA:	0	0	0	0	0	0	0	0	0	0	0
Reest	OP:	0	0									
	OT:	-48	-58	-73	-83	-89	-93	-96	-99	-102	-105	-108
Mar 15	BA:	0	0	0	0	0	0	0	0	0	0	0
Base	OP:	0	0									
	OT:	-48	-58	-73	-83	-89	-93	-96	-99	-102	-105	-108
Orig	BA:	0	0	0	0	0	0	0	0	0	0	0
Pres	OP:	222	0									
	OT:	222	-37	-59	-59	-61	-63	-63	-65	-65	-67	-68
Reest -	BA:	0	0	0	0	0	0	0	0	0	0	0
Mar15	OP:	0	0									
	OT:	0	0	0	0	0	0	0	0	0	0	0
Reest -	BA:	0	0	0	0	0	0	0	0	0	0	0
Orig	OP:	-222	0									
	OT:	-270	-21	-14	-24	-28	-30	-33	-34	-37	-38	-40
National Credit Union Administration												
National Credit Union Administration												
Operating fund												
025 4056 0 3 373 AA01 FS FS 10												
Appropriation												
Pres 16	BA:	0	0	0	0	0	0	0	0	0	0	0
Reest	OP:	0	0									
	OT:	0	0	0	0	0	0	0	0	0	0	0
Mar 15	BA:	0	0	0	0	0	0	0	0	0	0	0
Base	OP:	0	0									
	OT:	0	0	0	0	0	0	0	0	0	0	0
Orig	BA:	-1	-1	-1	-1	-1	-1	-1	-1	-1	-1	-1
Pres	OP:	0	0									
	OT:	-1	-1	-1	-1	-1	-1	-1	-1	-1	-1	-1
Reest -	BA:	0	0	0	0	0	0	0	0	0	0	0
Mar15	OP:	0	0									
	OT:	0	0	0	0	0	0	0	0	0	0	0
Reest -	BA:	1	1	1	1	1	1	1	1	1	1	1
Orig	OP:	0	0									
	OT:	1	1	1	1	1	1	1	1	1	1	1



Sorted by FUNC, SFUN, TID, SUB
 (amounts in millions)

		2015	2016	2017	2018	2019	2020	2021	2022	2023	2024	2025
COMMERCE AND HOUSING CREDIT (370)												
025 4056 0 3 373 BD01 24 68 10												
Public Enterprise Fund												
Pres 16	BA:	0	0	0	0	0	0	0	0	0	0	0
Reest	OP:	0	0									
	OT:	0	0	0	0	0	0	0	0	0	0	0
Mar 15	BA:	0	0	0	0	0	0	0	0	0	0	0
Base	OP:	0	0									
	OT:	0	0	0	0	0	0	0	0	0	0	0
Orig	BA:	1	1	1	1	1	1	1	0	1	1	1
Pres	OP:	17	9									
	OT:	1	1	1	1	1	1	1	0	1	1	1
Reest -	BA:	0	0	0	0	0	0	0	0	0	0	0
Mar15	OP:	0	0									
	OT:	0	0	0	0	0	0	0	0	0	0	0
Reest -	BA:	-1	-1	-1	-1	-1	-1	-1	0	-1	-1	-1
Orig	OP:	-17	-9									
	OT:	-1	-1	-1	-1	-1	-1	-1	0	-1	-1	-1
Account Total for Operating fund												
Pres 16	BA:	0	0	0	0	0	0	0	0	0	0	0
Reest	OP:	0	0									
	OT:	0	0	0	0	0	0	0	0	0	0	0
Mar 15	BA:	0	0	0	0	0	0	0	0	0	0	0
Base	OP:	0	0									
	OT:	0	0	0	0	0	0	0	0	0	0	0
Orig	BA:	0	0	0	0	0	0	0	-1	0	0	0
Pres	OP:	17	9						-1	0	0	0
	OT:	0	0	0	0	0	0	0	0	0	0	0
Reest -	BA:	0	0	0	0	0	0	0	0	0	0	0
Mar15	OP:	0	0									
	OT:	0	0	0	0	0	0	0	0	0	0	0
Reest -	BA:	0	0	0	0	0	0	0	1	0	0	0
Orig	OP:	-17	-9						-1	0	0	0
	OT:	0	0	0	0	0	0	0	0	0	0	0



Sorted by FUNC, SFUN, TID, SUB
 (amounts in millions)

		2015	2016	2017	2018	2019	2020	2021	2022	2023	2024	2025
COMMERCE AND HOUSING CREDIT (370)												
Credit union share insurance fund												
025 4468 0 3 373 BD01 24 68 10 N												
Public Enterprise Fund												
NCUA Cash Outlays (Excluding Interest)												
Pres 16	BA:	0	0	0	0	0	0	0	0	0	0	0
Reest	OP:	0	0									
	OT:	-85	-90	-105	-160	-205	-400	-360	-325	-300	-320	-330
Mar 15	BA:	0	0	0	0	0	0	0	0	0	0	0
Base	OP:	0	0									
	OT:	-85	-90	-105	-160	-205	-400	-360	-325	-300	-320	-330
Orig	BA:	0	0	0	0	0	0	0	0	0	0	0
Pres	OP:	14	14									
	OT:	-218	-420	-492	-557	-618	-675	-718	-762	-812	-857	-908
Reest -	BA:	0	0	0	0	0	0	0	0	0	0	0
Mar15	OP:	0	0									
	OT:	0	0	0	0	0	0	0	0	0	0	0
Reest -	BA:	0	0	0	0	0	0	0	0	0	0	0
Orig	OP:	-14	-14									
	OT:	133	330	387	397	413	275	358	437	512	537	578




Sorted by FUNC, SFUN, TID, SUB
 (amounts in millions)

		2015	2016	2017	2018	2019	2020	2021	2022	2023	2024	2025
COMMERCE AND HOUSING CREDIT (370)												
025 4468 0 3 373 BD02 24 68 10 N WI1												
Public Enterprise Fund												
Interest Receipt												
Pres 16	BA:	0	0	0	0	0	0	0	0	0	0	0
Reest	OP:	0	0									
	OT:	-275	-295	-315	-330	-375	-430	-495	-560	-630	-690	-750
Mar 15	BA:	0	0	0	0	0	0	0	0	0	0	0
Base	OP:	0	0									
	OT:	-275	-295	-315	-330	-375	-430	-495	-560	-630	-690	-750
Orig	BA:	0	0	0	0	0	0	0	0	0	0	0
Pres	OP:	0	0									
	OT:	0	0	0	0	0	0	0	0	0	0	0
Reest -	BA:	0	0	0	0	0	0	0	0	0	0	0
Mar15	OP:	0	0									
	OT:	0	0	0	0	0	0	0	0	0	0	0
Reest -	BA:	0	0	0	0	0	0	0	0	0	0	0
Orig	OP:	0	0									
	OT:	-275	-295	-315	-330	-375	-430	-495	-560	-630	-690	-750
Account Total for Credit union share insurance fund												
Pres 16	BA:	0	0	0	0	0	0	0	0	0	0	0
Reest	OP:	0	0									
	OT:	-360	-385	-420	-490	-580	-830	-855	-885	-930	-1,010	-1,080
Mar 15	BA:	0	0	0	0	0	0	0	0	0	0	0
Base	OP:	0	0									
	OT:	-360	-385	-420	-490	-580	-830	-855	-885	-930	-1,010	-1,080
Orig	BA:	0	0	0	0	0	0	0	0	0	0	0
Pres	OP:	14	14									
	OT:	-218	-420	-492	-557	-618	-675	-718	-762	-812	-857	-908
Reest -	BA:	0	0	0	0	0	0	0	0	0	0	0
Mar15	OP:	0	0									
	OT:	0	0	0	0	0	0	0	0	0	0	0
Reest -	BA:	0	0	0	0	0	0	0	0	0	0	0
Orig	OP:	-14	-14									
	OT:	-142	35	72	67	38	-155	-137	-123	-118	-153	-172



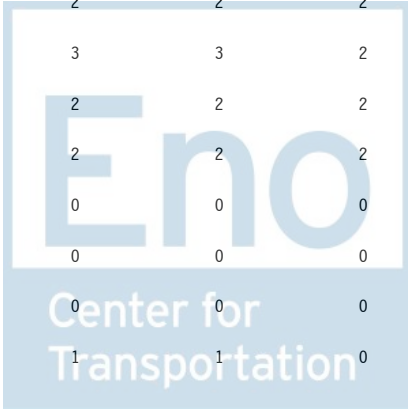
Sorted by FUNC, SFUN, TID, SUB
 (amounts in millions)

		2015	2016	2017	2018	2019	2020	2021	2022	2023	2024	2025
COMMERCE AND HOUSING CREDIT (370)												
Central liquidity facility												
025 4470 0 3 373 BD02 24 68 10 N												
Public Enterprise Fund												
Pres 16	BA:	0	0	0	0	0	0	0	0	0	0	0
Reest	OP:	0	0									
	OT:	-36	-44	-52	-60	-70	-80	-90	-100	-110	-120	-130
Mar 15	BA:	0	0	0	0	0	0	0	0	0	0	0
Base	OP:	0	0									
	OT:	-36	-44	-52	-60	-70	-80	-90	-100	-110	-120	-130
Orig	BA:	0	0	0	0	0	0	0	0	0	0	0
Pres	OP:	0	0									
	OT:	-10	-8	-8	-8	-8	-8	-8	-8	-8	-8	-8
Reest -	BA:	0	0	0	0	0	0	0	0	0	0	0
Mar15	OP:	0	0									
	OT:	0	0	0	0	0	0	0	0	0	0	0
Reest -	BA:	0	0	0	0	0	0	0	0	0	0	0
Orig	OP:	0	0									
	OT:	-26	-36	-44	-52	-62	-72	-82	-92	-102	-112	-122
Community Development Revolving Loan Fund												
025 4472 0 3 373 AA01 FS FS 03 0												
Appropriation												
Pres 16	BA:	2	2	2	2	2	2	2	2	2	2	2
Reest	OP:	0	1									
	OT:	1	2	2	2	2	2	2	2	2	2	2
Mar 15	BA:	2	2	2	2	2	2	2	2	2	2	2
Base	OP:	0	1									
	OT:	1	2	2	2	2	2	2	2	2	2	2
Orig	BA:	1	2	2	2	2	2	2	2	2	2	2
Pres	OP:	0	0									
	OT:	1	2	2	2	2	2	2	2	2	2	2
Reest -	BA:	0	0	0	0	0	0	0	0	0	0	0
Mar15	OP:	0	0									
	OT:	0	0	0	0	0	0	0	0	0	0	0
Reest -	BA:	1	0	0	0	0	0	0	0	0	0	0
Orig	OP:	0	1									
	OT:	0	0	0	0	0	0	0	0	0	0	0



Sorted by FUNC, SFUN, TID, SUB
 (amounts in millions)

		2015	2016	2017	2018	2019	2020	2021	2022	2023	2024	2025
COMMERCE AND HOUSING CREDIT (370)												
025 4472 0 3 373 BD01 24 68 10 N												
Public Enterprise Fund												
Pres 16	BA:	0	0	0	0	0	0	0	0	0	0	0
Reest	OP:	0	0									
	OT:	1	1	1	1	1	1	1	1	1	0	0
Mar 15	BA:	0	0	0	0	0	0	0	0	0	0	0
Base	OP:	0	0									
	OT:	1	1	1	1	1	1	1	1	1	0	0
Orig	BA:	0	0	0	0	0	0	0	0	0	0	0
Pres	OP:	2	0									
	OT:	2	0	0	0	0	0	0	0	0	0	0
Reest -	BA:	0	0	0	0	0	0	0	0	0	0	0
Mar15	OP:	0	0									
	OT:	0	0	0	0	0	0	0	0	0	0	0
Reest -	BA:	0	0	0	0	0	0	0	0	0	0	0
Orig	OP:	-2	0									
	OT:	-1	1	1	1	1	1	1	1	1	0	0
Account Total for Community Development Revolving Loan Fund												
Pres 16	BA:	2	2	2	2	2	2	2	2	2	2	2
Reest	OP:	0	1									
	OT:	2	3	3	3	3	3	3	3	3	2	2
Mar 15	BA:	2	2	2	2	2	2	2	2	2	2	2
Base	OP:	0	1									
	OT:	2	3	3	3	3	3	3	3	3	2	2
Orig	BA:	1	2	2	2	2	2	2	2	2	2	2
Pres	OP:	2	0									
	OT:	3	2	2	2	2	2	2	2	2	2	2
Reest -	BA:	0	0	0	0	0	0	0	0	0	0	0
Mar15	OP:	0	0									
	OT:	0	0	0	0	0	0	0	0	0	0	0
Reest -	BA:	1	0	0	0	0	0	0	0	0	0	0
Orig	OP:	-2	1									
	OT:	-1	1	1	1	1	1	1	1	1	0	0



Sorted by FUNC, SFUN, TID, SUB
 (amounts in millions)

		2015	2016	2017	2018	2019	2020	2021	2022	2023	2024	2025
COMMERCE AND HOUSING CREDIT (370)												
Temporary Corporate Credit Union Stabilization Fund												
025 4477 0 3 373 BD01 24 68 10 N												
Public Enterprise Fund												
Pres 16	BA:	0	0	0	0	0	0	0	0	0	0	0
Reest	OP:	0	0									
	OT:	-180	-300	-565	-620	-340	-120	340	0	0	0	0
Mar 15	BA:	0	0	0	0	0	0	0	0	0	0	0
Base	OP:	0	0									
	OT:	-180	-300	-565	-620	-340	-120	340	0	0	0	0
Orig	BA:	0	0	0	0	0	0	0	0	0	0	0
Pres	OP:	5	5									
	OT:	-65	-125	-311	-679	-396	-2,080	-532	-1	-1	-1	-1
Reest -	BA:	0	0	0	0	0	0	0	0	0	0	0
Mar15	OP:	0	0									
	OT:	0	0	0	0	0	0	0	0	0	0	0
Reest -	BA:	0	0	0	0	0	0	0	0	0	0	0
Orig	OP:	-5	-5									
	OT:	-115	-175	-254	59	56	1,960	872	1	1	1	1



Sorted by FUNC, SFUN, TID, SUB
 (amounts in millions)

	2015	2016	2017	2018	2019	2020	2021	2022	2023	2024	2025
COMMERCE AND HOUSING CREDIT (370)											
Federal Deposit Insurance Corporation											
FSLIC Resolution											
FSLIC resolution fund											
051 4065 0 3 373 BD01 24 68 10 N											
Public Enterprise Fund											
Pres 16 BA:	106	0	0	0	0	0	0	0	0	0	0
Reest OP:	0	0									
OT:	106	0	0	0	0	0	0	0	0	0	0
Mar 15 BA:	106	0	0	0	0	0	0	0	0	0	0
Base OP:	0	0									
OT:	106	0	0	0	0	0	0	0	0	0	0
Orig BA:	356	0	1	0	0	0	0	0	0	0	0
Pres OP:	0	0									
OT:	-1	-1	0	0	0	0	0	0	0	0	0
Reest - BA:	0	0	0	0	0	0	0	0	0	0	0
Mar15 OP:	0	0									
OT:	0	0	0	0	0	0	0	0	0	0	0
Reest - BA:	-250	0	-1	0	0	0	0	0	0	0	0
Orig OP:	0	0									
OT:	107	1	0	0	0	0	0	0	0	0	0



Sorted by FUNC, SFUN, TID, SUB
 (amounts in millions)

		2015	2016	2017	2018	2019	2020	2021	2022	2023	2024	2025
COMMERCE AND HOUSING CREDIT (370)												
FDIC Office of Inspector General												
Office of the Inspector General												
051 4595 0 4 373 AA01 FS FS 03 A												
Appropriation												
		Transfer from DIF										
Pres 16	BA:	35	35	0	0	0	0	0	0	0	0	0
Reest	OP:	0	0									
	OT:	35	35	0	0	0	0	0	0	0	0	0
Mar 15	BA:	35	0	0	0	0	0	0	0	0	0	0
Base	OP:	0	0									
	OT:	35	0	0	0	0	0	0	0	0	0	0
Orig	BA:	35	35	35	35	35	35	35	35	35	35	35
Pres	OP:	0	0									
	OT:	35	35	35	35	35	35	35	35	35	35	35
Reest -	BA:	0	35	0	0	0	0	0	0	0	0	0
Mar15	OP:	0	0									
	OT:	0	35	0	0	0	0	0	0	0	0	0
Reest -	BA:	0	0	-35	-35	-35	-35	-35	-35	-35	-35	-35
Orig	OP:	0	0									
	OT:	0	0	-35	-35	-35	-35	-35	-35	-35	-35	-35



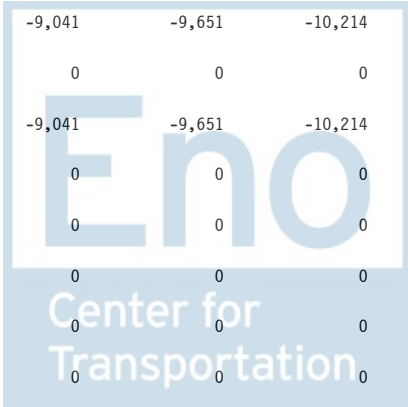
Sorted by FUNC, SFUN, TID, SUB
 (amounts in millions)

		2015	2016	2017	2018	2019	2020	2021	2022	2023	2024	2025
COMMERCE AND HOUSING CREDIT (370)												
Deposit Insurance												
Deposit Insurance Fund												
051 4596 0 4 373 AA01 FS FS 03 CH												
Appropriation												
Transfer to OIG												
Pres 16	BA:	0	-35	0	0	0	0	0	0	0	0	0
Reest	OP:	0	0									
	OT:	0	-35	0	0	0	0	0	0	0	0	0
Mar 15	BA:	0	0	0	0	0	0	0	0	0	0	0
Base	OP:	0	0									
	OT:	0	0	0	0	0	0	0	0	0	0	0
Orig	BA:	0	-35	-35	-35	-35	-35	-35	-35	-35	-35	-35
Pres	OP:	0	0									
	OT:	0	-35	-35	-35	-35	-35	-35	-35	-35	-35	-35
Reest -	BA:	0	-35	0	0	0	0	0	0	0	0	0
Mar15	OP:	0	0									
	OT:	0	-35	0	0	0	0	0	0	0	0	0
Reest -	BA:	0	0	35	35	35	35	35	35	35	35	35
Orig	OP:	0	0									
	OT:	0	0	35	35	35	35	35	35	35	35	35



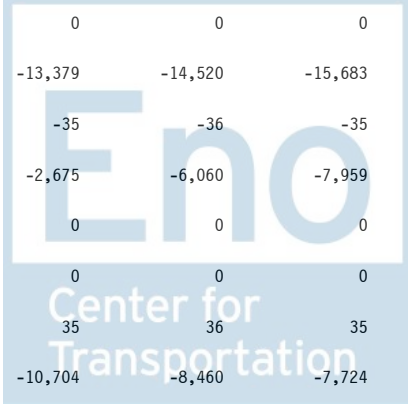
Sorted by FUNC, SFUN, TID, SUB
 (amounts in millions)

		2015	2016	2017	2018	2019	2020	2021	2022	2023	2024	2025
COMMERCE AND HOUSING CREDIT (370)												
051 4596 0 4 373 BE01 24 68 10 N												
Intragovernmental Fund												
CHIMP transfer												
Pres 16	BA:	-35	0	0	0	0	0	0	0	0	0	0
Reest	OP:	0	0									
	OT:	-35	0	0	0	0	0	0	0	0	0	0
Mar 15	BA:	-35	0	0	0	0	0	0	0	0	0	0
Base	OP:	0	0									
	OT:	-35	0	0	0	0	0	0	0	0	0	0
Orig	BA:	-35	0	0	0	0	0	0	0	-1	0	0
Pres	OP:	8,955	15,716									
	OT:	-8,584	-9,647	-11,732	-11,077	-10,796	-7,453	-1,865	-2,640	-6,025	-7,924	-9,063
Reest -	BA:	0	0	0	0	0	0	0	0	0	0	0
Mar15	OP:	0	0									
	OT:	0	0	0	0	0	0	0	0	0	0	0
Reest -	BA:	0	0	0	0	0	0	0	0	1	0	0
Orig	OP:	-8,955	-15,716									
	OT:	8,549	9,647	11,732	11,077	10,796	7,453	1,865	2,640	6,025	7,924	9,063
051 4596 0 4 373 BE03 24 68 10 N												
Intragovernmental Fund												
Net Outlays (Excluding Interest)												
Pres 16	BA:	0	0	0	0	0	0	0	0	0	0	0
Reest	OP:	-8,874	-9,180									
	OT:	-8,874	-9,180	-9,950	-12,475	-13,891	-10,757	-8,231	-9,041	-9,651	-10,214	-10,559
Mar 15	BA:	0	0	0	0	0	0	0	0	0	0	0
Base	OP:	-8,874	-9,180									
	OT:	-8,874	-9,180	-9,950	-12,475	-13,891	-10,757	-8,231	-9,041	-9,651	-10,214	-10,559
Orig	BA:	0	0	0	0	0	0	0	0	0	0	0
Pres	OP:	0	0									
	OT:	0	0	0	0	0	0	0	0	0	0	0
Reest -	BA:	0	0	0	0	0	0	0	0	0	0	0
Mar15	OP:	0	0									
	OT:	0	0	0	0	0	0	0	0	0	0	0
Reest -	BA:	0	0	0	0	0	0	0	0	0	0	0
Orig	OP:	-8,874	-9,180									
	OT:	-8,874	-9,180	-9,950	-12,475	-13,891	-10,757	-8,231	-9,041	-9,651	-10,214	-10,559



Sorted by FUNC, SFUN, TID, SUB
 (amounts in millions)

		2015	2016	2017	2018	2019	2020	2021	2022	2023	2024	2025
COMMERCE AND HOUSING CREDIT (370)												
051 4596 0 4 373 BE04 24 68 10 N WI1												
Intragovernmental Fund												
Interest												
Pres 16	BA:	0	0	0	0	0	0	0	0	0	0	0
Reest	OP:	0	0									
	OT:	-1,364	-1,674	-2,099	-2,342	-3,031	-3,460	-3,877	-4,338	-4,869	-5,469	-6,094
Mar 15	BA:	0	0	0	0	0	0	0	0	0	0	0
Base	OP:	0	0									
	OT:	-1,364	-1,674	-2,099	-2,342	-3,031	-3,460	-3,877	-4,338	-4,869	-5,469	-6,094
Orig	BA:	0	0	0	0	0	0	0	0	0	0	0
Pres	OP:	0	0									
	OT:	0	0	0	0	0	0	0	0	0	0	0
Reest -	BA:	0	0	0	0	0	0	0	0	0	0	0
Mar15	OP:	0	0									
	OT:	0	0	0	0	0	0	0	0	0	0	0
Reest -	BA:	0	0	0	0	0	0	0	0	0	0	0
Orig	OP:	0	0									
	OT:	-1,364	-1,674	-2,099	-2,342	-3,031	-3,460	-3,877	-4,338	-4,869	-5,469	-6,094
Account Total for Deposit Insurance Fund												
Pres 16	BA:	-35	-35	0	0	0	0	0	0	0	0	0
Reest	OP:	-8,874	-9,180									
	OT:	-10,273	-10,889	-12,049	-14,817	-16,922	-14,217	-12,108	-13,379	-14,520	-15,683	-16,653
Mar 15	BA:	-35	0	0	0	0	0	0	0	0	0	0
Base	OP:	-8,874	-9,180									
	OT:	-10,273	-10,854	-12,049	-14,817	-16,922	-14,217	-12,108	-13,379	-14,520	-15,683	-16,653
Orig	BA:	-35	-35	-35	-35	-35	-35	-35	-35	-36	-35	-35
Pres	OP:	8,955	15,716									
	OT:	-8,584	-9,682	-11,767	-11,112	-10,831	-7,488	-1,900	-2,675	-6,060	-7,959	-9,098
Reest -	BA:	0	-35	0	0	0	0	0	0	0	0	0
Mar15	OP:	0	0									
	OT:	0	-35	0	0	0	0	0	0	0	0	0
Reest -	BA:	0	0	35	35	35	35	35	35	36	35	35
Orig	OP:	-17,829	-24,896									
	OT:	-1,689	-1,207	-282	-3,705	-6,091	-6,729	-10,208	-10,704	-8,460	-7,724	-7,555



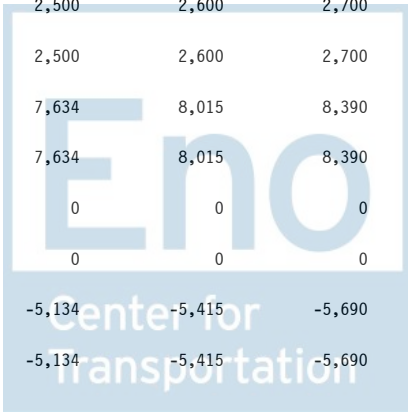
Sorted by FUNC, SFUN, TID, SUB
 (amounts in millions)

		2015	2016	2017	2018	2019	2020	2021	2022	2023	2024	2025
COMMERCE AND HOUSING CREDIT (370)												
Orderly Liquidation												
Orderly Liquidation Fund												
051 5586 0 2 373 BA01 24 68 10 N												
Federal Fund												
		Expected Value Net of Recoveries										
Pres 16	BA:	600	2,600	3,600	2,700	2,300	2,300	2,400	2,500	2,600	2,700	2,800
Reest	OP:	0	0									
	OT:	600	2,600	3,600	2,700	2,300	2,300	2,400	2,500	2,600	2,700	2,800
Mar 15	BA:	600	2,600	3,600	2,700	2,300	2,300	2,400	2,500	2,600	2,700	2,800
Base	OP:	0	0									
	OT:	600	2,600	3,600	2,700	2,300	2,300	2,400	2,500	2,600	2,700	2,800
Orig	BA:	724	1,751	2,852	4,028	5,275	6,590	7,238	7,634	8,015	8,390	8,767
Pres	OP:	0	0									
	OT:	724	1,751	2,852	4,028	5,275	6,590	7,238	7,634	8,015	8,390	8,767
Reest -	BA:	0	0	0	0	0	0	0	0	0	0	0
Mar15	OP:	0	0									
	OT:	0	0	0	0	0	0	0	0	0	0	0
Reest -	BA:	-124	849	748	-1,328	-2,975	-4,290	-4,838	-5,134	-5,415	-5,690	-5,967
Orig	OP:	0	0									
	OT:	-124	849	748	-1,328	-2,975	-4,290	-4,838	-5,134	-5,415	-5,690	-5,967



Sorted by FUNC, SFUN, TID, SUB
 (amounts in millions)

		2015	2016	2017	2018	2019	2020	2021	2022	2023	2024	2025
COMMERCE AND HOUSING CREDIT (370)												
051 5586 0 2 373 BS01 24 68 10 A												
Sequester												
Pres 16	BA:	-125	0	0	0	0	0	0	0	0	0	0
Reest	OP:	0	0									
	OT:	0	0	0	0	0	0	0	0	0	0	0
Mar 15	BA:	-125	-119	0	0	0	0	0	0	0	0	0
Base	OP:	0	0									
	OT:	0	0	0	0	0	0	0	0	0	0	0
Orig	BA:	0	0	0	0	0	0	0	0	0	0	0
Pres	OP:	0	0									
	OT:	0	0	0	0	0	0	0	0	0	0	0
Reest -	BA:	0	119	0	0	0	0	0	0	0	0	0
Mar15	OP:	0	0									
	OT:	0	0	0	0	0	0	0	0	0	0	0
Reest -	BA:	-125	0	0	0	0	0	0	0	0	0	0
Orig	OP:	0	0									
	OT:	0	0	0	0	0	0	0	0	0	0	0
Account Total for Orderly Liquidation Fund												
Pres 16	BA:	475	2,600	3,600	2,700	2,300	2,300	2,400	2,500	2,600	2,700	2,800
Reest	OP:	0	0									
	OT:	600	2,600	3,600	2,700	2,300	2,300	2,400	2,500	2,600	2,700	2,800
Mar 15	BA:	475	2,481	3,600	2,700	2,300	2,300	2,400	2,500	2,600	2,700	2,800
Base	OP:	0	0									
	OT:	600	2,600	3,600	2,700	2,300	2,300	2,400	2,500	2,600	2,700	2,800
Orig	BA:	724	1,751	2,852	4,028	5,275	6,590	7,238	7,634	8,015	8,390	8,767
Pres	OP:	0	0									
	OT:	724	1,751	2,852	4,028	5,275	6,590	7,238	7,634	8,015	8,390	8,767
Reest -	BA:	0	119	0	0	0	0	0	0	0	0	0
Mar15	OP:	0	0									
	OT:	0	0	0	0	0	0	0	0	0	0	0
Reest -	BA:	-249	849	748	-1,328	-2,975	-4,290	-4,838	-5,134	-5,415	-5,690	-5,967
Orig	OP:	0	0									
	OT:	-124	849	748	-1,328	-2,975	-4,290	-4,838	-5,134	-5,415	-5,690	-5,967



Sorted by FUNC, SFUN, TID, SUB
 (amounts in millions)

		2015	2016	2017	2018	2019	2020	2021	2022	2023	2024	2025
COMMERCE AND HOUSING CREDIT (370)												
Subfunction Total for 373 Deposit Insurance (373)												
Pres 16	BA:	583	2,602	3,602	2,702	2,302	2,302	2,402	2,502	2,602	2,702	2,802
Reest	OP:	-8,874	-9,179									
	OT:	-10,154	-9,038	-9,556	-13,367	-15,698	-13,037	-10,406	-11,960	-13,059	-14,216	-15,169
Mar 15	BA:	583	2,483	3,602	2,702	2,302	2,302	2,402	2,502	2,602	2,702	2,802
Base	OP:	-8,874	-9,179									
	OT:	-10,154	-9,038	-9,556	-13,367	-15,698	-13,037	-10,406	-11,960	-13,059	-14,216	-15,169
Orig	BA:	1,081	1,753	2,855	4,030	5,277	6,592	7,240	7,635	8,016	8,392	8,769
Pres	OP:	9,215	15,744									
	OT:	-7,894	-8,485	-9,748	-8,350	-6,602	-3,687	4,054	4,159	1,106	-465	-1,279
Reest -	BA:	0	119	0	0	0	0	0	0	0	0	0
Mar15	OP:	0	0									
	OT:	0	0	0	0	0	0	0	0	0	0	0
Reest -	BA:	-498	849	747	-1,328	-2,975	-4,290	-4,838	-5,133	-5,414	-5,690	-5,967
Orig	OP:	-18,089	-24,923									
	OT:	-2,260	-553	192	-5,017	-9,096	-9,350	-14,460	-16,119	-14,165	-13,751	-13,890



Sorted by FUNC, SFUN, TID, SUB
(amounts in millions)

COMMERCE AND HOUSING CREDIT (370)

2015 2016 2017 2018 2019 2020 2021 2022 2023 2024 2025



Sorted by FUNC, SFUN, TID, SUB
 (amounts in millions)

	2015	2016	2017	2018	2019	2020	2021	2022	2023	2024	2025
COMMERCE AND HOUSING CREDIT (370)											
Other advancement of commerce (376)											
Legislative Branch											
Library of Congress											
Copyright Office, Salaries and Expenses											
003 0102 0 1 376 AA01 LB LB 03 0											
Appropriation											
Pres 16 BA:	21	23	23	24	24	24	26	25	26	26	27
Reest OP:	7	8									
OT:	19	22	23	23	24	24	25	25	25	26	26
Mar 15 BA:	21	22	23	23	24	25	26	27	28	30	31
Base OP:	7	8									
OT:	19	21	22	23	23	24	25	26	27	29	30
Orig BA:	21	23	23	24	24	24	26	25	26	26	27
Pres OP:	9	9									
OT:	21	23	23	24	23	24	25	24	25	26	27
Reest - BA:	0	1	0	1	0	-1	0	-2	-2	-4	-4
Mar15 OP:	0	0									
OT:	0	1	1	0	1	0	0	-1	-2	-3	-4
Reest - BA:	0	0	0	0	0	0	0	0	0	0	0
Orig OP:	-2	-1									
OT:	-2	-1	0	-1	1	0	0	1	0	0	-1



Sorted by FUNC, SFUN, TID, SUB
 (amounts in millions)

		2015	2016	2017	2018	2019	2020	2021	2022	2023	2024	2025
COMMERCE AND HOUSING CREDIT (370)												
Payments to copyright owners												
003 5175 0 2 376 BA01 42 86 10 0												
Federal Fund												
DART only												
Pres 16	BA:	5	5	5	5	5	5	6	6	6	6	6
Reest	OP:	0	0									
	OT:	5	5	5	5	5	5	6	6	6	6	6
Mar 15	BA:	5	5	5	5	5	5	6	6	6	6	6
Base	OP:	0	0									
	OT:	5	5	5	5	5	5	6	6	6	6	6
Orig	BA:	5	5	6	6	6	7	7	8	8	9	9
Pres	OP:	0	0									
	OT:	5	5	6	6	6	7	7	8	8	9	9
Reest -	BA:	0	0	0	0	0	0	0	0	0	0	0
Mar15	OP:	0	0									
	OT:	0	0	0	0	0	0	0	0	0	0	0
Reest -	BA:	0	0	-1	-1	-1	-2	-1	-2	-2	-3	-3
Orig	OP:	0	0									
	OT:	0	0	-1	-1	-1	-2	-1	-2	-2	-3	-3




Sorted by FUNC, SFUN, TID, SUB
 (amounts in millions)

		2015	2016	2017	2018	2019	2020	2021	2022	2023	2024	2025
COMMERCE AND HOUSING CREDIT (370)												
Executive Office of the President												
Unanticipated Needs												
Spectrum Relocation Fund												
011 5512 0 2 376 BA01 30 72 10 N												
Federal Fund												
Pres 16	BA:	0	0	300	200	100	100	75	75	50	50	50
Reest	OP:	0	0									
	OT:	0	0	300	200	100	100	75	75	50	50	50
Mar 15	BA:	0	0	300	200	100	100	75	75	50	50	50
Base	OP:	0	0									
	OT:	0	0	300	200	100	100	75	75	50	50	50
Orig	BA:	444	410	0	0	0	0	0	100	100	0	0
Pres	OP:	0	0									
	OT:	0	0	300	200	10	0	0	100	100	0	0
Reest -	BA:	0	0	0	0	0	0	0	0	0	0	0
Mar15	OP:	0	0									
	OT:	0	0	0	0	0	0	0	0	0	0	0
Reest -	BA:	-444	-410	300	200	100	100	75	-25	-50	50	50
Orig	OP:	0	0									
	OT:	0	0	0	0	90	100	75	-25	-50	50	50




Sorted by FUNC, SFUN, TID, SUB
 (amounts in millions)

		2015	2016	2017	2018	2019	2020	2021	2022	2023	2024	2025
COMMERCE AND HOUSING CREDIT (370)												
011 5512 0 2 376 BA02 30 72 10 A												
Federal Fund												
Prior years balances for R&D												
Pres 16	BA:	250	0	0	0	0	0	0	0	0	0	0
Reest	OP:	5	5									
	OT:	5	5	50	75	75	75	75	75	50	15	0
Mar 15	BA:	250	0	0	0	0	0	0	0	0	0	0
Base	OP:	5	5									
	OT:	5	5	50	75	75	75	75	75	50	15	0
Orig	BA:	0	0	0	0	0	0	0	0	0	0	0
Pres	OP:	0	0									
	OT:	0	0	0	0	0	0	0	0	0	0	0
Reest -	BA:	0	0	0	0	0	0	0	0	0	0	0
Mar15	OP:	0	0									
	OT:	0	0	0	0	0	0	0	0	0	0	0
Reest -	BA:	250	0	0	0	0	0	0	0	0	0	0
Orig	OP:	5	5									
	OT:	5	5	50	75	75	75	75	75	50	15	0
011 5512 0 2 376 BS01 30 72 10 A												
Sequester												
Pres 16	BA:	-1	0	0	0	0	0	0	0	0	0	0
Reest	OP:	0	0									
	OT:	-1	0	0	0	0	0	0	0	0	0	0
Mar 15	BA:	-1	0	0	0	0	0	0	0	0	0	0
Base	OP:	0	0									
	OT:	-1	0	0	0	0	0	0	0	0	0	0
Orig	BA:	0	0	0	0	0	0	0	0	0	0	0
Pres	OP:	0	0									
	OT:	0	0	0	0	0	0	0	0	0	0	0
Reest -	BA:	0	0	0	0	0	0	0	0	0	0	0
Mar15	OP:	0	0									
	OT:	0	0	0	0	0	0	0	0	0	0	0
Reest -	BA:	-1	0	0	0	0	0	0	0	0	0	0
Orig	OP:	0	0									
	OT:	-1	0	0	0	0	0	0	0	0	0	0



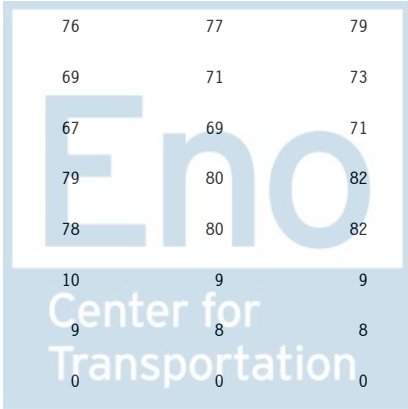
Sorted by FUNC, SFUN, TID, SUB
 (amounts in millions)

		2015	2016	2017	2018	2019	2020	2021	2022	2023	2024	2025
COMMERCE AND HOUSING CREDIT (370)												
011 5512 0 2 376 EA01 30 72 10												
Proposed Legislation												
Pres 16	BA:	0	0	0	0	0	0	0	0	0	0	0
Reest	OP:	0	0									
	OT:	0	0	0	0	0	0	0	0	0	0	0
Mar 15	BA:	0	0	0	0	0	0	0	0	0	0	0
Base	OP:	0	0									
	OT:	0	0	0	0	0	0	0	0	0	0	0
Orig	BA:	0	50	80	100	100	90	60	20	0	0	0
Pres	OP:	0	0									
	OT:	0	50	80	100	100	90	60	20	0	0	0
Reest -	BA:	0	0	0	0	0	0	0	0	0	0	0
Mar15	OP:	0	0									
	OT:	0	0	0	0	0	0	0	0	0	0	0
Reest -	BA:	0	-50	-80	-100	-100	-90	-60	-20	0	0	0
Orig	OP:	0	0									
	OT:	0	-50	-80	-100	-100	-90	-60	-20	0	0	0
011 5512 0 2 376 EA02 30 72 30												
Proposed Legislation												
Pres 16	BA:	0	0	0	0	0	0	0	0	0	0	0
Reest	OP:	0	0									
	OT:	0	0	0	0	0	0	0	0	0	0	0
Mar 15	BA:	0	0	0	0	0	0	0	0	0	0	0
Base	OP:	0	0									
	OT:	0	0	0	0	0	0	0	0	0	0	0
Orig	BA:	0	0	70	0	0	0	0	0	0	0	0
Pres	OP:	0	0									
	OT:	0	0	70	0	0	0	0	0	0	0	0
Reest -	BA:	0	0	0	0	0	0	0	0	0	0	0
Mar15	OP:	0	0									
	OT:	0	0	0	0	0	0	0	0	0	0	0
Reest -	BA:	0	0	-70	0	0	0	0	0	0	0	0
Orig	OP:	0	0									
	OT:	0	0	-70	0	0	0	0	0	0	0	0



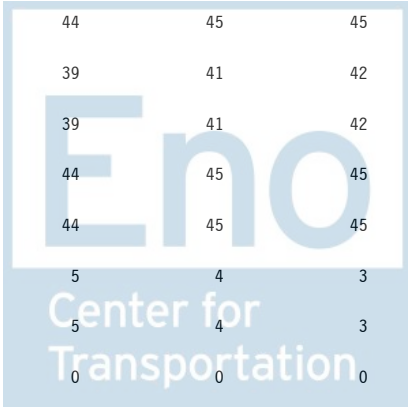
Sorted by FUNC, SFUN, TID, SUB
 (amounts in millions)

		2015	2016	2017	2018	2019	2020	2021	2022	2023	2024	2025
COMMERCE AND HOUSING CREDIT (370)												
Account Total for Spectrum Relocation Fund												
Pres 16	BA:	249	0	300	200	100	100	75	75	50	50	50
Reest	OP:	5	5									
	OT:	4	5	350	275	175	175	150	150	100	65	50
Mar 15	BA:	249	0	300	200	100	100	75	75	50	50	50
Base	OP:	5	5									
	OT:	4	5	350	275	175	175	150	150	100	65	50
Orig	BA:	444	460	150	100	100	90	60	120	100	0	0
Pres	OP:	0	0									
	OT:	0	50	450	300	110	90	60	120	100	0	0
Reest -	BA:	0	0	0	0	0	0	0	0	0	0	0
Mar15	OP:	0	0									
	OT:	0	0	0	0	0	0	0	0	0	0	0
Reest -	BA:	-195	-460	150	100	0	10	15	-45	-50	50	50
Orig	OP:	5	5									
	OT:	4	-45	-100	-25	65	85	90	30	0	65	50
Department of Commerce Departmental Management Salaries and expenses 013 0120 0 1 376 AA01 CJ CJ 03 0 Appropriation												
Pres 16	BA:	56	71	72	74	74	75	76	79	80	82	83
Reest	OP:	11	7									
	OT:	59	68	70	72	72	73	74	76	77	79	80
Mar 15	BA:	56	57	59	61	63	65	67	69	71	73	75
Base	OP:	11	7									
	OT:	59	56	57	59	61	63	65	67	69	71	73
Orig	BA:	56	71	72	74	74	75	76	79	80	82	83
Pres	OP:	16	8									
	OT:	65	70	83	74	74	75	76	78	80	82	83
Reest -	BA:	0	14	13	13	11	10	9	10	9	9	8
Mar15	OP:	0	0									
	OT:	0	12	13	13	11	10	9	9	8	8	7
Reest -	BA:	0	0	0	0	0	0	0	0	0	0	0
Orig	OP:	-5	-1									
	OT:	-6	-2	-13	-2	-2	-2	-2	-2	-3	-3	-3



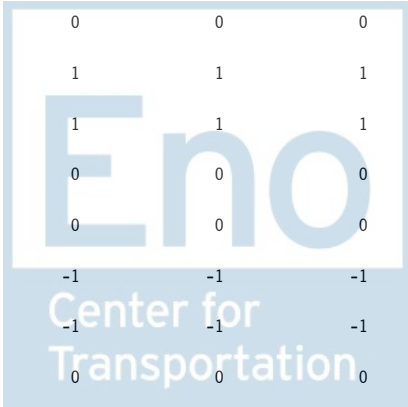
Sorted by FUNC, SFUN, TID, SUB
 (amounts in millions)

		2015	2016	2017	2018	2019	2020	2021	2022	2023	2024	2025
COMMERCE AND HOUSING CREDIT (370)												
HCHB renovation and modernization												
013 0123 0 1 376 AA01 CJ CJ 03 0												
Appropriation												
Pres 16	BA:	5	24	24	25	25	25	26	26	27	27	29
Reest	OP:	5	6									
	OT:	8	18	26	25	25	25	26	26	27	27	28
Mar 15	BA:	5	5	5	5	5	6	6	6	6	6	6
Base	OP:	5	6									
	OT:	8	9	7	5	5	6	6	6	6	6	6
Orig	BA:	5	24	24	25	25	25	26	26	27	27	29
Pres	OP:	4	7									
	OT:	8	24	25	24	25	25	26	26	27	27	29
Reest -	BA:	0	19	19	20	20	19	20	20	21	21	23
Mar15	OP:	0	0									
	OT:	0	9	19	20	20	19	20	20	21	21	22
Reest -	BA:	0	0	0	0	0	0	0	0	0	0	0
Orig	OP:	1	-1									
	OT:	0	-6	1	1	0	0	0	0	0	0	-1
Office of the Inspector General												
013 0126 0 1 376 AA01 CJ CJ 03 0												
Appropriation												
Pres 16	BA:	31	35	41	41	41	41	43	44	45	45	45
Reest	OP:	4	6									
	OT:	31	37	42	42	41	41	43	44	45	45	45
Mar 15	BA:	31	32	33	34	36	37	38	39	41	42	44
Base	OP:	4	6									
	OT:	31	34	35	35	36	37	38	39	41	42	44
Orig	BA:	36	40	41	41	41	41	43	44	45	45	45
Pres	OP:	9	4									
	OT:	41	40	40	41	41	41	43	44	45	45	45
Reest -	BA:	0	3	8	7	5	4	5	5	4	3	1
Mar15	OP:	0	0									
	OT:	0	3	7	7	5	4	5	5	4	3	1
Reest -	BA:	-5	-5	0	0	0	0	0	0	0	0	0
Orig	OP:	-5	2									
	OT:	-10	-3	2	1	0	0	0	0	0	0	0




Sorted by FUNC, SFUN, TID, SUB
 (amounts in millions)

		2015	2016	2017	2018	2019	2020	2021	2022	2023	2024	2025
COMMERCE AND HOUSING CREDIT (370)												
013 0126 0 1 376 AA02 CJ CJ 03 0												
Appropriation												
transfer from periodic census and programs												
Pres 16	BA:	2	2	0	0	0	0	0	0	0	0	0
Reest	OP:	0	0									
	OT:	2	2	0	0	0	0	0	0	0	0	0
Mar 15	BA:	2	2	2	2	2	2	2	3	3	3	3
Base	OP:	0	0									
	OT:	2	2	2	2	2	2	2	3	3	3	3
Orig	BA:	0	0	0	0	0	0	0	0	0	0	0
Pres	OP:	0	0									
	OT:	0	0	0	0	0	0	0	0	0	0	0
Reest -	BA:	0	0	-2	-2	-2	-2	-2	-3	-3	-3	-3
Mar15	OP:	0	0									
	OT:	0	0	-2	-2	-2	-2	-2	-3	-3	-3	-3
Reest -	BA:	2	2	0	0	0	0	0	0	0	0	0
Orig	OP:	0	0									
	OT:	2	2	0	0	0	0	0	0	0	0	0
013 0126 0 1 376 AA03 CJ CJ 03 0												
Appropriation												
Transfer from NOAA, PAC												
Pres 16	BA:	1	1	0	0	0	0	0	0	0	0	0
Reest	OP:	0	0									
	OT:	1	1	0	0	0	0	0	0	0	0	0
Mar 15	BA:	1	1	1	1	1	1	1	1	1	1	1
Base	OP:	0	0									
	OT:	1	1	1	1	1	1	1	1	1	1	1
Orig	BA:	0	0	0	0	0	0	0	0	0	0	0
Pres	OP:	0	0									
	OT:	0	0	0	0	0	0	0	0	0	0	0
Reest -	BA:	0	0	-1	-1	-1	-1	-1	-1	-1	-1	-1
Mar15	OP:	0	0									
	OT:	0	0	-1	-1	-1	-1	-1	-1	-1	-1	-1
Reest -	BA:	1	1	0	0	0	0	0	0	0	0	0
Orig	OP:	0	0									
	OT:	1	1	0	0	0	0	0	0	0	0	0



Sorted by FUNC, SFUN, TID, SUB
 (amounts in millions)

		2015	2016	2017	2018	2019	2020	2021	2022	2023	2024	2025
COMMERCE AND HOUSING CREDIT (370)												
013 0126 0 1 376 AA04 CJ CJ 03 0												
Appropriation												
Trasnfer from PTO												
Pres 16	BA:	2	2	0	0	0	0	0	0	0	0	0
Reest	OP:	0	0									
	OT:	2	2	0	0	0	0	0	0	0	0	0
Mar 15	BA:	2	2	2	2	2	2	2	3	3	3	3
Base	OP:	0	0									
	OT:	2	2	2	2	2	2	2	3	3	3	3
Orig	BA:	0	0	0	0	0	0	0	0	0	0	0
Pres	OP:	0	0									
	OT:	0	0	0	0	0	0	0	0	0	0	0
Reest -	BA:	0	0	-2	-2	-2	-2	-2	-3	-3	-3	-3
Mar15	OP:	0	0									
	OT:	0	0	-2	-2	-2	-2	-2	-3	-3	-3	-3
Reest -	BA:	2	2	0	0	0	0	0	0	0	0	0
Orig	OP:	0	0									
	OT:	2	2	0	0	0	0	0	0	0	0	0
Account Total for Office of the Inspector General												
Pres 16	BA:	36	40	41	41	41	41	43	44	45	45	45
Reest	OP:	4	6									
	OT:	36	42	42	42	41	41	43	44	45	45	45
Mar 15	BA:	36	37	38	39	41	42	43	46	48	49	51
Base	OP:	4	6									
	OT:	36	39	40	40	41	42	43	46	48	49	51
Orig	BA:	36	40	41	41	41	41	43	44	45	45	45
Pres	OP:	9	4									
	OT:	41	40	40	41	41	41	43	44	45	45	45
Reest -	BA:	0	3	3	2	0	-1	0	-2	-3	-4	-6
Mar15	OP:	0	0									
	OT:	0	3	2	2	0	-1	0	-2	-3	-4	-6
Reest -	BA:	0	0	0	0	0	0	0	0	0	0	0
Orig	OP:	-5	2									
	OT:	-5	2	2	1	0	0	0	0	0	0	0



Sorted by FUNC, SFUN, TID, SUB
 (amounts in millions)

		2015	2016	2017	2018	2019	2020	2021	2022	2023	2024	2025
COMMERCE AND HOUSING CREDIT (370)												
Minority Business Development Agency												
Minority business development												
013 0201 0 1 376 AA01 CJ CJ 03 0												
Appropriation												
Pres 16	BA:	30	30	31	31	32	32	32	33	34	34	35
Reest	OP:	7	9									
	OT:	29	31	32	30	30	31	31	31	32	33	33
Mar 15	BA:	30	31	31	32	33	34	35	36	37	38	39
Base	OP:	7	9									
	OT:	29	32	32	30	31	32	33	34	35	36	37
Orig	BA:	30	30	31	31	32	32	32	33	34	34	35
Pres	OP:	15	13									
	OT:	30	28	31	31	32	32	32	32	33	34	35
Reest -	BA:	0	-1	0	-1	-1	-2	-3	-3	-3	-4	-4
Mar15	OP:	0	0									
	OT:	0	-1	0	0	-1	-1	-2	-3	-3	-3	-4
Reest -	BA:	0	0	0	0	0	0	0	0	0	0	0
Orig	OP:	-8	-4									
	OT:	-1	3	1	-1	-2	-1	-1	-1	-1	-1	-2



Sorted by FUNC, SFUN, TID, SUB
 (amounts in millions)

		2015	2016	2017	2018	2019	2020	2021	2022	2023	2024	2025
COMMERCE AND HOUSING CREDIT (370)												
Bureau of Industry and Security												
Operations and administration												
013 0300 0 1 376 AA02 CJ CJ 03 0												
Appropriation												
Pres 16	BA:	67	79	81	82	83	84	85	87	89	90	93
Reest	OP:	12	12									
	OT:	69	79	82	83	83	84	85	87	89	90	93
Mar 15	BA:	67	69	71	73	76	78	81	84	86	89	92
Base	OP:	12	12									
	OT:	69	71	73	74	75	78	80	83	86	88	91
Orig	BA:	67	79	81	82	83	84	85	87	89	90	93
Pres	OP:	10	11									
	OT:	67	79	80	82	83	84	85	86	88	90	92
Reest -	BA:	0	10	10	9	7	6	4	3	3	1	1
Mar15	OP:	0	0									
	OT:	0	8	9	9	8	6	5	4	3	2	2
Reest -	BA:	0	0	0	0	0	0	0	0	0	0	0
Orig	OP:	2	1									
	OT:	2	0	2	1	0	0	0	1	1	0	1



Sorted by FUNC, SFUN, TID, SUB
 (amounts in millions)

		2015	2016	2017	2018	2019	2020	2021	2022	2023	2024	2025
COMMERCE AND HOUSING CREDIT (370)												
Bureau of the Census												
Current Surveys and Programs												
013 0401 0 1 376 AA01 CJ CJ 03 0												
Appropriation												
Pres 16	BA:	248	278	294	300	307	313	320	328	336	344	352
Reest	OP:	25	20									
	OT:	256	279	293	299	306	313	319	327	335	343	351
Mar 15	BA:	248	256	264	273	283	293	303	314	325	336	347
Base	OP:	25	20									
	OT:	256	258	263	272	282	292	302	313	324	335	346
Orig	BA:	248	288	294	300	307	313	320	328	336	344	352
Pres	OP:	31	20									
	OT:	257	283	293	300	306	313	319	327	336	343	351
Reest -	BA:	0	22	30	27	24	20	17	14	11	8	5
Mar15	OP:	0	0									
	OT:	0	21	30	27	24	21	17	14	11	8	5
Reest -	BA:	0	-10	0	0	0	0	0	0	0	0	0
Orig	OP:	-6	0									
	OT:	-1	-4	0	-1	0	0	0	0	-1	0	0



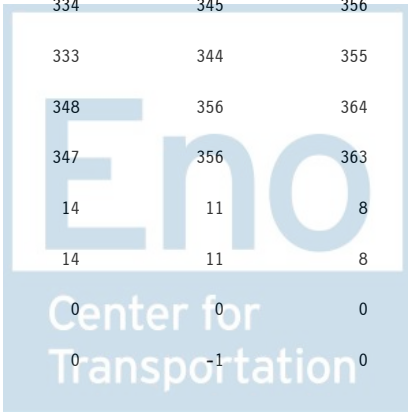
Sorted by FUNC, SFUN, TID, SUB
 (amounts in millions)

		2015	2016	2017	2018	2019	2020	2021	2022	2023	2024	2025
COMMERCE AND HOUSING CREDIT (370)												
013 0401 0 1 376 AA02 LA LA 03 CH												
Appropriation												
transfer from TANF Contingency Fund												
Pres 16	BA:	0	10	0	0	0	0	0	0	0	0	0
Reest	OP:	0	0									
	OT:	0	9	1	0	0	0	0	0	0	0	0
Mar 15	BA:	0	0	0	0	0	0	0	0	0	0	0
Base	OP:	0	0									
	OT:	0	0	0	0	0	0	0	0	0	0	0
Orig	BA:	0	0	0	0	0	0	0	0	0	0	0
Pres	OP:	0	0									
	OT:	0	0	0	0	0	0	0	0	0	0	0
Reest -	BA:	0	10	0	0	0	0	0	0	0	0	0
Mar15	OP:	0	0									
	OT:	0	9	1	0	0	0	0	0	0	0	0
Reest -	BA:	0	10	0	0	0	0	0	0	0	0	0
Orig	OP:	0	0									
	OT:	0	9	1	0	0	0	0	0	0	0	0
013 0401 0 1 376 BA01 32 82 10 A												
Federal Fund												
Pres 16	BA:	30	20	20	20	20	20	20	20	20	20	20
Reest	OP:	2	2									
	OT:	30	21	20	20	20	20	20	20	20	20	20
Mar 15	BA:	30	20	20	20	20	20	20	20	20	20	20
Base	OP:	2	2									
	OT:	30	21	20	20	20	20	20	20	20	20	20
Orig	BA:	28	20	20	20	20	20	20	20	20	20	20
Pres	OP:	0	1									
	OT:	27	20	20	20	20	20	20	20	20	20	20
Reest -	BA:	0	0	0	0	0	0	0	0	0	0	0
Mar15	OP:	0	0									
	OT:	0	0	0	0	0	0	0	0	0	0	0
Reest -	BA:	2	0	0	0	0	0	0	0	0	0	0
Orig	OP:	2	1									
	OT:	3	1	0	0	0	0	0	0	0	0	0




Sorted by FUNC, SFUN, TID, SUB
 (amounts in millions)

		2015	2016	2017	2018	2019	2020	2021	2022	2023	2024	2025
COMMERCE AND HOUSING CREDIT (370)												
013 0401 0 1 376 BS01 32 82 10 A												
Sequester												
Pres 16	BA:	-2	0	0	0	0	0	0	0	0	0	0
Reest	OP:	0	0									
	OT:	-2	0	0	0	0	0	0	0	0	0	0
Mar 15	BA:	-2	-1	0	0	0	0	0	0	0	0	0
Base	OP:	0	0									
	OT:	-2	-1	0	0	0	0	0	0	0	0	0
Orig	BA:	0	0	0	0	0	0	0	0	0	0	0
Pres	OP:	0	0									
	OT:	0	0	0	0	0	0	0	0	0	0	0
Reest -	BA:	0	1	0	0	0	0	0	0	0	0	0
Mar15	OP:	0	0									
	OT:	0	1	0	0	0	0	0	0	0	0	0
Reest -	BA:	-2	0	0	0	0	0	0	0	0	0	0
Orig	OP:	0	0									
	OT:	-2	0	0	0	0	0	0	0	0	0	0
Account Total for Current Surveys and Programs												
Pres 16	BA:	276	308	314	320	327	333	340	348	356	364	372
Reest	OP:	27	22									
	OT:	284	309	314	319	326	333	339	347	355	363	371
Mar 15	BA:	276	275	284	293	303	313	323	334	345	356	367
Base	OP:	27	22									
	OT:	284	278	283	292	302	312	322	333	344	355	366
Orig	BA:	276	308	314	320	327	333	340	348	356	364	372
Pres	OP:	31	21									
	OT:	284	303	313	320	326	333	339	347	356	363	371
Reest -	BA:	0	33	30	27	24	20	17	14	11	8	5
Mar15	OP:	0	0									
	OT:	0	31	31	27	24	21	17	14	11	8	5
Reest -	BA:	0	0	0	0	0	0	0	0	0	0	0
Orig	OP:	-4	1									
	OT:	0	6	1	-1	0	0	0	0	-1	0	0



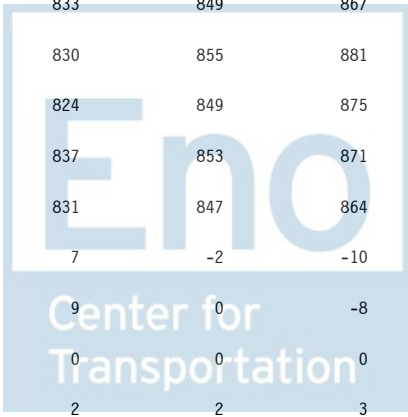
Sorted by FUNC, SFUN, TID, SUB
 (amounts in millions)

		2015	2016	2017	2018	2019	2020	2021	2022	2023	2024	2025
COMMERCE AND HOUSING CREDIT (370)												
Periodic censuses and programs												
013 0450 0 1 376 AA01 CJ CJ 03 0												
Appropriation												
Pres 16	BA:	840	1,223	1,487	1,788	2,846	6,399	1,254	909	939	916	1,179
Reest	OP:	140	128									
	OT:	854	1,229	1,461	1,758	2,740	6,044	1,769	944	936	918	1,153
Mar 15	BA:	840	863	889	918	948	979	1,010	1,043	1,076	1,110	1,145
Base	OP:	140	128									
	OT:	854	905	886	915	945	976	1,007	1,040	1,073	1,107	1,142
Orig	BA:	838	1,221	1,487	1,788	2,846	6,399	1,254	909	939	916	1,179
Pres	OP:	149	110									
	OT:	853	1,136	1,433	1,732	2,668	5,799	1,970	1,119	945	919	1,139
Reest -	BA:	0	360	598	870	1,898	5,420	244	-134	-137	-194	34
Mar15	OP:	0	0									
	OT:	0	324	575	843	1,795	5,068	762	-96	-137	-189	11
Reest -	BA:	2	2	0	0	0	0	0	0	0	0	0
Orig	OP:	-9	18									
	OT:	1	93	28	26	72	245	-201	-175	-9	-1	14
013 0450 0 1 376 AA02 CJ CJ 03 0												
Appropriation												
transfer to Office of Inspector General												
Pres 16	BA:	-2	-2	0	0	0	0	0	0	0	0	0
Reest	OP:	0	0									
	OT:	-2	-2	0	0	0	0	0	0	0	0	0
Mar 15	BA:	-2	-2	-2	-2	-2	-2	-2	-2	-2	-3	-3
Base	OP:	0	0									
	OT:	-2	-2	-2	-2	-2	-2	-2	-2	-2	-3	-3
Orig	BA:	0	0	0	0	0	0	0	0	0	0	0
Pres	OP:	0	0									
	OT:	0	0	0	0	0	0	0	0	0	0	0
Reest -	BA:	0	0	2	2	2	2	2	2	3	3	3
Mar15	OP:	0	0									
	OT:	0	0	2	2	2	2	2	2	3	3	3
Reest -	BA:	-2	-2	0	0	0	0	0	0	0	0	0
Orig	OP:	0	0									
	OT:	-2	-2	0	0	0	0	0	0	0	0	0




Sorted by FUNC, SFUN, TID, SUB
 (amounts in millions)

		2015	2016	2017	2018	2019	2020	2021	2022	2023	2024	2025
COMMERCE AND HOUSING CREDIT (370)												
Account Total for Periodic censuses and programs												
Pres 16	BA:	838	1,221	1,487	1,788	2,846	6,399	1,254	909	939	916	1,179
Reest	OP:	140	128									
	OT:	852	1,227	1,461	1,758	2,740	6,044	1,769	944	936	918	1,153
Mar 15	BA:	838	861	887	916	946	977	1,008	1,041	1,073	1,107	1,142
Base	OP:	140	128									
	OT:	852	903	884	913	943	974	1,005	1,038	1,070	1,104	1,139
Orig	BA:	838	1,221	1,487	1,788	2,846	6,399	1,254	909	939	916	1,179
Pres	OP:	149	110									
	OT:	853	1,136	1,433	1,732	2,668	5,799	1,970	1,119	945	919	1,139
Reest -	BA:	0	360	600	872	1,900	5,422	246	-132	-134	-191	37
Mar15	OP:	0	0									
	OT:	0	324	577	845	1,797	5,070	764	-94	-134	-186	14
Reest -	BA:	0	0	0	0	0	0	0	0	0	0	0
Orig	OP:	-9	18									
	OT:	-1	91	28	26	72	245	-201	-175	-9	-1	14
National Institute of Standards and Technology												
Scientific and technical research and services												
013 0500 0 1 376 AA01 CJ CJ 03 0												
Appropriation												
Pres 16	BA:	676	755	773	789	796	804	820	837	853	871	889
Reest	OP:	140	162									
	OT:	661	743	787	805	814	802	816	833	849	867	885
Mar 15	BA:	676	693	713	735	758	781	805	830	855	881	907
Base	OP:	140	162									
	OT:	661	696	728	750	772	775	799	824	849	875	901
Orig	BA:	682	758	773	789	796	804	820	837	853	871	889
Pres	OP:	185	158									
	OT:	710	741	766	788	795	801	816	831	847	864	884
Reest -	BA:	0	62	60	54	38	23	15	7	-2	-10	-18
Mar15	OP:	0	0									
	OT:	0	47	59	55	42	27	17	9	0	-8	-16
Reest -	BA:	-6	-3	0	0	0	0	0	0	0	0	0
Orig	OP:	-45	4									
	OT:	-49	2	21	17	19	1	0	2	2	3	1




Sorted by FUNC, SFUN, TID, SUB
 (amounts in millions)

		2015	2016	2017	2018	2019	2020	2021	2022	2023	2024	2025
COMMERCE AND HOUSING CREDIT (370)												
013 0500 0 1 376 AA02 CJ CJ 03 0												
Appropriation												
from Research, eval., and statistics in DOJ												
Pres 16	BA:	3	3	0	0	0	0	0	0	0	0	0
Reest	OP:	1	1									
	OT:	3	3	1	0	0	0	0	0	0	0	0
Mar 15	BA:	3	3	3	3	3	3	4	4	4	4	4
Base	OP:	1	1									
	OT:	3	3	3	3	3	3	4	4	4	4	4
Orig	BA:	0	0	0	0	0	0	0	0	0	0	0
Pres	OP:	0	0									
	OT:	0	0	0	0	0	0	0	0	0	0	0
Reest -	BA:	0	0	-3	-3	-3	-3	-4	-4	-4	-4	-4
Mar15	OP:	0	0									
	OT:	0	0	-2	-3	-3	-3	-4	-4	-4	-4	-4
Reest -	BA:	3	3	0	0	0	0	0	0	0	0	0
Orig	OP:	1	1									
	OT:	3	3	1	0	0	0	0	0	0	0	0
013 0500 0 1 376 AA03 CJ CJ 03 0												
Appropriation												
transfer from state and local law												
Pres 16	BA:	2	0	0	0	0	0	0	0	0	0	0
Reest	OP:	0	0									
	OT:	2	0	0	0	0	0	0	0	0	0	0
Mar 15	BA:	2	2	2	2	2	2	2	2	3	3	3
Base	OP:	0	0									
	OT:	2	2	2	2	2	2	2	2	3	3	3
Orig	BA:	0	0	0	0	0	0	0	0	0	0	0
Pres	OP:	0	0									
	OT:	0	0	0	0	0	0	0	0	0	0	0
Reest -	BA:	0	-2	-2	-2	-2	-2	-2	-2	-3	-3	-3
Mar15	OP:	0	0									
	OT:	0	-2	-2	-2	-2	-2	-2	-2	-3	-3	-3
Reest -	BA:	2	0	0	0	0	0	0	0	0	0	0
Orig	OP:	0	0									
	OT:	2	0	0	0	0	0	0	0	0	0	0



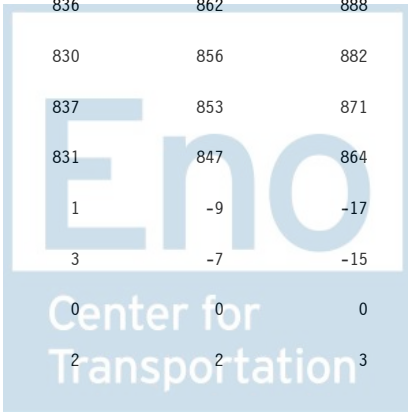
Sorted by FUNC, SFUN, TID, SUB
 (amounts in millions)

		2015	2016	2017	2018	2019	2020	2021	2022	2023	2024	2025
COMMERCE AND HOUSING CREDIT (370)												
013 0500 0 1 376 AA04 CJ CJ 03 0												
Appropriation												
transfer to working capital fund												
Pres 16	BA:	-2	-2	0	0	0	0	0	0	0	0	0
Reest	OP:	0	0									
	OT:	-2	-2	0	0	0	0	0	0	0	0	0
Mar 15	BA:	-2	-2	-2	-2	-2	-2	-2	-2	-3	-3	-3
Base	OP:	0	0									
	OT:	-2	-2	-2	-2	-2	-2	-2	-2	-3	-3	-3
Orig	BA:	0	0	0	0	0	0	0	0	0	0	0
Pres	OP:	0	0									
	OT:	0	0	0	0	0	0	0	0	0	0	0
Reest -	BA:	0	0	2	2	2	2	2	2	3	3	3
Mar15	OP:	0	0									
	OT:	0	0	2	2	2	2	2	2	3	3	3
Reest -	BA:	-2	-2	0	0	0	0	0	0	0	0	0
Orig	OP:	0	0									
	OT:	-2	-2	0	0	0	0	0	0	0	0	0
013 0500 0 1 376 AA06 FS FS 03 0												
Appropriation												
transfer from EAC												
Pres 16	BA:	2	2	0	0	0	0	0	0	0	0	0
Reest	OP:	0	0									
	OT:	2	2	0	0	0	0	0	0	0	0	0
Mar 15	BA:	2	2	2	2	2	2	2	2	3	3	3
Base	OP:	0	0									
	OT:	2	2	2	2	2	2	2	2	3	3	3
Orig	BA:	0	0	0	0	0	0	0	0	0	0	0
Pres	OP:	0	0									
	OT:	0	0	0	0	0	0	0	0	0	0	0
Reest -	BA:	0	0	-2	-2	-2	-2	-2	-2	-3	-3	-3
Mar15	OP:	0	0									
	OT:	0	0	-2	-2	-2	-2	-2	-2	-3	-3	-3
Reest -	BA:	2	2	0	0	0	0	0	0	0	0	0
Orig	OP:	0	0									
	OT:	2	2	0	0	0	0	0	0	0	0	0



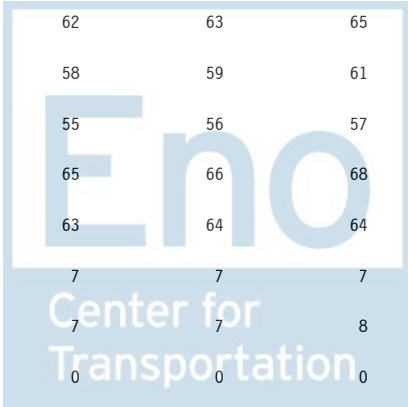
Sorted by FUNC, SFUN, TID, SUB
 (amounts in millions)

		2015	2016	2017	2018	2019	2020	2021	2022	2023	2024	2025
COMMERCE AND HOUSING CREDIT (370)												
013 0500 0 1 376 DE01 CJ CJ 03 A STIM09												
Supplemental Emergency												
Pres 16	BA:	0	0	0	0	0	0	0	0	0	0	0
Reest	OP:	2	0									
	OT:	2	0	0	0	0	0	0	0	0	0	0
Mar 15	BA:	0	0	0	0	0	0	0	0	0	0	0
Base	OP:	2	0									
	OT:	2	0	0	0	0	0	0	0	0	0	0
Orig	BA:	0	0	0	0	0	0	0	0	0	0	0
Pres	OP:	0	0									
	OT:	0	0	0	0	0	0	0	0	0	0	0
Reest -	BA:	0	0	0	0	0	0	0	0	0	0	0
Mar15	OP:	0	0									
	OT:	0	0	0	0	0	0	0	0	0	0	0
Reest -	BA:	0	0	0	0	0	0	0	0	0	0	0
Orig	OP:	2	0									
	OT:	2	0	0	0	0	0	0	0	0	0	0
Account Total for Scientific and technical research and services												
Pres 16	BA:	681	758	773	789	796	804	820	837	853	871	889
Reest	OP:	143	163									
	OT:	668	746	788	805	814	802	816	833	849	867	885
Mar 15	BA:	681	698	718	740	763	786	811	836	862	888	914
Base	OP:	143	163									
	OT:	668	701	733	755	777	780	805	830	856	882	908
Orig	BA:	682	758	773	789	796	804	820	837	853	871	889
Pres	OP:	185	158									
	OT:	710	741	766	788	795	801	816	831	847	864	884
Reest -	BA:	0	60	55	49	33	18	9	1	-9	-17	-25
Mar15	OP:	0	0									
	OT:	0	45	55	50	37	22	11	3	-7	-15	-23
Reest -	BA:	-1	0	0	0	0	0	0	0	0	0	0
Orig	OP:	-42	5									
	OT:	-42	5	22	17	19	1	0	2	2	3	1



Sorted by FUNC, SFUN, TID, SUB
 (amounts in millions)

		2015	2016	2017	2018	2019	2020	2021	2022	2023	2024	2025
COMMERCE AND HOUSING CREDIT (370)												
Wireless Innovation (WIN) Fund												
013 0513 0 1 376 BA01 30 72 10 A												
Federal Fund												
Pres 16	BA:	300	0	0	0	0	0	0	0	0	0	0
Reest	OP:	15	60									
	OT:	15	60	100	70	40	15	0	0	0	0	0
Mar 15	BA:	300	0	0	0	0	0	0	0	0	0	0
Base	OP:	15	60									
	OT:	15	60	100	70	40	15	0	0	0	0	0
Orig	BA:	0	0	0	0	0	0	0	0	0	0	0
Pres	OP:	0	8									
	OT:	-268	8	60	80	60	40	20	0	0	0	0
Reest -	BA:	0	0	0	0	0	0	0	0	0	0	0
Mar15	OP:	0	0									
	OT:	0	0	0	0	0	0	0	0	0	0	0
Reest -	BA:	300	0	0	0	0	0	0	0	0	0	0
Orig	OP:	15	52									
	OT:	283	52	40	-10	-20	-25	-20	0	0	0	0
Construction of research facilities												
013 0515 0 1 376 AA01 CJ CJ 03 0												
Appropriation												
Pres 16	BA:	50	59	60	61	62	63	64	65	66	68	69
Reest	OP:	50	47									
	OT:	56	54	37	41	52	60	61	62	63	65	66
Mar 15	BA:	50	51	52	53	54	56	57	58	59	61	62
Base	OP:	50	47									
	OT:	56	53	35	38	47	53	54	55	56	57	59
Orig	BA:	50	59	60	61	62	63	64	65	66	68	69
Pres	OP:	40	38									
	OT:	46	45	48	54	56	60	62	63	64	64	65
Reest -	BA:	0	8	8	8	8	7	7	7	7	7	7
Mar15	OP:	0	0									
	OT:	0	1	2	3	5	7	7	7	7	8	7
Reest -	BA:	0	0	0	0	0	0	0	0	0	0	0
Orig	OP:	10	9									
	OT:	10	9	-11	-13	-4	0	-1	-1	-1	1	1



Sorted by FUNC, SFUN, TID, SUB
 (amounts in millions)

		2015	2016	2017	2018	2019	2020	2021	2022	2023	2024	2025
COMMERCE AND HOUSING CREDIT (370)												
National Telecommunications and Information Administration												
State and Local Implementation Fund												
013 0516 0 1 376 BA01 30 72 10 N												
Federal Fund												
State and Local Implementation												
Pres 16	BA:	0	0	0	0	0	0	0	0	0	0	0
Reest	OP:	0	0									
	OT:	20	25	45	20	5	0	0	0	0	0	0
Mar 15	BA:	0	0	0	0	0	0	0	0	0	0	0
Base	OP:	0	0									
	OT:	20	25	45	20	5	0	0	0	0	0	0
Orig	BA:	-123	0	0	0	0	0	0	0	0	0	0
Pres	OP:	63	37									
	OT:	-65	37	6	3	0	0	0	0	0	0	0
Reest -	BA:	0	0	0	0	0	0	0	0	0	0	0
Mar15	OP:	0	0									
	OT:	0	0	0	0	0	0	0	0	0	0	0
Reest -	BA:	123	0	0	0	0	0	0	0	0	0	0
Orig	OP:	-63	-37									
	OT:	85	-12	39	17	5	0	0	0	0	0	0




Sorted by FUNC, SFUN, TID, SUB
 (amounts in millions)

		2015	2016	2017	2018	2019	2020	2021	2022	2023	2024	2025
COMMERCE AND HOUSING CREDIT (370)												
National Institute of Standards and Technology												
Industrial technology services												
013 0525 0 1 376 AA01 CJ CJ 03 0												
Appropriation												
Hollings Manufacturing Extension Partnership												
Pres 16	BA:	130	141	312	319	322	325	331	339	345	351	359
Reest	OP:	85	93									
	OT:	120	131	185	281	318	322	326	332	339	345	352
Mar 15	BA:	130	132	135	138	141	144	147	150	153	157	160
Base	OP:	85	93									
	OT:	120	129	132	135	138	141	144	147	150	154	157
Orig	BA:	138	306	312	319	322	325	331	339	345	351	359
Pres	OP:	126	98									
	OT:	189	198	220	252	287	319	324	331	338	342	350
Reest -	BA:	0	9	177	181	181	181	184	189	192	194	199
Mar15	OP:	0	0									
	OT:	0	2	53	146	180	181	182	185	189	191	195
Reest -	BA:	-8	-165	0	0	0	0	0	0	0	0	0
Orig	OP:	-41	-5									
	OT:	-69	-67	-35	29	31	3	2	1	1	3	2



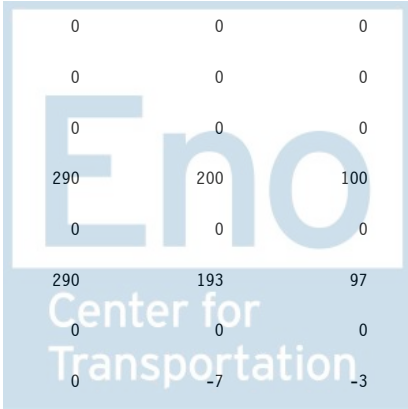
Sorted by FUNC, SFUN, TID, SUB
 (amounts in millions)

		2015	2016	2017	2018	2019	2020	2021	2022	2023	2024	2025
COMMERCE AND HOUSING CREDIT (370)												
013 0525 0 1 376 AA02 CJ CJ 03 0												
Appropriation												
Advanced manufacturing technology												
Pres 16	BA:	8	15	0	0	0	0	0	0	0	0	0
Reest	OP:	6	9									
	OT:	10	17	12	2	0	0	0	0	0	0	0
Mar 15	BA:	8	8	8	8	9	9	9	9	9	10	10
Base	OP:	6	9									
	OT:	10	13	13	10	9	9	9	9	9	10	10
Orig	BA:	0	0	0	0	0	0	0	0	0	0	0
Pres	OP:	0	0									
	OT:	0	0	0	0	0	0	0	0	0	0	0
Reest -	BA:	0	7	-8	-8	-9	-9	-9	-9	-9	-10	-10
Mar15	OP:	0	0									
	OT:	0	4	-1	-8	-9	-9	-9	-9	-9	-10	-10
Reest -	BA:	8	15	0	0	0	0	0	0	0	0	0
Orig	OP:	6	9									
	OT:	10	17	12	2	0	0	0	0	0	0	0
013 0525 0 1 376 AA03 CJ CJ 03												
Appropriation												
National Network for Manufacturing Innovation												
Pres 16	BA:	0	150	0	0	0	0	0	0	0	0	0
Reest	OP:	0	0									
	OT:	0	15	30	38	30	23	15	0	0	0	0
Mar 15	BA:	0	0	0	0	0	0	0	0	0	0	0
Base	OP:	0	0									
	OT:	0	0	0	0	0	0	0	0	0	0	0
Orig	BA:	0	0	0	0	0	0	0	0	0	0	0
Pres	OP:	0	0									
	OT:	0	0	0	0	0	0	0	0	0	0	0
Reest -	BA:	0	150	0	0	0	0	0	0	0	0	0
Mar15	OP:	0	0									
	OT:	0	15	30	38	30	23	15	0	0	0	0
Reest -	BA:	0	150	0	0	0	0	0	0	0	0	0
Orig	OP:	0	0									
	OT:	0	15	30	38	30	23	15	0	0	0	0



Sorted by FUNC, SFUN, TID, SUB
 (amounts in millions)

		2015	2016	2017	2018	2019	2020	2021	2022	2023	2024	2025
COMMERCE AND HOUSING CREDIT (370)												
Account Total for Industrial technology services												
Pres 16	BA:	138	306	312	319	322	325	331	339	345	351	359
Reest	OP:	91	102									
	OT:	130	163	227	321	348	345	341	332	339	345	352
Mar 15	BA:	138	140	143	146	150	153	156	159	162	167	170
Base	OP:	91	102									
	OT:	130	142	145	145	147	150	153	156	159	164	167
Orig	BA:	138	306	312	319	322	325	331	339	345	351	359
Pres	OP:	126	98									
	OT:	189	198	220	252	287	319	324	331	338	342	350
Reest -	BA:	0	166	169	173	172	172	175	180	183	184	189
Mar15	OP:	0	0									
	OT:	0	21	82	176	201	195	188	176	180	181	185
Reest -	BA:	0	0	0	0	0	0	0	0	0	0	0
Orig	OP:	-35	4									
	OT:	-59	-35	7	69	61	26	17	1	1	3	2
National Network for Manufacturing Innovation												
013 0530 0 1 376 EA01 30 72 10												
Proposed Legislation												
Pres 16	BA:	0	1,930	0	0	0	0	0	0	0	0	0
Reest	OP:	0	0									
	OT:	0	0	95	193	290	386	386	290	193	97	0
Mar 15	BA:	0	0	0	0	0	0	0	0	0	0	0
Base	OP:	0	0									
	OT:	0	0	0	0	0	0	0	0	0	0	0
Orig	BA:	0	1,930	0	0	0	0	0	0	0	0	0
Pres	OP:	0	0									
	OT:	0	0	90	190	280	390	390	290	200	100	0
Reest -	BA:	0	1,930	0	0	0	0	0	0	0	0	0
Mar15	OP:	0	0									
	OT:	0	0	95	193	290	386	386	290	193	97	0
Reest -	BA:	0	0	0	0	0	0	0	0	0	0	0
Orig	OP:	0	0									
	OT:	0	0	5	3	10	-4	-4	0	-7	-3	0




Sorted by FUNC, SFUN, TID, SUB
 (amounts in millions)

		2015	2016	2017	2018	2019	2020	2021	2022	2023	2024	2025
COMMERCE AND HOUSING CREDIT (370)												
National Telecommunications and Information Administration												
Salaries and expenses												
013 0550 0 1 376 AA01 CJ CJ 03 0												
Appropriation												
Pres 16	BA:	38	49	50	51	51	52	53	54	55	56	57
Reest	OP:	10	11									
	OT:	40	50	53	49	49	50	51	52	53	54	55
Mar 15	BA:	38	39	40	41	43	44	45	47	48	49	51
Base	OP:	10	11									
	OT:	40	42	44	40	41	42	43	45	46	47	49
Orig	BA:	38	49	50	51	51	52	53	54	55	56	57
Pres	OP:	20	16									
	OT:	42	46	48	51	51	52	52	54	54	56	57
Reest -	BA:	0	10	10	10	8	8	8	7	7	7	6
Mar15	OP:	0	0									
	OT:	0	8	9	9	8	8	8	7	7	7	6
Reest -	BA:	0	0	0	0	0	0	0	0	0	0	0
Orig	OP:	-10	-5									
	OT:	-2	4	5	-2	-2	-2	-1	-2	-1	-2	-2



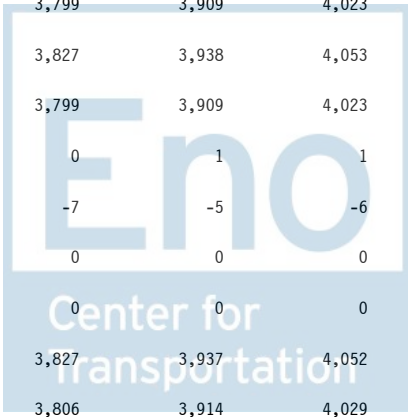
Sorted by FUNC, SFUN, TID, SUB
 (amounts in millions)

		2015	2016	2017	2018	2019	2020	2021	2022	2023	2024	2025
COMMERCE AND HOUSING CREDIT (370)												
Broadband Technology Opportunities Program, Recovery Act												
013 0554 0 1 376 AA01 CJ CJ 03 STIM09												
Appropriation												
Pres 16	BA:	0	0	0	0	0	0	0	0	0	0	0
Reest	OP:	0	0									
	OT:	0	0	0	0	0	0	0	0	0	0	0
Mar 15	BA:	0	0	0	0	0	0	0	0	0	0	0
Base	OP:	0	0									
	OT:	0	0	0	0	0	0	0	0	0	0	0
Orig	BA:	0	0	0	0	0	0	0	0	0	0	0
Pres	OP:	321	7									
	OT:	321	7	7	3	0	0	0	0	0	0	0
Reest -	BA:	0	0	0	0	0	0	0	0	0	0	0
Mar15	OP:	0	0									
	OT:	0	0	0	0	0	0	0	0	0	0	0
Reest -	BA:	0	0	0	0	0	0	0	0	0	0	0
Orig	OP:	-321	-7									
	OT:	-321	-7	-7	-3	0	0	0	0	0	0	0
013 0554 0 1 376 DE01 CJ CJ 03 A STIM09												
Supplemental Emergency												
Pres 16	BA:	0	0	0	0	0	0	0	0	0	0	0
Reest	OP:	300	0									
	OT:	300	0	0	0	0	0	0	0	0	0	0
Mar 15	BA:	0	0	0	0	0	0	0	0	0	0	0
Base	OP:	300	0									
	OT:	300	0	0	0	0	0	0	0	0	0	0
Orig	BA:	0	0	0	0	0	0	0	0	0	0	0
Pres	OP:	0	0									
	OT:	0	0	0	0	0	0	0	0	0	0	0
Reest -	BA:	0	0	0	0	0	0	0	0	0	0	0
Mar15	OP:	0	0									
	OT:	0	0	0	0	0	0	0	0	0	0	0
Reest -	BA:	0	0	0	0	0	0	0	0	0	0	0
Orig	OP:	300	0									
	OT:	300	0	0	0	0	0	0	0	0	0	0




Sorted by FUNC, SFUN, TID, SUB
 (amounts in millions)

		2015	2016	2017	2018	2019	2020	2021	2022	2023	2024	2025
COMMERCE AND HOUSING CREDIT (370)												
Account Total for Broadband Technology Opportunities Program, Recovery Act												
Pres 16	BA:	0	0	0	0	0	0	0	0	0	0	0
Reest	OP:	300	0									
	OT:	300	0	0	0	0	0	0	0	0	0	0
Mar 15	BA:	0	0	0	0	0	0	0	0	0	0	0
Base	OP:	300	0									
	OT:	300	0	0	0	0	0	0	0	0	0	0
Orig	BA:	0	0	0	0	0	0	0	0	0	0	0
Pres	OP:	321	7									
	OT:	321	7	7	3	0	0	0	0	0	0	0
Reest -	BA:	0	0	0	0	0	0	0	0	0	0	0
Mar15	OP:	0	0									
	OT:	0	0	0	0	0	0	0	0	0	0	0
Reest -	BA:	0	0	0	0	0	0	0	0	0	0	0
Orig	OP:	-21	-7									
	OT:	-21	-7	-7	-3	0	0	0	0	0	0	0
U.S. Patent and Trademark Office												
Salaries and expenses												
013 1006 0 1 376 AA01 CJ CJ 03 A												
Appropriation												
Pres 16	BA:	3,105	3,272	3,337	3,419	3,511	3,613	3,718	3,827	3,938	4,053	4,171
Reest	OP:	375	461									
	OT:	2,921	3,144	3,362	3,449	3,488	3,587	3,691	3,799	3,909	4,023	4,141
Mar 15	BA:	3,105	3,272	3,337	3,419	3,511	3,613	3,718	3,827	3,938	4,053	4,171
Base	OP:	375	461									
	OT:	2,921	3,144	3,362	3,449	3,488	3,587	3,691	3,799	3,909	4,023	4,141
Orig	BA:	-2	-2	0	0	0	1	0	0	1	1	1
Pres	OP:	353	526									
	OT:	99	267	-6	-23	-7	-15	-6	-7	-5	-6	-5
Reest -	BA:	0	0	0	0	0	0	0	0	0	0	0
Mar15	OP:	0	0									
	OT:	0	0	0	0	0	0	0	0	0	0	0
Reest -	BA:	3,107	3,274	3,337	3,419	3,511	3,612	3,718	3,827	3,937	4,052	4,170
Orig	OP:	22	-65									
	OT:	2,822	2,877	3,368	3,472	3,495	3,602	3,697	3,806	3,914	4,029	4,146



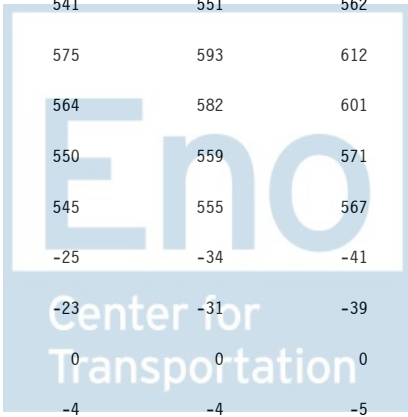
Sorted by FUNC, SFUN, TID, SUB
 (amounts in millions)

		2015	2016	2017	2018	2019	2020	2021	2022	2023	2024	2025
COMMERCE AND HOUSING CREDIT (370)												
013 1006 0 1 376 AA02 CJ CJ 03 A												
Appropriation												
Pres 16	BA:	-3,105	-3,272	-3,337	-3,419	-3,511	-3,613	-3,718	-3,827	-3,938	-4,053	-4,171
Reest	OP:	0	0									
	OT:	-3,105	-3,272	-3,337	-3,419	-3,511	-3,613	-3,718	-3,827	-3,938	-4,053	-4,171
Mar 15	BA:	-3,105	-3,272	-3,337	-3,419	-3,511	-3,613	-3,718	-3,827	-3,938	-4,053	-4,171
Base	OP:	0	0									
	OT:	-3,105	-3,272	-3,337	-3,419	-3,511	-3,613	-3,718	-3,827	-3,938	-4,053	-4,171
Orig	BA:	0	0	0	0	0	0	0	0	0	0	0
Pres	OP:	0	0									
	OT:	0	0	0	0	0	0	0	0	0	0	0
Reest -	BA:	0	0	0	0	0	0	0	0	0	0	0
Mar15	OP:	0	0									
	OT:	0	0	0	0	0	0	0	0	0	0	0
Reest -	BA:	-3,105	-3,272	-3,337	-3,419	-3,511	-3,613	-3,718	-3,827	-3,938	-4,053	-4,171
Orig	OP:	0	0									
	OT:	-3,105	-3,272	-3,337	-3,419	-3,511	-3,613	-3,718	-3,827	-3,938	-4,053	-4,171
013 1006 0 1 376 AA06 CJ CJ 03 0												
Appropriation												
Transfer to OIG												
Pres 16	BA:	-2	-2	0	0	0	0	0	0	0	0	0
Reest	OP:	0	0									
	OT:	-2	-2	0	0	0	0	0	0	0	0	0
Mar 15	BA:	-2	-2	-2	-2	-2	-2	-2	-2	-2	-2	-2
Base	OP:	0	0									
	OT:	-2	-2	-2	-2	-2	-2	-2	-2	-2	-2	-2
Orig	BA:	0	0	0	0	0	0	0	0	0	0	0
Pres	OP:	0	0									
	OT:	0	0	0	0	0	0	0	0	0	0	0
Reest -	BA:	0	0	2	2	2	2	2	2	2	2	2
Mar15	OP:	0	0									
	OT:	0	0	2	2	2	2	2	2	2	2	2
Reest -	BA:	-2	-2	0	0	0	0	0	0	0	0	0
Orig	OP:	0	0									
	OT:	-2	-2	0	0	0	0	0	0	0	0	0



Sorted by FUNC, SFUN, TID, SUB
 (amounts in millions)

		2015	2016	2017	2018	2019	2020	2021	2022	2023	2024	2025
COMMERCE AND HOUSING CREDIT (370)												
Account Total for Salaries and expenses												
Pres 16	BA:	-2	-2	0	0	0	0	0	0	0	0	0
Reest	OP:	375	461									
	OT:	-186	-130	25	30	-23	-26	-27	-28	-29	-30	-30
Mar 15	BA:	-2	-2	-2	-2	-2	-2	-2	-2	-2	-2	-2
Base	OP:	375	461									
	OT:	-186	-130	23	28	-25	-28	-29	-30	-31	-32	-32
Orig	BA:	-2	-2	0	0	0	1	0	0	1	1	1
Pres	OP:	353	526									
	OT:	99	267	-6	-23	-7	-15	-6	-7	-5	-6	-5
Reest -	BA:	0	0	2	2	2	2	2	2	2	2	2
Mar15	OP:	0	0									
	OT:	0	0	2	2	2	2	2	2	2	2	2
Reest -	BA:	0	0	0	0	0	-1	0	0	-1	-1	-1
Orig	OP:	22	-65									
	OT:	-285	-397	31	53	-16	-11	-21	-21	-24	-24	-25
International Trade and Investment Administration												
Operations and administration												
013 1250 0 1 376 AA01 CJ CJ 03 0												
Appropriation												
Pres 16	BA:	462	497	508	517	521	527	538	550	559	571	582
Reest	OP:	70	102									
	OT:	417	475	499	509	514	520	530	541	551	562	573
Mar 15	BA:	462	475	489	505	522	539	556	575	593	612	631
Base	OP:	70	102									
	OT:	417	458	480	496	512	529	546	564	582	601	619
Orig	BA:	462	497	508	517	521	527	538	550	559	571	582
Pres	OP:	36	138									
	OT:	359	486	502	513	518	525	535	545	555	567	577
Reest -	BA:	0	22	19	12	-1	-12	-18	-25	-34	-41	-49
Mar15	OP:	0	0									
	OT:	0	17	19	13	2	-9	-16	-23	-31	-39	-46
Reest -	BA:	0	0	0	0	0	0	0	0	0	0	0
Orig	OP:	34	-36									
	OT:	58	-11	-3	-4	-4	-5	-5	-4	-4	-5	-4




Sorted by FUNC, SFUN, TID, SUB
 (amounts in millions)

		2015	2016	2017	2018	2019	2020	2021	2022	2023	2024	2025
COMMERCE AND HOUSING CREDIT (370)												
National Oceanic and Atmospheric Administration												
Fisheries finance program account												
013 1456 0 1 376 AA01 CJ CJ 03 SD												
Appropriation												
Pacific groundfish, section 3095 of the Defense Authorization Act of 2015												
Pres 16	BA:	0	10	10	10	10	10	10	10	10	10	10
Reest	OP:	0	0									
	OT:	0	10	10	10	10	10	10	10	10	10	10
Mar 15	BA:	0	0	0	0	0	0	0	0	0	0	0
Base	OP:	0	0									
	OT:	0	0	0	0	0	0	0	0	0	0	0
Orig	BA:	-6	-6	-6	-6	-6	-6	-6	-7	-7	-7	-7
Pres	OP:	0	0									
	OT:	-6	-6	-6	-6	-6	-6	-6	-7	-7	-7	-7
Reest -	BA:	0	10	10	10	10	10	10	10	10	10	10
Mar15	OP:	0	0									
	OT:	0	10	10	10	10	10	10	10	10	10	10
Reest -	BA:	6	16	16	16	16	16	16	17	17	17	17
Orig	OP:	0	0									
	OT:	6	16	16	16	16	16	16	17	17	17	17




Sorted by FUNC, SFUN, TID, SUB
 (amounts in millions)

		2015	2016	2017	2018	2019	2020	2021	2022	2023	2024	2025
COMMERCE AND HOUSING CREDIT (370)												
013 1456 0 1 376 AA04 CJ CJ 03 0 SD												
Appropriation												
direct loan subsidy												
Pres 16	BA:	-6	-6	-6	-6	-6	-6	-6	-7	-7	-7	-7
Reest	OP:	0	0									
	OT:	-6	-6	-6	-6	-6	-6	-6	-7	-7	-7	-7
Mar 15	BA:	-6	-6	-6	-7	-7	-7	-7	-8	-8	-8	-8
Base	OP:	0	0									
	OT:	-6	-6	-6	-7	-7	-7	-7	-8	-8	-8	-8
Orig	BA:	0	10	10	10	11	11	11	11	11	11	12
Pres	OP:	0	0									
	OT:	0	10	10	10	11	11	11	11	11	11	12
Reest -	BA:	0	0	0	1	1	1	1	1	1	1	1
Mar15	OP:	0	0									
	OT:	0	0	0	1	1	1	1	1	1	1	1
Reest -	BA:	-6	-16	-16	-16	-17	-17	-17	-18	-18	-18	-19
Orig	OP:	0	0									
	OT:	-6	-16	-16	-16	-17	-17	-17	-18	-18	-18	-19
013 1456 0 1 376 BA01 36 72 10 N RD												
Federal Fund												
Upward reestimate												
Pres 16	BA:	23	0	0	0	0	0	0	0	0	0	0
Reest	OP:	0	0									
	OT:	23	0	0	0	0	0	0	0	0	0	0
Mar 15	BA:	23	0	0	0	0	0	0	0	0	0	0
Base	OP:	0	0									
	OT:	23	0	0	0	0	0	0	0	0	0	0
Orig	BA:	23	0	0	0	0	0	0	0	0	0	0
Pres	OP:	0	0									
	OT:	23	0	0	0	0	0	0	0	0	0	0
Reest -	BA:	0	0	0	0	0	0	0	0	0	0	0
Mar15	OP:	0	0									
	OT:	0	0	0	0	0	0	0	0	0	0	0
Reest -	BA:	0	0	0	0	0	0	0	0	0	0	0
Orig	OP:	0	0									
	OT:	0	0	0	0	0	0	0	0	0	0	0



Sorted by FUNC, SFUN, TID, SUB
 (amounts in millions)

		2015	2016	2017	2018	2019	2020	2021	2022	2023	2024	2025
COMMERCE AND HOUSING CREDIT (370)												
013 1456 0 1 376 BA02 36 72 10 N RD												
Federal Fund												
Downward reestimate												
Pres 16	BA:	-12	0	0	0	0	0	0	0	0	0	0
Reest	OP:	0	0									
	OT:	-12	0	0	0	0	0	0	0	0	0	0
Mar 15	BA:	-12	0	0	0	0	0	0	0	0	0	0
Base	OP:	0	0									
	OT:	-12	0	0	0	0	0	0	0	0	0	0
Orig	BA:	-12	0	0	0	0	0	0	0	0	0	0
Pres	OP:	0	0									
	OT:	-12	0	0	0	0	0	0	0	0	0	0
Reest -	BA:	0	0	0	0	0	0	0	0	0	0	0
Mar15	OP:	0	0									
	OT:	0	0	0	0	0	0	0	0	0	0	0
Reest -	BA:	0	0	0	0	0	0	0	0	0	0	0
Orig	OP:	0	0									
	OT:	0	0	0	0	0	0	0	0	0	0	0
Account Total for Fisheries finance program account												
Pres 16	BA:	5	4	4	4	4	4	4	3	3	3	3
Reest	OP:	0	0									
	OT:	5	4	4	4	4	4	4	3	3	3	3
Mar 15	BA:	5	-6	-6	-7	-7	-7	-7	-8	-8	-8	-8
Base	OP:	0	0									
	OT:	5	-6	-6	-7	-7	-7	-7	-8	-8	-8	-8
Orig	BA:	5	4	4	4	5	5	5	4	4	4	5
Pres	OP:	0	0						4	4	4	5
	OT:	5	4	4	4	5	5	5	4	4	4	5
Reest -	BA:	0	10	10	11	11	11	11	11	11	11	11
Mar15	OP:	0	0									
	OT:	0	10	10	11	11	11	11	11	11	11	11
Reest -	BA:	0	0	0	0	-1	-1	-1	-1	-1	-1	-2
Orig	OP:	0	0									
	OT:	0	0	0	0	-1	-1	-1	-1	-1	-1	-2



Sorted by FUNC, SFUN, TID, SUB
 (amounts in millions)

		2015	2016	2017	2018	2019	2020	2021	2022	2023	2024	2025
COMMERCE AND HOUSING CREDIT (370)												
Economics and Statistics Administration												
Salaries and expenses												
013 1500 0 1 376 AA01 CJ CJ 03 0												
Appropriation												
Pres 16	BA:	100	114	116	119	120	121	123	126	128	131	134
Reest	OP:	12	14									
	OT:	100	114	116	119	120	121	123	126	128	131	134
Mar 15	BA:	100	103	107	110	114	118	123	127	131	136	140
Base	OP:	12	14									
	OT:	100	105	107	110	114	118	122	127	131	135	140
Orig	BA:	100	114	116	119	120	121	123	126	128	131	134
Pres	OP:	18	12									
	OT:	106	112	116	119	120	120	123	126	128	130	134
Reest -	BA:	0	11	9	9	6	3	0	-1	-3	-5	-6
Mar15	OP:	0	0									
	OT:	0	9	9	9	6	3	1	-1	-3	-4	-6
Reest -	BA:	0	0	0	0	0	0	0	0	0	0	0
Orig	OP:	-6	2									
	OT:	-6	2	0	0	0	1	0	0	0	1	0



Sorted by FUNC, SFUN, TID, SUB
 (amounts in millions)

		2015	2016	2017	2018	2019	2020	2021	2022	2023	2024	2025
COMMERCE AND HOUSING CREDIT (370)												
National Oceanic and Atmospheric Administration												
Fisheries Disaster Assistance												
013 2055 0 1 376 AA01 CJ CJ 03 0												
Appropriation												
Pres 16	BA:	0	0	0	0	0	0	0	0	0	0	0
Reest	OP:	20	5									
	OT:	20	5	5	0	0	0	0	0	0	0	0
Mar 15	BA:	0	0	0	0	0	0	0	0	0	0	0
Base	OP:	20	5									
	OT:	20	5	5	0	0	0	0	0	0	0	0
Orig	BA:	0	0	0	0	0	0	0	0	0	0	0
Pres	OP:	49	20									
	OT:	49	20	0	0	0	0	0	0	0	0	0
Reest -	BA:	0	0	0	0	0	0	0	0	0	0	0
Mar15	OP:	0	0									
	OT:	0	0	0	0	0	0	0	0	0	0	0
Reest -	BA:	0	0	0	0	0	0	0	0	0	0	0
Orig	OP:	-29	-15									
	OT:	-29	-15	5	0	0	0	0	0	0	0	0



Sorted by FUNC, SFUN, TID, SUB
 (amounts in millions)

		2015	2016	2017	2018	2019	2020	2021	2022	2023	2024	2025
COMMERCE AND HOUSING CREDIT (370)												
National Technical Information Service												
NTIS revolving fund												
013 4295 0 3 376 AA01 CJ CJ 03												
Appropriation												
Pres 16	BA:	0	0	0	0	0	-1	0	1	-1	0	0
Reest	OP:	0	0									
	OT:	0	0	0	0	0	0	0	0	0	0	0
Mar 15	BA:	0	0	0	0	0	0	0	0	0	0	0
Base	OP:	0	0									
	OT:	0	0	0	0	0	0	0	0	0	0	0
Orig	BA:	0	0	0	0	0	-1	0	1	-1	0	0
Pres	OP:	6	71									
	OT:	-33	16	-1	-1	-1	-1	-1	-1	-2	-1	-1
Reest -	BA:	0	0	0	0	0	-1	0	1	-1	0	0
Mar15	OP:	0	0									
	OT:	0	0	0	0	0	0	0	0	0	0	0
Reest -	BA:	0	0	0	0	0	0	0	0	0	0	0
Orig	OP:	-6	-71									
	OT:	33	-16	1	1	1	1	1	1	2	1	1



Sorted by FUNC, SFUN, TID, SUB
 (amounts in millions)

		2015	2016	2017	2018	2019	2020	2021	2022	2023	2024	2025
COMMERCE AND HOUSING CREDIT (370)												
National Telecommunications and Information Administration												
Network Construction Fund												
013 4358 0 3 376 BD01 30 72 10												
Public Enterprise Fund												
Pres 16	BA:	0	0	0	0	0	0	0	0	0	0	0
Reest	OP:	0	0									
	OT:	0	0	0	0	0	0	0	0	0	0	0
Mar 15	BA:	0	0	0	0	0	0	0	0	0	0	0
Base	OP:	0	0									
	OT:	0	0	0	0	0	0	0	0	0	0	0
Orig	BA:	0	0	0	0	0	0	0	0	0	0	0
Pres	OP:	0	31									
	OT:	-6,308	-215	600	800	1,500	1,500	1,500	623	0	0	0
Reest -	BA:	0	0	0	0	0	0	0	0	0	0	0
Mar15	OP:	0	0									
	OT:	0	0	0	0	0	0	0	0	0	0	0
Reest -	BA:	0	0	0	0	0	0	0	0	0	0	0
Orig	OP:	0	-31									
	OT:	6,308	215	-600	-800	-1,500	-1,500	-1,500	-623	0	0	0



Sorted by FUNC, SFUN, TID, SUB
 (amounts in millions)

	2015	2016	2017	2018	2019	2020	2021	2022	2023	2024	2025
COMMERCE AND HOUSING CREDIT (370)											
Departmental Management											
Working capital fund											
013 4511 0 4 376 AA01 CJ CJ 03											
Appropriation											
Pres 16 BA:	0	0	0	0	0	0	0	-1	0	-1	0
Reest OP:	0	0									
OT:	0	0	0	0	0	0	0	0	0	0	0
Mar 15 BA:	0	0	0	0	0	0	0	0	0	0	0
Base OP:	0	0									
OT:	0	0	0	0	0	0	0	0	0	0	0
Orig BA:	0	0	0	0	0	0	0	-1	0	-1	0
Pres OP:	62	0									
OT:	62	0	0	0	0	0	0	-1	0	-1	0
Reest - BA:	0	0	0	0	0	0	0	-1	0	-1	0
Mar15 OP:	0	0									
OT:	0	0	0	0	0	0	0	0	0	0	0
Reest - BA:	0	0	0	0	0	0	0	0	0	0	0
Orig OP:	-62	0									
OT:	-62	0	0	0	0	0	0	1	0	1	0




Sorted by FUNC, SFUN, TID, SUB
 (amounts in millions)

	2015	2016	2017	2018	2019	2020	2021	2022	2023	2024	2025
COMMERCE AND HOUSING CREDIT (370)											
Bureau of the Census											
Census working capital fund											
013 4512 0 4 376 AA01 CJ CJ 03											
Appropriation											
Pres 16 BA:	0	0	0	0	0	-1	0	0	1	0	0
Reest OP:	0	0									
OT:	0	0	0	0	0	0	0	0	0	0	0
Mar 15 BA:	0	0	0	0	0	0	0	0	0	0	0
Base OP:	0	0									
OT:	0	0	0	0	0	0	0	0	0	0	0
Orig BA:	0	0	0	0	0	-1	0	0	1	0	0
Pres OP:	108	179									
OT:	32	101	-2	-2	-1	-2	-2	-1	0	-2	-2
Reest - BA:	0	0	0	0	0	-1	0	0	1	0	0
Mar15 OP:	0	0									
OT:	0	0	0	0	0	0	0	0	0	0	0
Reest - BA:	0	0	0	0	0	0	0	0	0	0	0
Orig OP:	-108	-179									
OT:	-32	-101	2	2	1	2	2	1	0	2	2




Sorted by FUNC, SFUN, TID, SUB
 (amounts in millions)

		2015	2016	2017	2018	2019	2020	2021	2022	2023	2024	2025
COMMERCE AND HOUSING CREDIT (370)												
Departmental Management												
Franchise fund												
013 4564 0 4 376 AA01 CJ CJ 03												
Appropriation												
Pres 16	BA:	0	0	0	0	0	0	0	0	0	0	0
Reest	OP:	0	0									
	OT:	0	0	0	0	0	0	0	0	0	0	0
Mar 15	BA:	0	0	0	0	0	0	0	0	0	0	0
Base	OP:	0	0									
	OT:	0	0	0	0	0	0	0	0	0	0	0
Orig	BA:	-3	0	0	0	0	0	0	0	0	0	0
Pres	OP:	0	0									
	OT:	0	0	0	0	0	0	0	0	0	0	0
Reest -	BA:	0	0	0	0	0	0	0	0	0	0	0
Mar15	OP:	0	0									
	OT:	0	0	0	0	0	0	0	0	0	0	0
Reest -	BA:	3	0	0	0	0	0	0	0	0	0	0
Orig	OP:	0	0									
	OT:	0	0	0	0	0	0	0	0	0	0	0
013 4564 0 4 376 IA01 CJ CJ 03 A												
Rescission												
Pres 16	BA:	-3	0	0	0	0	0	0	0	0	0	0
Reest	OP:	0	0									
	OT:	0	0	0	0	0	0	0	0	0	0	0
Mar 15	BA:	-3	0	0	0	0	0	0	0	0	0	0
Base	OP:	0	0									
	OT:	0	0	0	0	0	0	0	0	0	0	0
Orig	BA:	0	0	0	0	0	0	0	0	0	0	0
Pres	OP:	0	0									
	OT:	0	0	0	0	0	0	0	0	0	0	0
Reest -	BA:	0	0	0	0	0	0	0	0	0	0	0
Mar15	OP:	0	0									
	OT:	0	0	0	0	0	0	0	0	0	0	0
Reest -	BA:	-3	0	0	0	0	0	0	0	0	0	0
Orig	OP:	0	0									
	OT:	0	0	0	0	0	0	0	0	0	0	0



Sorted by FUNC, SFUN, TID, SUB
 (amounts in millions)

		2015	2016	2017	2018	2019	2020	2021	2022	2023	2024	2025
COMMERCE AND HOUSING CREDIT (370)												
Account Total for Franchise fund												
Pres 16	BA:	-3	0	0	0	0	0	0	0	0	0	0
Reest	OP:	0	0									
	OT:	0	0	0	0	0	0	0	0	0	0	0
Mar 15	BA:	-3	0	0	0	0	0	0	0	0	0	0
Base	OP:	0	0									
	OT:	0	0	0	0	0	0	0	0	0	0	0
Orig	BA:	-3	0	0	0	0	0	0	0	0	0	0
Pres	OP:	0	0									
	OT:	0	0	0	0	0	0	0	0	0	0	0
Reest -	BA:	0	0	0	0	0	0	0	0	0	0	0
Mar15	OP:	0	0									
	OT:	0	0	0	0	0	0	0	0	0	0	0
Reest -	BA:	0	0	0	0	0	0	0	0	0	0	0
Orig	OP:	0	0									
	OT:	0	0	0	0	0	0	0	0	0	0	0
National Institute of Standards and Technology												
Working capital fund												
013 4650 0 4 376 AA01 CJ CJ 03 0												
Appropriation												
transfer from NIST												
Pres 16	BA:	2	2	2	2	1	2	2	2	2	2	2
Reest	OP:	0	0									
	OT:	2	2	2	2	1	2	2	2	2	2	2
Mar 15	BA:	2	2	2	2	2	2	2	2	3	3	3
Base	OP:	0	0									
	OT:	2	2	2	2	2	2	2	2	3	3	3
Orig	BA:	0	2	2	2	1	2	2	2	2	2	2
Pres	OP:	120	41									
	OT:	83	9	11	17	1	1	1	1	1	1	0
Reest -	BA:	0	0	0	0	-1	0	0	0	-1	-1	-1
Mar15	OP:	0	0									
	OT:	0	0	0	0	-1	0	0	0	-1	-1	-1
Reest -	BA:	2	0	0	0	0	0	0	0	0	0	0
Orig	OP:	-120	-41									
	OT:	-81	-7	-9	-15	0	1	1	1	1	1	2




Sorted by FUNC, SFUN, TID, SUB
 (amounts in millions)

		2015	2016	2017	2018	2019	2020	2021	2022	2023	2024	2025
COMMERCE AND HOUSING CREDIT (370)												
National Oceanic and Atmospheric Administration												
Promote and develop fishery products and research pertaining to												
013 5139 0 2 376 AA01 CJ CJ 03 CH												
Appropriation												
transfer to NOAA, operations, research, and facilities												
Pres 16	BA:	0	-130	0	0	0	0	0	0	0	0	0
Reest	OP:	0	0									
	OT:	0	-130	0	0	0	0	0	0	0	0	0
Mar 15	BA:	0	0	0	0	0	0	0	0	0	0	0
Base	OP:	0	0									
	OT:	0	0	0	0	0	0	0	0	0	0	0
Orig	BA:	0	-130	-130	-130	-130	-130	-130	-130	-130	-130	-130
Pres	OP:	0	0									
	OT:	0	-130	-130	-130	-130	-130	-130	-130	-130	-130	-130
Reest -	BA:	0	-130	0	0	0	0	0	0	0	0	0
Mar15	OP:	0	0									
	OT:	0	-130	0	0	0	0	0	0	0	0	0
Reest -	BA:	0	0	130	130	130	130	130	130	130	130	130
Orig	OP:	0	0									
	OT:	0	0	130	130	130	130	130	130	130	130	130




Sorted by FUNC, SFUN, TID, SUB
 (amounts in millions)

		2015	2016	2017	2018	2019	2020	2021	2022	2023	2024	2025
COMMERCE AND HOUSING CREDIT (370)												
013 5139 0 2 376 BA01 36 72 10 1												
Federal Fund												
Pres 16	BA:	144	144	144	144	144	144	144	144	144	144	144
Reest	OP:	10	29									
	OT:	125	144	144	144	144	144	144	144	144	144	144
Mar 15	BA:	144	144	144	144	144	144	144	144	144	144	144
Base	OP:	10	29									
	OT:	125	144	144	144	144	144	144	144	144	144	144
Orig	BA:	27	154	144	144	144	144	144	144	144	144	144
Pres	OP:	11	10									
	OT:	27	102	135	144	144	144	144	144	144	144	144
Reest -	BA:	0	0	0	0	0	0	0	0	0	0	0
Mar15	OP:	0	0									
	OT:	0	0	0	0	0	0	0	0	0	0	0
Reest -	BA:	117	-10	0	0	0	0	0	0	0	0	0
Orig	OP:	-1	19									
	OT:	98	42	9	0	0	0	0	0	0	0	0
013 5139 0 2 376 BA02 36 72 10 A												
Federal Fund												
CHIMP												
Pres 16	BA:	-116	0	0	0	0	0	0	0	0	0	0
Reest	OP:	-23	-23									
	OT:	-116	-23	0	0	0	0	0	0	0	0	0
Mar 15	BA:	-116	0	0	0	0	0	0	0	0	0	0
Base	OP:	-23	-23									
	OT:	-116	-23	0	0	0	0	0	0	0	0	0
Orig	BA:	0	0	0	0	0	0	0	0	0	0	0
Pres	OP:	0	0									
	OT:	0	0	0	0	0	0	0	0	0	0	0
Reest -	BA:	0	0	0	0	0	0	0	0	0	0	0
Mar15	OP:	0	0									
	OT:	0	0	0	0	0	0	0	0	0	0	0
Reest -	BA:	-116	0	0	0	0	0	0	0	0	0	0
Orig	OP:	-23	-23									
	OT:	-116	-23	0	0	0	0	0	0	0	0	0




Sorted by FUNC, SFUN, TID, SUB
 (amounts in millions)

		2015	2016	2017	2018	2019	2020	2021	2022	2023	2024	2025
COMMERCE AND HOUSING CREDIT (370)												
013 5139 0 2 376 BS01 36 72 10 A												
Sequester												
Pres 16	BA:	-9	0	0	0	0	0	0	0	0	0	0
Reest	OP:	0	-2									
	OT:	-7	-2	0	0	0	0	0	0	0	0	0
Mar 15	BA:	-9	-9	0	0	0	0	0	0	0	0	0
Base	OP:	0	-2									
	OT:	-7	-9	-2	0	0	0	0	0	0	0	0
Orig	BA:	0	0	0	0	0	0	0	0	0	0	0
Pres	OP:	0	0									
	OT:	0	0	0	0	0	0	0	0	0	0	0
Reest -	BA:	0	9	0	0	0	0	0	0	0	0	0
Mar15	OP:	0	0									
	OT:	0	7	2	0	0	0	0	0	0	0	0
Reest -	BA:	-9	0	0	0	0	0	0	0	0	0	0
Orig	OP:	0	-2									
	OT:	-7	-2	0	0	0	0	0	0	0	0	0
013 5139 0 2 376 BS20 36 72 10 A												
Sequester												
Pop up												
Pres 16	BA:	9	9	0	0	0	0	0	0	0	0	0
Reest	OP:	0	2									
	OT:	7	9	2	0	0	0	0	0	0	0	0
Mar 15	BA:	9	9	9	0	0	0	0	0	0	0	0
Base	OP:	0	2									
	OT:	7	9	9	2	0	0	0	0	0	0	0
Orig	BA:	0	0	0	0	0	0	0	0	0	0	0
Pres	OP:	0	0									
	OT:	0	0	0	0	0	0	0	0	0	0	0
Reest -	BA:	0	0	-9	0	0	0	0	0	0	0	0
Mar15	OP:	0	0									
	OT:	0	0	-7	-2	0	0	0	0	0	0	0
Reest -	BA:	9	9	0	0	0	0	0	0	0	0	0
Orig	OP:	0	2									
	OT:	7	9	2	0	0	0	0	0	0	0	0



Sorted by FUNC, SFUN, TID, SUB
 (amounts in millions)

		2015	2016	2017	2018	2019	2020	2021	2022	2023	2024	2025
COMMERCE AND HOUSING CREDIT (370)												
Account Total for Promote and develop fishery products and research pertaining to												
Pres 16	BA:	28	23	144	144	144	144	144	144	144	144	144
Reest	OP:	-13	6									
	OT:	9	-2	146	144	144	144	144	144	144	144	144
Mar 15	BA:	28	144	153	144	144	144	144	144	144	144	144
Base	OP:	-13	6									
	OT:	9	121	151	146	144	144	144	144	144	144	144
Orig	BA:	27	24	14	14	14	14	14	14	14	14	14
Pres	OP:	11	10									
	OT:	27	-28	5	14	14	14	14	14	14	14	14
Reest -	BA:	0	-121	-9	0	0	0	0	0	0	0	0
Mar15	OP:	0	0									
	OT:	0	-123	-5	-2	0	0	0	0	0	0	0
Reest -	BA:	1	-1	130	130	130	130	130	130	130	130	130
Orig	OP:	-24	-4									
	OT:	-18	26	141	130	130	130	130	130	130	130	130
National Telecommunications and Information Administration												
Digital television transition and public safety fund												
013 5396 0 2 376 BA03 30 72 10 N												
Federal Fund												
reconciliation: other spending of DTV auction proceeds												
Pres 16	BA:	0	0	0	0	0	0	0	0	0	0	0
Reest	OP:	0	0									
	OT:	20	0	0	0	0	0	0	0	0	0	0
Mar 15	BA:	0	0	0	0	0	0	0	0	0	0	0
Base	OP:	0	0									
	OT:	20	0	0	0	0	0	0	0	0	0	0
Orig	BA:	0	0	0	0	0	0	0	0	0	0	0
Pres	OP:	25	1									
	OT:	25	1	0	0	0	0	0	0	0	0	0
Reest -	BA:	0	0	0	0	0	0	0	0	0	0	0
Mar15	OP:	0	0									
	OT:	0	0	0	0	0	0	0	0	0	0	0
Reest -	BA:	0	0	0	0	0	0	0	0	0	0	0
Orig	OP:	-25	-1									
	OT:	-5	-1	0	0	0	0	0	0	0	0	0




Sorted by FUNC, SFUN, TID, SUB
 (amounts in millions)

		2015	2016	2017	2018	2019	2020	2021	2022	2023	2024	2025
COMMERCE AND HOUSING CREDIT (370)												
International Trade and Investment Administration												
Grants to manufacturers of worsted wool fabrics												
013 5521 0 2 376 BA01 58 78 10 A												
Federal Fund												
Pres 16	BA:	0	0	0	0	0	0	0	0	0	0	0
Reest	OP:	5	0									
	OT:	5	0	0	0	0	0	0	0	0	0	0
Mar 15	BA:	0	0	0	0	0	0	0	0	0	0	0
Base	OP:	5	0									
	OT:	5	0	0	0	0	0	0	0	0	0	0
Orig	BA:	0	0	0	0	0	0	0	0	0	0	0
Pres	OP:	0	0									
	OT:	0	0	0	0	0	0	0	0	0	0	0
Reest -	BA:	0	0	0	0	0	0	0	0	0	0	0
Mar15	OP:	0	0									
	OT:	0	0	0	0	0	0	0	0	0	0	0
Reest -	BA:	0	0	0	0	0	0	0	0	0	0	0
Orig	OP:	5	0									
	OT:	5	0	0	0	0	0	0	0	0	0	0



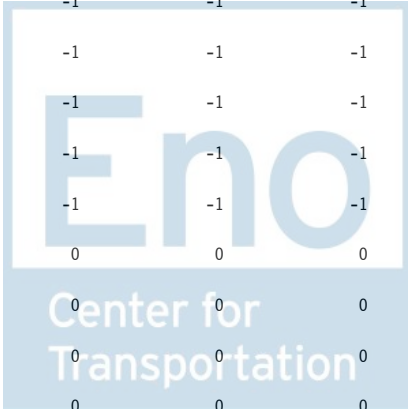
Sorted by FUNC, SFUN, TID, SUB
 (amounts in millions)

		2015	2016	2017	2018	2019	2020	2021	2022	2023	2024	2025
COMMERCE AND HOUSING CREDIT (370)												
National Oceanic and Atmospheric Administration												
Fisheries Enforcement Asset Forfeiture Fund												
013 5583 0 2 376 BA01 36 72 10 A												
Federal Fund												
Pres 16	BA:	1	0	0	0	0	0	0	0	0	0	0
Reest	OP:	0	0									
	OT:	1	0	0	0	0	0	0	0	0	0	0
Mar 15	BA:	1	0	0	0	0	0	0	0	0	0	0
Base	OP:	0	0									
	OT:	1	0	0	0	0	0	0	0	0	0	0
Orig	BA:	4	4	5	5	5	5	5	5	5	5	5
Pres	OP:	0	0									
	OT:	4	4	5	5	5	5	5	5	5	5	5
Reest -	BA:	0	0	0	0	0	0	0	0	0	0	0
Mar15	OP:	0	0									
	OT:	0	0	0	0	0	0	0	0	0	0	0
Reest -	BA:	-3	-4	-5	-5	-5	-5	-5	-5	-5	-5	-5
Orig	OP:	0	0									
	OT:	-3	-4	-5	-5	-5	-5	-5	-5	-5	-5	-5
013 5583 0 2 376 CB01 XX XX 10												
Offsetting Receipts												
Pres 16	BA:	0	0	0	0	0	0	0	0	0	0	0
Reest	OP:	0	0									
	OT:	0	0	0	0	0	0	0	0	0	0	0
Mar 15	BA:	0	0	0	0	0	0	0	0	0	0	0
Base	OP:	0	0									
	OT:	0	0	0	0	0	0	0	0	0	0	0
Orig	BA:	-5	-5	-5	-5	-5	-5	-5	-5	-5	-5	-5
Pres	OP:	0	0									
	OT:	-5	-5	-5	-5	-5	-5	-5	-5	-5	-5	-5
Reest -	BA:	0	0	0	0	0	0	0	0	0	0	0
Mar15	OP:	0	0									
	OT:	0	0	0	0	0	0	0	0	0	0	0
Reest -	BA:	5	5	5	5	5	5	5	5	5	5	5
Orig	OP:	0	0									
	OT:	5	5	5	5	5	5	5	5	5	5	5



Sorted by FUNC, SFUN, TID, SUB
 (amounts in millions)

		2015	2016	2017	2018	2019	2020	2021	2022	2023	2024	2025
COMMERCE AND HOUSING CREDIT (370)												
Account Total for Fisheries Enforcement Asset Forfeiture Fund												
Pres 16	BA:	1	0	0	0	0	0	0	0	0	0	0
Reest	OP:	0	0									
	OT:	1	0	0	0	0	0	0	0	0	0	0
Mar 15	BA:	1	0	0	0	0	0	0	0	0	0	0
Base	OP:	0	0									
	OT:	1	0	0	0	0	0	0	0	0	0	0
Orig	BA:	-1	-1	0	0	0	0	0	0	0	0	0
Pres	OP:	0	0									
	OT:	-1	-1	0	0	0	0	0	0	0	0	0
Reest -	BA:	0	0	0	0	0	0	0	0	0	0	0
Mar15	OP:	0	0									
	OT:	0	0	0	0	0	0	0	0	0	0	0
Reest -	BA:	2	1	0	0	0	0	0	0	0	0	0
Orig	OP:	0	0									
	OT:	2	1	0	0	0	0	0	0	0	0	0
Department of Commerce												
Sanctuaries Enforcement Asset Forfeiture Fund, Deposits												
013 5884 0 2 376 CB01 XX XX 20 A												
Offsetting Receipts												
Pres 16	BA:	-1	-1	-1	-1	-1	-1	-1	-1	-1	-1	-1
Reest	OP:	0	0									
	OT:	-1	-1	-1	-1	-1	-1	-1	-1	-1	-1	-1
Mar 15	BA:	-1	-1	-1	-1	-1	-1	-1	-1	-1	-1	-1
Base	OP:	0	0									
	OT:	-1	-1	-1	-1	-1	-1	-1	-1	-1	-1	-1
Orig	BA:	-1	-1	-1	-1	-1	-1	-1	-1	-1	-1	-1
Pres	OP:	0	0									
	OT:	-1	-1	-1	-1	-1	-1	-1	-1	-1	-1	-1
Reest -	BA:	0	0	0	0	0	0	0	0	0	0	0
Mar15	OP:	0	0									
	OT:	0	0	0	0	0	0	0	0	0	0	0
Reest -	BA:	0	0	0	0	0	0	0	0	0	0	0
Orig	OP:	0	0									
	OT:	0	0	0	0	0	0	0	0	0	0	0




Sorted by FUNC, SFUN, TID, SUB
 (amounts in millions)

		2015	2016	2017	2018	2019	2020	2021	2022	2023	2024	2025
COMMERCE AND HOUSING CREDIT (370)												
National Telecommunications and Information Administration												
Public Safety Trust Fund												
013 8233 0 7 376 BB01 30 72 10 A												
Trust Fund												
Pres 16	BA:	120	150	690	1,460	1,510	1,370	1,120	560	80	50	50
Reest	OP:	0	0									
	OT:	120	150	690	1,460	1,510	1,370	1,120	560	80	50	50
Mar 15	BA:	120	150	690	1,460	1,510	1,370	1,120	560	80	50	50
Base	OP:	0	0									
	OT:	120	150	690	1,460	1,510	1,370	1,120	560	80	50	50
Orig	BA:	5,339	395	0	0	0	0	0	0	0	0	0
Pres	OP:	1,640	23									
	OT:	6,803	418	22	17	16	16	15	11	0	0	0
Reest -	BA:	0	0	0	0	0	0	0	0	0	0	0
Mar15	OP:	0	0									
	OT:	0	0	0	0	0	0	0	0	0	0	0
Reest -	BA:	-5,219	-245	690	1,460	1,510	1,370	1,120	560	80	50	50
Orig	OP:	-1,640	-23									
	OT:	-6,683	-268	668	1,443	1,494	1,354	1,105	549	80	50	50



Sorted by FUNC, SFUN, TID, SUB
 (amounts in millions)

		2015	2016	2017	2018	2019	2020	2021	2022	2023	2024	2025
COMMERCE AND HOUSING CREDIT (370)												
Departmental Management												
Gifts and bequests												
013 8501 0 7 376 BB01 30 72 10 0												
Trust Fund												
Pres 16	BA:	1	1	1	1	1	1	1	1	1	1	1
Reest	OP:	1	0									
	OT:	2	1	1	1	1	1	1	1	1	1	1
Mar 15	BA:	1	1	1	1	1	1	1	1	1	1	1
Base	OP:	1	0									
	OT:	2	1	1	1	1	1	1	1	1	1	1
Orig	BA:	5	4	1	1	1	1	1	1	1	1	1
Pres	OP:	4	2									
	OT:	8	5	2	1	1	1	1	1	1	1	1
Reest -	BA:	0	0	0	0	0	0	0	0	0	0	0
Mar15	OP:	0	0									
	OT:	0	0	0	0	0	0	0	0	0	0	0
Reest -	BA:	-4	-3	0	0	0	0	0	0	0	0	0
Orig	OP:	-3	-2									
	OT:	-6	-4	-1	0	0	0	0	0	0	0	0
013 8501 0 7 376 CB01 XX XX 10												
Offsetting Receipts												
Pres 16	BA:	0	0	0	0	0	0	0	0	0	0	0
Reest	OP:	0	0									
	OT:	0	0	0	0	0	0	0	0	0	0	0
Mar 15	BA:	0	0	0	0	0	0	0	0	0	0	0
Base	OP:	0	0									
	OT:	0	0	0	0	0	0	0	0	0	0	0
Orig	BA:	-5	-4	-1	-1	-1	-1	-1	-1	-1	-1	-1
Pres	OP:	0	0									
	OT:	-5	-4	-1	-1	-1	-1	-1	-1	-1	-1	-1
Reest -	BA:	0	0	0	0	0	0	0	0	0	0	0
Mar15	OP:	0	0									
	OT:	0	0	0	0	0	0	0	0	0	0	0
Reest -	BA:	5	4	1	1	1	1	1	1	1	1	1
Orig	OP:	0	0									
	OT:	5	4	1	1	1	1	1	1	1	1	1



Sorted by FUNC, SFUN, TID, SUB
 (amounts in millions)

		2015	2016	2017	2018	2019	2020	2021	2022	2023	2024	2025
COMMERCE AND HOUSING CREDIT (370)												
Account Total for Gifts and bequests												
Pres 16	BA:	1	1	1	1	1	1	1	1	1	1	1
Reest	OP:	1	0									
	OT:	2	1	1	1	1	1	1	1	1	1	1
Mar 15	BA:	1	1	1	1	1	1	1	1	1	1	1
Base	OP:	1	0									
	OT:	2	1	1	1	1	1	1	1	1	1	1
Orig	BA:	0	0	0	0	0	0	0	0	0	0	0
Pres	OP:	4	2									
	OT:	3	1	1	0	0	0	0	0	0	0	0
Reest -	BA:	0	0	0	0	0	0	0	0	0	0	0
Mar15	OP:	0	0									
	OT:	0	0	0	0	0	0	0	0	0	0	0
Reest -	BA:	1	1	1	1	1	1	1	1	1	1	1
Orig	OP:	-3	-2									
	OT:	-1	0	0	1	1	1	1	1	1	1	1



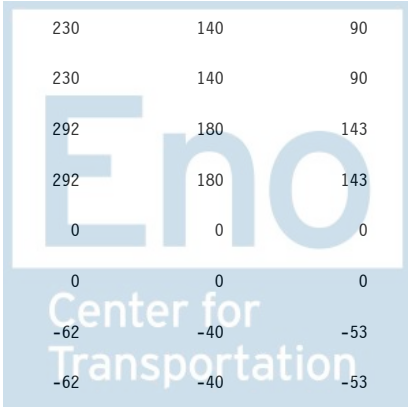
Sorted by FUNC, SFUN, TID, SUB
 (amounts in millions)

		2015	2016	2017	2018	2019	2020	2021	2022	2023	2024	2025
COMMERCE AND HOUSING CREDIT (370)												
Department of the Treasury												
Departmental Offices												
Terrorism insurance program												
020 0123 0 1 376 BA01 24 68 10 0												
Federal Fund												
Administrative Expenses												
Pres 16	BA:	3	3	3	3	3	3	3	3	3	3	3
Reest	OP:	0	0									
	OT:	3	3	3	3	3	3	3	3	3	3	3
Mar 15	BA:	3	3	3	3	3	3	3	3	3	3	3
Base	OP:	0	0									
	OT:	3	3	3	3	3	3	3	3	3	3	3
Orig	BA:	87	230	345	415	464	499	432	292	180	143	111
Pres	OP:	1	0									
	OT:	88	230	345	415	464	499	432	292	180	143	111
Reest -	BA:	0	0	0	0	0	0	0	0	0	0	0
Mar15	OP:	0	0									
	OT:	0	0	0	0	0	0	0	0	0	0	0
Reest -	BA:	-84	-227	-342	-412	-461	-496	-429	-289	-177	-140	-108
Orig	OP:	-1	0									
	OT:	-85	-227	-342	-412	-461	-496	-429	-289	-177	-140	-108




Sorted by FUNC, SFUN, TID, SUB
 (amounts in millions)

		2015	2016	2017	2018	2019	2020	2021	2022	2023	2024	2025
COMMERCE AND HOUSING CREDIT (370)												
020 0123 0 1 376 BA02 24 68 10 A												
Federal Fund												
Program expenses												
Pres 16	BA:	117	277	367	437	477	507	377	227	137	87	67
Reest	OP:	0	0									
	OT:	117	277	367	437	477	507	377	227	137	87	67
Mar 15	BA:	117	277	367	437	477	507	377	227	137	87	67
Base	OP:	0	0									
	OT:	117	277	367	437	477	507	377	227	137	87	67
Orig	BA:	0	0	0	0	0	0	0	0	0	0	0
Pres	OP:	0	0									
	OT:	0	0	0	0	0	0	0	0	0	0	0
Reest -	BA:	0	0	0	0	0	0	0	0	0	0	0
Mar15	OP:	0	0									
	OT:	0	0	0	0	0	0	0	0	0	0	0
Reest -	BA:	117	277	367	437	477	507	377	227	137	87	67
Orig	OP:	0	0									
	OT:	117	277	367	437	477	507	377	227	137	87	67
Account Total for Terrorism insurance program												
Pres 16	BA:	120	280	370	440	480	510	380	230	140	90	70
Reest	OP:	0	0									
	OT:	120	280	370	440	480	510	380	230	140	90	70
Mar 15	BA:	120	280	370	440	480	510	380	230	140	90	70
Base	OP:	0	0									
	OT:	120	280	370	440	480	510	380	230	140	90	70
Orig	BA:	87	230	345	415	464	499	432	292	180	143	111
Pres	OP:	1	0									
	OT:	88	230	345	415	464	499	432	292	180	143	111
Reest -	BA:	0	0	0	0	0	0	0	0	0	0	0
Mar15	OP:	0	0									
	OT:	0	0	0	0	0	0	0	0	0	0	0
Reest -	BA:	33	50	25	25	16	11	-52	-62	-40	-53	-41
Orig	OP:	-1	0									
	OT:	32	50	25	25	16	11	-52	-62	-40	-53	-41



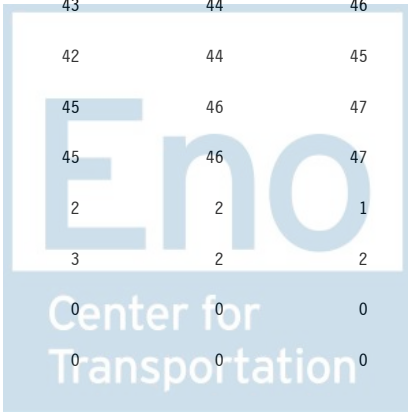
Sorted by FUNC, SFUN, TID, SUB
 (amounts in millions)

		2015	2016	2017	2018	2019	2020	2021	2022	2023	2024	2025
COMMERCE AND HOUSING CREDIT (370)												
Office of Financial Stability												
020 0128 0 1 376 BA01 24 68 10 A												
Federal Fund												
Pres 16	BA:	110	96	80	50	30	25	0	0	0	0	0
Reest	OP:	79	11									
	OT:	178	97	82	53	32	26	3	0	0	0	0
Mar 15	BA:	110	96	80	50	30	25	0	0	0	0	0
Base	OP:	79	11									
	OT:	178	97	82	53	32	26	3	0	0	0	0
Orig	BA:	184	155	92	60	40	40	40	40	0	0	0
Pres	OP:	135	37									
	OT:	282	161	105	66	44	40	40	40	8	0	0
Reest -	BA:	0	0	0	0	0	0	0	0	0	0	0
Mar15	OP:	0	0									
	OT:	0	0	0	0	0	0	0	0	0	0	0
Reest -	BA:	-74	-59	-12	-10	-10	-15	-40	-40	0	0	0
Orig	OP:	-56	-26									
	OT:	-104	-64	-23	-13	-12	-14	-37	-40	-8	0	0
Special Inspector General for the Troubled Asset Relief Program												
020 0133 0 1 376 AA01 FS FS 03 0												
Appropriation												
Pres 16	BA:	34	41	42	43	43	44	44	45	46	47	48
Reest	OP:	11	10									
	OT:	35	39	42	43	43	44	44	45	46	47	48
Mar 15	BA:	34	35	36	37	39	40	41	43	44	46	47
Base	OP:	11	10									
	OT:	35	35	36	37	38	40	41	42	44	45	47
Orig	BA:	34	41	42	43	43	44	44	45	46	47	48
Pres	OP:	7	14									
	OT:	34	47	42	42	43	44	44	45	46	47	47
Reest -	BA:	0	6	6	6	4	4	3	2	2	1	1
Mar15	OP:	0	0									
	OT:	0	4	6	6	5	4	3	3	2	2	1
Reest -	BA:	0	0	0	0	0	0	0	0	0	0	0
Orig	OP:	4	-4									
	OT:	1	-8	0	1	0	0	0	0	0	0	1




Sorted by FUNC, SFUN, TID, SUB
 (amounts in millions)

		2015	2016	2017	2018	2019	2020	2021	2022	2023	2024	2025
COMMERCE AND HOUSING CREDIT (370)												
020 0133 0 1 376 BA01 24 68 10 N												
Federal Fund												
Pres 16	BA:	4	0	0	0	0	0	0	0	0	0	0
Reest	OP:	0	0									
	OT:	4	0	0	0	0	0	0	0	0	0	0
Mar 15	BA:	4	0	0	0	0	0	0	0	0	0	0
Base	OP:	0	0									
	OT:	4	0	0	0	0	0	0	0	0	0	0
Orig	BA:	0	0	0	0	0	0	0	0	0	0	0
Pres	OP:	12	7									
	OT:	12	7	0	0	0	0	0	0	0	0	0
Reest -	BA:	0	0	0	0	0	0	0	0	0	0	0
Mar15	OP:	0	0									
	OT:	0	0	0	0	0	0	0	0	0	0	0
Reest -	BA:	4	0	0	0	0	0	0	0	0	0	0
Orig	OP:	-12	-7									
	OT:	-8	-7	0	0	0	0	0	0	0	0	0
Account Total for Special Inspector General for the Troubled Asset Relief Program												
Pres 16	BA:	38	41	42	43	43	44	44	45	46	47	48
Reest	OP:	11	10									
	OT:	39	39	42	43	43	44	44	45	46	47	48
Mar 15	BA:	38	35	36	37	39	40	41	43	44	46	47
Base	OP:	11	10									
	OT:	39	35	36	37	38	40	41	42	44	45	47
Orig	BA:	34	41	42	43	43	44	44	45	46	47	48
Pres	OP:	19	21									
	OT:	46	54	42	42	43	44	44	45	46	47	47
Reest -	BA:	0	6	6	6	4	4	3	2	2	1	1
Mar15	OP:	0	0									
	OT:	0	4	6	6	5	4	3	3	2	2	1
Reest -	BA:	4	0	0	0	0	0	0	0	0	0	0
Orig	OP:	-8	-11									
	OT:	-7	-15	0	1	0	0	0	0	0	0	1



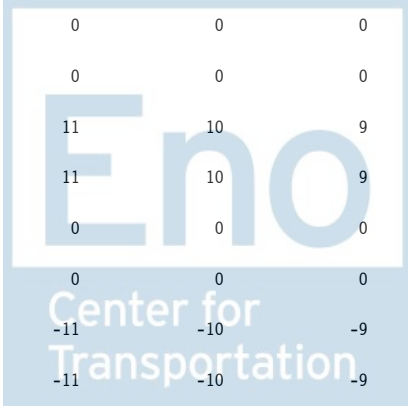
Sorted by FUNC, SFUN, TID, SUB
 (amounts in millions)

		2015	2016	2017	2018	2019	2020	2021	2022	2023	2024	2025
COMMERCE AND HOUSING CREDIT (370)												
Troubled Asset Relief Program Equity Purchase Program												
020 0134 0 1 376 BA01 24 68 10 SD												
Federal Fund												
Pres 16	BA:	0	0	0	0	0	0	0	0	0	0	0
Reest	OP:	0	0									
	OT:	0	0	0	0	0	0	0	0	0	0	0
Mar 15	BA:	0	0	0	0	0	0	0	0	0	0	0
Base	OP:	0	0									
	OT:	0	0	0	0	0	0	0	0	0	0	0
Orig	BA:	3	0	0	0	0	0	0	0	0	0	0
Pres	OP:	0	0									
	OT:	3	0	0	0	0	0	0	0	0	0	0
Reest -	BA:	0	0	0	0	0	0	0	0	0	0	0
Mar15	OP:	0	0									
	OT:	0	0	0	0	0	0	0	0	0	0	0
Reest -	BA:	-3	0	0	0	0	0	0	0	0	0	0
Orig	OP:	0	0									
	OT:	-3	0	0	0	0	0	0	0	0	0	0
020 0134 0 1 376 BA02 24 68 10 N RD												
Federal Fund												
Pres 16	BA:	-1,525	0	0	0	0	0	0	0	0	0	0
Reest	OP:	0	0									
	OT:	-1,525	0	0	0	0	0	0	0	0	0	0
Mar 15	BA:	-1,525	0	0	0	0	0	0	0	0	0	0
Base	OP:	0	0									
	OT:	-1,525	0	0	0	0	0	0	0	0	0	0
Orig	BA:	-1,525	0	0	0	0	0	0	0	0	0	0
Pres	OP:	0	0									
	OT:	-1,525	0	0	0	0	0	0	0	0	0	0
Reest -	BA:	0	0	0	0	0	0	0	0	0	0	0
Mar15	OP:	0	0									
	OT:	0	0	0	0	0	0	0	0	0	0	0
Reest -	BA:	0	0	0	0	0	0	0	0	0	0	0
Orig	OP:	0	0									
	OT:	0	0	0	0	0	0	0	0	0	0	0




Sorted by FUNC, SFUN, TID, SUB
 (amounts in millions)

		2015	2016	2017	2018	2019	2020	2021	2022	2023	2024	2025
COMMERCE AND HOUSING CREDIT (370)												
Account Total for Troubled Asset Relief Program Equity Purchase Program												
Pres 16	BA:	-1,525	0	0	0	0	0	0	0	0	0	0
Reest	OP:	0	0									
	OT:	-1,525	0	0	0	0	0	0	0	0	0	0
Mar 15	BA:	-1,525	0	0	0	0	0	0	0	0	0	0
Base	OP:	0	0									
	OT:	-1,525	0	0	0	0	0	0	0	0	0	0
Orig	BA:	-1,522	0	0	0	0	0	0	0	0	0	0
Pres	OP:	0	0									
	OT:	-1,522	0	0	0	0	0	0	0	0	0	0
Reest -	BA:	0	0	0	0	0	0	0	0	0	0	0
Mar15	OP:	0	0									
	OT:	0	0	0	0	0	0	0	0	0	0	0
Reest -	BA:	-3	0	0	0	0	0	0	0	0	0	0
Orig	OP:	0	0									
	OT:	-3	0	0	0	0	0	0	0	0	0	0
Small Business Lending Fund Program Account												
020 0141 0 1 376 BA02 24 78 10 N AD												
Federal Fund												
Pres 16	BA:	14	12	10	10	7	6	5	0	0	0	0
Reest	OP:	0	0									
	OT:	14	12	10	10	7	6	5	0	0	0	0
Mar 15	BA:	14	12	10	10	7	6	5	0	0	0	0
Base	OP:	0	0									
	OT:	14	12	10	10	7	6	5	0	0	0	0
Orig	BA:	14	15	16	15	14	13	12	11	10	9	8
Pres	OP:	19	3									
	OT:	17	17	16	15	14	13	12	11	10	9	8
Reest -	BA:	0	0	0	0	0	0	0	0	0	0	0
Mar15	OP:	0	0									
	OT:	0	0	0	0	0	0	0	0	0	0	0
Reest -	BA:	0	-3	-6	-5	-7	-7	-7	-11	-10	-9	-8
Orig	OP:	-19	-3									
	OT:	-3	-5	-6	-5	-7	-7	-7	-11	-10	-9	-8




Sorted by FUNC, SFUN, TID, SUB
 (amounts in millions)

		2015	2016	2017	2018	2019	2020	2021	2022	2023	2024	2025
COMMERCE AND HOUSING CREDIT (370)												
020 0141 0 1 376 BA03 24 78 10 N RD												
Federal Fund												
Pres 16	BA:	16	0	0	0	0	0	0	0	0	0	0
Reest	OP:	0	0									
	OT:	16	0	0	0	0	0	0	0	0	0	0
Mar 15	BA:	16	0	0	0	0	0	0	0	0	0	0
Base	OP:	0	0									
	OT:	16	0	0	0	0	0	0	0	0	0	0
Orig	BA:	16	0	0	0	0	0	0	0	0	0	0
Pres	OP:	0	0									
	OT:	16	0	0	0	0	0	0	0	0	0	0
Reest -	BA:	0	0	0	0	0	0	0	0	0	0	0
Mar15	OP:	0	0									
	OT:	0	0	0	0	0	0	0	0	0	0	0
Reest -	BA:	0	0	0	0	0	0	0	0	0	0	0
Orig	OP:	0	0									
	OT:	0	0	0	0	0	0	0	0	0	0	0
020 0141 0 1 376 BS01 24 78 10 A												
Sequester												
Pres 16	BA:	-1	0	0	0	0	0	0	0	0	0	0
Reest	OP:	0	0									
	OT:	-1	0	0	0	0	0	0	0	0	0	0
Mar 15	BA:	-1	-1	0	0	0	0	0	0	0	0	0
Base	OP:	0	0									
	OT:	-1	-1	0	0	0	0	0	0	0	0	0
Orig	BA:	0	0	0	0	0	0	0	0	0	0	0
Pres	OP:	0	0									
	OT:	0	0	0	0	0	0	0	0	0	0	0
Reest -	BA:	0	1	0	0	0	0	0	0	0	0	0
Mar15	OP:	0	0									
	OT:	0	1	0	0	0	0	0	0	0	0	0
Reest -	BA:	-1	0	0	0	0	0	0	0	0	0	0
Orig	OP:	0	0									
	OT:	-1	0	0	0	0	0	0	0	0	0	0




Sorted by FUNC, SFUN, TID, SUB
 (amounts in millions)

		2015	2016	2017	2018	2019	2020	2021	2022	2023	2024	2025
COMMERCE AND HOUSING CREDIT (370)												
Account Total for Small Business Lending Fund Program Account												
Pres 16	BA:	29	12	10	10	7	6	5	0	0	0	0
Reest	OP:	0	0									
	OT:	29	12	10	10	7	6	5	0	0	0	0
Mar 15	BA:	29	11	10	10	7	6	5	0	0	0	0
Base	OP:	0	0									
	OT:	29	11	10	10	7	6	5	0	0	0	0
Orig	BA:	30	15	16	15	14	13	12	11	10	9	8
Pres	OP:	19	3									
	OT:	33	17	16	15	14	13	12	11	10	9	8
Reest -	BA:	0	1	0	0	0	0	0	0	0	0	0
Mar15	OP:	0	0									
	OT:	0	1	0	0	0	0	0	0	0	0	0
Reest -	BA:	-1	-3	-6	-5	-7	-7	-7	-11	-10	-9	-8
Orig	OP:	-19	-3									
	OT:	-4	-5	-6	-5	-7	-7	-7	-11	-10	-9	-8
State Small Business Credit Initiative												
020 0142 0 1 376 BA01 24 68 10 N												
Federal Fund												
Pres 16	BA:	0	0	0	0	0	0	0	0	0	0	0
Reest	OP:	0	0									
	OT:	250	35	20	0	0	0	0	0	0	0	0
Mar 15	BA:	0	0	0	0	0	0	0	0	0	0	0
Base	OP:	0	0									
	OT:	250	35	20	0	0	0	0	0	0	0	0
Orig	BA:	0	0	0	0	0	0	0	0	0	0	0
Pres	OP:	293	4									
	OT:	293	4	3	0	0	0	0	0	0	0	0
Reest -	BA:	0	0	0	0	0	0	0	0	0	0	0
Mar15	OP:	0	0									
	OT:	0	0	0	0	0	0	0	0	0	0	0
Reest -	BA:	0	0	0	0	0	0	0	0	0	0	0
Orig	OP:	-293	-4									
	OT:	-43	31	17	0	0	0	0	0	0	0	0




Sorted by FUNC, SFUN, TID, SUB
 (amounts in millions)

		2015	2016	2017	2018	2019	2020	2021	2022	2023	2024	2025
COMMERCE AND HOUSING CREDIT (370)												
020 0142 0 1 376 EA01 24 68 10												
Proposed Legislation												
Pres 16	BA:	0	1,500	0	0	0	0	0	0	0	0	0
Reest	OP:	0	0									
	OT:	0	180	405	345	330	195	30	0	0	0	0
Mar 15	BA:	0	0	0	0	0	0	0	0	0	0	0
Base	OP:	0	0									
	OT:	0	0	0	0	0	0	0	0	0	0	0
Orig	BA:	0	1,500	0	0	0	0	0	0	0	0	0
Pres	OP:	0	216									
	OT:	0	216	735	525	6	6	6	6	0	0	0
Reest -	BA:	0	1,500	0	0	0	0	0	0	0	0	0
Mar15	OP:	0	0									
	OT:	0	180	405	345	330	195	30	0	0	0	0
Reest -	BA:	0	0	0	0	0	0	0	0	0	0	0
Orig	OP:	0	-216									
	OT:	0	-36	-330	-180	324	189	24	-6	0	0	0
Account Total for State Small Business Credit Initiative												
Pres 16	BA:	0	1,500	0	0	0	0	0	0	0	0	0
Reest	OP:	0	0									
	OT:	250	215	425	345	330	195	30	0	0	0	0
Mar 15	BA:	0	0	0	0	0	0	0	0	0	0	0
Base	OP:	0	0									
	OT:	250	35	20	0	0	0	0	0	0	0	0
Orig	BA:	0	1,500	0	0	0	0	0	0	0	0	0
Pres	OP:	293	220									
	OT:	293	220	738	525	6	6	6	6	0	0	0
Reest -	BA:	0	1,500	0	0	0	0	0	0	0	0	0
Mar15	OP:	0	0									
	OT:	0	180	405	345	330	195	30	0	0	0	0
Reest -	BA:	0	0	0	0	0	0	0	0	0	0	0
Orig	OP:	-293	-220									
	OT:	-43	-5	-313	-180	324	189	24	-6	0	0	0



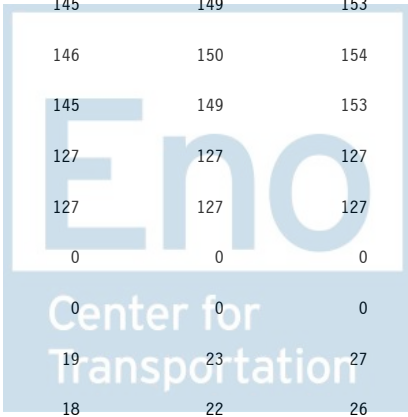
Sorted by FUNC, SFUN, TID, SUB
 (amounts in millions)

		2015	2016	2017	2018	2019	2020	2021	2022	2023	2024	2025
COMMERCE AND HOUSING CREDIT (370)												
Internal Revenue Service												
Payment Where Certain Tax Credits Exceed Liability for Corporate												
020 0931 0 1 376 BA01 58 78 10 N JCT												
Federal Fund												
Pres 16	BA:	130	40	0	0	0	0	0	0	0	0	0
Reest	OP:	0	0									
	OT:	130	40	0	0	0	0	0	0	0	0	0
Mar 15	BA:	130	40	0	0	0	0	0	0	0	0	0
Base	OP:	0	0									
	OT:	130	40	0	0	0	0	0	0	0	0	0
Orig	BA:	130	40	0	0	0	0	0	0	0	0	0
Pres	OP:	0	0									
	OT:	130	40	0	0	0	0	0	0	0	0	0
Reest -	BA:	0	0	0	0	0	0	0	0	0	0	0
Mar15	OP:	0	0									
	OT:	0	0	0	0	0	0	0	0	0	0	0
Reest -	BA:	0	0	0	0	0	0	0	0	0	0	0
Orig	OP:	0	0									
	OT:	0	0	0	0	0	0	0	0	0	0	0
020 0931 0 1 376 BS01 58 78 10 A JCT												
Sequester												
Pres 16	BA:	-9	0	0	0	0	0	0	0	0	0	0
Reest	OP:	0	0									
	OT:	-9	0	0	0	0	0	0	0	0	0	0
Mar 15	BA:	-9	-3	0	0	0	0	0	0	0	0	0
Base	OP:	0	0									
	OT:	-9	-3	0	0	0	0	0	0	0	0	0
Orig	BA:	0	0	0	0	0	0	0	0	0	0	0
Pres	OP:	0	0									
	OT:	0	0	0	0	0	0	0	0	0	0	0
Reest -	BA:	0	3	0	0	0	0	0	0	0	0	0
Mar15	OP:	0	0									
	OT:	0	3	0	0	0	0	0	0	0	0	0
Reest -	BA:	-9	0	0	0	0	0	0	0	0	0	0
Orig	OP:	0	0									
	OT:	-9	0	0	0	0	0	0	0	0	0	0



Sorted by FUNC, SFUN, TID, SUB
 (amounts in millions)

		2015	2016	2017	2018	2019	2020	2021	2022	2023	2024	2025
COMMERCE AND HOUSING CREDIT (370)												
Account Total for Payment Where Certain Tax Credits Exceed Liability for Corporate												
Pres 16	BA:	121	40	0	0	0	0	0	0	0	0	0
Reest	OP:	0	0									
	OT:	121	40	0	0	0	0	0	0	0	0	0
Mar 15	BA:	121	37	0	0	0	0	0	0	0	0	0
Base	OP:	0	0									
	OT:	121	37	0	0	0	0	0	0	0	0	0
Orig	BA:	130	40	0	0	0	0	0	0	0	0	0
Pres	OP:	0	0									
	OT:	130	40	0	0	0	0	0	0	0	0	0
Reest -	BA:	0	3	0	0	0	0	0	0	0	0	0
Mar15	OP:	0	0									
	OT:	0	3	0	0	0	0	0	0	0	0	0
Reest -	BA:	-9	0	0	0	0	0	0	0	0	0	0
Orig	OP:	0	0									
	OT:	-9	0	0	0	0	0	0	0	0	0	0
Departmental Offices												
Financial Research Fund												
020 5590 0 2 376 BA01 24 68 10 3												
Federal Fund												
Pres 16	BA:	110	120	125	130	134	138	142	146	150	154	158
Reest	OP:	25	17									
	OT:	119	119	124	129	133	137	141	145	149	153	157
Mar 15	BA:	110	120	125	130	134	138	142	146	150	154	158
Base	OP:	25	17									
	OT:	119	119	124	129	133	137	141	145	149	153	157
Orig	BA:	123	133	127	127	127	127	127	127	127	127	127
Pres	OP:	82	92									
	OT:	121	132	125	127	127	127	127	127	127	127	127
Reest -	BA:	0	0	0	0	0	0	0	0	0	0	0
Mar15	OP:	0	0									
	OT:	0	0	0	0	0	0	0	0	0	0	0
Reest -	BA:	-13	-13	-2	3	7	11	15	19	23	27	31
Orig	OP:	-57	-75									
	OT:	-2	-13	-1	2	6	10	14	18	22	26	30




Sorted by FUNC, SFUN, TID, SUB
 (amounts in millions)

		2015	2016	2017	2018	2019	2020	2021	2022	2023	2024	2025
COMMERCE AND HOUSING CREDIT (370)												
020 5590 0 2 376 BS01 24 68 10 A												
Sequester												
Pres 16	BA:	-7	0	0	0	0	0	0	0	0	0	0
Reest	OP:	-1	-3									
	OT:	-5	-3	0	0	0	0	0	0	0	0	0
Mar 15	BA:	-7	-8	0	0	0	0	0	0	0	0	0
Base	OP:	-1	-3									
	OT:	-5	-8	-3	0	0	0	0	0	0	0	0
Orig	BA:	0	0	0	0	0	0	0	0	0	0	0
Pres	OP:	0	0									
	OT:	0	0	0	0	0	0	0	0	0	0	0
Reest -	BA:	0	8	0	0	0	0	0	0	0	0	0
Mar15	OP:	0	0									
	OT:	0	5	3	0	0	0	0	0	0	0	0
Reest -	BA:	-7	0	0	0	0	0	0	0	0	0	0
Orig	OP:	-1	-3									
	OT:	-5	-3	0	0	0	0	0	0	0	0	0
020 5590 0 2 376 BS20 24 68 10 A												
Sequester												
Pop up												
Pres 16	BA:	8	7	0	0	0	0	0	0	0	0	0
Reest	OP:	0	3									
	OT:	5	7	3	0	0	0	0	0	0	0	0
Mar 15	BA:	8	7	8	0	0	0	0	0	0	0	0
Base	OP:	0	3									
	OT:	5	7	8	3	0	0	0	0	0	0	0
Orig	BA:	0	0	0	0	0	0	0	0	0	0	0
Pres	OP:	0	0									
	OT:	0	0	0	0	0	0	0	0	0	0	0
Reest -	BA:	0	0	-8	0	0	0	0	0	0	0	0
Mar15	OP:	0	0									
	OT:	0	0	-5	-3	0	0	0	0	0	0	0
Reest -	BA:	8	7	0	0	0	0	0	0	0	0	0
Orig	OP:	0	3									
	OT:	5	7	3	0	0	0	0	0	0	0	0



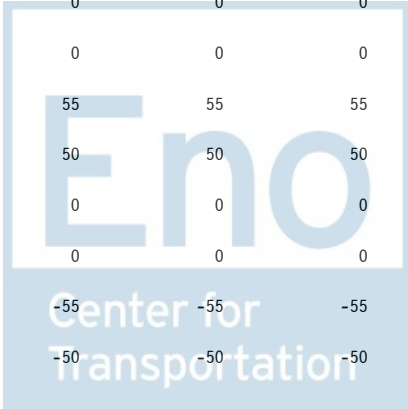
Sorted by FUNC, SFUN, TID, SUB
 (amounts in millions)

		2015	2016	2017	2018	2019	2020	2021	2022	2023	2024	2025
COMMERCE AND HOUSING CREDIT (370)												
Account Total for Financial Research Fund												
Pres 16	BA:	111	127	125	130	134	138	142	146	150	154	158
Reest	OP:	24	17									
	OT:	119	123	127	129	133	137	141	145	149	153	157
Mar 15	BA:	111	119	133	130	134	138	142	146	150	154	158
Base	OP:	24	17									
	OT:	119	118	129	132	133	137	141	145	149	153	157
Orig	BA:	123	133	127	127	127	127	127	127	127	127	127
Pres	OP:	82	92									
	OT:	121	132	125	127	127	127	127	127	127	127	127
Reest -	BA:	0	8	-8	0	0	0	0	0	0	0	0
Mar15	OP:	0	0									
	OT:	0	5	-2	-3	0	0	0	0	0	0	0
Reest -	BA:	-12	-6	-2	3	7	11	15	19	23	27	31
Orig	OP:	-58	-75									
	OT:	-2	-9	2	2	6	10	14	18	22	26	30
Fiscal Service												
Continued Dumping and Subsidy Offset												
020 5688 0 2 376 BA01 58 78 10 N												
Federal Fund												
Reclassified from 20-5688-02-751												
Pres 16	BA:	0	0	0	0	0	0	0	0	0	0	0
Reest	OP:	0	0									
	OT:	70	40	20	10	0	0	0	0	0	0	0
Mar 15	BA:	0	0	0	0	0	0	0	0	0	0	0
Base	OP:	0	0									
	OT:	70	40	20	10	0	0	0	0	0	0	0
Orig	BA:	72	55	55	55	55	55	55	55	55	55	55
Pres	OP:	65	50									
	OT:	65	50	50	50	50	50	50	50	50	50	50
Reest -	BA:	0	0	0	0	0	0	0	0	0	0	0
Mar15	OP:	0	0									
	OT:	0	0	0	0	0	0	0	0	0	0	0
Reest -	BA:	-72	-55	-55	-55	-55	-55	-55	-55	-55	-55	-55
Orig	OP:	-65	-50									
	OT:	5	-10	-30	-40	-50	-50	-50	-50	-50	-50	-50



Sorted by FUNC, SFUN, TID, SUB
 (amounts in millions)

		2015	2016	2017	2018	2019	2020	2021	2022	2023	2024	2025
COMMERCE AND HOUSING CREDIT (370)												
020 5688 0 2 376 BS01 58 78 10 A												
Sequester												
Pres 16	BA:	-6	0	0	0	0	0	0	0	0	0	0
Reest	OP:	0	0									
	OT:	-6	0	0	0	0	0	0	0	0	0	0
Mar 15	BA:	-6	-4	0	0	0	0	0	0	0	0	0
Base	OP:	0	0									
	OT:	-6	-4	0	0	0	0	0	0	0	0	0
Orig	BA:	0	0	0	0	0	0	0	0	0	0	0
Pres	OP:	0	0									
	OT:	0	0	0	0	0	0	0	0	0	0	0
Reest -	BA:	0	4	0	0	0	0	0	0	0	0	0
Mar15	OP:	0	0									
	OT:	0	4	0	0	0	0	0	0	0	0	0
Reest -	BA:	-6	0	0	0	0	0	0	0	0	0	0
Orig	OP:	0	0									
	OT:	-6	0	0	0	0	0	0	0	0	0	0
Account Total for Continued Dumping and Subsidy Offset												
Pres 16	BA:	-6	0	0	0	0	0	0	0	0	0	0
Reest	OP:	0	0									
	OT:	64	40	20	10	0	0	0	0	0	0	0
Mar 15	BA:	-6	-4	0	0	0	0	0	0	0	0	0
Base	OP:	0	0									
	OT:	64	36	20	10	0	0	0	0	0	0	0
Orig	BA:	72	55	55	55	55	55	55	55	55	55	55
Pres	OP:	65	50									
	OT:	65	50	50	50	50	50	50	50	50	50	50
Reest -	BA:	0	4	0	0	0	0	0	0	0	0	0
Mar15	OP:	0	0									
	OT:	0	4	0	0	0	0	0	0	0	0	0
Reest -	BA:	-78	-55	-55	-55	-55	-55	-55	-55	-55	-55	-55
Orig	OP:	-65	-50									
	OT:	-1	-10	-30	-40	-50	-50	-50	-50	-50	-50	-50



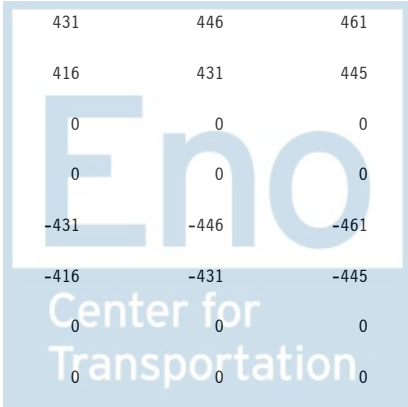
Sorted by FUNC, SFUN, TID, SUB
 (amounts in millions)

		2015	2016	2017	2018	2019	2020	2021	2022	2023	2024	2025
COMMERCE AND HOUSING CREDIT (370)												
Federal Communications Commission												
Federal Communications Commission												
Salaries and expenses												
027 0100 0 1 376 AA01 FS FS 03												
Appropriation												
to oversee the Universal Service Fund												
Pres 16	BA:	0	25	0	0	0	0	0	0	0	0	0
Reest	OP:	0	0									
	OT:	0	21	3	0	0	0	0	0	0	0	0
Mar 15	BA:	0	0	0	0	0	0	0	0	0	0	0
Base	OP:	0	0									
	OT:	0	0	0	0	0	0	0	0	0	0	0
Orig	BA:	0	0	0	0	0	0	0	0	0	0	0
Pres	OP:	0	0									
	OT:	0	0	0	0	0	0	0	0	0	0	0
Reest -	BA:	0	25	0	0	0	0	0	0	0	0	0
Mar15	OP:	0	0									
	OT:	0	21	3	0	0	0	0	0	0	0	0
Reest -	BA:	0	25	0	0	0	0	0	0	0	0	0
Orig	OP:	0	0									
	OT:	0	21	3	0	0	0	0	0	0	0	0




Sorted by FUNC, SFUN, TID, SUB
 (amounts in millions)

		2015	2016	2017	2018	2019	2020	2021	2022	2023	2024	2025
COMMERCE AND HOUSING CREDIT (370)												
027 0100 0 1 376 AA02 FS FS 03 0												
Appropriation												
Pres 16	BA:	-340	-388	0	0	0	0	0	0	0	0	0
Reest	OP:	0	0									
	OT:	-340	-388	0	0	0	0	0	0	0	0	0
Mar 15	BA:	-340	-350	-362	-375	-388	-402	-416	-431	-446	-461	-477
Base	OP:	0	0									
	OT:	-340	-350	-362	-375	-388	-402	-416	-431	-446	-461	-477
Orig	BA:	0	25	26	26	26	27	27	28	28	29	29
Pres	OP:	75	83									
	OT:	12	34	24	25	25	27	24	27	27	27	28
Reest -	BA:	0	-38	362	375	388	402	416	431	446	461	477
Mar15	OP:	0	0									
	OT:	0	-38	362	375	388	402	416	431	446	461	477
Reest -	BA:	-340	-413	-26	-26	-26	-27	-27	-28	-28	-29	-29
Orig	OP:	-75	-83									
	OT:	-352	-422	-24	-25	-25	-27	-24	-27	-27	-27	-28
027 0100 0 1 376 AA03 FS FS 03 0												
Appropriation												
Pres 16	BA:	340	388	0	0	0	0	0	0	0	0	0
Reest	OP:	45	52									
	OT:	334	382	56	4	0	0	0	0	0	0	0
Mar 15	BA:	340	350	362	375	388	402	416	431	446	461	477
Base	OP:	45	52									
	OT:	334	350	360	362	375	388	402	416	431	445	461
Orig	BA:	0	0	0	0	0	0	0	0	0	0	0
Pres	OP:	0	0									
	OT:	0	0	0	0	0	0	0	0	0	0	0
Reest -	BA:	0	38	-362	-375	-388	-402	-416	-431	-446	-461	-477
Mar15	OP:	0	0									
	OT:	0	32	-304	-358	-375	-388	-402	-416	-431	-445	-461
Reest -	BA:	340	388	0	0	0	0	0	0	0	0	0
Orig	OP:	45	52									
	OT:	334	382	56	4	0	0	0	0	0	0	0



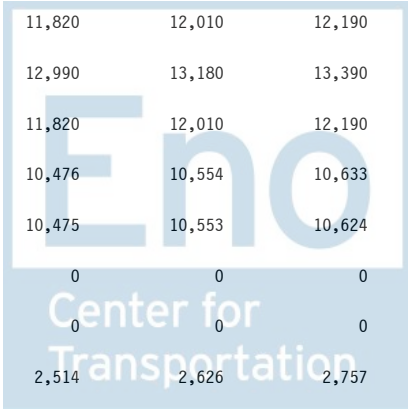
Sorted by FUNC, SFUN, TID, SUB
 (amounts in millions)

		2015	2016	2017	2018	2019	2020	2021	2022	2023	2024	2025
COMMERCE AND HOUSING CREDIT (370)												
Account Total for Salaries and expenses												
Pres 16	BA:	0	25	0	0	0	0	0	0	0	0	0
Reest	OP:	45	52									
	OT:	-6	15	59	4	0	0	0	0	0	0	0
Mar 15	BA:	0	0	0	0	0	0	0	0	0	0	0
Base	OP:	45	52									
	OT:	-6	0	-2	-13	-13	-14	-14	-15	-15	-16	-16
Orig	BA:	0	25	26	26	26	27	27	28	28	29	29
Pres	OP:	75	83									
	OT:	12	34	24	25	25	27	24	27	27	27	28
Reest -	BA:	0	25	0	0	0	0	0	0	0	0	0
Mar15	OP:	0	0									
	OT:	0	15	61	17	13	14	14	15	15	16	16
Reest -	BA:	0	0	-26	-26	-26	-27	-27	-28	-28	-29	-29
Orig	OP:	-30	-31									
	OT:	-18	-19	35	-21	-25	-27	-24	-27	-27	-27	-28
Spectrum auction program account												
027 0300 0 1 376 BA01 30 72 10 SD												
Federal Fund												
Pres 16	BA:	0	0	0	0	0	0	0	0	0	0	0
Reest	OP:	0	0									
	OT:	0	0	0	0	0	0	0	0	0	0	0
Mar 15	BA:	0	0	0	0	0	0	0	0	0	0	0
Base	OP:	0	0									
	OT:	0	0	0	0	0	0	0	0	0	0	0
Orig	BA:	0	0	0	0	0	0	0	0	0	0	0
Pres	OP:	2	0									
	OT:	2	0	0	0	0	0	0	0	0	0	0
Reest -	BA:	0	0	0	0	0	0	0	0	0	0	0
Mar15	OP:	0	0									
	OT:	0	0	0	0	0	0	0	0	0	0	0
Reest -	BA:	0	0	0	0	0	0	0	0	0	0	0
Orig	OP:	-2	0									
	OT:	-2	0	0	0	0	0	0	0	0	0	0




Sorted by FUNC, SFUN, TID, SUB
 (amounts in millions)

		2015	2016	2017	2018	2019	2020	2021	2022	2023	2024	2025
COMMERCE AND HOUSING CREDIT (370)												
Universal service fund												
027 5183 0 2 376 AA01 FS FS 03 CH												
Appropriation												
transfer to Federal Communications Commission												
Pres 16	BA:	0	-25	0	0	0	0	0	0	0	0	0
Reest	OP:	0	0									
	OT:	0	0	0	0	0	0	0	0	0	0	0
Mar 15	BA:	0	0	0	0	0	0	0	0	0	0	0
Base	OP:	0	0									
	OT:	0	0	0	0	0	0	0	0	0	0	0
Orig	BA:	0	-25	0	0	0	0	0	0	0	0	0
Pres	OP:	0	0									
	OT:	0	-10	-15	0	0	0	0	0	0	0	0
Reest -	BA:	0	-25	0	0	0	0	0	0	0	0	0
Mar15	OP:	0	0									
	OT:	0	0	0	0	0	0	0	0	0	0	0
Reest -	BA:	0	0	0	0	0	0	0	0	0	0	0
Orig	OP:	0	0									
	OT:	0	10	15	0	0	0	0	0	0	0	0
027 5183 0 2 376 BA01 30 72 10 N												
Federal Fund												
Pres 16	BA:	9,990	10,960	11,860	12,140	12,400	12,590	12,790	12,990	13,180	13,390	13,570
Reest	OP:	0	0									
	OT:	9,520	9,940	10,560	10,880	11,200	11,470	11,680	11,820	12,010	12,190	12,360
Mar 15	BA:	9,990	10,960	11,860	12,140	12,400	12,590	12,790	12,990	13,180	13,390	13,570
Base	OP:	0	0									
	OT:	9,520	9,940	10,560	10,880	11,200	11,470	11,680	11,820	12,010	12,190	12,360
Orig	BA:	9,672	9,876	9,967	10,071	10,170	10,274	10,380	10,476	10,554	10,633	10,715
Pres	OP:	5,296	6,336									
	OT:	9,528	11,027	10,793	10,381	10,179	10,245	10,365	10,475	10,553	10,624	10,714
Reest -	BA:	0	0	0	0	0	0	0	0	0	0	0
Mar15	OP:	0	0									
	OT:	0	0	0	0	0	0	0	0	0	0	0
Reest -	BA:	318	1,084	1,893	2,069	2,230	2,316	2,410	2,514	2,626	2,757	2,855
Orig	OP:	-5,296	-6,336									
	OT:	-8	-1,087	-233	499	1,021	1,225	1,315	1,345	1,457	1,566	1,646




Sorted by FUNC, SFUN, TID, SUB
 (amounts in millions)

		2015	2016	2017	2018	2019	2020	2021	2022	2023	2024	2025
COMMERCE AND HOUSING CREDIT (370)												
Account Total for Universal service fund												
Pres 16	BA:	9,990	10,935	11,860	12,140	12,400	12,590	12,790	12,990	13,180	13,390	13,570
Reest	OP:	0	0									
	OT:	9,520	9,940	10,560	10,880	11,200	11,470	11,680	11,820	12,010	12,190	12,360
Mar 15	BA:	9,990	10,960	11,860	12,140	12,400	12,590	12,790	12,990	13,180	13,390	13,570
Base	OP:	0	0									
	OT:	9,520	9,940	10,560	10,880	11,200	11,470	11,680	11,820	12,010	12,190	12,360
Orig	BA:	9,672	9,851	9,967	10,071	10,170	10,274	10,380	10,476	10,554	10,633	10,715
Pres	OP:	5,296	6,336									
	OT:	9,528	11,017	10,778	10,381	10,179	10,245	10,365	10,475	10,553	10,624	10,714
Reest -	BA:	0	-25	0	0	0	0	0	0	0	0	0
Mar15	OP:	0	0									
	OT:	0	0	0	0	0	0	0	0	0	0	0
Reest -	BA:	318	1,084	1,893	2,069	2,230	2,316	2,410	2,514	2,626	2,757	2,855
Orig	OP:	-5,296	-6,336									
	OT:	-8	-1,077	-218	499	1,021	1,225	1,315	1,345	1,457	1,566	1,646
TV Broadcaster Relocation Fund												
027 5610 0 2 376 BA01 30 72 10												
Federal Fund												
Pres 16	BA:	0	0	0	0	0	0	0	0	0	0	0
Reest	OP:	0	0									
	OT:	0	0	0	0	0	0	0	0	0	0	0
Mar 15	BA:	0	0	0	0	0	0	0	0	0	0	0
Base	OP:	0	0									
	OT:	0	0	0	0	0	0	0	0	0	0	0
Orig	BA:	0	1,000	0	600	150	0	0	0	0	0	0
Pres	OP:	0	0									
	OT:	0	100	900	600	150	0	0	0	0	0	0
Reest -	BA:	0	0	0	0	0	0	0	0	0	0	0
Mar15	OP:	0	0									
	OT:	0	0	0	0	0	0	0	0	0	0	0
Reest -	BA:	0	-1,000	0	-600	-150	0	0	0	0	0	0
Orig	OP:	0	0									
	OT:	0	-100	-900	-600	-150	0	0	0	0	0	0



Sorted by FUNC, SFUN, TID, SUB
 (amounts in millions)

		2015	2016	2017	2018	2019	2020	2021	2022	2023	2024	2025
COMMERCE AND HOUSING CREDIT (370)												
027 5610 0 2 376 BS01 30 72 10 A												
Sequester												
Pres 16	BA:	0	0	0	0	0	0	0	0	0	0	0
Reest	OP:	0	0									
	OT:	0	0	0	0	0	0	0	0	0	0	0
Mar 15	BA:	0	-68	0	0	0	0	0	0	0	0	0
Base	OP:	0	0									
	OT:	0	0	0	0	0	0	0	0	0	0	0
Orig	BA:	0	0	0	0	0	0	0	0	0	0	0
Pres	OP:	0	0									
	OT:	0	0	0	0	0	0	0	0	0	0	0
Reest -	BA:	0	68	0	0	0	0	0	0	0	0	0
Mar15	OP:	0	0									
	OT:	0	0	0	0	0	0	0	0	0	0	0
Reest -	BA:	0	0	0	0	0	0	0	0	0	0	0
Orig	OP:	0	0									
	OT:	0	0	0	0	0	0	0	0	0	0	0
Account Total for TV Broadcaster Relocation Fund												
Pres 16	BA:	0	0	0	0	0	0	0	0	0	0	0
Reest	OP:	0	0									
	OT:	0	0	0	0	0	0	0	0	0	0	0
Mar 15	BA:	0	-68	0	0	0	0	0	0	0	0	0
Base	OP:	0	0									
	OT:	0	0	0	0	0	0	0	0	0	0	0
Orig	BA:	0	1,000	0	600	150	0	0	0	0	0	0
Pres	OP:	0	0									
	OT:	0	100	900	600	150	0	0	0	0	0	0
Reest -	BA:	0	68	0	0	0	0	0	0	0	0	0
Mar15	OP:	0	0									
	OT:	0	0	0	0	0	0	0	0	0	0	0
Reest -	BA:	0	-1,000	0	-600	-150	0	0	0	0	0	0
Orig	OP:	0	0									
	OT:	0	-100	-900	-600	-150	0	0	0	0	0	0



Sorted by FUNC, SFUN, TID, SUB
 (amounts in millions)

		2015	2016	2017	2018	2019	2020	2021	2022	2023	2024	2025
COMMERCE AND HOUSING CREDIT (370)												
FCC Receipts (Application Fees)												
027 9990 8 1 376 CB01 XX XX 20 1												
Offsetting Receipts												
Pres 16	BA:	-23	-23	-23	-23	-23	-23	-23	-23	-23	-23	-23
Reest	OP:	0	0									
	OT:	-23	-23	-23	-23	-23	-23	-23	-23	-23	-23	-23
Mar 15	BA:	-23	-23	-23	-23	-23	-23	-23	-23	-23	-23	-23
Base	OP:	0	0									
	OT:	-23	-23	-23	-23	-23	-23	-23	-23	-23	-23	-23
Orig	BA:	-23	-23	-23	-23	-23	-23	-23	-23	-23	-23	-23
Pres	OP:	0	0									
	OT:	-23	-23	-23	-23	-23	-23	-23	-23	-23	-23	-23
Reest -	BA:	0	0	0	0	0	0	0	0	0	0	0
Mar15	OP:	0	0									
	OT:	0	0	0	0	0	0	0	0	0	0	0
Reest -	BA:	0	0	0	0	0	0	0	0	0	0	0
Orig	OP:	0	0									
	OT:	0	0	0	0	0	0	0	0	0	0	0



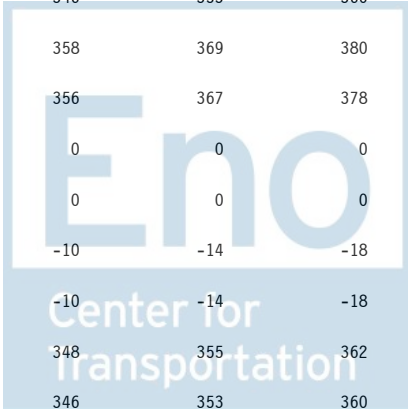
Sorted by FUNC, SFUN, TID, SUB
 (amounts in millions)

		2015	2016	2017	2018	2019	2020	2021	2022	2023	2024	2025
COMMERCE AND HOUSING CREDIT (370)												
Federal Trade Commission												
Federal Trade Commission												
Salaries and expenses												
029 0100 0 1 376 AA01 FS FS 03 0												
Appropriation												
Do not call fees												
Pres 16	BA:	-14	-14	-15	-15	-16	-16	-17	-17	-18	-18	-18
Reest	OP:	0	0									
	OT:	-14	-14	-15	-15	-16	-16	-17	-17	-18	-18	-18
Mar 15	BA:	-14	-14	-15	-15	-16	-16	-17	-17	-18	-18	-19
Base	OP:	0	0									
	OT:	-14	-14	-15	-15	-16	-16	-17	-17	-18	-18	-19
Orig	BA:	174	192	131	134	135	136	139	142	145	148	151
Pres	OP:	122	99									
	OT:	199	196	78	131	131	134	135	139	142	145	148
Reest -	BA:	0	0	0	0	0	0	0	0	0	0	1
Mar15	OP:	0	0									
	OT:	0	0	0	0	0	0	0	0	0	0	1
Reest -	BA:	-188	-206	-146	-149	-151	-152	-156	-159	-163	-166	-169
Orig	OP:	-122	-99									
	OT:	-213	-210	-93	-146	-147	-150	-152	-156	-160	-163	-166



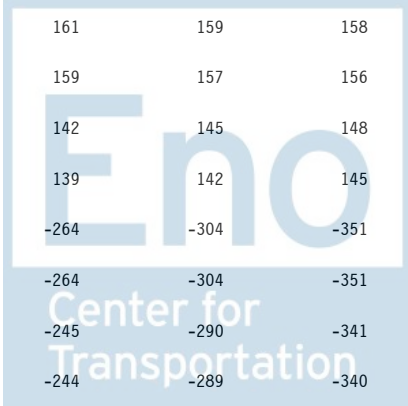
Sorted by FUNC, SFUN, TID, SUB
 (amounts in millions)

		2015	2016	2017	2018	2019	2020	2021	2022	2023	2024	2025
COMMERCE AND HOUSING CREDIT (370)												
029 0100 0 1 376 AA02 FS FS 03 A												
Appropriation												
HSR Fees												
Pres 16	BA:	-116	-124	-132	-140	-149	-159	-169	-180	-192	-204	-214
Reest	OP:	0	0									
	OT:	-116	-124	-132	-140	-149	-159	-169	-180	-192	-204	-214
Mar 15	BA:	-116	-124	-132	-140	-149	-159	-169	-180	-192	-204	-214
Base	OP:	0	0									
	OT:	-116	-124	-132	-140	-149	-159	-169	-180	-192	-204	-214
Orig	BA:	0	0	0	0	0	0	0	0	0	0	0
Pres	OP:	0	0									
	OT:	0	0	0	0	0	0	0	0	0	0	0
Reest -	BA:	0	0	0	0	0	0	0	0	0	0	0
Mar15	OP:	0	0									
	OT:	0	0	0	0	0	0	0	0	0	0	0
Reest -	BA:	-116	-124	-132	-140	-149	-159	-169	-180	-192	-204	-214
Orig	OP:	0	0									
	OT:	-116	-124	-132	-140	-149	-159	-169	-180	-192	-204	-214
029 0100 0 1 376 AA03 FS FS 03 0												
Appropriation												
Pres 16	BA:	293	309	317	324	329	333	341	348	355	362	369
Reest	OP:	80	74									
	OT:	309	315	315	322	328	332	339	346	353	360	367
Mar 15	BA:	293	300	309	318	328	338	348	358	369	380	391
Base	OP:	80	74									
	OT:	309	308	307	316	326	336	346	356	367	378	389
Orig	BA:	0	0	0	0	0	0	0	0	0	0	0
Pres	OP:	0	0									
	OT:	0	0	0	0	0	0	0	0	0	0	0
Reest -	BA:	0	9	8	6	1	-5	-7	-10	-14	-18	-22
Mar15	OP:	0	0									
	OT:	0	7	8	6	2	-4	-7	-10	-14	-18	-22
Reest -	BA:	293	309	317	324	329	333	341	348	355	362	369
Orig	OP:	80	74									
	OT:	309	315	315	322	328	332	339	346	353	360	367



Sorted by FUNC, SFUN, TID, SUB
 (amounts in millions)

		2015	2016	2017	2018	2019	2020	2021	2022	2023	2024	2025
COMMERCE AND HOUSING CREDIT (370)												
029 0100 0 1 376 AC01 FS FS 03												
Appropriation - Existing Law Change												
Proposed new fee structure beginning FY17												
Pres 16	BA:	0	0	-86	-146	-169	-195	-223	-254	-290	-333	-371
Reest	OP:	0	0									
	OT:	0	0	-86	-146	-169	-195	-223	-254	-290	-333	-371
Mar 15	BA:	0	0	0	0	0	0	0	0	0	0	0
Base	OP:	0	0									
	OT:	0	0	0	0	0	0	0	0	0	0	0
Orig	BA:	0	0	0	0	0	0	0	0	0	0	0
Pres	OP:	0	0									
	OT:	0	0	0	0	0	0	0	0	0	0	0
Reest -	BA:	0	0	-86	-146	-169	-195	-223	-254	-290	-333	-371
Mar15	OP:	0	0									
	OT:	0	0	-86	-146	-169	-195	-223	-254	-290	-333	-371
Reest -	BA:	0	0	-86	-146	-169	-195	-223	-254	-290	-333	-371
Orig	OP:	0	0									
	OT:	0	0	-86	-146	-169	-195	-223	-254	-290	-333	-371
Account Total for Salaries and expenses												
Pres 16	BA:	163	171	84	23	-5	-37	-68	-103	-145	-193	-234
Reest	OP:	80	74									
	OT:	179	177	82	21	-6	-38	-70	-105	-147	-195	-236
Mar 15	BA:	163	162	162	163	163	163	162	161	159	158	158
Base	OP:	80	74									
	OT:	179	170	160	161	161	161	160	159	157	156	156
Orig	BA:	174	192	131	134	135	136	139	142	145	148	151
Pres	OP:	122	99									
	OT:	199	196	78	131	131	134	135	139	142	145	148
Reest -	BA:	0	9	-78	-140	-168	-200	-230	-264	-304	-351	-392
Mar15	OP:	0	0									
	OT:	0	7	-78	-140	-167	-199	-230	-264	-304	-351	-392
Reest -	BA:	-11	-21	-47	-111	-140	-173	-207	-245	-290	-341	-385
Orig	OP:	-42	-25									
	OT:	-20	-19	4	-110	-137	-172	-205	-244	-289	-340	-384



Sorted by FUNC, SFUN, TID, SUB
 (amounts in millions)

	2015	2016	2017	2018	2019	2020	2021	2022	2023	2024	2025
COMMERCE AND HOUSING CREDIT (370)											
General Services Administration											
General Activities											
Federal Citizen Services Fund											
047 4549 0 4 376 AA01 FS FS 03 0											
Appropriation											
Pres 16 BA:	53	58	59	60	61	62	63	64	65	67	68
Reest OP:	3	4									
OT:	52	57	59	60	61	62	63	64	65	67	68
Mar 15 BA:	53	54	56	57	59	61	63	64	66	68	70
Base OP:	3	4									
OT:	52	54	56	57	59	61	63	64	66	68	70
Orig BA:	53	58	59	60	61	62	63	64	65	67	68
Pres OP:	4	9									
OT:	57	67	59	60	61	62	63	64	65	67	68
Reest - BA:	0	4	3	3	2	1	0	0	-1	-1	-2
Mar15 OP:	0	0									
OT:	0	3	3	3	2	1	0	0	-1	-1	-2
Reest - BA:	0	0	0	0	0	0	0	0	0	0	0
Orig OP:	-1	-5									
OT:	-5	-10	0	0	0	0	0	0	0	0	0



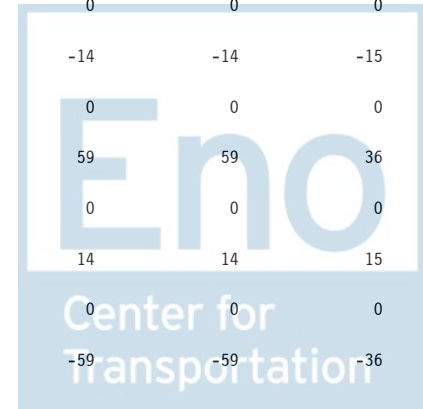
Sorted by FUNC, SFUN, TID, SUB
 (amounts in millions)

	2015	2016	2017	2018	2019	2020	2021	2022	2023	2024	2025
COMMERCE AND HOUSING CREDIT (370)											
Securities and Exchange Commission											
Securities and Exchange Commission											
Salaries and expenses											
050 0100 0 1 376 AA02 FS FS 03 0											
Appropriation											
Pres 16 BA:	-1,500	-1,722	0	0	0	0	0	0	0	0	0
Reest OP:	0	0									
OT:	-1,500	-1,722	0	0	0	0	0	0	0	0	0
Mar 15 BA:	-1,500	-1,546	-1,597	-1,654	-1,713	-1,774	-1,836	-1,900	-1,965	-2,032	-2,101
Base OP:	0	0									
OT:	-1,500	-1,546	-1,597	-1,654	-1,713	-1,774	-1,836	-1,900	-1,965	-2,032	-2,101
Orig BA:	0	0	0	0	0	0	0	0	0	0	0
Pres OP:	267	300									
OT:	32	43	60	60	62	62	60	59	59	36	-6
Reest - BA:	0	-176	1,597	1,654	1,713	1,774	1,836	1,900	1,965	2,032	2,101
Mar15 OP:	0	0									
OT:	0	-176	1,597	1,654	1,713	1,774	1,836	1,900	1,965	2,032	2,101
Reest - BA:	-1,500	-1,722	0	0	0	0	0	0	0	0	0
Orig OP:	-267	-300									
OT:	-1,532	-1,765	-60	-60	-62	-62	-60	-59	-59	-36	6




Sorted by FUNC, SFUN, TID, SUB
 (amounts in millions)

		2015	2016	2017	2018	2019	2020	2021	2022	2023	2024	2025
COMMERCE AND HOUSING CREDIT (370)												
050 0100 0 1 376 AA03 FS FS 03 0												
Appropriation												
Pres 16	BA:	1,500	1,722	0	0	0	0	0	0	0	0	0
Reest	OP:	300	430									
	OT:	1,470	1,773	429	50	0	0	0	0	0	0	0
Mar 15	BA:	1,500	1,546	1,597	1,654	1,713	1,774	1,836	1,900	1,965	2,032	2,101
Base	OP:	300	430									
	OT:	1,470	1,636	1,636	1,691	1,700	1,761	1,822	1,886	1,951	2,017	2,086
Orig	BA:	0	0	0	0	0	0	0	0	0	0	0
Pres	OP:	0	0									
	OT:	0	0	0	0	0	0	0	0	0	0	0
Reest -	BA:	0	176	-1,597	-1,654	-1,713	-1,774	-1,836	-1,900	-1,965	-2,032	-2,101
Mar15	OP:	0	0									
	OT:	0	137	-1,207	-1,641	-1,700	-1,761	-1,822	-1,886	-1,951	-2,017	-2,086
Reest -	BA:	1,500	1,722	0	0	0	0	0	0	0	0	0
Orig	OP:	300	430									
	OT:	1,470	1,773	429	50	0	0	0	0	0	0	0
Account Total for Salaries and expenses												
Pres 16	BA:	0	0	0	0	0	0	0	0	0	0	0
Reest	OP:	300	430									
	OT:	-30	51	429	50	0	0	0	0	0	0	0
Mar 15	BA:	0	0	0	0	0	0	0	0	0	0	0
Base	OP:	300	430									
	OT:	-30	90	39	37	-13	-13	-14	-14	-14	-15	-15
Orig	BA:	0	0	0	0	0	0	0	0	0	0	0
Pres	OP:	267	300									
	OT:	32	43	60	60	62	62	60	59	59	36	-6
Reest -	BA:	0	0	0	0	0	0	0	0	0	0	0
Mar15	OP:	0	0									
	OT:	0	-39	390	13	13	13	14	14	14	15	15
Reest -	BA:	0	0	0	0	0	0	0	0	0	0	0
Orig	OP:	33	130									
	OT:	-62	8	369	-10	-62	-62	-60	-59	-59	-36	6




Sorted by FUNC, SFUN, TID, SUB
 (amounts in millions)

		2015	2016	2017	2018	2019	2020	2021	2022	2023	2024	2025
COMMERCE AND HOUSING CREDIT (370)												
Securities and Exchange Commission Reserve Fund												
050 5566 0 2 376 BA01 24 68 10 0												
Federal Fund												
Pres 16	BA:	50	50	50	50	50	50	50	50	50	50	50
Reest	OP:	50	35									
	OT:	75	60	50	50	50	50	50	50	50	50	50
Mar 15	BA:	50	50	50	50	50	50	50	50	50	50	50
Base	OP:	50	35									
	OT:	75	60	50	50	50	50	50	50	50	50	50
Orig	BA:	50	75	50	50	50	50	50	50	50	50	50
Pres	OP:	60	24									
	OT:	82	55	62	55	50	50	50	50	50	50	50
Reest -	BA:	0	0	0	0	0	0	0	0	0	0	0
Mar15	OP:	0	0									
	OT:	0	0	0	0	0	0	0	0	0	0	0
Reest -	BA:	0	-25	0	0	0	0	0	0	0	0	0
Orig	OP:	-10	11									
	OT:	-7	5	-12	-5	0	0	0	0	0	0	0
050 5566 0 2 376 BA02 24 68 10 A												
Federal Fund												
Temporary rescission, rebased												
Pres 16	BA:	0	25	0	0	0	0	0	0	0	0	0
Reest	OP:	-16	0									
	OT:	-16	9	16	0	0	0	0	0	0	0	0
Mar 15	BA:	0	25	0	0	0	0	0	0	0	0	0
Base	OP:	-16	0									
	OT:	-16	9	16	0	0	0	0	0	0	0	0
Orig	BA:	0	0	0	0	0	0	0	0	0	0	0
Pres	OP:	0	0									
	OT:	0	0	0	0	0	0	0	0	0	0	0
Reest -	BA:	0	0	0	0	0	0	0	0	0	0	0
Mar15	OP:	0	0									
	OT:	0	0	0	0	0	0	0	0	0	0	0
Reest -	BA:	0	25	0	0	0	0	0	0	0	0	0
Orig	OP:	-16	0									
	OT:	-16	9	16	0	0	0	0	0	0	0	0




Sorted by FUNC, SFUN, TID, SUB
 (amounts in millions)

		2015	2016	2017	2018	2019	2020	2021	2022	2023	2024	2025
COMMERCE AND HOUSING CREDIT (370)												
050 5566 0 2 376 BS01 24 68 10 A												
Sequester												
Pres 16	BA:	-4	0	0	0	0	0	0	0	0	0	0
Reest	OP:	-2	-2									
	OT:	-4	-2	0	0	0	0	0	0	0	0	0
Mar 15	BA:	-4	-5	0	0	0	0	0	0	0	0	0
Base	OP:	-2	-2									
	OT:	-4	-5	-2	0	0	0	0	0	0	0	0
Orig	BA:	0	0	0	0	0	0	0	0	0	0	0
Pres	OP:	0	0									
	OT:	0	0	0	0	0	0	0	0	0	0	0
Reest -	BA:	0	5	0	0	0	0	0	0	0	0	0
Mar15	OP:	0	0									
	OT:	0	3	2	0	0	0	0	0	0	0	0
Reest -	BA:	-4	0	0	0	0	0	0	0	0	0	0
Orig	OP:	-2	-2									
	OT:	-4	-2	0	0	0	0	0	0	0	0	0
050 5566 0 2 376 BS20 24 68 10 A												
Sequester												
Pop up												
Pres 16	BA:	5	4	0	0	0	0	0	0	0	0	0
Reest	OP:	0	2									
	OT:	3	4	2	0	0	0	0	0	0	0	0
Mar 15	BA:	5	4	5	0	0	0	0	0	0	0	0
Base	OP:	0	2									
	OT:	3	4	5	2	0	0	0	0	0	0	0
Orig	BA:	0	0	0	0	0	0	0	0	0	0	0
Pres	OP:	0	0									
	OT:	0	0	0	0	0	0	0	0	0	0	0
Reest -	BA:	0	0	-5	0	0	0	0	0	0	0	0
Mar15	OP:	0	0									
	OT:	0	0	-3	-2	0	0	0	0	0	0	0
Reest -	BA:	5	4	0	0	0	0	0	0	0	0	0
Orig	OP:	0	2									
	OT:	3	4	2	0	0	0	0	0	0	0	0



Sorted by FUNC, SFUN, TID, SUB
 (amounts in millions)

		2015	2016	2017	2018	2019	2020	2021	2022	2023	2024	2025
COMMERCE AND HOUSING CREDIT (370)												
Account Total for Securities and Exchange Commission Reserve Fund												
Pres 16	BA:	51	79	50	50	50	50	50	50	50	50	50
Reest	OP:	32	35		50	50	50	50	50	50	50	50
	OT:	58	71	68	50	50	50	50	50	50	50	50
Mar 15	BA:	51	74	55	50	50	50	50	50	50	50	50
Base	OP:	32	35		52	50	50	50	50	50	50	50
	OT:	58	68	69	52	50	50	50	50	50	50	50
Orig	BA:	50	75	50	50	50	50	50	50	50	50	50
Pres	OP:	60	24		55	50	50	50	50	50	50	50
	OT:	82	55	62	55	50	50	50	50	50	50	50
Reest -	BA:	0	5	-5	0	0	0	0	0	0	0	0
Mar15	OP:	0	0		-2	0	0	0	0	0	0	0
	OT:	0	3	-1	-2	0	0	0	0	0	0	0
Reest -	BA:	1	4	0	0	0	0	0	0	0	0	0
Orig	OP:	-28	11		-5	0	0	0	0	0	0	0
	OT:	-24	16	6	-5	0	0	0	0	0	0	0
Investor Protection Fund												
050 5567 0 2 376 BA01 24 68 10 1												
Federal Fund												
Pres 16	BA:	0	0	0	0	0	0	0	0	0	0	0
Reest	OP:	50	20		20	20	20	20	20	20	20	20
	OT:	50	20	20	20	20	20	20	20	20	20	20
Mar 15	BA:	0	0	0	0	0	0	0	0	0	0	0
Base	OP:	50	20		20	20	20	20	20	20	20	20
	OT:	50	20	20	20	20	20	20	20	20	20	20
Orig	BA:	6	0	0	0	0	0	0	0	0	0	0
Pres	OP:	45	28		28	28	28	28	28	28	28	28
	OT:	51	28	28	28	28	28	28	28	28	28	28
Reest -	BA:	0	0	0	0	0	0	0	0	0	0	0
Mar15	OP:	0	0		0	0	0	0	0	0	0	0
	OT:	0	0	0	0	0	0	0	0	0	0	0
Reest -	BA:	-6	0	0	0	0	0	0	0	0	0	0
Orig	OP:	5	-8		-8	-8	-8	-8	-8	-8	-8	-8
	OT:	-1	-8	-8	-8	-8	-8	-8	-8	-8	-8	-8



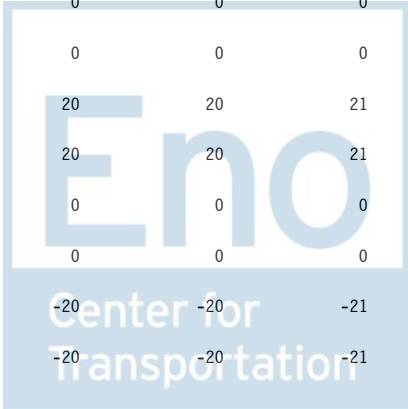
Sorted by FUNC, SFUN, TID, SUB
 (amounts in millions)

	2015	2016	2017	2018	2019	2020	2021	2022	2023	2024	2025
COMMERCE AND HOUSING CREDIT (370)											
Department of Homeland Security											
U.S. Customs and Border Protection											
Payments to Wool Manufacturers											
070 5533 0 2 376 BA02 58 78 10											
Federal Fund											
Pres 16 BA:	0	0	0	0	0	0	0	0	0	0	0
Reest OP:	0	0									
OT:	0	0	0	0	0	0	0	0	0	0	0
Mar 15 BA:	0	0	0	0	0	0	0	0	0	0	0
Base OP:	0	0									
OT:	0	0	0	0	0	0	0	0	0	0	0
Orig BA:	16	17	18	18	18	19	19	20	20	21	21
Pres OP:	0	0									
OT:	16	17	18	18	18	19	19	20	20	21	21
Reest - BA:	0	0	0	0	0	0	0	0	0	0	0
Mar15 OP:	0	0									
OT:	0	0	0	0	0	0	0	0	0	0	0
Reest - BA:	-16	-17	-18	-18	-18	-19	-19	-20	-20	-21	-21
Orig OP:	0	0									
OT:	-16	-17	-18	-18	-18	-19	-19	-20	-20	-21	-21



Sorted by FUNC, SFUN, TID, SUB
 (amounts in millions)

		2015	2016	2017	2018	2019	2020	2021	2022	2023	2024	2025
COMMERCE AND HOUSING CREDIT (370)												
070 5533 0 2 376 BS01 58 78 10 A												
Sequester												
Pres 16	BA:	-1	0	0	0	0	0	0	0	0	0	0
Reest	OP:	0	0									
	OT:	0	0	0	0	0	0	0	0	0	0	0
Mar 15	BA:	-1	0	0	0	0	0	0	0	0	0	0
Base	OP:	0	0									
	OT:	0	0	0	0	0	0	0	0	0	0	0
Orig	BA:	0	0	0	0	0	0	0	0	0	0	0
Pres	OP:	0	0									
	OT:	0	0	0	0	0	0	0	0	0	0	0
Reest -	BA:	0	0	0	0	0	0	0	0	0	0	0
Mar15	OP:	0	0									
	OT:	0	0	0	0	0	0	0	0	0	0	0
Reest -	BA:	-1	0	0	0	0	0	0	0	0	0	0
Orig	OP:	0	0									
	OT:	0	0	0	0	0	0	0	0	0	0	0
Account Total for Payments to Wool Manufacturers												
Pres 16	BA:	-1	0	0	0	0	0	0	0	0	0	0
Reest	OP:	0	0									
	OT:	0	0	0	0	0	0	0	0	0	0	0
Mar 15	BA:	-1	0	0	0	0	0	0	0	0	0	0
Base	OP:	0	0									
	OT:	0	0	0	0	0	0	0	0	0	0	0
Orig	BA:	16	17	18	18	18	19	19	20	20	21	21
Pres	OP:	0	0									
	OT:	16	17	18	18	18	19	19	20	20	21	21
Reest -	BA:	0	0	0	0	0	0	0	0	0	0	0
Mar15	OP:	0	0									
	OT:	0	0	0	0	0	0	0	0	0	0	0
Reest -	BA:	-17	-17	-18	-18	-18	-19	-19	-20	-20	-21	-21
Orig	OP:	0	0									
	OT:	-16	-17	-18	-18	-18	-19	-19	-20	-20	-21	-21



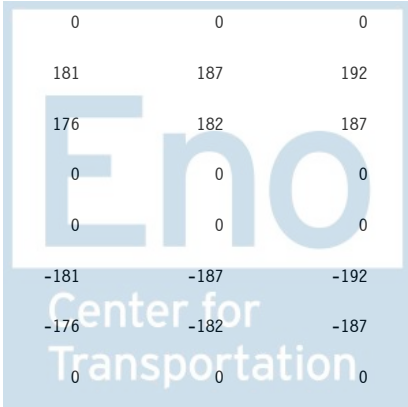
Sorted by FUNC, SFUN, TID, SUB
 (amounts in millions)

	2015	2016	2017	2018	2019	2020	2021	2022	2023	2024	2025
COMMERCE AND HOUSING CREDIT (370)											
Small Business Administration											
Small Business Administration											
Salaries and expenses											
073 0100 0 1 376 AA01 FS FS 03 0											
Appropriation											
Pres 16 BA:	257	282	288	293	296	299	305	312	317	324	330
Reest OP:	130	91									
OT:	328	308	297	286	289	292	297	304	309	316	322
Mar 15 BA:	257	264	271	279	288	296	305	315	324	334	344
Base OP:	130	91									
OT:	328	294	281	271	280	288	297	306	315	325	334
Orig BA:	257	282	288	293	296	299	305	312	317	324	330
Pres OP:	233	212									
OT:	288	279	280	288	293	296	300	307	311	317	324
Reest - BA:	0	18	17	14	8	3	0	-3	-7	-10	-14
Mar15 OP:	0	0									
OT:	0	14	16	15	9	4	0	-2	-6	-9	-12
Reest - BA:	0	0	0	0	0	0	0	0	0	0	0
Orig OP:	-103	-121									
OT:	40	29	17	-2	-4	-4	-3	-3	-2	-1	-2



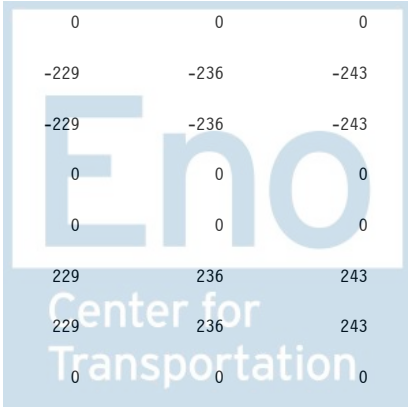
Sorted by FUNC, SFUN, TID, SUB
 (amounts in millions)

		2015	2016	2017	2018	2019	2020	2021	2022	2023	2024	2025
COMMERCE AND HOUSING CREDIT (370)												
073 0100 0 1 376 AA04 FS FS 03 0												
Appropriation												
Business loan expense transfer												
Pres 16	BA:	-148	-153	0	0	0	0	0	0	0	0	0
Reest	OP:	0	0									
	OT:	-148	-153	0	0	0	0	0	0	0	0	0
Mar 15	BA:	-148	-152	-156	-161	-166	-171	-176	-181	-187	-192	-198
Base	OP:	0	0									
	OT:	-148	-152	-156	-161	-166	-171	-176	-181	-187	-192	-198
Orig	BA:	0	0	0	0	0	0	0	0	0	0	0
Pres	OP:	0	0									
	OT:	0	0	0	0	0	0	0	0	0	0	0
Reest -	BA:	0	-1	156	161	166	171	176	181	187	192	198
Mar15	OP:	0	0									
	OT:	0	-1	156	161	166	171	176	181	187	192	198
Reest -	BA:	-148	-153	0	0	0	0	0	0	0	0	0
Orig	OP:	0	0									
	OT:	-148	-153	0	0	0	0	0	0	0	0	0
073 0100 0 1 376 AA05 FS FS 03 0												
Appropriation												
Business loan expense spend												
Pres 16	BA:	148	153	0	0	0	0	0	0	0	0	0
Reest	OP:	0	24									
	OT:	114	142	30	8	2	0	0	0	0	0	0
Mar 15	BA:	148	152	156	161	166	171	176	181	187	192	198
Base	OP:	0	24									
	OT:	114	141	150	156	161	166	171	176	182	187	192
Orig	BA:	0	0	0	0	0	0	0	0	0	0	0
Pres	OP:	0	0									
	OT:	0	0	0	0	0	0	0	0	0	0	0
Reest -	BA:	0	1	-156	-161	-166	-171	-176	-181	-187	-192	-198
Mar15	OP:	0	0									
	OT:	0	1	-120	-148	-159	-166	-171	-176	-182	-187	-192
Reest -	BA:	148	153	0	0	0	0	0	0	0	0	0
Orig	OP:	0	24									
	OT:	114	142	30	8	2	0	0	0	0	0	0




Sorted by FUNC, SFUN, TID, SUB
 (amounts in millions)

		2015	2016	2017	2018	2019	2020	2021	2022	2023	2024	2025
COMMERCE AND HOUSING CREDIT (370)												
073 0100 0 1 376 AA06 FS FS 03 0												
Appropriation												
Disaster loan expense spend, regular												
Pres 16	BA:	187	28	0	0	0	0	0	0	0	0	0
Reest	OP:	0	30									
	OT:	144	52	14	5	1	0	0	0	0	0	0
Mar 15	BA:	187	192	197	203	209	216	222	229	236	243	250
Base	OP:	0	30									
	OT:	144	178	192	201	207	214	220	227	234	241	248
Orig	BA:	0	0	0	0	0	0	0	0	0	0	0
Pres	OP:	0	0									
	OT:	0	0	0	0	0	0	0	0	0	0	0
Reest -	BA:	0	-164	-197	-203	-209	-216	-222	-229	-236	-243	-250
Mar15	OP:	0	0									
	OT:	0	-126	-178	-196	-206	-214	-220	-227	-234	-241	-248
Reest -	BA:	187	28	0	0	0	0	0	0	0	0	0
Orig	OP:	0	30									
	OT:	144	52	14	5	1	0	0	0	0	0	0
073 0100 0 1 376 AA07 FS FS 03 0												
Appropriation												
Disaster loan expense transfer, regular												
Pres 16	BA:	-187	-28	0	0	0	0	0	0	0	0	0
Reest	OP:	0	0									
	OT:	-187	-28	0	0	0	0	0	0	0	0	0
Mar 15	BA:	-187	-192	-197	-203	-209	-216	-222	-229	-236	-243	-250
Base	OP:	0	0									
	OT:	-187	-192	-197	-203	-209	-216	-222	-229	-236	-243	-250
Orig	BA:	0	0	0	0	0	0	0	0	0	0	0
Pres	OP:	0	0									
	OT:	0	0	0	0	0	0	0	0	0	0	0
Reest -	BA:	0	164	197	203	209	216	222	229	236	243	250
Mar15	OP:	0	0									
	OT:	0	164	197	203	209	216	222	229	236	243	250
Reest -	BA:	-187	-28	0	0	0	0	0	0	0	0	0
Orig	OP:	0	0									
	OT:	-187	-28	0	0	0	0	0	0	0	0	0



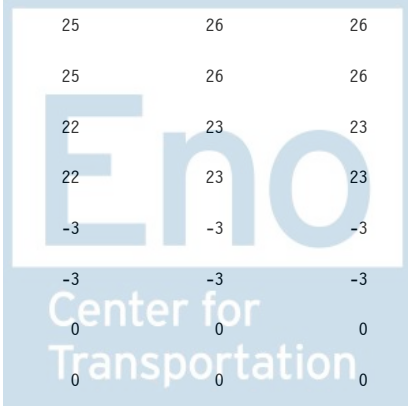
Sorted by FUNC, SFUN, TID, SUB
 (amounts in millions)

		2015	2016	2017	2018	2019	2020	2021	2022	2023	2024	2025
COMMERCE AND HOUSING CREDIT (370)												
073 0100 0 1 376 AA08 FS FS 03 DIS												
Appropriation												
Disaster loan expense transfer, DIS												
Pres 16	BA:	0	-159	0	0	0	0	0	0	0	0	0
Reest	OP:	0	0									
	OT:	0	-159	0	0	0	0	0	0	0	0	0
Mar 15	BA:	0	0	0	0	0	0	0	0	0	0	0
Base	OP:	0	0									
	OT:	0	0	0	0	0	0	0	0	0	0	0
Orig	BA:	0	0	0	0	0	0	0	0	0	0	0
Pres	OP:	0	0									
	OT:	0	0	0	0	0	0	0	0	0	0	0
Reest -	BA:	0	-159	0	0	0	0	0	0	0	0	0
Mar15	OP:	0	0									
	OT:	0	-159	0	0	0	0	0	0	0	0	0
Reest -	BA:	0	-159	0	0	0	0	0	0	0	0	0
Orig	OP:	0	0									
	OT:	0	-159	0	0	0	0	0	0	0	0	0
073 0100 0 1 376 AA09 FS FS 03 DIS												
Appropriation												
Disaster loan expense spend, DIS												
Pres 16	BA:	0	159	0	0	0	0	0	0	0	0	0
Reest	OP:	0	0									
	OT:	0	122	25	8	3	0	0	0	0	0	0
Mar 15	BA:	0	0	0	0	0	0	0	0	0	0	0
Base	OP:	0	0									
	OT:	0	0	0	0	0	0	0	0	0	0	0
Orig	BA:	0	0	0	0	0	0	0	0	0	0	0
Pres	OP:	0	0									
	OT:	0	0	0	0	0	0	0	0	0	0	0
Reest -	BA:	0	159	0	0	0	0	0	0	0	0	0
Mar15	OP:	0	0									
	OT:	0	122	25	8	3	0	0	0	0	0	0
Reest -	BA:	0	159	0	0	0	0	0	0	0	0	0
Orig	OP:	0	0									
	OT:	0	122	25	8	3	0	0	0	0	0	0



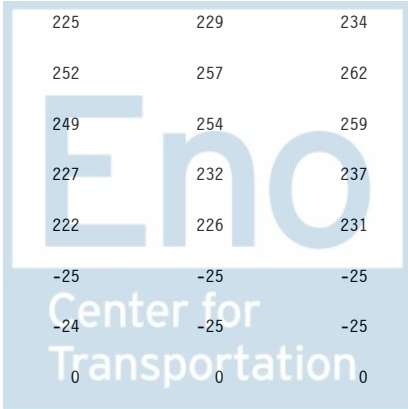
Sorted by FUNC, SFUN, TID, SUB
 (amounts in millions)

		2015	2016	2017	2018	2019	2020	2021	2022	2023	2024	2025
COMMERCE AND HOUSING CREDIT (370)												
Account Total for Salaries and expenses												
Pres 16	BA:	257	282	288	293	296	299	305	312	317	324	330
Reest	OP:	130	145									
	OT:	251	284	366	307	295	292	297	304	309	316	322
Mar 15	BA:	257	264	271	279	288	296	305	315	324	334	344
Base	OP:	130	145									
	OT:	251	269	270	264	273	281	290	299	308	318	326
Orig	BA:	257	282	288	293	296	299	305	312	317	324	330
Pres	OP:	233	212									
	OT:	288	279	280	288	293	296	300	307	311	317	324
Reest -	BA:	0	18	17	14	8	3	0	-3	-7	-10	-14
Mar15	OP:	0	0									
	OT:	0	15	96	43	22	11	7	5	1	-2	-4
Reest -	BA:	0	0	0	0	0	0	0	0	0	0	0
Orig	OP:	-103	-67									
	OT:	-37	5	86	19	2	-4	-3	-3	-2	-1	-2
Office of Inspector General												
073 0200 0 1 376 AA01 FS FS 03 0												
Appropriation												
Pres 16	BA:	19	20	20	21	21	21	22	22	23	23	23
Reest	OP:	4	2									
	OT:	21	20	20	21	21	21	22	22	23	23	23
Mar 15	BA:	19	20	20	21	22	23	24	25	26	26	27
Base	OP:	4	2									
	OT:	21	20	20	21	22	23	24	25	26	26	27
Orig	BA:	19	20	20	21	21	21	22	22	23	23	23
Pres	OP:	3	3									
	OT:	20	21	21	21	21	21	22	22	23	23	23
Reest -	BA:	0	0	0	0	-1	-2	-2	-3	-3	-3	-4
Mar15	OP:	0	0									
	OT:	0	0	0	0	-1	-2	-2	-3	-3	-3	-4
Reest -	BA:	0	0	0	0	0	0	0	0	0	0	0
Orig	OP:	1	-1									
	OT:	1	-1	-1	0	0	0	0	0	0	0	0



Sorted by FUNC, SFUN, TID, SUB
 (amounts in millions)

		2015	2016	2017	2018	2019	2020	2021	2022	2023	2024	2025
COMMERCE AND HOUSING CREDIT (370)												
Office of Advocacy												
073 0300 0 1 376 AA01 FS FS 03 0												
Appropriation												
Pres 16	BA:	9	9	9	9	9	10	10	10	10	10	11
Reest	OP:	1	1									
	OT:	9	9	9	9	9	10	10	10	10	10	11
Mar 15	BA:	9	9	10	10	10	11	11	12	12	13	13
Base	OP:	1	1									
	OT:	9	9	10	10	10	11	11	12	12	13	13
Orig	BA:	9	9	9	9	9	10	10	10	10	10	11
Pres	OP:	0	0									
	OT:	8	8	9	9	9	10	10	10	10	10	11
Reest -	BA:	0	0	-1	-1	-1	-1	-1	-2	-2	-3	-2
Mar15	OP:	0	0									
	OT:	0	0	-1	-1	-1	-1	-1	-2	-2	-3	-2
Reest -	BA:	0	0	0	0	0	0	0	0	0	0	0
Orig	OP:	1	1									
	OT:	1	1	0	0	0	0	0	0	0	0	0
Entrepreneurial Development Program												
073 0400 0 1 376 AA01 FS FS 03 0												
Appropriation												
Pres 16	BA:	220	206	210	214	216	219	223	227	232	237	241
Reest	OP:	80	107									
	OT:	201	220	230	217	215	217	221	225	229	234	239
Mar 15	BA:	220	223	227	232	237	242	247	252	257	262	268
Base	OP:	80	107									
	OT:	201	230	245	234	234	239	244	249	254	259	265
Orig	BA:	220	206	210	214	216	219	223	227	232	237	241
Pres	OP:	110	97									
	OT:	187	169	168	191	214	216	219	222	226	231	235
Reest -	BA:	0	-17	-17	-18	-21	-23	-24	-25	-25	-25	-27
Mar15	OP:	0	0									
	OT:	0	-10	-15	-17	-19	-22	-23	-24	-25	-25	-26
Reest -	BA:	0	0	0	0	0	0	0	0	0	0	0
Orig	OP:	-30	10									
	OT:	14	51	62	26	1	1	2	3	3	3	4



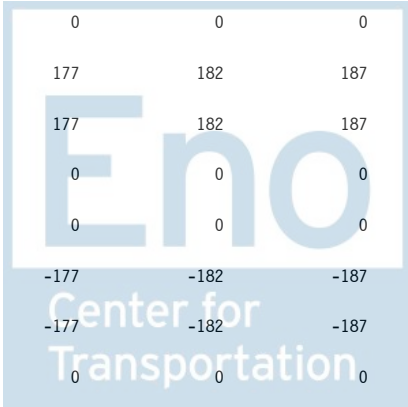
Sorted by FUNC, SFUN, TID, SUB
 (amounts in millions)

		2015	2016	2017	2018	2019	2020	2021	2022	2023	2024	2025
COMMERCE AND HOUSING CREDIT (370)												
Business loans program account												
073 1154 0 1 376 AA01 FS FS 03 0 SD												
Appropriation												
direct loans												
Pres 16	BA:	3	3	159	162	164	166	169	172	176	179	183
Reest	OP:	1	1									
	OT:	3	3	112	153	155	157	160	163	166	169	173
Mar 15	BA:	3	3	3	3	3	3	3	3	3	4	4
Base	OP:	1	1									
	OT:	3	3	3	3	3	3	3	3	3	4	4
Orig	BA:	196	156	159	162	164	166	169	172	176	179	183
Pres	OP:	56	57									
	OT:	219	210	185	162	164	166	169	172	175	178	183
Reest -	BA:	0	0	156	159	161	163	166	169	173	175	179
Mar15	OP:	0	0									
	OT:	0	0	109	150	152	154	157	160	163	165	169
Reest -	BA:	-193	-153	0	0	0	0	0	0	0	0	0
Orig	OP:	-55	-56									
	OT:	-216	-207	-73	-9	-9	-9	-9	-9	-9	-9	-10




Sorted by FUNC, SFUN, TID, SUB
 (amounts in millions)

		2015	2016	2017	2018	2019	2020	2021	2022	2023	2024	2025
COMMERCE AND HOUSING CREDIT (370)												
073 1154 0 1 376 AA02 FS FS 03 0 SG												
Appropriation												
guaranteed loans												
Pres 16	BA:	45	0	0	0	0	0	0	0	0	0	0
Reest	OP:	70	31									
	OT:	96	31	25	13	0	0	0	0	0	0	0
Mar 15	BA:	45	46	46	47	48	49	50	51	52	54	55
Base	OP:	70	31									
	OT:	96	57	63	57	47	48	49	50	51	53	54
Orig	BA:	0	0	0	0	0	0	0	0	0	0	0
Pres	OP:	0	0									
	OT:	0	0	0	0	0	0	0	0	0	0	0
Reest -	BA:	0	-46	-46	-47	-48	-49	-50	-51	-52	-54	-55
Mar15	OP:	0	0									
	OT:	0	-26	-38	-44	-47	-48	-49	-50	-51	-53	-54
Reest -	BA:	45	0	0	0	0	0	0	0	0	0	0
Orig	OP:	70	31									
	OT:	96	31	25	13	0	0	0	0	0	0	0
073 1154 0 1 376 AA03 FS FS 03 0 AD												
Appropriation												
Admin.												
Pres 16	BA:	148	153	0	0	0	0	0	0	0	0	0
Reest	OP:	0	0									
	OT:	148	153	0	0	0	0	0	0	0	0	0
Mar 15	BA:	148	151	155	159	164	168	173	177	182	187	192
Base	OP:	0	0									
	OT:	148	151	155	159	164	168	173	177	182	187	192
Orig	BA:	0	0	0	0	0	0	0	0	0	0	0
Pres	OP:	0	0									
	OT:	0	0	0	0	0	0	0	0	0	0	0
Reest -	BA:	0	2	-155	-159	-164	-168	-173	-177	-182	-187	-192
Mar15	OP:	0	0									
	OT:	0	2	-155	-159	-164	-168	-173	-177	-182	-187	-192
Reest -	BA:	148	153	0	0	0	0	0	0	0	0	0
Orig	OP:	0	0									
	OT:	148	153	0	0	0	0	0	0	0	0	0



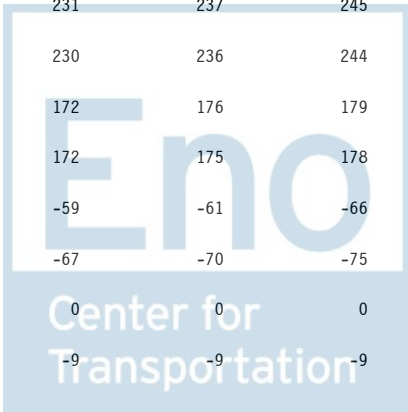
Sorted by FUNC, SFUN, TID, SUB
 (amounts in millions)

		2015	2016	2017	2018	2019	2020	2021	2022	2023	2024	2025
COMMERCE AND HOUSING CREDIT (370)												
073 1154 0 1 376 BA01 54 94 10 N RG												
Federal Fund												
Pres 16	BA:	-1,596	0	0	0	0	0	0	0	0	0	0
Reest	OP:	0	0									
	OT:	-1,596	0	0	0	0	0	0	0	0	0	0
Mar 15	BA:	-1,596	0	0	0	0	0	0	0	0	0	0
Base	OP:	0	0									
	OT:	-1,596	0	0	0	0	0	0	0	0	0	0
Orig	BA:	-1,596	0	0	0	0	0	0	0	0	0	0
Pres	OP:	0	0									
	OT:	-1,596	0	0	0	0	0	0	0	0	0	0
Reest -	BA:	0	0	0	0	0	0	0	0	0	0	0
Mar15	OP:	0	0									
	OT:	0	0	0	0	0	0	0	0	0	0	0
Reest -	BA:	0	0	0	0	0	0	0	0	0	0	0
Orig	OP:	0	0									
	OT:	0	0	0	0	0	0	0	0	0	0	0
073 1154 0 1 376 BA05 54 94 10 N RD												
Federal Fund												
Pres 16	BA:	-13	0	0	0	0	0	0	0	0	0	0
Reest	OP:	0	0									
	OT:	-13	0	0	0	0	0	0	0	0	0	0
Mar 15	BA:	-13	0	0	0	0	0	0	0	0	0	0
Base	OP:	0	0									
	OT:	-13	0	0	0	0	0	0	0	0	0	0
Orig	BA:	-13	0	0	0	0	0	0	0	0	0	0
Pres	OP:	0	0									
	OT:	-13	0	0	0	0	0	0	0	0	0	0
Reest -	BA:	0	0	0	0	0	0	0	0	0	0	0
Mar15	OP:	0	0									
	OT:	0	0	0	0	0	0	0	0	0	0	0
Reest -	BA:	0	0	0	0	0	0	0	0	0	0	0
Orig	OP:	0	0									
	OT:	0	0	0	0	0	0	0	0	0	0	0



Sorted by FUNC, SFUN, TID, SUB
 (amounts in millions)

		2015	2016	2017	2018	2019	2020	2021	2022	2023	2024	2025
COMMERCE AND HOUSING CREDIT (370)												
073 1154 0 1 376 EA01 54 94 10												
Proposed Legislation												
Pres 16	BA:	0	1,257	0	0	0	0	0	0	0	0	0
Reest	OP:	0	0									
	OT:	0	0	163	365	365	365	0	0	0	0	0
Mar 15	BA:	0	0	0	0	0	0	0	0	0	0	0
Base	OP:	0	0									
	OT:	0	0	0	0	0	0	0	0	0	0	0
Orig	BA:	0	1,257	0	0	0	0	0	0	0	0	0
Pres	OP:	0	0									
	OT:	0	0	163	365	365	365	0	0	0	0	0
Reest -	BA:	0	1,257	0	0	0	0	0	0	0	0	0
Mar15	OP:	0	0									
	OT:	0	0	163	365	365	365	0	0	0	0	0
Reest -	BA:	0	0	0	0	0	0	0	0	0	0	0
Orig	OP:	0	0									
	OT:	0	0	0	0	0	0	0	0	0	0	0
Account Total for Business loans program account												
Pres 16	BA:	-1,413	1,413	159	162	164	166	169	172	176	179	183
Reest	OP:	71	32									
	OT:	-1,362	187	300	531	520	522	160	163	166	169	173
Mar 15	BA:	-1,413	200	204	209	215	220	226	231	237	245	251
Base	OP:	71	32									
	OT:	-1,362	211	221	219	214	219	225	230	236	244	250
Orig	BA:	-1,413	1,413	159	162	164	166	169	172	176	179	183
Pres	OP:	56	57						172	175	178	183
	OT:	-1,390	210	348	527	529	531	169	172	175	178	183
Reest -	BA:	0	1,213	-45	-47	-51	-54	-57	-59	-61	-66	-68
Mar15	OP:	0	0									
	OT:	0	-24	79	312	306	303	-65	-67	-70	-75	-77
Reest -	BA:	0	0	0	0	0	0	0	0	0	0	0
Orig	OP:	15	-25									
	OT:	28	-23	-48	4	-9	-9	-9	-9	-9	-9	-10



Sorted by FUNC, SFUN, TID, SUB
 (amounts in millions)

		2015	2016	2017	2018	2019	2020	2021	2022	2023	2024	2025
COMMERCE AND HOUSING CREDIT (370)												
Business loan fund liquidating account												
073 4154 0 3 376 BD02 XX XX 10 N LQ												
Public Enterprise Fund												
Pres 16	BA:	2	2	1	1	1	1	1	1	1	1	1
Reest	OP:	0	0									
	OT:	2	2	1	1	1	1	1	1	1	1	1
Mar 15	BA:	2	2	1	1	1	1	1	1	1	1	1
Base	OP:	0	0									
	OT:	2	2	1	1	1	1	1	1	1	1	1
Orig	BA:	2	2	1	1	1	1	1	1	1	1	1
Pres	OP:	0	0									
	OT:	2	2	0	0	0	0	0	0	0	0	0
Reest -	BA:	0	0	0	0	0	0	0	0	0	0	0
Mar15	OP:	0	0									
	OT:	0	0	0	0	0	0	0	0	0	0	0
Reest -	BA:	0	0	0	0	0	0	0	0	0	0	0
Orig	OP:	0	0									
	OT:	0	0	1	1	1	1	1	1	1	1	1



Sorted by FUNC, SFUN, TID, SUB
 (amounts in millions)

		2015	2016	2017	2018	2019	2020	2021	2022	2023	2024	2025
COMMERCE AND HOUSING CREDIT (370)												
Department of Housing and Urban Development												
Housing Programs												
Manufactured housing fees trust fund												
086 8119 0 7 376 AA01 TT TT 03 0												
Appropriation												
Pres 16	BA:	10	11	11	11	12	12	12	12	12	13	13
Reest	OP:	1	1									
	OT:	10	10	11	11	12	12	12	12	12	13	13
Mar 15	BA:	10	10	10	11	11	11	11	11	12	12	12
Base	OP:	1	1									
	OT:	10	10	10	11	11	11	11	11	12	12	12
Orig	BA:	10	11	11	11	12	12	12	12	12	13	13
Pres	OP:	8	9									
	OT:	8	9	11	11	11	11	11	12	12	13	13
Reest -	BA:	0	1	1	0	1	1	1	1	0	1	1
Mar15	OP:	0	0									
	OT:	0	0	1	0	1	1	1	1	0	1	1
Reest -	BA:	0	0	0	0	0	0	0	0	0	0	0
Orig	OP:	-7	-8									
	OT:	2	1	0	0	1	1	1	0	0	0	0



Sorted by FUNC, SFUN, TID, SUB
 (amounts in millions)

		2015	2016	2017	2018	2019	2020	2021	2022	2023	2024	2025
COMMERCE AND HOUSING CREDIT (370)												
Department of Housing and Urban Development												
Mobile home inspection and monitoring fees, manufactured housing												
086 9990 8 7 376 AA01 TT TT 03 0												
Appropriation												
Pres 16	BA:	-10	-11	-11	-11	-12	-12	-12	-12	-12	-13	-13
Reest	OP:	0	0									
	OT:	-10	-11	-11	-11	-12	-12	-12	-12	-12	-13	-13
Mar 15	BA:	-10	-10	-10	-10	-10	-10	-10	-10	-10	-10	-10
Base	OP:	0	0									
	OT:	-10	-10	-10	-10	-10	-10	-10	-10	-10	-10	-10
Orig	BA:	-10	-11	-11	-11	-12	-12	-12	-12	-12	-13	-13
Pres	OP:	0	0									
	OT:	-10	-11	-11	-11	-12	-12	-12	-12	-12	-13	-13
Reest -	BA:	0	-1	-1	-1	-2	-2	-2	-2	-2	-3	-3
Mar15	OP:	0	0									
	OT:	0	-1	-1	-1	-2	-2	-2	-2	-2	-3	-3
Reest -	BA:	0	0	0	0	0	0	0	0	0	0	0
Orig	OP:	0	0									
	OT:	0	0	0	0	0	0	0	0	0	0	0



Sorted by FUNC, SFUN, TID, SUB
 (amounts in millions)

	2015	2016	2017	2018	2019	2020	2021	2022	2023	2024	2025
COMMERCE AND HOUSING CREDIT (370)											
Public Safety Broadband Corporation											
Public Safety Broadband Corporation											
Operations and Administration											
095 4362 0 3 376 CB01 XX XX 10											
Offsetting Receipts											
Pres 16 BA:	0	0	0	0	0	0	0	0	0	0	0
Reest OP:	0	0									
OT:	0	0	0	0	0	0	0	0	0	0	0
Mar 15 BA:	0	0	0	0	0	0	0	0	0	0	0
Base OP:	0	0									
OT:	0	0	0	0	0	0	0	0	0	0	0
Orig BA:	0	0	-1,750	0	0	0	0	0	0	0	0
Pres OP:	0	0									
OT:	0	0	-1,750	0	0	0	0	0	0	0	0
Reest - BA:	0	0	0	0	0	0	0	0	0	0	0
Mar15 OP:	0	0									
OT:	0	0	0	0	0	0	0	0	0	0	0
Reest - BA:	0	0	1,750	0	0	0	0	0	0	0	0
Orig OP:	0	0									
OT:	0	0	1,750	0	0	0	0	0	0	0	0



Sorted by FUNC, SFUN, TID, SUB
 (amounts in millions)

		2015	2016	2017	2018	2019	2020	2021	2022	2023	2024	2025
COMMERCE AND HOUSING CREDIT (370)												
New Agency												
New Bureau												
National Association of Registered Agents and Brokers												
095 9999 0 2 376 BA01 24 68 10 N												
Federal Fund												
Pres 16	BA:	1	2	55	56	58	60	63	66	68	68	71
Reest	OP:	0	0									
	OT:	1	1	49	56	58	60	63	65	69	69	71
Mar 15	BA:	1	2	55	56	58	60	63	66	68	68	71
Base	OP:	0	0									
	OT:	1	1	49	56	58	60	63	65	69	69	71
Orig	BA:	0	0	0	0	0	0	0	0	0	0	0
Pres	OP:	0	0									
	OT:	0	0	0	0	0	0	0	0	0	0	0
Reest -	BA:	0	0	0	0	0	0	0	0	0	0	0
Mar15	OP:	0	0									
	OT:	0	0	0	0	0	0	0	0	0	0	0
Reest -	BA:	1	2	55	56	58	60	63	66	68	68	71
Orig	OP:	0	0									
	OT:	1	1	49	56	58	60	63	65	69	69	71



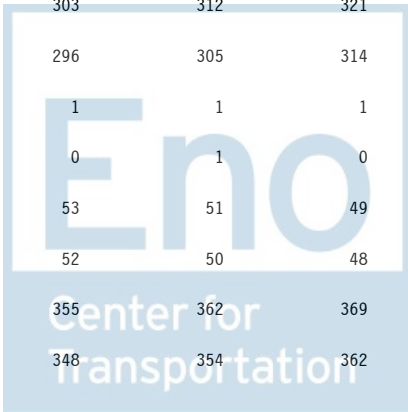
Sorted by FUNC, SFUN, TID, SUB
 (amounts in millions)

	2015	2016	2017	2018	2019	2020	2021	2022	2023	2024	2025
COMMERCE AND HOUSING CREDIT (370)											
Commodity Futures Trading Commission											
Commodity Futures Trading Commission											
Commodity Futures Trading Commission											
339 1400 0 1 376 AA01 AR FS 03 0											
Appropriation											
Pres 16 BA:	250	322	328	335	338	342	349	356	363	370	377
Reest OP:	25	28									
OT:	248	315	327	328	331	335	341	348	355	362	369
Mar 15 BA:	250	256	263	270	278	287	295	303	312	321	330
Base OP:	25	28									
OT:	248	256	263	264	272	280	288	296	305	314	323
Orig BA:	250	322	328	335	338	342	349	356	363	370	377
Pres OP:	31	28									
OT:	253	314	328	334	337	342	348	355	363	369	376
Reest - BA:	0	66	65	65	60	55	54	53	51	49	47
Mar15 OP:	0	0									
OT:	0	59	64	64	59	55	53	52	50	48	46
Reest - BA:	0	0	0	0	0	0	0	0	0	0	0
Orig OP:	-6	0									
OT:	-5	1	-1	-6	-6	-7	-7	-7	-8	-7	-7



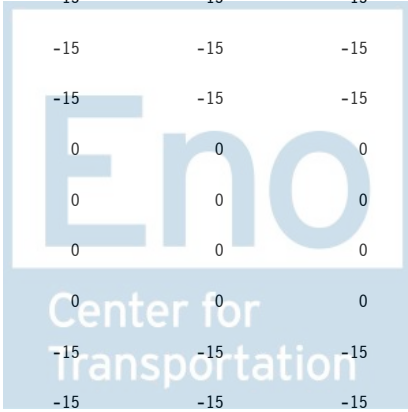
Sorted by FUNC, SFUN, TID, SUB
 (amounts in millions)

		2015	2016	2017	2018	2019	2020	2021	2022	2023	2024	2025
COMMERCE AND HOUSING CREDIT (370)												
339 1400 0 1 376 AC01 AR AR 03												
Appropriation - Existing Law Change												
Pres 16	BA:	0	0	0	0	0	0	0	0	0	0	0
Reest	OP:	0	0									
	OT:	0	0	0	0	0	0	0	0	0	0	0
Mar 15	BA:	0	0	0	0	0	0	0	0	0	0	0
Base	OP:	0	0									
	OT:	0	0	0	0	0	0	0	0	0	0	0
Orig	BA:	0	0	-328	-335	-338	-341	-348	-355	-362	-369	-377
Pres	OP:	0	0									
	OT:	0	0	-328	-335	-338	-341	-348	-355	-362	-369	-377
Reest -	BA:	0	0	0	0	0	0	0	0	0	0	0
Mar15	OP:	0	0									
	OT:	0	0	0	0	0	0	0	0	0	0	0
Reest -	BA:	0	0	328	335	338	341	348	355	362	369	377
Orig	OP:	0	0									
	OT:	0	0	328	335	338	341	348	355	362	369	377
Account Total for Commodity Futures Trading Commission												
Pres 16	BA:	250	322	328	335	338	342	349	356	363	370	377
Reest	OP:	25	28									
	OT:	248	315	327	328	331	335	341	348	355	362	369
Mar 15	BA:	250	256	263	270	278	287	295	303	312	321	330
Base	OP:	25	28									
	OT:	248	256	263	264	272	280	288	296	305	314	323
Orig	BA:	250	322	0	0	0	1	1	1	1	1	0
Pres	OP:	31	28									
	OT:	253	314	0	-1	-1	1	0	0	1	0	-1
Reest -	BA:	0	66	65	65	60	55	54	53	51	49	47
Mar15	OP:	0	0									
	OT:	0	59	64	64	59	55	53	52	50	48	46
Reest -	BA:	0	0	328	335	338	341	348	355	362	369	377
Orig	OP:	-6	0									
	OT:	-5	1	327	329	332	334	341	348	354	362	370




Sorted by FUNC, SFUN, TID, SUB
 (amounts in millions)

		2015	2016	2017	2018	2019	2020	2021	2022	2023	2024	2025
COMMERCE AND HOUSING CREDIT (370)												
Customer Protection Fund												
339 4334 0 3 376 BD01 30 72 10 2												
Public Enterprise Fund												
Pres 16	BA:	14	15	15	15	15	15	15	15	15	15	15
Reest	OP:	0	0									
	OT:	14	15	15	15	15	15	15	15	15	15	15
Mar 15	BA:	14	15	15	15	15	15	15	15	15	15	15
Base	OP:	0	0									
	OT:	14	15	15	15	15	15	15	15	15	15	15
Orig	BA:	0	0	0	0	0	0	0	0	0	0	0
Pres	OP:	3	0									
	OT:	3	0	0	0	0	0	0	0	0	0	0
Reest -	BA:	0	0	0	0	0	0	0	0	0	0	0
Mar15	OP:	0	0									
	OT:	0	0	0	0	0	0	0	0	0	0	0
Reest -	BA:	14	15	15	15	15	15	15	15	15	15	15
Orig	OP:	-3	0									
	OT:	11	15	15	15	15	15	15	15	15	15	15
339 4334 0 3 376 BD02 30 72 10 2												
Public Enterprise Fund												
Pres 16	BA:	-14	-15	-15	-15	-15	-15	-15	-15	-15	-15	-15
Reest	OP:	0	0									
	OT:	-14	-15	-15	-15	-15	-15	-15	-15	-15	-15	-15
Mar 15	BA:	-14	-15	-15	-15	-15	-15	-15	-15	-15	-15	-15
Base	OP:	0	0									
	OT:	-14	-15	-15	-15	-15	-15	-15	-15	-15	-15	-15
Orig	BA:	0	0	0	0	0	0	0	0	0	0	0
Pres	OP:	0	0									
	OT:	0	0	0	0	0	0	0	0	0	0	0
Reest -	BA:	0	0	0	0	0	0	0	0	0	0	0
Mar15	OP:	0	0									
	OT:	0	0	0	0	0	0	0	0	0	0	0
Reest -	BA:	-14	-15	-15	-15	-15	-15	-15	-15	-15	-15	-15
Orig	OP:	0	0									
	OT:	-14	-15	-15	-15	-15	-15	-15	-15	-15	-15	-15



Sorted by FUNC, SFUN, TID, SUB
 (amounts in millions)

		2015	2016	2017	2018	2019	2020	2021	2022	2023	2024	2025
COMMERCE AND HOUSING CREDIT (370)												
339 4334 0 3 376 BS01 30 72 10 A												
Sequester												
Pres 16	BA:	-1	0	0	0	0	0	0	0	0	0	0
Reest	OP:	0	0									
	OT:	-1	0	0	0	0	0	0	0	0	0	0
Mar 15	BA:	-1	-2	0	0	0	0	0	0	0	0	0
Base	OP:	0	0									
	OT:	-1	-2	0	0	0	0	0	0	0	0	0
Orig	BA:	0	0	0	0	0	0	0	0	0	0	0
Pres	OP:	0	0									
	OT:	0	0	0	0	0	0	0	0	0	0	0
Reest -	BA:	0	2	0	0	0	0	0	0	0	0	0
Mar15	OP:	0	0									
	OT:	0	2	0	0	0	0	0	0	0	0	0
Reest -	BA:	-1	0	0	0	0	0	0	0	0	0	0
Orig	OP:	0	0									
	OT:	-1	0	0	0	0	0	0	0	0	0	0
Account Total for Customer Protection Fund												
Pres 16	BA:	-1	0	0	0	0	0	0	0	0	0	0
Reest	OP:	0	0									
	OT:	-1	0	0	0	0	0	0	0	0	0	0
Mar 15	BA:	-1	-2	0	0	0	0	0	0	0	0	0
Base	OP:	0	0									
	OT:	-1	-2	0	0	0	0	0	0	0	0	0
Orig	BA:	0	0	0	0	0	0	0	0	0	0	0
Pres	OP:	3	0									
	OT:	3	0	0	0	0	0	0	0	0	0	0
Reest -	BA:	0	2	0	0	0	0	0	0	0	0	0
Mar15	OP:	0	0									
	OT:	0	2	0	0	0	0	0	0	0	0	0
Reest -	BA:	-1	0	0	0	0	0	0	0	0	0	0
Orig	OP:	-3	0									
	OT:	-4	0	0	0	0	0	0	0	0	0	0



Sorted by FUNC, SFUN, TID, SUB
 (amounts in millions)

		2015	2016	2017	2018	2019	2020	2021	2022	2023	2024	2025
COMMERCE AND HOUSING CREDIT (370)												
Federal Financial Institutions Examination Council												
Federal Financial Institutions Examination Council Appraisal Sub												
Registry Fees												
362 5026 0 2 376 BA01 24 68 10 A												
Federal Fund												
Pres 16	BA:	4	4	3	3	3	3	3	3	3	3	3
Reest	OP:	0	0									
	OT:	4	4	3	3	3	3	3	3	3	3	3
Mar 15	BA:	4	4	3	3	3	3	3	3	3	3	3
Base	OP:	0	0									
	OT:	4	4	3	3	3	3	3	3	3	3	3
Orig	BA:	4	4	3	3	3	3	3	3	3	3	3
Pres	OP:	0	0									
	OT:	4	3	3	3	3	3	3	3	3	3	3
Reest -	BA:	0	0	0	0	0	0	0	0	0	0	0
Mar15	OP:	0	0									
	OT:	0	0	0	0	0	0	0	0	0	0	0
Reest -	BA:	0	0	0	0	0	0	0	0	0	0	0
Orig	OP:	0	0									
	OT:	0	1	0	0	0	0	0	0	0	0	0




Sorted by FUNC, SFUN, TID, SUB
 (amounts in millions)

		2015	2016	2017	2018	2019	2020	2021	2022	2023	2024	2025
COMMERCE AND HOUSING CREDIT (370)												
Public Company Accounting Oversight Board												
Public Company Accounting Oversight Board												
Public Company Accounting Oversight Board												
526 5376 0 2 376 AA01 FS FS 03 0												
Appropriation												
Sec. 618												
Pres 16	BA:	1	1	1	1	1	1	1	1	1	1	1
Reest	OP:	1	1									
	OT:	1	1	1	1	1	1	1	1	1	1	1
Mar 15	BA:	1	1	1	1	1	1	1	1	1	1	1
Base	OP:	1	1									
	OT:	1	1	1	1	1	1	1	1	1	1	1
Orig	BA:	1	1	1	1	1	1	1	1	1	1	1
Pres	OP:	0	0									
	OT:	1	1	1	1	1	1	1	1	1	1	1
Reest -	BA:	0	0	0	0	0	0	0	0	0	0	0
Mar15	OP:	0	0									
	OT:	0	0	0	0	0	0	0	0	0	0	0
Reest -	BA:	0	0	0	0	0	0	0	0	0	0	0
Orig	OP:	1	1									
	OT:	0	0	0	0	0	0	0	0	0	0	0



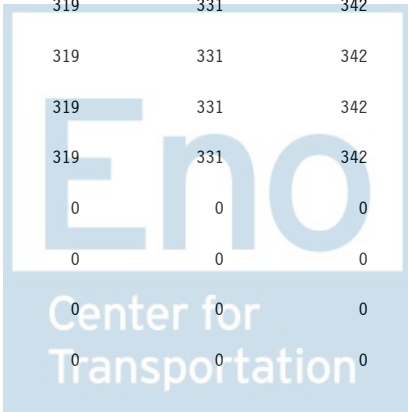
Sorted by FUNC, SFUN, TID, SUB
 (amounts in millions)

		2015	2016	2017	2018	2019	2020	2021	2022	2023	2024	2025
COMMERCE AND HOUSING CREDIT (370)												
526 5376 0 2 376 BA01 24 68 10 A												
Federal Fund												
Pres 16	BA:	0	259	268	277	287	297	308	318	330	341	353
Reest	OP:	0	0									
	OT:	0	259	268	277	287	297	308	318	330	341	353
Mar 15	BA:	0	259	268	277	287	297	308	318	330	341	353
Base	OP:	0	0									
	OT:	0	259	268	277	287	297	308	318	330	341	353
Orig	BA:	250	259	268	277	287	297	308	318	330	341	353
Pres	OP:	0	0									
	OT:	250	259	268	277	287	297	308	318	330	341	353
Reest -	BA:	0	0	0	0	0	0	0	0	0	0	0
Mar15	OP:	0	0									
	OT:	0	0	0	0	0	0	0	0	0	0	0
Reest -	BA:	-250	0	0	0	0	0	0	0	0	0	0
Orig	OP:	0	0									
	OT:	-250	0	0	0	0	0	0	0	0	0	0
526 5376 0 2 376 BS01 24 68 10 A												
Sequester												
Pres 16	BA:	-17	0	0	0	0	0	0	0	0	0	0
Reest	OP:	0	0									
	OT:	0	0	0	0	0	0	0	0	0	0	0
Mar 15	BA:	-17	-16	0	0	0	0	0	0	0	0	0
Base	OP:	0	0									
	OT:	0	-16	0	0	0	0	0	0	0	0	0
Orig	BA:	0	0	0	0	0	0	0	0	0	0	0
Pres	OP:	0	0									
	OT:	0	0	0	0	0	0	0	0	0	0	0
Reest -	BA:	0	16	0	0	0	0	0	0	0	0	0
Mar15	OP:	0	0									
	OT:	0	16	0	0	0	0	0	0	0	0	0
Reest -	BA:	-17	0	0	0	0	0	0	0	0	0	0
Orig	OP:	0	0									
	OT:	0	0	0	0	0	0	0	0	0	0	0



Sorted by FUNC, SFUN, TID, SUB
 (amounts in millions)

		2015	2016	2017	2018	2019	2020	2021	2022	2023	2024	2025
COMMERCE AND HOUSING CREDIT (370)												
526 5376 0 2 376 BS20 24 68 10 A												
Sequester												
Pres 16	BA:	0	17	0	0	0	0	0	0	0	0	0
Reest	OP:	0	0									
	OT:	0	0	0	0	0	0	0	0	0	0	0
Mar 15	BA:	0	17	16	0	0	0	0	0	0	0	0
Base	OP:	0	0									
	OT:	0	0	16	0	0	0	0	0	0	0	0
Orig	BA:	0	0	0	0	0	0	0	0	0	0	0
Pres	OP:	0	0									
	OT:	0	0	0	0	0	0	0	0	0	0	0
Reest -	BA:	0	0	-16	0	0	0	0	0	0	0	0
Mar15	OP:	0	0									
	OT:	0	0	-16	0	0	0	0	0	0	0	0
Reest -	BA:	0	17	0	0	0	0	0	0	0	0	0
Orig	OP:	0	0									
	OT:	0	0	0	0	0	0	0	0	0	0	0
Account Total for Public Company Accounting Oversight Board												
Pres 16	BA:	-16	277	269	278	288	298	309	319	331	342	354
Reest	OP:	1	1									
	OT:	1	260	269	278	288	298	309	319	331	342	354
Mar 15	BA:	-16	261	285	278	288	298	309	319	331	342	354
Base	OP:	1	1									
	OT:	1	244	285	278	288	298	309	319	331	342	354
Orig	BA:	251	260	269	278	288	298	309	319	331	342	354
Pres	OP:	0	0									
	OT:	251	260	269	278	288	298	309	319	331	342	354
Reest -	BA:	0	16	-16	0	0	0	0	0	0	0	0
Mar15	OP:	0	0									
	OT:	0	16	-16	0	0	0	0	0	0	0	0
Reest -	BA:	-267	17	0	0	0	0	0	0	0	0	0
Orig	OP:	1	1									
	OT:	-250	0	0	0	0	0	0	0	0	0	0



Sorted by FUNC, SFUN, TID, SUB
 (amounts in millions)

		2015	2016	2017	2018	2019	2020	2021	2022	2023	2024	2025
COMMERCE AND HOUSING CREDIT (370)												
Standard Setting Body												
Standard Setting Body												
Payment to Standard Setting Body												
527 5377 0 2 376 BA01 24 68 10 A												
Federal Fund												
Pres 16	BA:	0	42	44	45	47	48	50	52	54	55	57
Reest	OP:	0	0									
	OT:	0	42	44	45	47	48	50	52	54	55	57
Mar 15	BA:	0	42	44	45	47	48	50	52	54	55	57
Base	OP:	0	0									
	OT:	0	42	44	45	47	48	50	52	54	55	57
Orig	BA:	41	42	44	45	47	48	50	52	54	55	57
Pres	OP:	0	0									
	OT:	41	42	44	45	47	48	50	52	54	55	57
Reest -	BA:	0	0	0	0	0	0	0	0	0	0	0
Mar15	OP:	0	0									
	OT:	0	0	0	0	0	0	0	0	0	0	0
Reest -	BA:	-41	0	0	0	0	0	0	0	0	0	0
Orig	OP:	0	0									
	OT:	-41	0	0	0	0	0	0	0	0	0	0



Sorted by FUNC, SFUN, TID, SUB
 (amounts in millions)

		2015	2016	2017	2018	2019	2020	2021	2022	2023	2024	2025
COMMERCE AND HOUSING CREDIT (370)												
527 5377 0 2 376 BS01 24 68 10 A												
Sequester												
Pres 16	BA:	0	0	0	0	0	0	0	0	0	0	0
Reest	OP:	0	0									
	OT:	0	0	0	0	0	0	0	0	0	0	0
Mar 15	BA:	0	-3	0	0	0	0	0	0	0	0	0
Base	OP:	0	0									
	OT:	0	-3	0	0	0	0	0	0	0	0	0
Orig	BA:	0	0	0	0	0	0	0	0	0	0	0
Pres	OP:	0	0									
	OT:	0	0	0	0	0	0	0	0	0	0	0
Reest -	BA:	0	3	0	0	0	0	0	0	0	0	0
Mar15	OP:	0	0									
	OT:	0	3	0	0	0	0	0	0	0	0	0
Reest -	BA:	0	0	0	0	0	0	0	0	0	0	0
Orig	OP:	0	0									
	OT:	0	0	0	0	0	0	0	0	0	0	0
Account Total for Payment to Standard Setting Body												
Pres 16	BA:	0	42	44	45	47	48	50	52	54	55	57
Reest	OP:	0	0									
	OT:	0	42	44	45	47	48	50	52	54	55	57
Mar 15	BA:	0	39	44	45	47	48	50	52	54	55	57
Base	OP:	0	0									
	OT:	0	39	44	45	47	48	50	52	54	55	57
Orig	BA:	41	42	44	45	47	48	50	52	54	55	57
Pres	OP:	0	0									
	OT:	41	42	44	45	47	48	50	52	54	55	57
Reest -	BA:	0	3	0	0	0	0	0	0	0	0	0
Mar15	OP:	0	0									
	OT:	0	3	0	0	0	0	0	0	0	0	0
Reest -	BA:	-41	0	0	0	0	0	0	0	0	0	0
Orig	OP:	0	0									
	OT:	-41	0	0	0	0	0	0	0	0	0	0



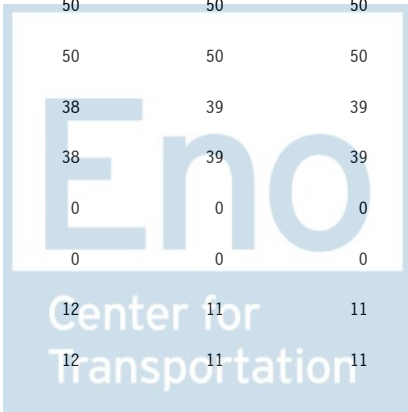
Sorted by FUNC, SFUN, TID, SUB
 (amounts in millions)

		2015	2016	2017	2018	2019	2020	2021	2022	2023	2024	2025
COMMERCE AND HOUSING CREDIT (370)												
Securities Investor Protection Corporation												
Securities Investor Protection Corporation												
Securities Investor Protection Corporation												
576 5600 0 2 376 BA01 24 68 10 A												
Federal Fund												
Pres 16	BA:	0	200	150	150	100	100	50	50	50	50	50
Reest	OP:	0	0									
	OT:	0	200	150	150	100	100	50	50	50	50	50
Mar 15	BA:	0	200	150	150	100	100	50	50	50	50	50
Base	OP:	0	0									
	OT:	0	200	150	150	100	100	50	50	50	50	50
Orig	BA:	215	215	216	171	37	37	38	38	39	39	40
Pres	OP:	0	0									
	OT:	215	215	216	171	37	37	38	38	39	39	40
Reest -	BA:	0	0	0	0	0	0	0	0	0	0	0
Mar15	OP:	0	0									
	OT:	0	0	0	0	0	0	0	0	0	0	0
Reest -	BA:	-215	-15	-66	-21	63	63	12	12	11	11	10
Orig	OP:	0	0									
	OT:	-215	-15	-66	-21	63	63	12	12	11	11	10



Sorted by FUNC, SFUN, TID, SUB
 (amounts in millions)

		2015	2016	2017	2018	2019	2020	2021	2022	2023	2024	2025
COMMERCE AND HOUSING CREDIT (370)												
576 5600 0 2 376 BS01 24 68 10 A												
Sequester												
Pres 16	BA:	0	0	0	0	0	0	0	0	0	0	0
Reest	OP:	0	0									
	OT:	0	0	0	0	0	0	0	0	0	0	0
Mar 15	BA:	0	-15	0	0	0	0	0	0	0	0	0
Base	OP:	0	0									
	OT:	0	-15	0	0	0	0	0	0	0	0	0
Orig	BA:	0	0	0	0	0	0	0	0	0	0	0
Pres	OP:	0	0									
	OT:	0	0	0	0	0	0	0	0	0	0	0
Reest -	BA:	0	15	0	0	0	0	0	0	0	0	0
Mar15	OP:	0	0									
	OT:	0	15	0	0	0	0	0	0	0	0	0
Reest -	BA:	0	0	0	0	0	0	0	0	0	0	0
Orig	OP:	0	0									
	OT:	0	0	0	0	0	0	0	0	0	0	0
Account Total for Securities Investor Protection Corporation												
Pres 16	BA:	0	200	150	150	100	100	50	50	50	50	50
Reest	OP:	0	0									
	OT:	0	200	150	150	100	100	50	50	50	50	50
Mar 15	BA:	0	185	150	150	100	100	50	50	50	50	50
Base	OP:	0	0									
	OT:	0	185	150	150	100	100	50	50	50	50	50
Orig	BA:	215	215	216	171	37	37	38	38	39	39	40
Pres	OP:	0	0									
	OT:	215	215	216	171	37	37	38	38	39	39	40
Reest -	BA:	0	15	0	0	0	0	0	0	0	0	0
Mar15	OP:	0	0									
	OT:	0	15	0	0	0	0	0	0	0	0	0
Reest -	BA:	-215	-15	-66	-21	63	63	12	12	11	11	10
Orig	OP:	0	0									
	OT:	-215	-15	-66	-21	63	63	12	12	11	11	10




Sorted by FUNC, SFUN, TID, SUB
 (amounts in millions)

		2015	2016	2017	2018	2019	2020	2021	2022	2023	2024	2025
COMMERCE AND HOUSING CREDIT (370)												
Corporation for Travel Promotion												
Corporation for Travel Promotion												
Travel Promotion Fund												
580 5585 0 2 376 BA01 30 72 10 A												
Federal Fund												
Spending												
Pres 16	BA:	100	100	100	100	100	100	0	0	0	0	0
Reest	OP:	15	35									
	OT:	95	115	100	100	100	100	20	0	0	0	0
Mar 15	BA:	100	100	100	100	100	100	0	0	0	0	0
Base	OP:	15	35									
	OT:	95	115	100	100	100	100	20	0	0	0	0
Orig	BA:	93	100	100	100	100	100	0	0	0	0	0
Pres	OP:	33	31									
	OT:	118	101	100	100	100	100	0	0	0	0	0
Reest -	BA:	0	0	0	0	0	0	0	0	0	0	0
Mar15	OP:	0	0									
	OT:	0	0	0	0	0	0	0	0	0	0	0
Reest -	BA:	7	0	0	0	0	0	0	0	0	0	0
Orig	OP:	-18	4									
	OT:	-23	14	0	0	0	0	20	0	0	0	0



Sorted by FUNC, SFUN, TID, SUB
 (amounts in millions)

		2015	2016	2017	2018	2019	2020	2021	2022	2023	2024	2025
COMMERCE AND HOUSING CREDIT (370)												
580 5585 0 2 376 BS01 30 72 10 A												
Sequester												
Pres 16	BA:	-7	0	0	0	0	0	0	0	0	0	0
Reest	OP:	-4	-4									
	OT:	-8	-4	0	0	0	0	0	0	0	0	0
Mar 15	BA:	-7	-7	0	0	0	0	0	0	0	0	0
Base	OP:	-4	-4									
	OT:	-8	-8	-4	0	0	0	0	0	0	0	0
Orig	BA:	0	0	0	0	0	0	0	0	0	0	0
Pres	OP:	0	0									
	OT:	0	0	0	0	0	0	0	0	0	0	0
Reest -	BA:	0	7	0	0	0	0	0	0	0	0	0
Mar15	OP:	0	0									
	OT:	0	4	4	0	0	0	0	0	0	0	0
Reest -	BA:	-7	0	0	0	0	0	0	0	0	0	0
Orig	OP:	-4	-4									
	OT:	-8	-4	0	0	0	0	0	0	0	0	0
Account Total for Travel Promotion Fund												
Pres 16	BA:	93	100	100	100	100	100	0	0	0	0	0
Reest	OP:	11	31									
	OT:	87	111	100	100	100	100	20	0	0	0	0
Mar 15	BA:	93	93	100	100	100	100	0	0	0	0	0
Base	OP:	11	31									
	OT:	87	107	96	100	100	100	20	0	0	0	0
Orig	BA:	93	100	100	100	100	100	0	0	0	0	0
Pres	OP:	33	31									
	OT:	118	101	100	100	100	100	0	0	0	0	0
Reest -	BA:	0	7	0	0	0	0	0	0	0	0	0
Mar15	OP:	0	0									
	OT:	0	4	4	0	0	0	0	0	0	0	0
Reest -	BA:	0	0	0	0	0	0	0	0	0	0	0
Orig	OP:	-22	0									
	OT:	-31	10	0	0	0	0	20	0	0	0	0



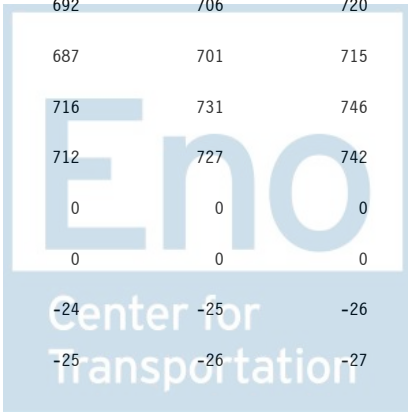
Sorted by FUNC, SFUN, TID, SUB
 (amounts in millions)

	2015	2016	2017	2018	2019	2020	2021	2022	2023	2024	2025
COMMERCE AND HOUSING CREDIT (370)											
Bureau of Consumer Financial Protection											
Bureau of Consumer Financial Protection											
Bureau of Consumer Financial Protection Fund											
581 5577 0 2 376 BA01 24 68 10 A											
Federal Fund											
Pres 16 BA:	582	606	624	638	651	664	678	692	706	720	735
Reest OP:	138	279									
OT:	516	673	693	633	646	659	673	687	701	715	730
Mar 15 BA:	582	606	624	638	651	664	678	692	706	720	735
Base OP:	138	279									
OT:	516	673	693	633	646	659	673	687	701	715	730
Orig BA:	539	606	632	653	672	686	701	716	731	746	762
Pres OP:	169	228									
OT:	576	652	657	671	666	682	697	712	727	742	757
Reest - BA:	0	0	0	0	0	0	0	0	0	0	0
Mar15 OP:	0	0									
OT:	0	0	0	0	0	0	0	0	0	0	0
Reest - BA:	43	0	-8	-15	-21	-22	-23	-24	-25	-26	-27
Orig OP:	-31	51									
OT:	-60	21	36	-38	-20	-23	-24	-25	-26	-27	-27



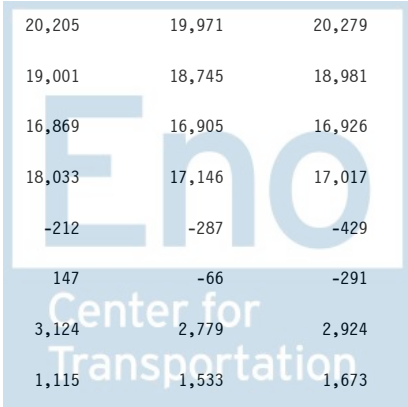
Sorted by FUNC, SFUN, TID, SUB
 (amounts in millions)

		2015	2016	2017	2018	2019	2020	2021	2022	2023	2024	2025
COMMERCE AND HOUSING CREDIT (370)												
581 5577 0 2 376 BS01 24 68 10 A												
Sequester												
Pres 16	BA:	-43	0	0	0	0	0	0	0	0	0	0
Reest	OP:	0	-15									
	OT:	-28	-15	0	0	0	0	0	0	0	0	0
Mar 15	BA:	-43	-41	0	0	0	0	0	0	0	0	0
Base	OP:	0	-15									
	OT:	-28	-42	-14	0	0	0	0	0	0	0	0
Orig	BA:	0	0	0	0	0	0	0	0	0	0	0
Pres	OP:	0	0									
	OT:	0	0	0	0	0	0	0	0	0	0	0
Reest -	BA:	0	41	0	0	0	0	0	0	0	0	0
Mar15	OP:	0	0									
	OT:	0	27	14	0	0	0	0	0	0	0	0
Reest -	BA:	-43	0	0	0	0	0	0	0	0	0	0
Orig	OP:	0	-15									
	OT:	-28	-15	0	0	0	0	0	0	0	0	0
Account Total for Bureau of Consumer Financial Protection Fund												
Pres 16	BA:	539	606	624	638	651	664	678	692	706	720	735
Reest	OP:	138	264									
	OT:	488	658	693	633	646	659	673	687	701	715	730
Mar 15	BA:	539	565	624	638	651	664	678	692	706	720	735
Base	OP:	138	264									
	OT:	488	631	679	633	646	659	673	687	701	715	730
Orig	BA:	539	606	632	653	672	686	701	716	731	746	762
Pres	OP:	169	228									
	OT:	576	652	657	671	666	682	697	712	727	742	757
Reest -	BA:	0	41	0	0	0	0	0	0	0	0	0
Mar15	OP:	0	0									
	OT:	0	27	14	0	0	0	0	0	0	0	0
Reest -	BA:	0	0	-8	-15	-21	-22	-23	-24	-25	-26	-27
Orig	OP:	-31	36									
	OT:	-88	6	36	-38	-20	-23	-24	-25	-26	-27	-27



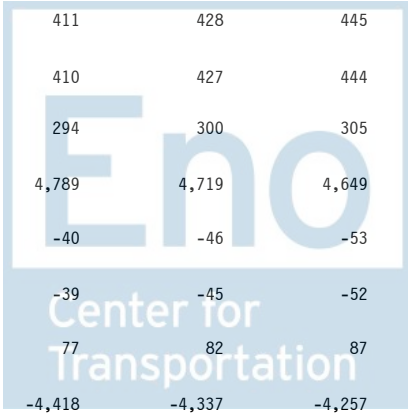
Sorted by FUNC, SFUN, TID, SUB
 (amounts in millions)

		2015	2016	2017	2018	2019	2020	2021	2022	2023	2024	2025
COMMERCE AND HOUSING CREDIT (370)												
Consumer Financial Civil Penalty Fund												
581 5578 0 2 376 BA01 24 68 10 N												
Federal Fund												
Pres 16	BA:	0	0	0	0	0	0	0	0	0	0	0
Reest	OP:	0	0									
	OT:	50	50	40	0	0	0	0	0	0	0	0
Mar 15	BA:	0	0	0	0	0	0	0	0	0	0	0
Base	OP:	0	0									
	OT:	50	50	40	0	0	0	0	0	0	0	0
Orig	BA:	23	0	0	0	0	0	0	0	0	0	0
Pres	OP:	142	35									
	OT:	142	35	0	0	0	0	0	0	0	0	0
Reest -	BA:	0	0	0	0	0	0	0	0	0	0	0
Mar15	OP:	0	0									
	OT:	0	0	0	0	0	0	0	0	0	0	0
Reest -	BA:	-23	0	0	0	0	0	0	0	0	0	0
Orig	OP:	-142	-35									
	OT:	-92	15	40	0	0	0	0	0	0	0	0
Subfunction Total for 376 Other advancement of commerce (376)												
Pres 16	BA:	12,698	22,517	19,954	21,284	22,557	26,224	20,777	19,993	19,684	19,850	20,351
Reest	OP:	2,383	2,439									
	OT:	12,303	17,038	20,168	21,170	22,350	25,753	20,642	19,148	18,679	18,690	19,036
Mar 15	BA:	12,698	17,010	19,085	20,186	20,527	20,762	20,548	20,205	19,971	20,279	20,620
Base	OP:	2,383	2,439									
	OT:	12,303	16,371	18,229	19,151	19,368	19,633	19,432	19,001	18,745	18,981	19,296
Orig	BA:	18,085	23,240	15,173	17,967	18,633	22,233	17,095	16,869	16,905	16,926	17,348
Pres	OP:	10,703	9,601									
	OT:	13,867	18,777	18,750	20,390	20,715	23,959	19,758	18,033	17,146	17,017	17,264
Reest -	BA:	0	5,507	869	1,098	2,030	5,462	229	-212	-287	-429	-269
Mar15	OP:	0	0									
	OT:	0	667	1,939	2,019	2,982	6,120	1,210	147	-66	-291	-260
Reest -	BA:	-5,387	-723	4,781	3,317	3,924	3,991	3,682	3,124	2,779	2,924	3,003
Orig	OP:	-8,320	-7,162									
	OT:	-1,564	-1,739	1,418	780	1,635	1,794	884	1,115	1,533	1,673	1,772



Sorted by FUNC, SFUN, TID, SUB
 (amounts in millions)

		2015	2016	2017	2018	2019	2020	2021	2022	2023	2024	2025
Function Total for 370 COMMERCE AND HOUSING CREDIT (370)												
On Budget												
Pres 16	BA:	-17,323	16,313	11,480	12,434	11,125	15,466	9,937	10,498	10,563	11,049	11,872
Reest	OP:	-6,388	-6,678									
	OT:	-29,458	-1,840	-2,563	-4,756	-8,060	-1,315	-3,955	-5,738	-7,007	-7,918	-8,289
Mar 15	BA:	-17,323	14,794	13,251	13,673	13,153	14,132	13,896	14,913	14,967	15,458	15,982
Base	OP:	-6,388	-6,678									
	OT:	-29,458	1,600	-1,797	-4,434	-6,979	-3,299	-966	-1,671	-2,815	-3,637	-4,176
Orig	BA:	-6,671	1,649	-8,461	-3,727	1,411	7,789	5,214	7,041	8,243	9,300	10,608
Pres	OP:	27,657	25,666									
	OT:	-28,808	-23,845	-28,799	-26,006	-23,327	-16,747	-12,229	-12,975	-16,999	-18,911	-19,987
Reest -	BA:	0	1,519	-1,771	-1,239	-2,028	1,334	-3,959	-4,415	-4,404	-4,409	-4,110
Mar15	OP:	0	0									
	OT:	0	-3,440	-766	-322	-1,081	1,984	-2,989	-4,067	-4,192	-4,281	-4,113
Reest -	BA:	-10,652	14,664	19,941	16,161	9,714	7,677	4,723	3,457	2,320	1,749	1,264
Orig	OP:	-34,045	-32,344									
	OT:	-650	22,005	26,236	21,250	15,267	15,432	8,274	7,237	9,992	10,993	11,698
Off Budget												
Pres 16	BA:	-2,522	-715	328	337	344	349	360	371	382	392	405
Reest	OP:	13	13									
	OT:	-2,522	-716	328	337	344	349	360	371	382	392	405
Mar 15	BA:	-2,522	-715	334	348	363	377	393	411	428	445	464
Base	OP:	13	13									
	OT:	-2,522	-716	334	348	362	377	392	410	427	444	463
Orig	BA:	259	532	271	277	280	282	288	294	300	305	312
Pres	OP:	0	0									
	OT:	212	1,277	4,095	3,680	4,506	4,681	4,760	4,789	4,719	4,649	4,630
Reest -	BA:	0	0	-6	-11	-19	-28	-33	-40	-46	-53	-59
Mar15	OP:	0	0									
	OT:	0	0	-6	-11	-18	-28	-32	-39	-45	-52	-58
Reest -	BA:	-2,781	-1,247	57	60	64	67	72	77	82	87	93
Orig	OP:	13	13									
	OT:	-2,734	-1,993	-3,767	-3,343	-4,162	-4,332	-4,400	-4,418	-4,337	-4,257	-4,225



Sorted by FUNC, SFUN, TID, SUB
 (amounts in millions)

		2015	2016	2017	2018	2019	2020	2021	2022	2023	2024	2025
Total												
Pres 16	BA:	-19,845	15,598	11,808	12,771	11,469	15,815	10,297	10,869	10,945	11,441	12,277
Reest	OP:	-6,375	-6,665									
	OT:	-31,980	-2,556	-2,235	-4,419	-7,716	-966	-3,595	-5,367	-6,625	-7,526	-7,884
Mar 15	BA:	-19,845	14,079	13,585	14,021	13,516	14,509	14,289	15,324	15,395	15,903	16,446
Base	OP:	-6,375	-6,665									
	OT:	-31,980	884	-1,463	-4,086	-6,617	-2,922	-574	-1,261	-2,388	-3,193	-3,713
Orig	BA:	-6,412	2,181	-8,190	-3,450	1,691	8,071	5,502	7,335	8,543	9,605	10,920
Pres	OP:	27,657	25,666									
	OT:	-28,596	-22,568	-24,704	-22,326	-18,821	-12,066	-7,469	-8,186	-12,280	-14,262	-15,357
Reest -	BA:	0	1,519	-1,777	-1,250	-2,047	1,306	-3,992	-4,455	-4,450	-4,462	-4,169
Mar15	OP:	0	0									
	OT:	0	-3,440	-772	-333	-1,099	1,956	-3,021	-4,106	-4,237	-4,333	-4,171
Reest -	BA:	-13,433	13,417	19,998	16,221	9,778	7,744	4,795	3,534	2,402	1,836	1,357
Orig	OP:	-34,032	-32,331									
	OT:	-3,384	20,012	22,469	17,907	11,105	11,100	3,874	2,819	5,655	6,736	7,473



Sorted by FUNC, SFUN, TID, SUB
 (amounts in millions)

		2015	2016	2017	2018	2019	2020	2021	2022	2023	2024	2025
TRANSPORTATION (400)												
Ground transportation (401)												
Department of Transportation												
Department of Transportation												
Highway trust fund, payments from general fund												
020 9990 8 7 401 EA01 XX XX 10												
Proposed Legislation												
Pres 16	BA:	0	-19,425	-19,425	-19,425	-19,425	-19,425	-19,425	0	0	0	0
Reest	OP:	0	0									
	OT:	0	-19,425	-19,425	-19,425	-19,425	-19,425	-19,425	0	0	0	0
Mar 15	BA:	0	0	0	0	0	0	0	0	0	0	0
Base	OP:	0	0									
	OT:	0	0	0	0	0	0	0	0	0	0	0
Orig	BA:	0	-19,425	-19,425	-19,425	-19,425	-19,425	-19,425	0	0	0	0
Pres	OP:	0	0									
	OT:	0	-19,425	-19,425	-19,425	-19,425	-19,425	-19,425	0	0	0	0
Reest -	BA:	0	-19,425	-19,425	-19,425	-19,425	-19,425	-19,425	0	0	0	0
Mar15	OP:	0	0									
	OT:	0	-19,425	-19,425	-19,425	-19,425	-19,425	-19,425	0	0	0	0
Reest -	BA:	0	0	0	0	0	0	0	0	0	0	0
Orig	OP:	0	0									
	OT:	0	0	0	0	0	0	0	0	0	0	0



Sorted by FUNC, SFUN, TID, SUB
 (amounts in millions)

	2015	2016	2017	2018	2019	2020	2021	2022	2023	2024	2025
TRANSPORTATION (400)											
Department of Homeland Security											
Department of Homeland Security											
Adjustment to Reflect 2015 Budget Policy											
024 9001 0 1 401 AA01 HS HS 03											
Appropriation											
Pres 16 BA:	0	0	0	0	0	0	0	0	0	0	0
Reest OP:	0	0	0	0	0	0	0	0	0	0	0
OT:	0	0	0	0	0	0	0	0	0	0	0
Mar 15 BA:	0	0	0	0	0	0	0	0	0	0	0
Base OP:	0	0	0	0	0	0	0	0	0	0	0
OT:	0	0	0	0	0	0	0	0	0	0	0
Orig BA:	19	0	0	0	0	0	0	0	0	0	0
Pres OP:	0	5	0	0	0	0	0	0	0	0	0
OT:	13	5	1	0	0	0	0	0	0	0	0
Reest - BA:	0	0	0	0	0	0	0	0	0	0	0
Mar15 OP:	0	0	0	0	0	0	0	0	0	0	0
OT:	0	0	0	0	0	0	0	0	0	0	0
Reest - BA:	-19	0	0	0	0	0	0	0	0	0	0
Orig OP:	0	-5	0	0	0	0	0	0	0	0	0
OT:	-13	-5	-1	0	0	0	0	0	0	0	0




Sorted by FUNC, SFUN, TID, SUB
 (amounts in millions)

		2015	2016	2017	2018	2019	2020	2021	2022	2023	2024	2025
TRANSPORTATION (400)												
Department of Transportation												
Office of the Secretary												
Supp Disc Grants for Natl Surface Transport System, Recovery Act												
069 0106 0 1 401 AA01 TT TT 03												
Appropriation												
Pres 16	BA:	0	0	0	0	0	0	0	0	0	0	0
Reest	OP:	0	0									
	OT:	0	0	0	0	0	0	0	0	0	0	0
Mar 15	BA:	0	0	0	0	0	0	0	0	0	0	0
Base	OP:	0	0									
	OT:	0	0	0	0	0	0	0	0	0	0	0
Orig	BA:	0	0	0	0	0	0	0	0	0	0	0
Pres	OP:	179	0									
	OT:	179	0	0	0	0	0	0	0	0	0	0
Reest -	BA:	0	0	0	0	0	0	0	0	0	0	0
Mar15	OP:	0	0									
	OT:	0	0	0	0	0	0	0	0	0	0	0
Reest -	BA:	0	0	0	0	0	0	0	0	0	0	0
Orig	OP:	-179	0									
	OT:	-179	0	0	0	0	0	0	0	0	0	0



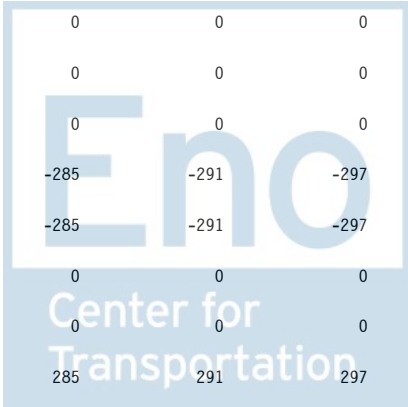
Sorted by FUNC, SFUN, TID, SUB
 (amounts in millions)

		2015	2016	2017	2018	2019	2020	2021	2022	2023	2024	2025
TRANSPORTATION (400)												
069 0106 0 1 401 DE01 TT TT 03 A STIM09												
Supplemental Emergency												
Pres 16	BA:	0	0	0	0	0	0	0	0	0	0	0
Reest	OP:	95	85									
	OT:	95	85	0	0	0	0	0	0	0	0	0
Mar 15	BA:	0	0	0	0	0	0	0	0	0	0	0
Base	OP:	95	85									
	OT:	95	85	0	0	0	0	0	0	0	0	0
Orig	BA:	0	0	0	0	0	0	0	0	0	0	0
Pres	OP:	0	0									
	OT:	0	0	0	0	0	0	0	0	0	0	0
Reest -	BA:	0	0	0	0	0	0	0	0	0	0	0
Mar15	OP:	0	0									
	OT:	0	0	0	0	0	0	0	0	0	0	0
Reest -	BA:	0	0	0	0	0	0	0	0	0	0	0
Orig	OP:	95	85									
	OT:	95	85	0	0	0	0	0	0	0	0	0
Account Total for Supp Disc Grants for Natl Surface Transport System, Recovery Act												
Pres 16	BA:	0	0	0	0	0	0	0	0	0	0	0
Reest	OP:	95	85									
	OT:	95	85	0	0	0	0	0	0	0	0	0
Mar 15	BA:	0	0	0	0	0	0	0	0	0	0	0
Base	OP:	95	85									
	OT:	95	85	0	0	0	0	0	0	0	0	0
Orig	BA:	0	0	0	0	0	0	0	0	0	0	0
Pres	OP:	179	0									
	OT:	179	0	0	0	0	0	0	0	0	0	0
Reest -	BA:	0	0	0	0	0	0	0	0	0	0	0
Mar15	OP:	0	0									
	OT:	0	0	0	0	0	0	0	0	0	0	0
Reest -	BA:	0	0	0	0	0	0	0	0	0	0	0
Orig	OP:	-84	85									
	OT:	-84	85	0	0	0	0	0	0	0	0	0



Sorted by FUNC, SFUN, TID, SUB
 (amounts in millions)

		2015	2016	2017	2018	2019	2020	2021	2022	2023	2024	2025
TRANSPORTATION (400)												
Federal Railroad Administration												
Operating subsidy grants to the National Railroad Passenger Corp												
069 0121 0 1 401 AA01 TT TT 03 0												
Appropriation												
Pres 16	BA:	250	0	0	0	0	0	0	0	0	0	0
Reest	OP:	0	0									
	OT:	250	0	0	0	0	0	0	0	0	0	0
Mar 15	BA:	250	254	258	264	269	274	280	286	291	297	303
Base	OP:	0	0									
	OT:	250	254	258	264	269	274	280	286	291	297	303
Orig	BA:	0	0	0	0	0	0	0	0	0	0	0
Pres	OP:	0	0									
	OT:	0	0	0	0	0	0	0	0	0	0	0
Reest -	BA:	0	-254	-258	-264	-269	-274	-280	-286	-291	-297	-303
Mar15	OP:	0	0									
	OT:	0	-254	-258	-264	-269	-274	-280	-286	-291	-297	-303
Reest -	BA:	250	0	0	0	0	0	0	0	0	0	0
Orig	OP:	0	0									
	OT:	250	0	0	0	0	0	0	0	0	0	0
069 0121 0 1 401 EA01 48 72 10												
Proposed Legislation												
Pres 16	BA:	0	0	0	0	0	0	0	0	0	0	0
Reest	OP:	0	0									
	OT:	0	0	0	0	0	0	0	0	0	0	0
Mar 15	BA:	0	0	0	0	0	0	0	0	0	0	0
Base	OP:	0	0									
	OT:	0	0	0	0	0	0	0	0	0	0	0
Orig	BA:	0	-254	-259	-263	-269	-274	-280	-285	-291	-297	-303
Pres	OP:	0	0									
	OT:	0	-254	-259	-263	-269	-274	-280	-285	-291	-297	-303
Reest -	BA:	0	0	0	0	0	0	0	0	0	0	0
Mar15	OP:	0	0									
	OT:	0	0	0	0	0	0	0	0	0	0	0
Reest -	BA:	0	254	259	263	269	274	280	285	291	297	303
Orig	OP:	0	0									
	OT:	0	254	259	263	269	274	280	285	291	297	303




Sorted by FUNC, SFUN, TID, SUB
 (amounts in millions)

		2015	2016	2017	2018	2019	2020	2021	2022	2023	2024	2025
TRANSPORTATION (400)												
069 0121 0 1 401 EE01 XX XX 10												
Non-scoreable secondary effect												
Pres 16	BA:	0	0	0	0	0	0	0	0	0	0	0
Reest	OP:	0	0									
	OT:	0	0	0	0	0	0	0	0	0	0	0
Mar 15	BA:	0	0	0	0	0	0	0	0	0	0	0
Base	OP:	0	0									
	OT:	0	0	0	0	0	0	0	0	0	0	0
Orig	BA:	250	254	259	263	269	274	280	285	291	297	303
Pres	OP:	0	0									
	OT:	250	254	259	263	269	274	280	285	291	297	303
Reest -	BA:	0	0	0	0	0	0	0	0	0	0	0
Mar15	OP:	0	0									
	OT:	0	0	0	0	0	0	0	0	0	0	0
Reest -	BA:	-250	-254	-259	-263	-269	-274	-280	-285	-291	-297	-303
Orig	OP:	0	0									
	OT:	-250	-254	-259	-263	-269	-274	-280	-285	-291	-297	-303
Account Total for Operating subsidy grants to the National Railroad Passenger Corp												
Pres 16	BA:	250	0	0	0	0	0	0	0	0	0	0
Reest	OP:	0	0									
	OT:	250	0	0	0	0	0	0	0	0	0	0
Mar 15	BA:	250	254	258	264	269	274	280	286	291	297	303
Base	OP:	0	0									
	OT:	250	254	258	264	269	274	280	286	291	297	303
Orig	BA:	250	0	0	0	0	0	0	0	0	0	0
Pres	OP:	0	0									
	OT:	250	0	0	0	0	0	0	0	0	0	0
Reest -	BA:	0	-254	-258	-264	-269	-274	-280	-286	-291	-297	-303
Mar15	OP:	0	0									
	OT:	0	-254	-258	-264	-269	-274	-280	-286	-291	-297	-303
Reest -	BA:	0	0	0	0	0	0	0	0	0	0	0
Orig	OP:	0	0									
	OT:	0	0	0	0	0	0	0	0	0	0	0



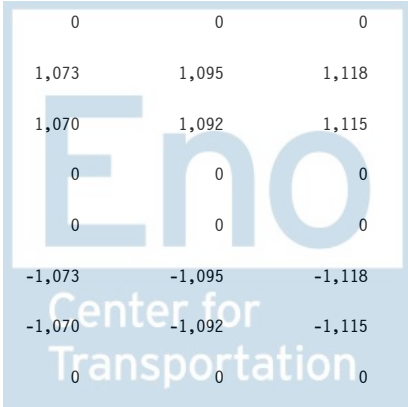
Sorted by FUNC, SFUN, TID, SUB
 (amounts in millions)

		2015	2016	2017	2018	2019	2020	2021	2022	2023	2024	2025
TRANSPORTATION (400)												
Northeast corridor improvement program												
069 0123 0 1 401 AA01 TT TT 03												
Appropriation												
Pres 16	BA:	0	0	0	0	0	0	0	0	0	0	0
Reest	OP:	0	0									
	OT:	0	0	0	0	0	0	0	0	0	0	0
Mar 15	BA:	0	0	0	0	0	0	0	0	0	0	0
Base	OP:	0	0									
	OT:	0	0	0	0	0	0	0	0	0	0	0
Orig	BA:	0	0	0	0	0	0	0	0	0	0	0
Pres	OP:	1	0									
	OT:	1	0	0	0	0	0	0	0	0	0	0
Reest -	BA:	0	0	0	0	0	0	0	0	0	0	0
Mar15	OP:	0	0									
	OT:	0	0	0	0	0	0	0	0	0	0	0
Reest -	BA:	0	0	0	0	0	0	0	0	0	0	0
Orig	OP:	-1	0									
	OT:	-1	0	0	0	0	0	0	0	0	0	0
Emergency railroad rehabilitation and repair												
069 0124 0 1 401 AA01 TT TT 03												
Appropriation												
Pres 16	BA:	0	0	0	0	0	0	0	0	0	0	0
Reest	OP:	0	0									
	OT:	0	0	0	0	0	0	0	0	0	0	0
Mar 15	BA:	0	0	0	0	0	0	0	0	0	0	0
Base	OP:	0	0									
	OT:	0	0	0	0	0	0	0	0	0	0	0
Orig	BA:	0	0	0	0	0	0	0	0	0	0	0
Pres	OP:	2	0									
	OT:	2	0	0	0	0	0	0	0	0	0	0
Reest -	BA:	0	0	0	0	0	0	0	0	0	0	0
Mar15	OP:	0	0									
	OT:	0	0	0	0	0	0	0	0	0	0	0
Reest -	BA:	0	0	0	0	0	0	0	0	0	0	0
Orig	OP:	-2	0									
	OT:	-2	0	0	0	0	0	0	0	0	0	0




Sorted by FUNC, SFUN, TID, SUB
 (amounts in millions)

		2015	2016	2017	2018	2019	2020	2021	2022	2023	2024	2025
TRANSPORTATION (400)												
Capital and debt service grants to the National Railroad Passeng												
069 0125 0 1 401 AA01 TT TT 03 0												
Appropriation												
Pres 16	BA:	200	0	0	0	0	0	0	0	0	0	0
Reest	OP:	0	0									
	OT:	200	0	0	0	0	0	0	0	0	0	0
Mar 15	BA:	200	203	207	211	215	219	224	228	233	238	243
Base	OP:	0	0									
	OT:	200	203	207	211	215	219	224	228	233	238	243
Orig	BA:	0	0	0	0	0	0	0	0	0	0	0
Pres	OP:	0	0									
	OT:	0	0	0	0	0	0	0	0	0	0	0
Reest -	BA:	0	-203	-207	-211	-215	-219	-224	-228	-233	-238	-243
Mar15	OP:	0	0									
	OT:	0	-203	-207	-211	-215	-219	-224	-228	-233	-238	-243
Reest -	BA:	200	0	0	0	0	0	0	0	0	0	0
Orig	OP:	0	0									
	OT:	200	0	0	0	0	0	0	0	0	0	0
069 0125 0 1 401 AA02 TT TT 03 0												
Appropriation												
reimbursable												
Pres 16	BA:	940	0	0	0	0	0	0	0	0	0	0
Reest	OP:	100	141									
	OT:	899	141	0	0	0	0	0	0	0	0	0
Mar 15	BA:	940	954	971	991	1,011	1,031	1,052	1,073	1,095	1,118	1,140
Base	OP:	100	141									
	OT:	899	952	968	988	1,008	1,028	1,049	1,070	1,092	1,115	1,137
Orig	BA:	0	0	0	0	0	0	0	0	0	0	0
Pres	OP:	0	0									
	OT:	0	0	0	0	0	0	0	0	0	0	0
Reest -	BA:	0	-954	-971	-991	-1,011	-1,031	-1,052	-1,073	-1,095	-1,118	-1,140
Mar15	OP:	0	0									
	OT:	0	-811	-968	-988	-1,008	-1,028	-1,049	-1,070	-1,092	-1,115	-1,137
Reest -	BA:	940	0	0	0	0	0	0	0	0	0	0
Orig	OP:	100	141									
	OT:	899	141	0	0	0	0	0	0	0	0	0



Sorted by FUNC, SFUN, TID, SUB
 (amounts in millions)

		2015	2016	2017	2018	2019	2020	2021	2022	2023	2024	2025
TRANSPORTATION (400)												
069 0125 0 1 401 AA03 TT TT 03 A												
Appropriation												
Pres 16	BA:	0	0	0	0	0	0	0	0	0	0	0
Reest	OP:	40	22									
	OT:	40	22	20	0	0	0	0	0	0	0	0
Mar 15	BA:	0	0	0	0	0	0	0	0	0	0	0
Base	OP:	40	22									
	OT:	40	22	20	0	0	0	0	0	0	0	0
Orig	BA:	0	0	0	0	0	0	0	0	0	0	0
Pres	OP:	0	0									
	OT:	0	0	0	0	0	0	0	0	0	0	0
Reest -	BA:	0	0	0	0	0	0	0	0	0	0	0
Mar15	OP:	0	0									
	OT:	0	0	0	0	0	0	0	0	0	0	0
Reest -	BA:	0	0	0	0	0	0	0	0	0	0	0
Orig	OP:	40	22									
	OT:	40	22	20	0	0	0	0	0	0	0	0
069 0125 0 1 401 EA01 48 72 10												
Proposed Legislation												
Pres 16	BA:	0	0	0	0	0	0	0	0	0	0	0
Reest	OP:	0	0									
	OT:	0	0	0	0	0	0	0	0	0	0	0
Mar 15	BA:	0	0	0	0	0	0	0	0	0	0	0
Base	OP:	0	0									
	OT:	0	0	0	0	0	0	0	0	0	0	0
Orig	BA:	0	-1,157	-1,178	-1,200	-1,224	-1,249	-1,274	-1,299	-1,325	-1,352	-1,379
Pres	OP:	0	0									
	OT:	0	-983	-1,175	-1,197	-1,220	-1,246	-1,270	-1,295	-1,321	-1,348	-1,375
Reest -	BA:	0	0	0	0	0	0	0	0	0	0	0
Mar15	OP:	0	0									
	OT:	0	0	0	0	0	0	0	0	0	0	0
Reest -	BA:	0	1,157	1,178	1,200	1,224	1,249	1,274	1,299	1,325	1,352	1,379
Orig	OP:	0	0									
	OT:	0	983	1,175	1,197	1,220	1,246	1,270	1,295	1,321	1,348	1,375



Sorted by FUNC, SFUN, TID, SUB
 (amounts in millions)

		2015	2016	2017	2018	2019	2020	2021	2022	2023	2024	2025
TRANSPORTATION (400)												
069 0125 0 1 401 EE01 XX XX 10												
Non-scoreable secondary effect												
Pres 16	BA:	0	0	0	0	0	0	0	0	0	0	0
Reest	OP:	0	0									
	OT:	0	0	0	0	0	0	0	0	0	0	0
Mar 15	BA:	0	0	0	0	0	0	0	0	0	0	0
Base	OP:	0	0									
	OT:	0	0	0	0	0	0	0	0	0	0	0
Orig	BA:	1,140	1,157	1,178	1,200	1,224	1,249	1,274	1,299	1,325	1,352	1,379
Pres	OP:	162	200									
	OT:	1,131	1,183	1,175	1,197	1,220	1,246	1,270	1,295	1,321	1,348	1,375
Reest -	BA:	0	0	0	0	0	0	0	0	0	0	0
Mar15	OP:	0	0									
	OT:	0	0	0	0	0	0	0	0	0	0	0
Reest -	BA:	-1,140	-1,157	-1,178	-1,200	-1,224	-1,249	-1,274	-1,299	-1,325	-1,352	-1,379
Orig	OP:	-162	-200									
	OT:	-1,131	-1,183	-1,175	-1,197	-1,220	-1,246	-1,270	-1,295	-1,321	-1,348	-1,375
Account Total for Capital and debt service grants to the National Railroad Passeng												
Pres 16	BA:	1,140	0	0	0	0	0	0	0	0	0	0
Reest	OP:	140	163									
	OT:	1,139	163	20	0	0	0	0	0	0	0	0
Mar 15	BA:	1,140	1,157	1,178	1,202	1,226	1,250	1,276	1,301	1,328	1,356	1,383
Base	OP:	140	163									
	OT:	1,139	1,177	1,195	1,199	1,223	1,247	1,273	1,298	1,325	1,353	1,380
Orig	BA:	1,140	0	0	0	0	0	0	0	0	0	0
Pres	OP:	162	200									
	OT:	1,131	200	0	0	0	0	0	0	0	0	0
Reest -	BA:	0	-1,157	-1,178	-1,202	-1,226	-1,250	-1,276	-1,301	-1,328	-1,356	-1,383
Mar15	OP:	0	0									
	OT:	0	-1,014	-1,175	-1,199	-1,223	-1,247	-1,273	-1,298	-1,325	-1,353	-1,380
Reest -	BA:	0	0	0	0	0	0	0	0	0	0	0
Orig	OP:	-22	-37									
	OT:	8	-37	20	0	0	0	0	0	0	0	0



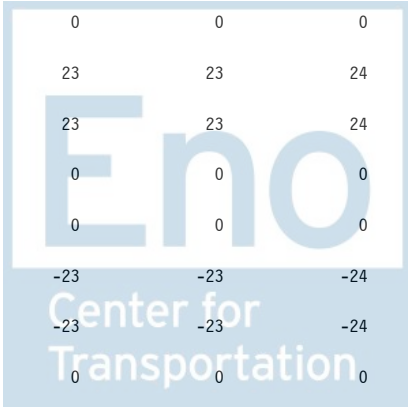
Sorted by FUNC, SFUN, TID, SUB
 (amounts in millions)

		2015	2016	2017	2018	2019	2020	2021	2022	2023	2024	2025
TRANSPORTATION (400)												
Office of the Secretary												
Infrastructure Permitting Center												
069 0126 0 1 401 AA01 TT TT 03												
Appropriation												
Pres 16	BA:	0	4	4	4	4	4	4	4	5	5	5
Reest	OP:	0	0									
	OT:	0	2	3	4	4	4	4	4	4	5	5
Mar 15	BA:	0	0	0	0	0	0	0	0	0	0	0
Base	OP:	0	0									
	OT:	0	0	0	0	0	0	0	0	0	0	0
Orig	BA:	0	4	4	4	4	4	4	4	5	5	5
Pres	OP:	0	0									
	OT:	0	4	4	4	4	4	4	4	4	4	4
Reest -	BA:	0	4	4	4	4	4	4	4	5	5	5
Mar15	OP:	0	0									
	OT:	0	2	3	4	4	4	4	4	4	5	5
Reest -	BA:	0	0	0	0	0	0	0	0	0	0	0
Orig	OP:	0	0									
	OT:	0	-2	-1	0	0	0	0	0	0	1	1



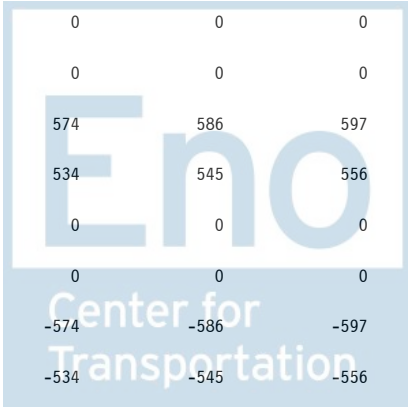
Sorted by FUNC, SFUN, TID, SUB
 (amounts in millions)

		2015	2016	2017	2018	2019	2020	2021	2022	2023	2024	2025
TRANSPORTATION (400)												
National Infrastructure Investments												
069 0143 0 1 401 AA01 TT TT 03 0												
Appropriation												
Pres 16	BA:	480	0	0	0	0	0	0	0	0	0	0
Reest	OP:	484	523									
	OT:	484	523	505	351	250	107	55	14	0	0	0
Mar 15	BA:	480	487	496	506	516	527	537	549	560	571	583
Base	OP:	484	523									
	OT:	484	523	554	566	567	503	508	515	525	536	547
Orig	BA:	0	0	0	0	0	0	0	0	0	0	0
Pres	OP:	0	0									
	OT:	0	0	0	0	0	0	0	0	0	0	0
Reest -	BA:	0	-487	-496	-506	-516	-527	-537	-549	-560	-571	-583
Mar15	OP:	0	0									
	OT:	0	0	-49	-215	-317	-396	-453	-501	-525	-536	-547
Reest -	BA:	480	0	0	0	0	0	0	0	0	0	0
Orig	OP:	484	523									
	OT:	484	523	505	351	250	107	55	14	0	0	0
069 0143 0 1 401 AA02 TT TT 03 0												
Appropriation												
admin												
Pres 16	BA:	20	0	0	0	0	0	0	0	0	0	0
Reest	OP:	4	4									
	OT:	20	4	0	0	0	0	0	0	0	0	0
Mar 15	BA:	20	20	21	21	22	22	22	23	23	24	24
Base	OP:	4	4									
	OT:	20	20	21	21	22	22	22	23	23	24	24
Orig	BA:	0	0	0	0	0	0	0	0	0	0	0
Pres	OP:	0	0									
	OT:	0	0	0	0	0	0	0	0	0	0	0
Reest -	BA:	0	-20	-21	-21	-22	-22	-22	-23	-23	-24	-24
Mar15	OP:	0	0									
	OT:	0	-16	-21	-21	-22	-22	-22	-23	-23	-24	-24
Reest -	BA:	20	0	0	0	0	0	0	0	0	0	0
Orig	OP:	4	4									
	OT:	20	4	0	0	0	0	0	0	0	0	0



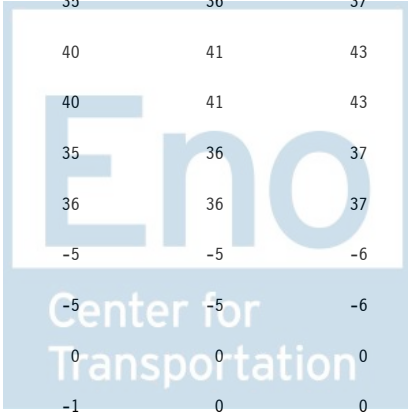
Sorted by FUNC, SFUN, TID, SUB
 (amounts in millions)

		2015	2016	2017	2018	2019	2020	2021	2022	2023	2024	2025
TRANSPORTATION (400)												
069 0143 0 1 401 EA01 48 76 10												
Proposed Legislation												
Pres 16	BA:	0	0	0	0	0	0	0	0	0	0	0
Reest	OP:	0	0	0	0	0	0	0	0	0	0	0
	OT:	0	0	0	0	0	0	0	0	0	0	0
Mar 15	BA:	0	0	0	0	0	0	0	0	0	0	0
Base	OP:	0	0	0	0	0	0	0	0	0	0	0
	OT:	0	0	0	0	0	0	0	0	0	0	0
Orig	BA:	0	-510	-519	-529	-540	-551	-563	-575	-587	-599	-611
Pres	OP:	0	0	0	0	0	0	0	0	0	0	0
	OT:	0	0	-5	-112	-288	-410	-479	-535	-546	-557	-569
Reest -	BA:	0	0	0	0	0	0	0	0	0	0	0
Mar15	OP:	0	0	0	0	0	0	0	0	0	0	0
	OT:	0	0	0	0	0	0	0	0	0	0	0
Reest -	BA:	0	510	519	529	540	551	563	575	587	599	611
Orig	OP:	0	0	0	0	0	0	0	0	0	0	0
	OT:	0	0	5	112	288	410	479	535	546	557	569
069 0143 0 1 401 EE01 XX XX 10												
Non-scoreable secondary effect												
Pres 16	BA:	0	0	0	0	0	0	0	0	0	0	0
Reest	OP:	0	0	0	0	0	0	0	0	0	0	0
	OT:	0	0	0	0	0	0	0	0	0	0	0
Mar 15	BA:	0	0	0	0	0	0	0	0	0	0	0
Base	OP:	0	0	0	0	0	0	0	0	0	0	0
	OT:	0	0	0	0	0	0	0	0	0	0	0
Orig	BA:	500	509	518	528	539	550	562	574	586	597	609
Pres	OP:	464	516	510	526	512	523	523	534	545	556	568
	OT:	464	516	510	526	512	523	523	534	545	556	568
Reest -	BA:	0	0	0	0	0	0	0	0	0	0	0
Mar15	OP:	0	0	0	0	0	0	0	0	0	0	0
	OT:	0	0	0	0	0	0	0	0	0	0	0
Reest -	BA:	-500	-509	-518	-528	-539	-550	-562	-574	-586	-597	-609
Orig	OP:	-464	-516	-510	-526	-512	-523	-523	-534	-545	-556	-568
	OT:	-464	-516	-510	-526	-512	-523	-523	-534	-545	-556	-568



Sorted by FUNC, SFUN, TID, SUB
 (amounts in millions)

		2015	2016	2017	2018	2019	2020	2021	2022	2023	2024	2025
TRANSPORTATION (400)												
Account Total for National Infrastructure Investments												
Pres 16	BA:	500	0	0	0	0	0	0	0	0	0	0
Reest	OP:	488	527									
	OT:	504	527	505	351	250	107	55	14	0	0	0
Mar 15	BA:	500	507	517	527	538	549	559	572	583	595	607
Base	OP:	488	527									
	OT:	504	543	575	587	589	525	530	538	548	560	571
Orig	BA:	500	-1	-1	-1	-1	-1	-1	-1	-1	-2	-2
Pres	OP:	464	516									
	OT:	464	516	505	414	224	113	44	-1	-1	-1	-1
Reest -	BA:	0	-507	-517	-527	-538	-549	-559	-572	-583	-595	-607
Mar15	OP:	0	0									
	OT:	0	-16	-70	-236	-339	-418	-475	-524	-548	-560	-571
Reest -	BA:	0	1	1	1	1	1	1	1	1	2	2
Orig	OP:	24	11									
	OT:	40	11	0	-63	26	-6	11	15	1	1	1
Surface Transportation Board												
Salaries and expenses												
069 0301 0 1 401 AA01 TT TT 03 0												
Appropriation												
Pres 16	BA:	31	31	33	33	34	34	35	35	36	37	37
Reest	OP:	3	3									
	OT:	31	31	33	33	34	34	35	35	36	37	37
Mar 15	BA:	31	32	33	34	36	37	38	40	41	43	44
Base	OP:	3	3									
	OT:	31	32	33	34	36	37	38	40	41	43	44
Orig	BA:	31	32	33	33	34	34	35	35	36	37	37
Pres	OP:	3	3									
	OT:	31	32	33	33	34	34	35	36	36	37	37
Reest -	BA:	0	-1	0	-1	-2	-3	-3	-5	-5	-6	-7
Mar15	OP:	0	0									
	OT:	0	-1	0	-1	-2	-3	-3	-5	-5	-6	-7
Reest -	BA:	0	-1	0	0	0	0	0	0	0	0	0
Orig	OP:	0	0									
	OT:	0	-1	0	0	0	0	0	-1	0	0	0




Sorted by FUNC, SFUN, TID, SUB
 (amounts in millions)

		2015	2016	2017	2018	2019	2020	2021	2022	2023	2024	2025
TRANSPORTATION (400)												
Federal Highway Administration												
Emergency relief program												
069 0500 0 1 401 AA01 TT TT 03 0												
Appropriation												
Pres 16	BA:	0	0	0	0	0	0	0	0	0	0	0
Reest	OP:	582	425									
	OT:	582	425	300	225	125	75	25	0	0	0	0
Mar 15	BA:	0	0	0	0	0	0	0	0	0	0	0
Base	OP:	582	425									
	OT:	582	425	300	225	125	75	25	0	0	0	0
Orig	BA:	0	0	0	0	0	0	0	0	0	0	0
Pres	OP:	806	596									
	OT:	806	596	238	121	53	4	0	0	0	0	0
Reest -	BA:	0	0	0	0	0	0	0	0	0	0	0
Mar15	OP:	0	0									
	OT:	0	0	0	0	0	0	0	0	0	0	0
Reest -	BA:	0	0	0	0	0	0	0	0	0	0	0
Orig	OP:	-224	-171									
	OT:	-224	-171	62	104	72	71	25	0	0	0	0




Sorted by FUNC, SFUN, TID, SUB
 (amounts in millions)

		2015	2016	2017	2018	2019	2020	2021	2022	2023	2024	2025
TRANSPORTATION (400)												
Highway Infrastructure Investment, Recovery Act												
069 0504 0 1 401 AA01 TT TT 03												
Appropriation												
Pres 16	BA:	0	0	0	0	0	0	0	0	0	0	0
Reest	OP:	0	0									
	OT:	0	0	0	0	0	0	0	0	0	0	0
Mar 15	BA:	0	0	0	0	0	0	0	0	0	0	0
Base	OP:	0	0									
	OT:	0	0	0	0	0	0	0	0	0	0	0
Orig	BA:	0	0	0	0	0	0	0	0	0	0	0
Pres	OP:	146	2									
	OT:	146	2	0	0	0	0	0	0	0	0	0
Reest -	BA:	0	0	0	0	0	0	0	0	0	0	0
Mar15	OP:	0	0									
	OT:	0	0	0	0	0	0	0	0	0	0	0
Reest -	BA:	0	0	0	0	0	0	0	0	0	0	0
Orig	OP:	-146	-2									
	OT:	-146	-2	0	0	0	0	0	0	0	0	0
069 0504 0 1 401 DE01 TT TT 03 A STIM09												
Supplemental Emergency												
Pres 16	BA:	0	0	0	0	0	0	0	0	0	0	0
Reest	OP:	100	0									
	OT:	100	0	0	0	0	0	0	0	0	0	0
Mar 15	BA:	0	0	0	0	0	0	0	0	0	0	0
Base	OP:	100	0									
	OT:	100	0	0	0	0	0	0	0	0	0	0
Orig	BA:	0	0	0	0	0	0	0	0	0	0	0
Pres	OP:	0	0									
	OT:	0	0	0	0	0	0	0	0	0	0	0
Reest -	BA:	0	0	0	0	0	0	0	0	0	0	0
Mar15	OP:	0	0									
	OT:	0	0	0	0	0	0	0	0	0	0	0
Reest -	BA:	0	0	0	0	0	0	0	0	0	0	0
Orig	OP:	100	0									
	OT:	100	0	0	0	0	0	0	0	0	0	0




Sorted by FUNC, SFUN, TID, SUB
 (amounts in millions)

		2015	2016	2017	2018	2019	2020	2021	2022	2023	2024	2025
TRANSPORTATION (400)												
Account Total for Highway Infrastructure Investment, Recovery Act												
Pres 16	BA:	0	0	0	0	0	0	0	0	0	0	0
Reest	OP:	100	0									
	OT:	100	0	0	0	0	0	0	0	0	0	0
Mar 15	BA:	0	0	0	0	0	0	0	0	0	0	0
Base	OP:	100	0									
	OT:	100	0	0	0	0	0	0	0	0	0	0
Orig	BA:	0	0	0	0	0	0	0	0	0	0	0
Pres	OP:	146	2									
	OT:	146	2	0	0	0	0	0	0	0	0	0
Reest -	BA:	0	0	0	0	0	0	0	0	0	0	0
Mar15	OP:	0	0									
	OT:	0	0	0	0	0	0	0	0	0	0	0
Reest -	BA:	0	0	0	0	0	0	0	0	0	0	0
Orig	OP:	-46	-2									
	OT:	-46	-2	0	0	0	0	0	0	0	0	0
Payment to the Transportation Trust Fund												
069 0534 0 1 401 EA01 48 72 10												
Proposed Legislation												
Pres 16	BA:	0	39,733	39,733	39,733	39,733	39,733	39,733	0	0	0	0
Reest	OP:	0	0									
	OT:	0	39,733	39,733	39,733	39,733	39,733	39,733	0	0	0	0
Mar 15	BA:	0	0	0	0	0	0	0	0	0	0	0
Base	OP:	0	0									
	OT:	0	0	0	0	0	0	0	0	0	0	0
Orig	BA:	0	39,733	39,733	39,733	39,733	39,733	39,733	0	0	0	0
Pres	OP:	0	0									
	OT:	0	39,733	39,733	39,733	39,733	39,733	39,733	0	0	0	0
Reest -	BA:	0	39,733	39,733	39,733	39,733	39,733	39,733	0	0	0	0
Mar15	OP:	0	0									
	OT:	0	39,733	39,733	39,733	39,733	39,733	39,733	0	0	0	0
Reest -	BA:	0	0	0	0	0	0	0	0	0	0	0
Orig	OP:	0	0									
	OT:	0	0	0	0	0	0	0	0	0	0	0



Sorted by FUNC, SFUN, TID, SUB
 (amounts in millions)

		2015	2016	2017	2018	2019	2020	2021	2022	2023	2024	2025
TRANSPORTATION (400)												
TIFIA General Fund Program Account, Federal Highway Administration												
069 0542 0 1 401 AA01 TT TT 03 N												
Appropriation												
Pres 16	BA:	0	0	0	0	0	0	0	0	0	0	0
Reest	OP:	0	0									
	OT:	11	0	0	0	0	0	0	0	0	0	0
Mar 15	BA:	0	0	0	0	0	0	0	0	0	0	0
Base	OP:	0	0									
	OT:	11	0	0	0	0	0	0	0	0	0	0
Orig	BA:	0	0	0	0	0	0	0	0	0	0	0
Pres	OP:	11	2									
	OT:	11	2	0	0	0	0	0	0	0	0	0
Reest -	BA:	0	0	0	0	0	0	0	0	0	0	0
Mar15	OP:	0	0									
	OT:	0	0	0	0	0	0	0	0	0	0	0
Reest -	BA:	0	0	0	0	0	0	0	0	0	0	0
Orig	OP:	-11	-2									
	OT:	0	-2	0	0	0	0	0	0	0	0	0
Highway Infrastructure Programs												
069 0548 0 1 401 AA01 TT TT 03 0												
Appropriation												
Pres 16	BA:	0	0	0	0	0	0	0	0	0	0	0
Reest	OP:	30	5									
	OT:	30	5	0	0	0	0	0	0	0	0	0
Mar 15	BA:	0	0	0	0	0	0	0	0	0	0	0
Base	OP:	30	5									
	OT:	30	5	0	0	0	0	0	0	0	0	0
Orig	BA:	0	0	0	0	0	0	0	0	0	0	0
Pres	OP:	33	6									
	OT:	33	6	0	0	0	0	0	0	0	0	0
Reest -	BA:	0	0	0	0	0	0	0	0	0	0	0
Mar15	OP:	0	0									
	OT:	0	0	0	0	0	0	0	0	0	0	0
Reest -	BA:	0	0	0	0	0	0	0	0	0	0	0
Orig	OP:	-3	-1									
	OT:	-3	-1	0	0	0	0	0	0	0	0	0



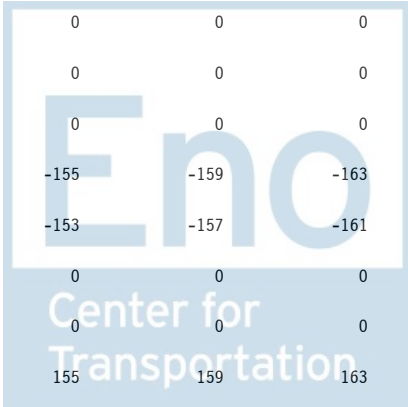
Sorted by FUNC, SFUN, TID, SUB
 (amounts in millions)

		2015	2016	2017	2018	2019	2020	2021	2022	2023	2024	2025
TRANSPORTATION (400)												
Appalachian development highway system												
069 0640 0 1 401 AA02 TT TT 03 0												
Appropriation												
Pres 16	BA:	0	0	0	0	0	0	0	0	0	0	0
Reest	OP:	5	5									
	OT:	5	5	5	5	5	5	5	5	5	5	5
Mar 15	BA:	0	0	0	0	0	0	0	0	0	0	0
Base	OP:	5	5									
	OT:	5	5	5	5	5	5	5	5	5	5	5
Orig	BA:	0	0	0	0	0	0	0	0	0	0	0
Pres	OP:	11	7									
	OT:	11	7	3	2	2	0	0	0	0	0	0
Reest -	BA:	0	0	0	0	0	0	0	0	0	0	0
Mar15	OP:	0	0									
	OT:	0	0	0	0	0	0	0	0	0	0	0
Reest -	BA:	0	0	0	0	0	0	0	0	0	0	0
Orig	OP:	-6	-2									
	OT:	-6	-2	2	3	3	5	5	5	5	5	5



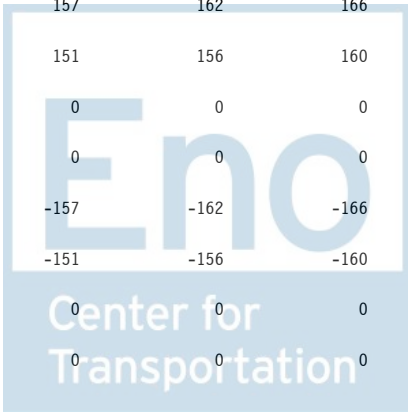
Sorted by FUNC, SFUN, TID, SUB
 (amounts in millions)

		2015	2016	2017	2018	2019	2020	2021	2022	2023	2024	2025
TRANSPORTATION (400)												
National Highway Traffic Safety Administration												
Operations and research												
069 0650 0 1 401 AA01 TT TT 03 0												
Appropriation												
Pres 16	BA:	130	0	0	0	0	0	0	0	0	0	0
Reest	OP:	55	53									
	OT:	128	53	17	7	0	0	0	0	0	0	0
Mar 15	BA:	130	133	136	140	144	149	153	157	162	166	171
Base	OP:	55	53									
	OT:	128	127	129	135	139	143	147	151	156	160	165
Orig	BA:	0	0	0	0	0	0	0	0	0	0	0
Pres	OP:	0	0									
	OT:	0	0	0	0	0	0	0	0	0	0	0
Reest -	BA:	0	-133	-136	-140	-144	-149	-153	-157	-162	-166	-171
Mar15	OP:	0	0									
	OT:	0	-74	-112	-128	-139	-143	-147	-151	-156	-160	-165
Reest -	BA:	130	0	0	0	0	0	0	0	0	0	0
Orig	OP:	55	53									
	OT:	128	53	17	7	0	0	0	0	0	0	0
069 0650 0 1 401 EA01 48 72 10												
Proposed Legislation												
Pres 16	BA:	0	0	0	0	0	0	0	0	0	0	0
Reest	OP:	0	0									
	OT:	0	0	0	0	0	0	0	0	0	0	0
Mar 15	BA:	0	0	0	0	0	0	0	0	0	0	0
Base	OP:	0	0									
	OT:	0	0	0	0	0	0	0	0	0	0	0
Orig	BA:	0	-133	-137	-140	-144	-150	-152	-155	-159	-163	-168
Pres	OP:	0	0									
	OT:	0	-77	-115	-131	-142	-147	-150	-153	-157	-161	-165
Reest -	BA:	0	0	0	0	0	0	0	0	0	0	0
Mar15	OP:	0	0									
	OT:	0	0	0	0	0	0	0	0	0	0	0
Reest -	BA:	0	133	137	140	144	150	152	155	159	163	168
Orig	OP:	0	0									
	OT:	0	77	115	131	142	147	150	153	157	161	165



Sorted by FUNC, SFUN, TID, SUB
 (amounts in millions)

		2015	2016	2017	2018	2019	2020	2021	2022	2023	2024	2025
TRANSPORTATION (400)												
069 0650 0 1 401 EE01 XX XX 10												
Non-scoreable secondary effect												
Pres 16	BA:	0	0	0	0	0	0	0	0	0	0	0
Reest	OP:	0	0									
	OT:	0	0	0	0	0	0	0	0	0	0	0
Mar 15	BA:	0	0	0	0	0	0	0	0	0	0	0
Base	OP:	0	0									
	OT:	0	0	0	0	0	0	0	0	0	0	0
Orig	BA:	130	133	137	140	144	150	152	155	159	163	168
Pres	OP:	50	53									
	OT:	125	130	134	138	144	148	150	153	157	161	165
Reest -	BA:	0	0	0	0	0	0	0	0	0	0	0
Mar15	OP:	0	0									
	OT:	0	0	0	0	0	0	0	0	0	0	0
Reest -	BA:	-130	-133	-137	-140	-144	-150	-152	-155	-159	-163	-168
Orig	OP:	-50	-53									
	OT:	-125	-130	-134	-138	-144	-148	-150	-153	-157	-161	-165
Account Total for Operations and research												
Pres 16	BA:	130	0	0	0	0	0	0	0	0	0	0
Reest	OP:	55	53									
	OT:	128	53	17	7	0	0	0	0	0	0	0
Mar 15	BA:	130	133	136	140	144	149	153	157	162	166	171
Base	OP:	55	53									
	OT:	128	127	129	135	139	143	147	151	156	160	165
Orig	BA:	130	0	0	0	0	0	0	0	0	0	0
Pres	OP:	50	53									
	OT:	125	53	19	7	2	1	0	0	0	0	0
Reest -	BA:	0	-133	-136	-140	-144	-149	-153	-157	-162	-166	-171
Mar15	OP:	0	0									
	OT:	0	-74	-112	-128	-139	-143	-147	-151	-156	-160	-165
Reest -	BA:	0	0	0	0	0	0	0	0	0	0	0
Orig	OP:	5	0									
	OT:	3	0	-2	0	-2	-1	0	0	0	0	0



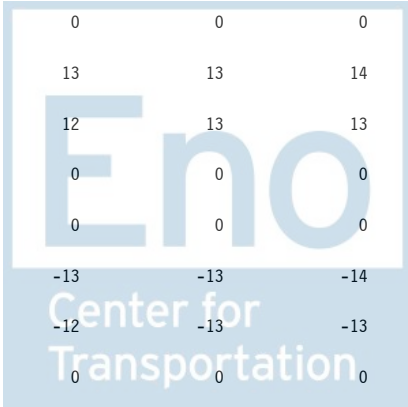
Sorted by FUNC, SFUN, TID, SUB
 (amounts in millions)

		2015	2016	2017	2018	2019	2020	2021	2022	2023	2024	2025
TRANSPORTATION (400)												
Federal Railroad Administration												
Safety and operations												
069 0700 0 1 401 AA01 TT TT 03 0												
Appropriation												
Pres 16	BA:	187	204	208	212	214	216	221	226	230	234	239
Reest	OP:	48	49									
	OT:	201	216	217	216	214	216	220	225	229	233	238
Mar 15	BA:	187	192	199	205	212	220	227	235	243	251	259
Base	OP:	48	49									
	OT:	201	206	208	209	211	219	226	234	242	250	258
Orig	BA:	187	204	208	212	214	216	221	226	230	234	239
Pres	OP:	54	33									
	OT:	193	184	199	209	213	215	219	224	227	231	237
Reest -	BA:	0	12	9	7	2	-4	-6	-9	-13	-17	-20
Mar15	OP:	0	0									
	OT:	0	10	9	7	3	-3	-6	-9	-13	-17	-20
Reest -	BA:	0	0	0	0	0	0	0	0	0	0	0
Orig	OP:	-6	16									
	OT:	8	32	18	7	1	1	1	1	2	2	1




Sorted by FUNC, SFUN, TID, SUB
 (amounts in millions)

		2015	2016	2017	2018	2019	2020	2021	2022	2023	2024	2025
TRANSPORTATION (400)												
Rail Safety Technology Program												
069 0701 0 1 401 AA01 TT TT 03 0												
Appropriation												
Pres 16	BA:	0	0	0	0	0	0	0	0	0	0	0
Reest	OP:	5	5									
	OT:	5	5	0	0	0	0	0	0	0	0	0
Mar 15	BA:	0	0	0	0	0	0	0	0	0	0	0
Base	OP:	5	5									
	OT:	5	5	0	0	0	0	0	0	0	0	0
Orig	BA:	0	0	0	0	0	0	0	0	0	0	0
Pres	OP:	10	0									
	OT:	10	0	0	0	0	0	0	0	0	0	0
Reest -	BA:	0	0	0	0	0	0	0	0	0	0	0
Mar15	OP:	0	0									
	OT:	0	0	0	0	0	0	0	0	0	0	0
Reest -	BA:	0	0	0	0	0	0	0	0	0	0	0
Orig	OP:	-5	5									
	OT:	-5	5	0	0	0	0	0	0	0	0	0
Railroad Safety Grants												
069 0702 0 1 401 AA01 TT TT 03 0												
Appropriation												
Pres 16	BA:	10	0	0	0	0	0	0	0	0	0	0
Reest	OP:	0	3									
	OT:	3	3	3	3	0	0	0	0	0	0	0
Mar 15	BA:	10	10	11	11	11	12	12	13	13	14	14
Base	OP:	0	3									
	OT:	3	6	8	11	11	11	12	12	13	13	14
Orig	BA:	10	0	0	0	0	0	0	0	0	0	0
Pres	OP:	0	4									
	OT:	1	4	5	0	0	0	0	0	0	0	0
Reest -	BA:	0	-10	-11	-11	-11	-12	-12	-13	-13	-14	-14
Mar15	OP:	0	0									
	OT:	0	-3	-5	-8	-11	-11	-12	-12	-13	-13	-14
Reest -	BA:	0	0	0	0	0	0	0	0	0	0	0
Orig	OP:	0	-1									
	OT:	2	-1	-2	3	0	0	0	0	0	0	0




Sorted by FUNC, SFUN, TID, SUB
 (amounts in millions)

		2015	2016	2017	2018	2019	2020	2021	2022	2023	2024	2025
TRANSPORTATION (400)												
Grants to the National Railroad Passenger Corporation												
069 0704 0 1 401 AA02 TT TT 03 0												
Appropriation												
Pres 16	BA:	0	0	0	0	0	0	0	0	0	0	0
Reest	OP:	85	50									
	OT:	85	50	30	0	0	0	0	0	0	0	0
Mar 15	BA:	0	0	0	0	0	0	0	0	0	0	0
Base	OP:	85	50									
	OT:	85	50	30	0	0	0	0	0	0	0	0
Orig	BA:	0	0	0	0	0	0	0	0	0	0	0
Pres	OP:	78	49									
	OT:	78	49	16	0	0	0	0	0	0	0	0
Reest -	BA:	0	0	0	0	0	0	0	0	0	0	0
Mar15	OP:	0	0									
	OT:	0	0	0	0	0	0	0	0	0	0	0
Reest -	BA:	0	0	0	0	0	0	0	0	0	0	0
Orig	OP:	7	1									
	OT:	7	1	14	0	0	0	0	0	0	0	0
Intercity passenger rail grant program												
069 0715 0 1 401 AA01 TT TT 03 0												
Appropriation												
Pres 16	BA:	0	0	0	0	0	0	0	0	0	0	0
Reest	OP:	5	0									
	OT:	5	0	0	0	0	0	0	0	0	0	0
Mar 15	BA:	0	0	0	0	0	0	0	0	0	0	0
Base	OP:	5	0									
	OT:	5	0	0	0	0	0	0	0	0	0	0
Orig	BA:	0	0	0	0	0	0	0	0	0	0	0
Pres	OP:	17	14									
	OT:	17	14	10	7	6	4	0	0	0	0	0
Reest -	BA:	0	0	0	0	0	0	0	0	0	0	0
Mar15	OP:	0	0									
	OT:	0	0	0	0	0	0	0	0	0	0	0
Reest -	BA:	0	0	0	0	0	0	0	0	0	0	0
Orig	OP:	-12	-14									
	OT:	-12	-14	-10	-7	-6	-4	0	0	0	0	0




Sorted by FUNC, SFUN, TID, SUB
 (amounts in millions)

		2015	2016	2017	2018	2019	2020	2021	2022	2023	2024	2025
TRANSPORTATION (400)												
Rail Line Relocation and Improvement Program												
069 0716 0 1 401 AA01 TT TT 03 A												
Appropriation												
Pres 16	BA:	0	0	0	0	0	0	0	0	0	0	0
Reest	OP:	10	1									
	OT:	10	1	0	0	0	0	0	0	0	0	0
Mar 15	BA:	0	0	0	0	0	0	0	0	0	0	0
Base	OP:	10	1									
	OT:	10	1	0	0	0	0	0	0	0	0	0
Orig	BA:	0	0	0	0	0	0	0	0	0	0	0
Pres	OP:	12	12									
	OT:	12	12	11	8	0	0	0	0	0	0	0
Reest -	BA:	0	0	0	0	0	0	0	0	0	0	0
Mar15	OP:	0	0									
	OT:	0	0	0	0	0	0	0	0	0	0	0
Reest -	BA:	0	0	0	0	0	0	0	0	0	0	0
Orig	OP:	-2	-11									
	OT:	-2	-11	-11	-8	0	0	0	0	0	0	0
Capital Assistance for High Speed Rail Corridors												
069 0718 0 1 401 DE01 TT TT 03 A STIM09												
Supplemental Emergency												
Pres 16	BA:	0	0	0	0	0	0	0	0	0	0	0
Reest	OP:	1,350	1,400									
	OT:	1,350	1,400	1,600	5	5	0	0	0	0	0	0
Mar 15	BA:	0	0	0	0	0	0	0	0	0	0	0
Base	OP:	1,350	1,400									
	OT:	1,350	1,400	1,600	5	5	0	0	0	0	0	0
Orig	BA:	0	0	0	0	0	0	0	0	0	0	0
Pres	OP:	0	0									
	OT:	0	0	0	0	0	0	0	0	0	0	0
Reest -	BA:	0	0	0	0	0	0	0	0	0	0	0
Mar15	OP:	0	0									
	OT:	0	0	0	0	0	0	0	0	0	0	0
Reest -	BA:	0	0	0	0	0	0	0	0	0	0	0
Orig	OP:	1,350	1,400									
	OT:	1,350	1,400	1,600	5	5	0	0	0	0	0	0




Sorted by FUNC, SFUN, TID, SUB
 (amounts in millions)

		2015	2016	2017	2018	2019	2020	2021	2022	2023	2024	2025
TRANSPORTATION (400)												
Capital Assistance for High Speed Rail Corridors and Intercity P												
069 0719 0 1 401 AA05 TT TT 03 0												
Appropriation												
Pres 16	BA:	0	0	0	0	0	0	0	0	0	0	0
Reest	OP:	50	100									
	OT:	50	100	150	250	250	250	150	100	75	50	25
Mar 15	BA:	0	0	0	0	0	0	0	0	0	0	0
Base	OP:	50	100									
	OT:	50	100	150	250	250	250	150	100	75	50	25
Orig	BA:	0	0	0	0	0	0	0	0	0	0	0
Pres	OP:	0	0									
	OT:	0	0	0	0	0	0	0	0	0	0	0
Reest -	BA:	0	0	0	0	0	0	0	0	0	0	0
Mar15	OP:	0	0									
	OT:	0	0	0	0	0	0	0	0	0	0	0
Reest -	BA:	0	0	0	0	0	0	0	0	0	0	0
Orig	OP:	50	100									
	OT:	50	100	150	250	250	250	150	100	75	50	25
069 0719 0 1 401 EE01 XX XX 10												
Non-scoreable secondary effect												
Pres 16	BA:	0	0	0	0	0	0	0	0	0	0	0
Reest	OP:	0	0									
	OT:	0	0	0	0	0	0	0	0	0	0	0
Mar 15	BA:	0	0	0	0	0	0	0	0	0	0	0
Base	OP:	0	0									
	OT:	0	0	0	0	0	0	0	0	0	0	0
Orig	BA:	0	0	0	0	0	0	0	0	0	0	0
Pres	OP:	1,812	2,689									
	OT:	1,812	2,689	1,692	769	344	34	0	0	0	0	0
Reest -	BA:	0	0	0	0	0	0	0	0	0	0	0
Mar15	OP:	0	0									
	OT:	0	0	0	0	0	0	0	0	0	0	0
Reest -	BA:	0	0	0	0	0	0	0	0	0	0	0
Orig	OP:	-1,812	-2,689									
	OT:	-1,812	-2,689	-1,692	-769	-344	-34	0	0	0	0	0



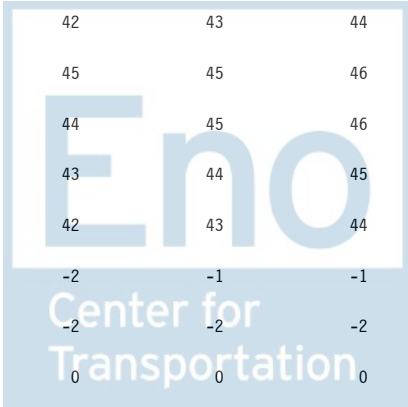
Sorted by FUNC, SFUN, TID, SUB
 (amounts in millions)

		2015	2016	2017	2018	2019	2020	2021	2022	2023	2024	2025
TRANSPORTATION (400)												
Account Total for Capital Assistance for High Speed Rail Corridors and Intercity P												
Pres 16	BA:	0	0	0	0	0	0	0	0	0	0	0
Reest	OP:	50	100		250	250	250	150	100	75	50	25
	OT:	50	100	150	250	250	250	150	100	75	50	25
Mar 15	BA:	0	0	0	0	0	0	0	0	0	0	0
Base	OP:	50	100		250	250	250	150	100	75	50	25
	OT:	50	100	150	250	250	250	150	100	75	50	25
Orig	BA:	0	0	0	0	0	0	0	0	0	0	0
Pres	OP:	1,812	2,689		769	344	34	0	0	0	0	0
	OT:	1,812	2,689	1,692	769	344	34	0	0	0	0	0
Reest -	BA:	0	0	0	0	0	0	0	0	0	0	0
Mar15	OP:	0	0		0	0	0	0	0	0	0	0
	OT:	0	0	0	0	0	0	0	0	0	0	0
Reest -	BA:	0	0	0	0	0	0	0	0	0	0	0
Orig	OP:	-1,762	-2,589		-519	-94	216	150	100	75	50	25
	OT:	-1,762	-2,589	-1,542	-519	-94	216	150	100	75	50	25
Next generation high-speed rail												
069 0722 0 1 401 AA01 TT TT 03												
Appropriation												
Pres 16	BA:	0	0	0	0	0	0	0	0	0	0	0
Reest	OP:	0	0		0	0	0	0	0	0	0	0
	OT:	0	0	0	0	0	0	0	0	0	0	0
Mar 15	BA:	0	0	0	0	0	0	0	0	0	0	0
Base	OP:	0	0		0	0	0	0	0	0	0	0
	OT:	0	0	0	0	0	0	0	0	0	0	0
Orig	BA:	0	0	0	0	0	0	0	0	0	0	0
Pres	OP:	3	3		1	0	0	0	0	0	0	0
	OT:	3	3	2	1	0	0	0	0	0	0	0
Reest -	BA:	0	0	0	0	0	0	0	0	0	0	0
Mar15	OP:	0	0		0	0	0	0	0	0	0	0
	OT:	0	0	0	0	0	0	0	0	0	0	0
Reest -	BA:	0	0	0	0	0	0	0	0	0	0	0
Orig	OP:	-3	-3		-1	0	0	0	0	0	0	0
	OT:	-3	-3	-2	-1	0	0	0	0	0	0	0



Sorted by FUNC, SFUN, TID, SUB
 (amounts in millions)

		2015	2016	2017	2018	2019	2020	2021	2022	2023	2024	2025
TRANSPORTATION (400)												
Pennsylvania station redevelopment project												
069 0723 0 1 401 AA01 TT TT 03 A												
Appropriation												
Pres 16	BA:	0	0	0	0	0	0	0	0	0	0	0
Reest	OP:	10	10									
	OT:	10	10	10	3	0	0	0	0	0	0	0
Mar 15	BA:	0	0	0	0	0	0	0	0	0	0	0
Base	OP:	10	10									
	OT:	10	10	10	3	0	0	0	0	0	0	0
Orig	BA:	0	0	0	0	0	0	0	0	0	0	0
Pres	OP:	14	10									
	OT:	14	10	9	1	0	0	0	0	0	0	0
Reest -	BA:	0	0	0	0	0	0	0	0	0	0	0
Mar15	OP:	0	0									
	OT:	0	0	0	0	0	0	0	0	0	0	0
Reest -	BA:	0	0	0	0	0	0	0	0	0	0	0
Orig	OP:	-4	0									
	OT:	-4	0	1	2	0	0	0	0	0	0	0
Railroad research and development												
069 0745 0 1 401 AA01 TT TT 03 0												
Appropriation												
Pres 16	BA:	39	39	40	41	41	41	42	43	44	45	46
Reest	OP:	20	19									
	OT:	43	42	41	40	41	41	42	42	43	44	45
Mar 15	BA:	39	40	40	41	42	43	44	45	45	46	47
Base	OP:	20	19									
	OT:	43	43	41	41	41	42	43	44	45	46	46
Orig	BA:	39	39	40	41	41	41	42	43	44	45	46
Pres	OP:	34	28									
	OT:	46	40	37	40	40	41	42	42	43	44	45
Reest -	BA:	0	-1	0	0	-1	-2	-2	-2	-1	-1	-1
Mar15	OP:	0	0									
	OT:	0	-1	0	-1	0	-1	-1	-2	-2	-2	-1
Reest -	BA:	0	0	0	0	0	0	0	0	0	0	0
Orig	OP:	-14	-9									
	OT:	-3	2	4	0	1	0	0	0	0	0	0




Sorted by FUNC, SFUN, TID, SUB
 (amounts in millions)

		2015	2016	2017	2018	2019	2020	2021	2022	2023	2024	2025
TRANSPORTATION (400)												
Railroad rehabilitation and improvement program												
069 0750 0 1 401 BA01 48 76 10 N RD												
Federal Fund												
Pres 16	BA:	-27	0	0	0	0	0	0	0	0	0	0
Reest	OP:	0	0									
	OT:	-27	0	0	0	0	0	0	0	0	0	0
Mar 15	BA:	-27	0	0	0	0	0	0	0	0	0	0
Base	OP:	0	0									
	OT:	-27	0	0	0	0	0	0	0	0	0	0
Orig	BA:	-27	0	0	0	0	0	0	0	0	0	0
Pres	OP:	0	0									
	OT:	-27	0	0	0	0	0	0	0	0	0	0
Reest -	BA:	0	0	0	0	0	0	0	0	0	0	0
Mar15	OP:	0	0									
	OT:	0	0	0	0	0	0	0	0	0	0	0
Reest -	BA:	0	0	0	0	0	0	0	0	0	0	0
Orig	OP:	0	0									
	OT:	0	0	0	0	0	0	0	0	0	0	0




Sorted by FUNC, SFUN, TID, SUB
 (amounts in millions)

		2015	2016	2017	2018	2019	2020	2021	2022	2023	2024	2025
TRANSPORTATION (400)												
Federal Transit Administration												
Transit Capital Assistance, Recovery Act												
069 1101 0 1 401 AA01 TT TT 03												
Appropriation												
Pres 16	BA:	0	0	0	0	0	0	0	0	0	0	0
Reest	OP:	0	0									
	OT:	0	0	0	0	0	0	0	0	0	0	0
Mar 15	BA:	0	0	0	0	0	0	0	0	0	0	0
Base	OP:	0	0									
	OT:	0	0	0	0	0	0	0	0	0	0	0
Orig	BA:	0	0	0	0	0	0	0	0	0	0	0
Pres	OP:	158	0									
	OT:	158	0	0	0	0	0	0	0	0	0	0
Reest -	BA:	0	0	0	0	0	0	0	0	0	0	0
Mar15	OP:	0	0									
	OT:	0	0	0	0	0	0	0	0	0	0	0
Reest -	BA:	0	0	0	0	0	0	0	0	0	0	0
Orig	OP:	-158	0									
	OT:	-158	0	0	0	0	0	0	0	0	0	0
069 1101 0 1 401 DE01 TT TT 03 A STIM09												
Supplemental Emergency												
Pres 16	BA:	0	0	0	0	0	0	0	0	0	0	0
Reest	OP:	157	0									
	OT:	157	0	0	0	0	0	0	0	0	0	0
Mar 15	BA:	0	0	0	0	0	0	0	0	0	0	0
Base	OP:	157	0									
	OT:	157	0	0	0	0	0	0	0	0	0	0
Orig	BA:	0	0	0	0	0	0	0	0	0	0	0
Pres	OP:	0	0									
	OT:	0	0	0	0	0	0	0	0	0	0	0
Reest -	BA:	0	0	0	0	0	0	0	0	0	0	0
Mar15	OP:	0	0									
	OT:	0	0	0	0	0	0	0	0	0	0	0
Reest -	BA:	0	0	0	0	0	0	0	0	0	0	0
Orig	OP:	157	0									
	OT:	157	0	0	0	0	0	0	0	0	0	0



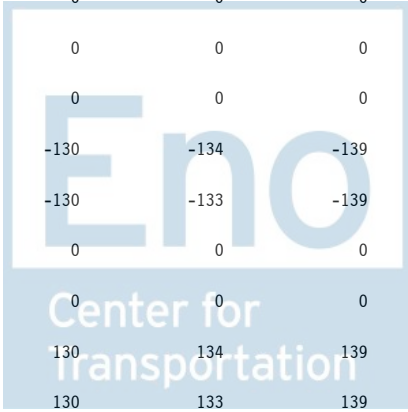
Sorted by FUNC, SFUN, TID, SUB
 (amounts in millions)

		2015	2016	2017	2018	2019	2020	2021	2022	2023	2024	2025
TRANSPORTATION (400)												
Account Total for Transit Capital Assistance, Recovery Act												
Pres 16	BA:	0	0	0	0	0	0	0	0	0	0	0
Reest	OP:	157	0									
	OT:	157	0	0	0	0	0	0	0	0	0	0
Mar 15	BA:	0	0	0	0	0	0	0	0	0	0	0
Base	OP:	157	0									
	OT:	157	0	0	0	0	0	0	0	0	0	0
Orig	BA:	0	0	0	0	0	0	0	0	0	0	0
Pres	OP:	158	0									
	OT:	158	0	0	0	0	0	0	0	0	0	0
Reest -	BA:	0	0	0	0	0	0	0	0	0	0	0
Mar15	OP:	0	0									
	OT:	0	0	0	0	0	0	0	0	0	0	0
Reest -	BA:	0	0	0	0	0	0	0	0	0	0	0
Orig	OP:	-1	0									
	OT:	-1	0	0	0	0	0	0	0	0	0	0
Fixed Guideway Infrastructure Investment, Recovery Act												
069 1102 0 1 401 AA01 TT TT 03												
Appropriation												
Pres 16	BA:	0	0	0	0	0	0	0	0	0	0	0
Reest	OP:	0	0									
	OT:	0	0	0	0	0	0	0	0	0	0	0
Mar 15	BA:	0	0	0	0	0	0	0	0	0	0	0
Base	OP:	0	0									
	OT:	0	0	0	0	0	0	0	0	0	0	0
Orig	BA:	0	0	0	0	0	0	0	0	0	0	0
Pres	OP:	16	0									
	OT:	16	0	0	0	0	0	0	0	0	0	0
Reest -	BA:	0	0	0	0	0	0	0	0	0	0	0
Mar15	OP:	0	0									
	OT:	0	0	0	0	0	0	0	0	0	0	0
Reest -	BA:	0	0	0	0	0	0	0	0	0	0	0
Orig	OP:	-16	0									
	OT:	-16	0	0	0	0	0	0	0	0	0	0



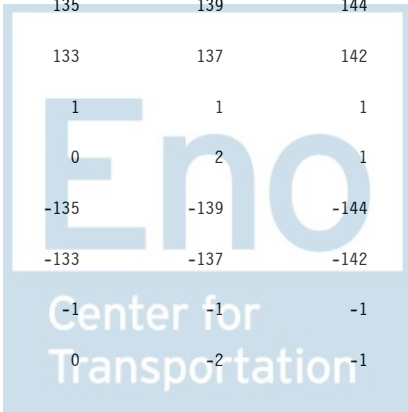
Sorted by FUNC, SFUN, TID, SUB
 (amounts in millions)

		2015	2016	2017	2018	2019	2020	2021	2022	2023	2024	2025
TRANSPORTATION (400)												
Administrative expenses												
069 1120 0 1 401 AA01 TT TT 05 0												
Appropriation												
Pres 16	BA:	106	0	0	0	0	0	0	0	0	0	0
Reest	OP:	12	13									
	OT:	102	13	4	0	0	0	0	0	0	0	0
Mar 15	BA:	106	109	113	117	121	126	130	135	139	144	149
Base	OP:	12	13									
	OT:	102	106	111	115	119	124	128	133	137	142	147
Orig	BA:	0	0	0	0	0	0	0	0	0	0	0
Pres	OP:	0	0									
	OT:	0	0	0	0	0	0	0	0	0	0	0
Reest -	BA:	0	-109	-113	-117	-121	-126	-130	-135	-139	-144	-149
Mar15	OP:	0	0									
	OT:	0	-93	-107	-115	-119	-124	-128	-133	-137	-142	-147
Reest -	BA:	106	0	0	0	0	0	0	0	0	0	0
Orig	OP:	12	13									
	OT:	102	13	4	0	0	0	0	0	0	0	0
069 1120 0 1 401 EA01 48 68 10												
Proposed Legislation												
Pres 16	BA:	0	0	0	0	0	0	0	0	0	0	0
Reest	OP:	0	0									
	OT:	0	0	0	0	0	0	0	0	0	0	0
Mar 15	BA:	0	0	0	0	0	0	0	0	0	0	0
Base	OP:	0	0									
	OT:	0	0	0	0	0	0	0	0	0	0	0
Orig	BA:	0	-108	-112	-116	-119	-123	-127	-130	-134	-139	-143
Pres	OP:	0	0									
	OT:	0	-108	-111	-116	-119	-123	-127	-130	-133	-139	-143
Reest -	BA:	0	0	0	0	0	0	0	0	0	0	0
Mar15	OP:	0	0									
	OT:	0	0	0	0	0	0	0	0	0	0	0
Reest -	BA:	0	108	112	116	119	123	127	130	134	139	143
Orig	OP:	0	0									
	OT:	0	108	111	116	119	123	127	130	133	139	143



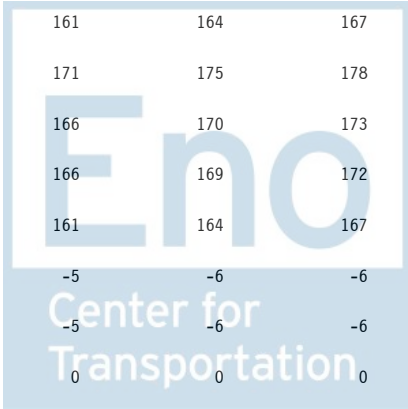
Sorted by FUNC, SFUN, TID, SUB
 (amounts in millions)

		2015	2016	2017	2018	2019	2020	2021	2022	2023	2024	2025
TRANSPORTATION (400)												
069 1120 0 1 401 EE01 XX XX 10												
Non-scoreable secondary effect												
Pres 16	BA:	0	0	0	0	0	0	0	0	0	0	0
Reest	OP:	0	0									
	OT:	0	0	0	0	0	0	0	0	0	0	0
Mar 15	BA:	0	0	0	0	0	0	0	0	0	0	0
Base	OP:	0	0									
	OT:	0	0	0	0	0	0	0	0	0	0	0
Orig	BA:	106	109	113	117	120	124	128	131	135	140	144
Pres	OP:	13	6									
	OT:	114	110	112	117	120	124	128	130	135	140	144
Reest -	BA:	0	0	0	0	0	0	0	0	0	0	0
Mar15	OP:	0	0									
	OT:	0	0	0	0	0	0	0	0	0	0	0
Reest -	BA:	-106	-109	-113	-117	-120	-124	-128	-131	-135	-140	-144
Orig	OP:	-13	-6									
	OT:	-114	-110	-112	-117	-120	-124	-128	-130	-135	-140	-144
Account Total for Administrative expenses												
Pres 16	BA:	106	0	0	0	0	0	0	0	0	0	0
Reest	OP:	12	13									
	OT:	102	13	4	0	0	0	0	0	0	0	0
Mar 15	BA:	106	109	113	117	121	126	130	135	139	144	149
Base	OP:	12	13									
	OT:	102	106	111	115	119	124	128	133	137	142	147
Orig	BA:	106	1	1	1	1	1	1	1	1	1	1
Pres	OP:	13	6									
	OT:	114	2	1	1	1	1	1	0	2	1	1
Reest -	BA:	0	-109	-113	-117	-121	-126	-130	-135	-139	-144	-149
Mar15	OP:	0	0									
	OT:	0	-93	-107	-115	-119	-124	-128	-133	-137	-142	-147
Reest -	BA:	0	-1	-1	-1	-1	-1	-1	-1	-1	-1	-1
Orig	OP:	-1	7									
	OT:	-12	11	3	-1	-1	-1	-1	0	-2	-1	-1




Sorted by FUNC, SFUN, TID, SUB
 (amounts in millions)

		2015	2016	2017	2018	2019	2020	2021	2022	2023	2024	2025
TRANSPORTATION (400)												
Job access and reverse commute grants												
069 1125 0 1 401 AA03 TT TT 03												
Appropriation												
Pres 16	BA:	0	0	0	0	0	0	0	0	0	0	0
Reest	OP:	0	0									
	OT:	0	0	0	0	0	0	0	0	0	0	0
Mar 15	BA:	0	0	0	0	0	0	0	0	0	0	0
Base	OP:	0	0									
	OT:	0	0	0	0	0	0	0	0	0	0	0
Orig	BA:	0	0	0	0	0	0	0	0	0	0	0
Pres	OP:	4	0									
	OT:	4	0	0	0	0	0	0	0	0	0	0
Reest -	BA:	0	0	0	0	0	0	0	0	0	0	0
Mar15	OP:	0	0									
	OT:	0	0	0	0	0	0	0	0	0	0	0
Reest -	BA:	0	0	0	0	0	0	0	0	0	0	0
Orig	OP:	-4	0									
	OT:	-4	0	0	0	0	0	0	0	0	0	0
Washington Metropolitan Area Transit Authority												
069 1128 0 1 401 AA01 TT TT 05 0												
Appropriation												
Pres 16	BA:	150	150	153	156	158	159	162	166	169	172	176
Reest	OP:	63	95									
	OT:	101	133	155	155	156	156	159	161	164	167	171
Mar 15	BA:	150	152	155	158	161	165	168	171	175	178	182
Base	OP:	63	95									
	OT:	101	133	156	157	158	160	163	166	170	173	176
Orig	BA:	150	150	153	156	158	159	162	166	169	172	176
Pres	OP:	103	141									
	OT:	141	179	153	178	165	170	158	161	164	167	170
Reest -	BA:	0	-2	-2	-2	-3	-6	-6	-5	-6	-6	-6
Mar15	OP:	0	0									
	OT:	0	0	-1	-2	-2	-4	-4	-5	-6	-6	-5
Reest -	BA:	0	0	0	0	0	0	0	0	0	0	0
Orig	OP:	-40	-46									
	OT:	-40	-46	2	-23	-9	-14	1	0	0	0	1




Sorted by FUNC, SFUN, TID, SUB
 (amounts in millions)

		2015	2016	2017	2018	2019	2020	2021	2022	2023	2024	2025
TRANSPORTATION (400)												
Formula grants												
069 1129 0 1 401 AA01 TT TT 05 A												
Appropriation												
Pres 16	BA:	0	0	0	0	0	0	0	0	0	0	0
Reest	OP:	50	25									
	OT:	50	25	10	5	5	5	5	5	5	5	5
Mar 15	BA:	0	0	0	0	0	0	0	0	0	0	0
Base	OP:	50	25									
	OT:	50	25	10	5	5	5	5	5	5	5	5
Orig	BA:	0	0	0	0	0	0	0	0	0	0	0
Pres	OP:	0	0									
	OT:	0	0	0	0	0	0	0	0	0	0	0
Reest -	BA:	0	0	0	0	0	0	0	0	0	0	0
Mar15	OP:	0	0									
	OT:	0	0	0	0	0	0	0	0	0	0	0
Reest -	BA:	0	0	0	0	0	0	0	0	0	0	0
Orig	OP:	50	25									
	OT:	50	25	10	5	5	5	5	5	5	5	5
069 1129 0 1 401 AA03 TT TT 03												
Appropriation												
Pres 16	BA:	0	0	0	0	0	0	0	0	0	0	0
Reest	OP:	0	0									
	OT:	0	0	0	0	0	0	0	0	0	0	0
Mar 15	BA:	0	0	0	0	0	0	0	0	0	0	0
Base	OP:	0	0									
	OT:	0	0	0	0	0	0	0	0	0	0	0
Orig	BA:	0	0	0	0	0	0	0	0	0	0	0
Pres	OP:	107	107									
	OT:	107	107	0	0	0	0	0	0	0	0	0
Reest -	BA:	0	0	0	0	0	0	0	0	0	0	0
Mar15	OP:	0	0									
	OT:	0	0	0	0	0	0	0	0	0	0	0
Reest -	BA:	0	0	0	0	0	0	0	0	0	0	0
Orig	OP:	-107	-107									
	OT:	-107	-107	0	0	0	0	0	0	0	0	0




Sorted by FUNC, SFUN, TID, SUB
 (amounts in millions)

		2015	2016	2017	2018	2019	2020	2021	2022	2023	2024	2025
TRANSPORTATION (400)												
Account Total for Formula grants												
Pres 16	BA:	0	0	0	0	0	0	0	0	0	0	0
Reest	OP:	50	25		5	5	5	5	5	5	5	5
	OT:	50	25	10	5	5	5	5	5	5	5	5
Mar 15	BA:	0	0	0	0	0	0	0	0	0	0	0
Base	OP:	50	25		5	5	5	5	5	5	5	5
	OT:	50	25	10	5	5	5	5	5	5	5	5
Orig	BA:	0	0	0	0	0	0	0	0	0	0	0
Pres	OP:	107	107		0	0	0	0	0	0	0	0
	OT:	107	107	0	0	0	0	0	0	0	0	0
Reest -	BA:	0	0	0	0	0	0	0	0	0	0	0
Mar15	OP:	0	0		0	0	0	0	0	0	0	0
	OT:	0	0	0	0	0	0	0	0	0	0	0
Reest -	BA:	0	0	0	0	0	0	0	0	0	0	0
Orig	OP:	-57	-82		0	0	0	0	0	0	0	0
	OT:	-57	-82	10	5	5	5	5	5	5	5	5
Grants for Energy Efficiency and Greenhouse Gas Reductions												
069 1131 0 1 401 AA01 TT TT 05 0												
Appropriation												
Pres 16	BA:	0	0	0	0	0	0	0	0	0	0	0
Reest	OP:	25	20		5	1	0	0	0	0	0	0
	OT:	25	20	10	5	1	0	0	0	0	0	0
Mar 15	BA:	0	0	0	0	0	0	0	0	0	0	0
Base	OP:	25	20		5	1	0	0	0	0	0	0
	OT:	25	20	10	5	1	0	0	0	0	0	0
Orig	BA:	0	0	0	0	0	0	0	0	0	0	0
Pres	OP:	0	0		0	0	0	0	0	0	0	0
	OT:	0	0	0	0	0	0	0	0	0	0	0
Reest -	BA:	0	0	0	0	0	0	0	0	0	0	0
Mar15	OP:	0	0		0	0	0	0	0	0	0	0
	OT:	0	0	0	0	0	0	0	0	0	0	0
Reest -	BA:	0	0	0	0	0	0	0	0	0	0	0
Orig	OP:	25	20		0	0	0	0	0	0	0	0
	OT:	25	20	10	5	1	0	0	0	0	0	0




Sorted by FUNC, SFUN, TID, SUB
 (amounts in millions)

		2015	2016	2017	2018	2019	2020	2021	2022	2023	2024	2025
TRANSPORTATION (400)												
069 1131 0 1 401 AA02 TT TT 03												
Appropriation												
Pres 16	BA:	0	0	0	0	0	0	0	0	0	0	0
Reest	OP:	0	0									
	OT:	0	0	0	0	0	0	0	0	0	0	0
Mar 15	BA:	0	0	0	0	0	0	0	0	0	0	0
Base	OP:	0	0									
	OT:	0	0	0	0	0	0	0	0	0	0	0
Orig	BA:	0	0	0	0	0	0	0	0	0	0	0
Pres	OP:	32	30									
	OT:	32	30	0	0	0	0	0	0	0	0	0
Reest -	BA:	0	0	0	0	0	0	0	0	0	0	0
Mar15	OP:	0	0									
	OT:	0	0	0	0	0	0	0	0	0	0	0
Reest -	BA:	0	0	0	0	0	0	0	0	0	0	0
Orig	OP:	-32	-30									
	OT:	-32	-30	0	0	0	0	0	0	0	0	0
Account Total for Grants for Energy Efficiency and Greenhouse Gas Reductions												
Pres 16	BA:	0	0	0	0	0	0	0	0	0	0	0
Reest	OP:	25	20									
	OT:	25	20	10	5	1	0	0	0	0	0	0
Mar 15	BA:	0	0	0	0	0	0	0	0	0	0	0
Base	OP:	25	20									
	OT:	25	20	10	5	1	0	0	0	0	0	0
Orig	BA:	0	0	0	0	0	0	0	0	0	0	0
Pres	OP:	32	30									
	OT:	32	30	0	0	0	0	0	0	0	0	0
Reest -	BA:	0	0	0	0	0	0	0	0	0	0	0
Mar15	OP:	0	0									
	OT:	0	0	0	0	0	0	0	0	0	0	0
Reest -	BA:	0	0	0	0	0	0	0	0	0	0	0
Orig	OP:	-7	-10									
	OT:	-7	-10	10	5	1	0	0	0	0	0	0



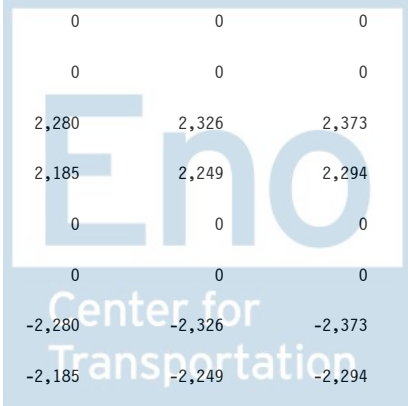
Sorted by FUNC, SFUN, TID, SUB
 (amounts in millions)

		2015	2016	2017	2018	2019	2020	2021	2022	2023	2024	2025
TRANSPORTATION (400)												
Capital investment grants												
069 1134 0 1 401 AA01 TT TT 05 0												
Appropriation												
Pres 16	BA:	2,120	0	0	0	0	0	0	0	0	0	0
Reest	OP:	1,720	1,815									
	OT:	2,080	1,815	1,224	806	533	348	80	0	0	0	0
Mar 15	BA:	2,120	2,152	2,190	2,234	2,279	2,326	2,372	2,421	2,470	2,521	2,572
Base	OP:	1,720	1,815									
	OT:	2,080	2,181	2,220	2,251	2,286	2,373	2,296	2,303	2,350	2,398	2,446
Orig	BA:	0	0	0	0	0	0	0	0	0	0	0
Pres	OP:	0	0									
	OT:	0	0	0	0	0	0	0	0	0	0	0
Reest -	BA:	0	-2,152	-2,190	-2,234	-2,279	-2,326	-2,372	-2,421	-2,470	-2,521	-2,572
Mar15	OP:	0	0									
	OT:	0	-366	-996	-1,445	-1,753	-2,025	-2,216	-2,303	-2,350	-2,398	-2,446
Reest -	BA:	2,120	0	0	0	0	0	0	0	0	0	0
Orig	OP:	1,720	1,815									
	OT:	2,080	1,815	1,224	806	533	348	80	0	0	0	0
069 1134 0 1 401 AA03 TT TT 03												
Appropriation												
Pres 16	BA:	0	0	0	0	0	0	0	0	0	0	0
Reest	OP:	0	0									
	OT:	0	0	0	0	0	0	0	0	0	0	0
Mar 15	BA:	0	0	0	0	0	0	0	0	0	0	0
Base	OP:	0	0									
	OT:	0	0	0	0	0	0	0	0	0	0	0
Orig	BA:	0	0	0	0	0	0	0	0	0	0	0
Pres	OP:	45	39									
	OT:	45	39	1	1	1	1	1	1	0	0	0
Reest -	BA:	0	0	0	0	0	0	0	0	0	0	0
Mar15	OP:	0	0									
	OT:	0	0	0	0	0	0	0	0	0	0	0
Reest -	BA:	0	0	0	0	0	0	0	0	0	0	0
Orig	OP:	-45	-39									
	OT:	-45	-39	-1	-1	-1	-1	-1	-1	0	0	0



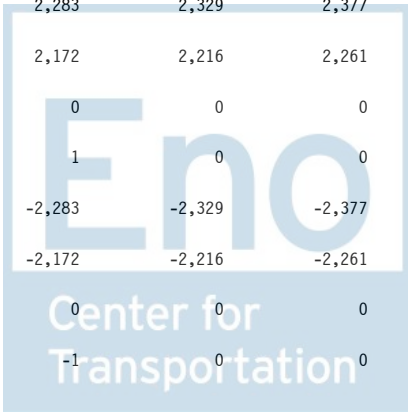
Sorted by FUNC, SFUN, TID, SUB
 (amounts in millions)

		2015	2016	2017	2018	2019	2020	2021	2022	2023	2024	2025
TRANSPORTATION (400)												
069 1134 0 1 401 EA01 48 68 10												
Proposed Legislation												
Pres 16	BA:	0	0	0	0	0	0	0	0	0	0	0
Reest	OP:	0	0	0	0	0	0	0	0	0	0	0
	OT:	0	0	0	0	0	0	0	0	0	0	0
Mar 15	BA:	0	0	0	0	0	0	0	0	0	0	0
Base	OP:	0	0	0	0	0	0	0	0	0	0	0
	OT:	0	0	0	0	0	0	0	0	0	0	0
Orig	BA:	0	-2,031	-2,068	-2,107	-2,149	-2,192	-2,236	-2,280	-2,326	-2,373	-2,420
Pres	OP:	0	-1,552									
	OT:	0	-2,141	-2,897	-2,206	-2,147	-2,218	-2,200	-2,185	-2,249	-2,294	-2,340
Reest -	BA:	0	0	0	0	0	0	0	0	0	0	0
Mar15	OP:	0	0	0	0	0	0	0	0	0	0	0
	OT:	0	0	0	0	0	0	0	0	0	0	0
Reest -	BA:	0	2,031	2,068	2,107	2,149	2,192	2,236	2,280	2,326	2,373	2,420
Orig	OP:	0	1,552									
	OT:	0	2,141	2,897	2,206	2,147	2,218	2,200	2,185	2,249	2,294	2,340
069 1134 0 1 401 EE01 XX XX 10												
Non-scoreable secondary effect												
Pres 16	BA:	0	0	0	0	0	0	0	0	0	0	0
Reest	OP:	0	0	0	0	0	0	0	0	0	0	0
	OT:	0	0	0	0	0	0	0	0	0	0	0
Mar 15	BA:	0	0	0	0	0	0	0	0	0	0	0
Base	OP:	0	0	0	0	0	0	0	0	0	0	0
	OT:	0	0	0	0	0	0	0	0	0	0	0
Orig	BA:	1,999	2,031	2,068	2,107	2,149	2,192	2,236	2,280	2,326	2,373	2,420
Pres	OP:	1,387	1,513									
	OT:	1,967	2,102	2,895	2,206	2,147	2,217	2,199	2,185	2,249	2,294	2,340
Reest -	BA:	0	0	0	0	0	0	0	0	0	0	0
Mar15	OP:	0	0	0	0	0	0	0	0	0	0	0
	OT:	0	0	0	0	0	0	0	0	0	0	0
Reest -	BA:	-1,999	-2,031	-2,068	-2,107	-2,149	-2,192	-2,236	-2,280	-2,326	-2,373	-2,420
Orig	OP:	-1,387	-1,513									
	OT:	-1,967	-2,102	-2,895	-2,206	-2,147	-2,217	-2,199	-2,185	-2,249	-2,294	-2,340



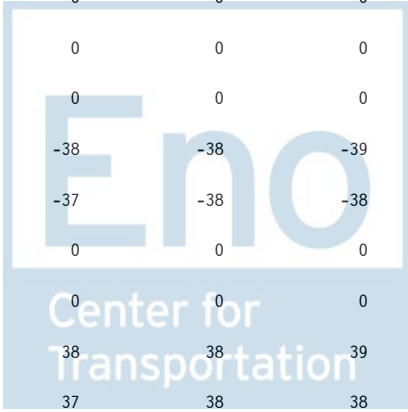
Sorted by FUNC, SFUN, TID, SUB
 (amounts in millions)

		2015	2016	2017	2018	2019	2020	2021	2022	2023	2024	2025
TRANSPORTATION (400)												
069 1134 0 1 401 IA02 TT TT 05 0												
Rescission												
Pres 16	BA:	-121	0	0	0	0	0	0	0	0	0	0
Reest	OP:	0	-35									
	OT:	-21	-35	-24	-16	-13	-8	-2	0	0	0	0
Mar 15	BA:	-121	-123	-125	-128	-130	-133	-135	-138	-141	-144	-147
Base	OP:	0	-35									
	OT:	-21	-56	-81	-98	-114	-124	-129	-131	-134	-137	-140
Orig	BA:	0	0	0	0	0	0	0	0	0	0	0
Pres	OP:	0	0									
	OT:	0	0	0	0	0	0	0	0	0	0	0
Reest -	BA:	0	123	125	128	130	133	135	138	141	144	147
Mar15	OP:	0	0									
	OT:	0	21	57	82	101	116	127	131	134	137	140
Reest -	BA:	-121	0	0	0	0	0	0	0	0	0	0
Orig	OP:	0	-35									
	OT:	-21	-35	-24	-16	-13	-8	-2	0	0	0	0
Account Total for Capital investment grants												
Pres 16	BA:	1,999	0	0	0	0	0	0	0	0	0	0
Reest	OP:	1,720	1,780									
	OT:	2,059	1,780	1,200	790	520	340	78	0	0	0	0
Mar 15	BA:	1,999	2,029	2,065	2,106	2,149	2,193	2,237	2,283	2,329	2,377	2,425
Base	OP:	1,720	1,780									
	OT:	2,059	2,125	2,139	2,153	2,172	2,249	2,167	2,172	2,216	2,261	2,306
Orig	BA:	1,999	0	0	0	0	0	0	0	0	0	0
Pres	OP:	1,432	0									
	OT:	2,012	0	-1	1	1	0	0	1	0	0	0
Reest -	BA:	0	-2,029	-2,065	-2,106	-2,149	-2,193	-2,237	-2,283	-2,329	-2,377	-2,425
Mar15	OP:	0	0									
	OT:	0	-345	-939	-1,363	-1,652	-1,909	-2,089	-2,172	-2,216	-2,261	-2,306
Reest -	BA:	0	0	0	0	0	0	0	0	0	0	0
Orig	OP:	288	1,780									
	OT:	47	1,780	1,201	789	519	340	78	-1	0	0	0



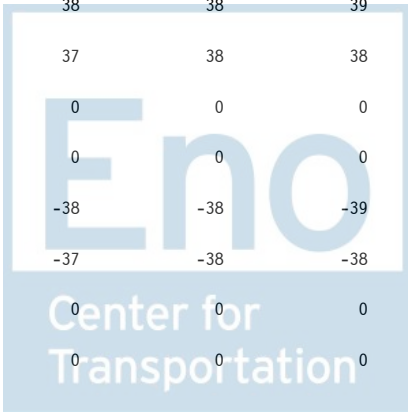
Sorted by FUNC, SFUN, TID, SUB
 (amounts in millions)

		2015	2016	2017	2018	2019	2020	2021	2022	2023	2024	2025
TRANSPORTATION (400)												
Transit Research												
069 1137 0 1 401 AA01 TT TT 05 0												
Appropriation												
Pres 16	BA:	33	0	0	0	0	0	0	0	0	0	0
Reest	OP:	30	30									
	OT:	38	30	12	3	3	2	1	0	0	0	0
Mar 15	BA:	33	33	34	35	35	36	37	38	38	39	40
Base	OP:	30	30									
	OT:	38	38	37	37	38	37	37	37	38	38	39
Orig	BA:	0	0	0	0	0	0	0	0	0	0	0
Pres	OP:	0	0									
	OT:	0	0	0	0	0	0	0	0	0	0	0
Reest -	BA:	0	-33	-34	-35	-35	-36	-37	-38	-38	-39	-40
Mar15	OP:	0	0									
	OT:	0	-8	-25	-34	-35	-35	-36	-37	-38	-38	-39
Reest -	BA:	33	0	0	0	0	0	0	0	0	0	0
Orig	OP:	30	30									
	OT:	38	30	12	3	3	2	1	0	0	0	0
069 1137 0 1 401 EA01 48 72 10												
Proposed Legislation												
Pres 16	BA:	0	0	0	0	0	0	0	0	0	0	0
Reest	OP:	0	0									
	OT:	0	0	0	0	0	0	0	0	0	0	0
Mar 15	BA:	0	0	0	0	0	0	0	0	0	0	0
Base	OP:	0	0									
	OT:	0	0	0	0	0	0	0	0	0	0	0
Orig	BA:	0	-34	-34	-35	-35	-36	-37	-38	-38	-39	-40
Pres	OP:	0	-71									
	OT:	0	-78	-65	-71	-54	-35	-35	-37	-38	-38	-39
Reest -	BA:	0	0	0	0	0	0	0	0	0	0	0
Mar15	OP:	0	0									
	OT:	0	0	0	0	0	0	0	0	0	0	0
Reest -	BA:	0	34	34	35	35	36	37	38	38	39	40
Orig	OP:	0	71									
	OT:	0	78	65	71	54	35	35	37	38	38	39




Sorted by FUNC, SFUN, TID, SUB
 (amounts in millions)

		2015	2016	2017	2018	2019	2020	2021	2022	2023	2024	2025
TRANSPORTATION (400)												
069 1137 0 1 401 EE01 XX XX 10												
Non-scoreable secondary effect												
Pres 16	BA:	0	0	0	0	0	0	0	0	0	0	0
Reest	OP:	0	0									
	OT:	0	0	0	0	0	0	0	0	0	0	0
Mar 15	BA:	0	0	0	0	0	0	0	0	0	0	0
Base	OP:	0	0									
	OT:	0	0	0	0	0	0	0	0	0	0	0
Orig	BA:	33	34	34	35	35	36	37	38	38	39	40
Pres	OP:	41	71									
	OT:	48	78	65	71	54	35	35	37	38	38	39
Reest -	BA:	0	0	0	0	0	0	0	0	0	0	0
Mar15	OP:	0	0									
	OT:	0	0	0	0	0	0	0	0	0	0	0
Reest -	BA:	-33	-34	-34	-35	-35	-36	-37	-38	-38	-39	-40
Orig	OP:	-41	-71									
	OT:	-48	-78	-65	-71	-54	-35	-35	-37	-38	-38	-39
Account Total for Transit Research												
Pres 16	BA:	33	0	0	0	0	0	0	0	0	0	0
Reest	OP:	30	30									
	OT:	38	30	12	3	3	2	1	0	0	0	0
Mar 15	BA:	33	33	34	35	35	36	37	38	38	39	40
Base	OP:	30	30									
	OT:	38	38	37	37	38	37	37	37	38	38	39
Orig	BA:	33	0	0	0	0	0	0	0	0	0	0
Pres	OP:	41	0									
	OT:	48	0	0	0	0	0	0	0	0	0	0
Reest -	BA:	0	-33	-34	-35	-35	-36	-37	-38	-38	-39	-40
Mar15	OP:	0	0									
	OT:	0	-8	-25	-34	-35	-35	-36	-37	-38	-38	-39
Reest -	BA:	0	0	0	0	0	0	0	0	0	0	0
Orig	OP:	-11	30									
	OT:	-10	30	12	3	3	2	1	0	0	0	0




Sorted by FUNC, SFUN, TID, SUB
 (amounts in millions)

		2015	2016	2017	2018	2019	2020	2021	2022	2023	2024	2025
TRANSPORTATION (400)												
Public Transportation Emergency Relief Program												
069 1140 0 1 401 AA02 TT TT 03 0												
Appropriation												
Pres 16	BA:	0	0	0	0	0	0	0	0	0	0	0
Reest	OP:	800	1,200									
	OT:	800	1,200	1,200	1,250	1,300	1,250	1,000	750	514	146	50
Mar 15	BA:	0	0	0	0	0	0	0	0	0	0	0
Base	OP:	800	1,200									
	OT:	800	1,200	1,200	1,250	1,300	1,250	1,000	750	514	146	50
Orig	BA:	0	0	0	0	0	0	0	0	0	0	0
Pres	OP:	800	1,220									
	OT:	800	1,220	1,423	1,423	1,220	1,118	813	508	407	363	0
Reest -	BA:	0	0	0	0	0	0	0	0	0	0	0
Mar15	OP:	0	0									
	OT:	0	0	0	0	0	0	0	0	0	0	0
Reest -	BA:	0	0	0	0	0	0	0	0	0	0	0
Orig	OP:	0	-20									
	OT:	0	-20	-223	-173	80	132	187	242	107	-217	50
Technical Assistance and Training												
069 1142 0 1 401 AA01 TT TT 05 0												
Appropriation												
Pres 16	BA:	5	0	0	0	0	0	0	0	0	0	0
Reest	OP:	1	2									
	OT:	2	2	2	1	0	0	0	0	0	0	0
Mar 15	BA:	5	5	5	5	5	5	6	6	6	6	6
Base	OP:	1	2									
	OT:	2	3	5	5	5	5	5	6	6	6	6
Orig	BA:	0	0	0	0	0	0	0	0	0	0	0
Pres	OP:	1	0									
	OT:	1	0	0	0	0	0	0	0	0	0	0
Reest -	BA:	0	-5	-5	-5	-5	-5	-6	-6	-6	-6	-6
Mar15	OP:	0	0									
	OT:	0	-1	-3	-4	-5	-5	-5	-6	-6	-6	-6
Reest -	BA:	5	0	0	0	0	0	0	0	0	0	0
Orig	OP:	0	2									
	OT:	1	2	2	1	0	0	0	0	0	0	0




Sorted by FUNC, SFUN, TID, SUB
 (amounts in millions)

		2015	2016	2017	2018	2019	2020	2021	2022	2023	2024	2025
TRANSPORTATION (400)												
069 1142 0 1 401 EA01 48 68 10												
Proposed Legislation												
Pres 16	BA:	0	5	5	5	5	6	0	0	0	0	0
Reest	OP:	0	0									
	OT:	0	1	3	4	5	5	4	3	2	0	0
Mar 15	BA:	0	0	0	0	0	0	0	0	0	0	0
Base	OP:	0	0									
	OT:	0	0	0	0	0	0	0	0	0	0	0
Orig	BA:	0	-5	-5	-5	-5	-5	-6	0	0	0	0
Pres	OP:	0	0									
	OT:	0	-4	-5	-5	-5	-5	-5	-1	0	0	0
Reest -	BA:	0	5	5	5	5	6	0	0	0	0	0
Mar15	OP:	0	0									
	OT:	0	1	3	4	5	5	4	3	2	0	0
Reest -	BA:	0	10	10	10	10	11	6	0	0	0	0
Orig	OP:	0	0									
	OT:	0	5	8	9	10	10	9	4	2	0	0
069 1142 0 1 401 EE01 XX XX 10												
Non-scoreable secondary effect												
Pres 16	BA:	0	0	0	0	0	0	0	0	0	0	0
Reest	OP:	0	0									
	OT:	0	0	0	0	0	0	0	0	0	0	0
Mar 15	BA:	0	0	0	0	0	0	0	0	0	0	0
Base	OP:	0	0									
	OT:	0	0	0	0	0	0	0	0	0	0	0
Orig	BA:	5	5	5	5	5	5	6	6	6	6	6
Pres	OP:	0	1									
	OT:	4	5	5	5	5	5	5	6	6	6	6
Reest -	BA:	0	0	0	0	0	0	0	0	0	0	0
Mar15	OP:	0	0									
	OT:	0	0	0	0	0	0	0	0	0	0	0
Reest -	BA:	-5	-5	-5	-5	-5	-5	-6	-6	-6	-6	-6
Orig	OP:	0	-1									
	OT:	-4	-5	-5	-5	-5	-5	-5	-6	-6	-6	-6




Sorted by FUNC, SFUN, TID, SUB
 (amounts in millions)

		2015	2016	2017	2018	2019	2020	2021	2022	2023	2024	2025
TRANSPORTATION (400)												
Account Total for Technical Assistance and Training												
Pres 16	BA:	5	5	5	5	5	6	0	0	0	0	0
Reest	OP:	1	2									
	OT:	2	3	5	5	5	5	4	3	2	0	0
Mar 15	BA:	5	5	5	5	5	5	6	6	6	6	6
Base	OP:	1	2									
	OT:	2	3	5	5	5	5	5	6	6	6	6
Orig	BA:	5	0	0	0	0	0	0	6	6	6	6
Pres	OP:	1	1									
	OT:	5	1	0	0	0	0	0	5	6	6	6
Reest -	BA:	0	0	0	0	0	1	-6	-6	-6	-6	-6
Mar15	OP:	0	0									
	OT:	0	0	0	0	0	0	-1	-3	-4	-6	-6
Reest -	BA:	0	5	5	5	5	6	0	-6	-6	-6	-6
Orig	OP:	0	1									
	OT:	-3	2	5	5	5	5	4	-2	-4	-6	-6
Office of the Secretary												
Safe Transport of Oil												
069 1772 0 1 401 AA01 TT TT 03												
Appropriation												
Pres 16	BA:	0	5	5	5	5	5	5	6	6	6	6
Reest	OP:	0	0									
	OT:	0	1	3	4	5	5	5	5	6	6	6
Mar 15	BA:	0	0	0	0	0	0	0	0	0	0	0
Base	OP:	0	0									
	OT:	0	0	0	0	0	0	0	0	0	0	0
Orig	BA:	0	5	5	5	5	5	5	6	6	6	6
Pres	OP:	0	0									
	OT:	0	3	5	5	5	5	5	6	6	6	6
Reest -	BA:	0	5	5	5	5	5	5	6	6	6	6
Mar15	OP:	0	0									
	OT:	0	1	3	4	5	5	5	5	6	6	6
Reest -	BA:	0	0	0	0	0	0	0	0	0	0	0
Orig	OP:	0	0									
	OT:	0	-2	-2	-1	0	0	0	-1	0	0	0



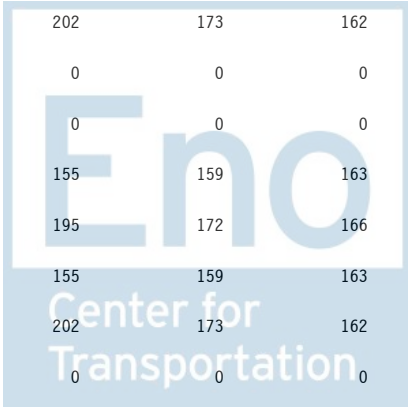
Sorted by FUNC, SFUN, TID, SUB
 (amounts in millions)

		2015	2016	2017	2018	2019	2020	2021	2022	2023	2024	2025
TRANSPORTATION (400)												
National Highway Traffic Safety Administration												
Operations and Research (Transportation Trust Fund)												
069 8016 0 7 401 AA01 TT TT 04 N												
Appropriation												
Pres 16	BA:	0	0	0	0	0	0	0	0	0	0	0
Reest	OP:	51	56									
	OT:	129	56	20	7	0	0	0	0	0	0	0
Mar 15	BA:	0	0	0	0	0	0	0	0	0	0	0
Base	OP:	51	56									
	OT:	129	136	139	144	148	151	155	159	163	167	172
Orig	BA:	0	0	0	0	0	0	0	0	0	0	0
Pres	OP:	0	0									
	OT:	0	0	0	0	0	0	0	0	0	0	0
Reest -	BA:	0	0	0	0	0	0	0	0	0	0	0
Mar15	OP:	0	0									
	OT:	0	-80	-119	-137	-148	-151	-155	-159	-163	-167	-172
Reest -	BA:	0	0	0	0	0	0	0	0	0	0	0
Orig	OP:	51	56									
	OT:	129	56	20	7	0	0	0	0	0	0	0
069 8016 0 7 401 AA02 TT TT 03												
Appropriation												
Pres 16	BA:	0	0	0	0	0	0	0	0	0	0	0
Reest	OP:	0	0									
	OT:	0	0	0	0	0	0	0	0	0	0	0
Mar 15	BA:	0	0	0	0	0	0	0	0	0	0	0
Base	OP:	0	0									
	OT:	0	0	0	0	0	0	0	0	0	0	0
Orig	BA:	0	0	0	0	0	0	0	0	0	0	0
Pres	OP:	0	8									
	OT:	-13	-5	-2	0	0	0	0	0	0	0	0
Reest -	BA:	0	0	0	0	0	0	0	0	0	0	0
Mar15	OP:	0	0									
	OT:	0	0	0	0	0	0	0	0	0	0	0
Reest -	BA:	0	0	0	0	0	0	0	0	0	0	0
Orig	OP:	0	-8									
	OT:	13	5	2	0	0	0	0	1	0	0	1




Sorted by FUNC, SFUN, TID, SUB
 (amounts in millions)

		2015	2016	2017	2018	2019	2020	2021	2022	2023	2024	2025
TRANSPORTATION (400)												
069 8016 0 7 401 BB01 48 72 10 N												
Trust Fund												
Contract Authority												
Pres 16	BA:	80	0	0	0	0	0	0	0	0	0	0
Reest	OP:	0	0									
	OT:	0	0	0	0	0	0	0	0	0	0	0
Mar 15	BA:	80	0	0	0	0	0	0	0	0	0	0
Base	OP:	0	0									
	OT:	0	0	0	0	0	0	0	0	0	0	0
Orig	BA:	124	124	124	124	124	124	124	124	124	124	124
Pres	OP:	0	0									
	OT:	0	0	0	0	0	0	0	0	0	0	0
Reest -	BA:	0	0	0	0	0	0	0	0	0	0	0
Mar15	OP:	0	0									
	OT:	0	0	0	0	0	0	0	0	0	0	0
Reest -	BA:	-44	-124	-124	-124	-124	-124	-124	-124	-124	-124	-124
Orig	OP:	0	0									
	OT:	0	0	0	0	0	0	0	0	0	0	0
069 8016 0 7 401 EA01 48 72 10												
Proposed Legislation												
(Policy Difference)												
Pres 16	BA:	0	189	201	214	227	241	256	155	159	163	168
Reest	OP:	0	0									
	OT:	0	76	147	206	212	226	239	202	173	162	161
Mar 15	BA:	0	0	0	0	0	0	0	0	0	0	0
Base	OP:	0	0									
	OT:	0	0	0	0	0	0	0	0	0	0	0
Orig	BA:	0	189	201	214	227	241	256	155	159	163	168
Pres	OP:	0	1									
	OT:	0	111	185	218	237	233	246	195	172	166	165
Reest -	BA:	0	189	201	214	227	241	256	155	159	163	168
Mar15	OP:	0	0									
	OT:	0	76	147	206	212	226	239	202	173	162	161
Reest -	BA:	0	0	0	0	0	0	0	0	0	0	0
Orig	OP:	0	-1									
	OT:	0	-35	-38	-12	-25	-7	-7	7	1	-4	-4



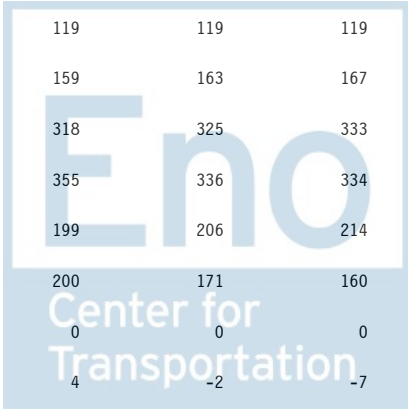
Sorted by FUNC, SFUN, TID, SUB
 (amounts in millions)

		2015	2016	2017	2018	2019	2020	2021	2022	2023	2024	2025
TRANSPORTATION (400)												
069 8016 0 7 401 EA20 48 72 10												
Proposed Legislation												
(inflation difference)												
Pres 16	BA:	20	23	26	29	32	36	39	44	47	51	55
Reest	OP:	0	5									
	OT:	11	18	23	27	30	33	36	40	44	48	51
Mar 15	BA:	0	0	0	0	0	0	0	0	0	0	0
Base	OP:	0	0									
	OT:	0	0	0	0	0	0	0	0	0	0	0
Orig	BA:	0	0	0	0	0	0	0	0	0	0	0
Pres	OP:	0	0									
	OT:	0	0	0	0	0	0	0	0	0	0	0
Reest -	BA:	20	23	26	29	32	36	39	44	47	51	55
Mar15	OP:	0	5									
	OT:	11	18	23	27	30	33	36	40	44	48	51
Reest -	BA:	20	23	26	29	32	36	39	44	47	51	55
Orig	OP:	0	5									
	OT:	11	18	23	27	30	33	36	40	44	48	51
069 8016 0 7 401 EB01 48 72 10 N												
Legislation assumed in baseline												
Now includes National Driver Registry												
Pres 16	BA:	39	119	119	119	119	119	119	119	119	119	119
Reest	OP:	0	0									
	OT:	0	0	0	0	0	0	0	0	0	0	0
Mar 15	BA:	39	119	119	119	119	119	119	119	119	119	119
Base	OP:	0	0									
	OT:	0	0	0	0	0	0	0	0	0	0	0
Orig	BA:	0	0	0	0	0	0	0	0	0	0	0
Pres	OP:	0	0									
	OT:	0	0	0	0	0	0	0	0	0	0	0
Reest -	BA:	0	0	0	0	0	0	0	0	0	0	0
Mar15	OP:	0	0									
	OT:	0	0	0	0	0	0	0	0	0	0	0
Reest -	BA:	39	119	119	119	119	119	119	119	119	119	119
Orig	OP:	0	0									
	OT:	0	0	0	0	0	0	0	0	0	0	0



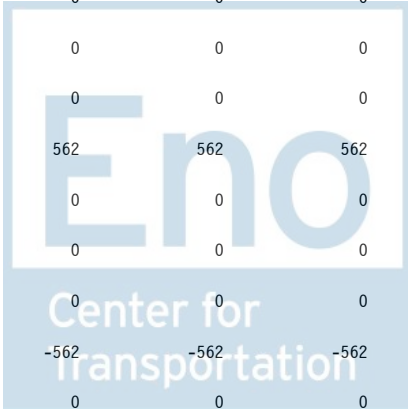
Sorted by FUNC, SFUN, TID, SUB
 (amounts in millions)

		2015	2016	2017	2018	2019	2020	2021	2022	2023	2024	2025
TRANSPORTATION (400)												
069 8016 0 7 401 EE01 XX XX 10												
Non-scoreable secondary effect												
Outlays from CA flatlined												
Pres 16	BA:	0	0	0	0	0	0	0	0	0	0	0
Reest	OP:	0	0									
	OT:	0	67	99	111	117	117	117	117	117	117	117
Mar 15	BA:	0	0	0	0	0	0	0	0	0	0	0
Base	OP:	0	0									
	OT:	0	0	0	0	0	0	0	0	0	0	0
Orig	BA:	15	18	21	24	27	31	34	39	42	46	50
Pres	OP:	79	69									
	OT:	160	151	136	146	150	153	156	161	164	168	172
Reest -	BA:	0	0	0	0	0	0	0	0	0	0	0
Mar15	OP:	0	0									
	OT:	0	67	99	111	117	117	117	117	117	117	117
Reest -	BA:	-15	-18	-21	-24	-27	-31	-34	-39	-42	-46	-50
Orig	OP:	-79	-69									
	OT:	-160	-84	-37	-35	-33	-36	-39	-44	-47	-51	-55
Account Total for Operations and Research (Transportation Trust Fund)												
Pres 16	BA:	139	331	346	362	378	396	414	318	325	333	342
Reest	OP:	51	61									
	OT:	140	217	289	351	359	376	392	359	334	327	329
Mar 15	BA:	119	119	119	119	119	119	119	119	119	119	119
Base	OP:	51	56									
	OT:	129	136	139	144	148	151	155	159	163	167	172
Orig	BA:	139	331	346	362	378	396	414	318	325	333	342
Pres	OP:	79	78									
	OT:	147	257	319	364	387	386	402	355	336	334	336
Reest -	BA:	20	212	227	243	259	277	295	199	206	214	223
Mar15	OP:	0	5									
	OT:	11	81	150	207	211	225	237	200	171	160	157
Reest -	BA:	0	0	0	0	0	0	0	0	0	0	0
Orig	OP:	-28	-17									
	OT:	-7	-40	-30	-13	-28	-10	-10	4	-2	-7	-7



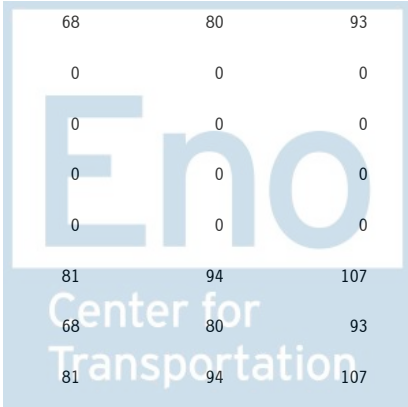
Sorted by FUNC, SFUN, TID, SUB
 (amounts in millions)

		2015	2016	2017	2018	2019	2020	2021	2022	2023	2024	2025
TRANSPORTATION (400)												
Highway traffic safety grants												
069 8020 0 7 401 AA01 TT TT 04 N												
Appropriation												
Pres 16	BA:	0	0	0	0	0	0	0	0	0	0	0
Reest	OP:	399	371									
	OT:	624	371	143	70	0	0	0	0	0	0	0
Mar 15	BA:	0	0	0	0	0	0	0	0	0	0	0
Base	OP:	399	371									
	OT:	624	599	575	578	581	593	605	617	630	643	656
Orig	BA:	0	0	0	0	0	0	0	0	0	0	0
Pres	OP:	0	0									
	OT:	0	0	0	0	0	0	0	0	0	0	0
Reest -	BA:	0	0	0	0	0	0	0	0	0	0	0
Mar15	OP:	0	0									
	OT:	0	-228	-432	-508	-581	-593	-605	-617	-630	-643	-656
Reest -	BA:	0	0	0	0	0	0	0	0	0	0	0
Orig	OP:	399	371									
	OT:	624	371	143	70	0	0	0	0	0	0	0
069 8020 0 7 401 BB03 48 72 10 N												
Trust Fund												
Pres 16	BA:	377	0	0	0	0	0	0	0	0	0	0
Reest	OP:	0	0									
	OT:	0	0	0	0	0	0	0	0	0	0	0
Mar 15	BA:	377	0	0	0	0	0	0	0	0	0	0
Base	OP:	0	0									
	OT:	0	0	0	0	0	0	0	0	0	0	0
Orig	BA:	562	562	562	562	562	562	562	562	562	562	562
Pres	OP:	0	0									
	OT:	0	0	0	0	0	0	0	0	0	0	0
Reest -	BA:	0	0	0	0	0	0	0	0	0	0	0
Mar15	OP:	0	0									
	OT:	0	0	0	0	0	0	0	0	0	0	0
Reest -	BA:	-185	-562	-562	-562	-562	-562	-562	-562	-562	-562	-562
Orig	OP:	0	0									
	OT:	0	0	0	0	0	0	0	0	0	0	0



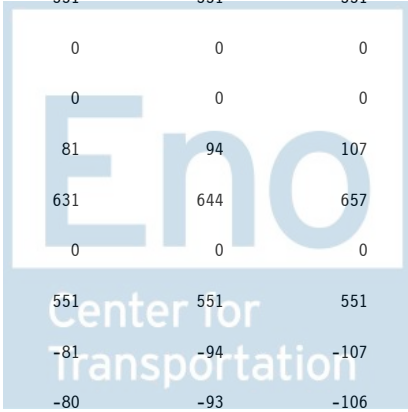
Sorted by FUNC, SFUN, TID, SUB
 (amounts in millions)

		2015	2016	2017	2018	2019	2020	2021	2022	2023	2024	2025
TRANSPORTATION (400)												
069 8020 0 7 401 EA01 48 72 10												
Proposed Legislation												
Policy												
Pres 16	BA:	0	6	12	19	26	32	39	0	0	0	0
Reest	OP:	0	0									
	OT:	0	2	7	13	19	26	32	20	8	4	0
Mar 15	BA:	0	0	0	0	0	0	0	0	0	0	0
Base	OP:	0	0									
	OT:	0	0	0	0	0	0	0	0	0	0	0
Orig	BA:	0	6	12	19	26	32	39	0	0	0	0
Pres	OP:	0	0									
	OT:	0	2	11	26	43	29	12	7	0	0	0
Reest -	BA:	0	6	12	19	26	32	39	0	0	0	0
Mar15	OP:	0	0									
	OT:	0	2	7	13	19	26	32	20	8	4	0
Reest -	BA:	0	0	0	0	0	0	0	0	0	0	0
Orig	OP:	0	0									
	OT:	0	0	-4	-13	-24	-3	20	13	8	4	0
069 8020 0 7 401 EA20 48 72 10												
Proposed Legislation												
Inflation												
Pres 16	BA:	0	9	20	31	43	55	68	81	94	107	121
Reest	OP:	0	0									
	OT:	0	4	11	20	31	43	55	68	80	93	106
Mar 15	BA:	0	0	0	0	0	0	0	0	0	0	0
Base	OP:	0	0									
	OT:	0	0	0	0	0	0	0	0	0	0	0
Orig	BA:	0	0	0	0	0	0	0	0	0	0	0
Pres	OP:	0	0									
	OT:	0	0	0	0	0	0	0	0	0	0	0
Reest -	BA:	0	9	20	31	43	55	68	81	94	107	121
Mar15	OP:	0	0									
	OT:	0	4	11	20	31	43	55	68	80	93	106
Reest -	BA:	0	9	20	31	43	55	68	81	94	107	121
Orig	OP:	0	0									
	OT:	0	4	11	20	31	43	55	68	80	93	106




Sorted by FUNC, SFUN, TID, SUB
 (amounts in millions)

		2015	2016	2017	2018	2019	2020	2021	2022	2023	2024	2025
TRANSPORTATION (400)												
069 8020 0 7 401 EB01 48 72 10 N												
Legislation assumed in baseline												
Pres 16	BA:	185	562	562	562	562	562	562	562	562	562	562
Reest	OP:	0	0									
	OT:	0	0	0	0	0	0	0	0	0	0	0
Mar 15	BA:	185	562	562	562	562	562	562	562	562	562	562
Base	OP:	0	0									
	OT:	0	0	0	0	0	0	0	0	0	0	0
Orig	BA:	0	0	0	0	0	0	0	0	0	0	0
Pres	OP:	0	0									
	OT:	0	0	0	0	0	0	0	0	0	0	0
Reest -	BA:	0	0	0	0	0	0	0	0	0	0	0
Mar15	OP:	0	0									
	OT:	0	0	0	0	0	0	0	0	0	0	0
Reest -	BA:	185	562	562	562	562	562	562	562	562	562	562
Orig	OP:	0	0									
	OT:	0	0	0	0	0	0	0	0	0	0	0
069 8020 0 7 401 EE01 XX XX 10												
Non-scoreable secondary effect												
Outlays from Flatlined CA												
Pres 16	BA:	0	0	0	0	0	0	0	0	0	0	0
Reest	OP:	0	0									
	OT:	0	225	422	489	551	551	551	551	551	551	551
Mar 15	BA:	0	0	0	0	0	0	0	0	0	0	0
Base	OP:	0	0									
	OT:	0	0	0	0	0	0	0	0	0	0	0
Orig	BA:	0	9	20	31	43	55	68	81	94	107	121
Pres	OP:	454	443									
	OT:	684	677	646	621	594	606	618	631	644	657	670
Reest -	BA:	0	0	0	0	0	0	0	0	0	0	0
Mar15	OP:	0	0									
	OT:	0	225	422	489	551	551	551	551	551	551	551
Reest -	BA:	0	-9	-20	-31	-43	-55	-68	-81	-94	-107	-121
Orig	OP:	-454	-443									
	OT:	-684	-452	-224	-132	-43	-55	-67	-80	-93	-106	-119




Sorted by FUNC, SFUN, TID, SUB
 (amounts in millions)

		2015	2016	2017	2018	2019	2020	2021	2022	2023	2024	2025
TRANSPORTATION (400)												
Account Total for Highway traffic safety grants												
Pres 16	BA:	562	577	594	612	631	649	669	643	656	669	683
Reest	OP:	399	371									
	OT:	624	602	583	592	601	620	638	639	639	648	657
Mar 15	BA:	562	562	562	562	562	562	562	562	562	562	562
Base	OP:	399	371									
	OT:	624	599	575	578	581	593	605	617	630	643	656
Orig	BA:	562	577	594	612	631	649	669	643	656	669	683
Pres	OP:	454	443									
	OT:	684	679	657	647	637	635	630	638	644	657	670
Reest -	BA:	0	15	32	50	69	87	107	81	94	107	121
Mar15	OP:	0	0									
	OT:	0	3	8	14	20	27	33	22	9	5	1
Reest -	BA:	0	0	0	0	0	0	0	0	0	0	0
Orig	OP:	-55	-72									
	OT:	-60	-77	-74	-55	-36	-15	8	1	-5	-9	-13
Federal Motor Carrier Safety Administration												
National motor carrier safety program												
069 8048 0 7 401 AA01 TT TT 04 N												
Appropriation												
Pres 16	BA:	0	0	0	0	0	0	0	0	0	0	0
Reest	OP:	7	0									
	OT:	7	0	0	0	0	0	0	0	0	0	0
Mar 15	BA:	0	0	0	0	0	0	0	0	0	0	0
Base	OP:	7	0									
	OT:	7	1	1	0	0	0	0	0	0	0	0
Orig	BA:	0	0	0	0	0	0	0	0	0	0	0
Pres	OP:	10	2									
	OT:	10	2	1	0	0	0	0	0	0	0	0
Reest -	BA:	0	0	0	0	0	0	0	0	0	0	0
Mar15	OP:	0	0									
	OT:	0	-1	-1	0	0	0	0	0	0	0	0
Reest -	BA:	0	0	0	0	0	0	0	0	0	0	0
Orig	OP:	-3	-2									
	OT:	-3	-2	-1	0	0	0	0	0	0	0	0



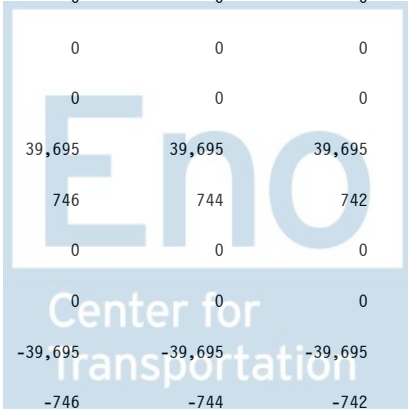
Sorted by FUNC, SFUN, TID, SUB
 (amounts in millions)

		2015	2016	2017	2018	2019	2020	2021	2022	2023	2024	2025
TRANSPORTATION (400)												
Federal Highway Administration												
Federal-aid highways												
069 8083 0 7 401 AA01 TT TT 04 N												
Appropriation												
Pres 16	BA:	0	0	0	0	0	0	0	0	0	0	0
Reest	OP:	31,021	31,566									
	OT:	41,085	31,566	15,157	8,992	6,852	5,004	4,106	3,603	3,000	2,600	2,400
Mar 15	BA:	0	0	0	0	0	0	0	0	0	0	0
Base	OP:	31,021	31,566									
	OT:	41,085	41,783	42,313	42,791	43,368	43,893	44,602	45,334	45,995	46,476	47,178
Orig	BA:	0	0	0	0	0	0	0	0	0	0	0
Pres	OP:	0	0									
	OT:	0	0	0	0	0	0	0	0	0	0	0
Reest -	BA:	0	0	0	0	0	0	0	0	0	0	0
Mar15	OP:	0	0									
	OT:	0	-10,217	-27,156	-33,799	-36,516	-38,889	-40,496	-41,731	-42,995	-43,876	-44,778
Reest -	BA:	0	0	0	0	0	0	0	0	0	0	0
Orig	OP:	31,021	31,566									
	OT:	41,085	31,566	15,157	8,992	6,852	5,004	4,106	3,603	3,000	2,600	2,400
069 8083 0 7 401 AA09 TT TT 03												
Appropriation												
Pres 16	BA:	0	0	0	0	0	0	0	0	0	0	0
Reest	OP:	0	0									
	OT:	0	0	0	0	0	0	0	0	0	0	0
Mar 15	BA:	0	0	0	0	0	0	0	0	0	0	0
Base	OP:	0	0									
	OT:	0	0	0	0	0	0	0	0	0	0	0
Orig	BA:	0	0	0	0	0	0	0	0	0	0	0
Pres	OP:	52	59									
	OT:	52	59	62	30	21	9	4	1	0	0	0
Reest -	BA:	0	0	0	0	0	0	0	0	0	0	0
Mar15	OP:	0	0									
	OT:	0	0	0	0	0	0	0	0	0	0	0
Reest -	BA:	0	0	0	0	0	0	0	0	0	0	0
Orig	OP:	-52	-59									
	OT:	-52	-59	-62	-30	-21	-9	-4	-1	0	0	0




Sorted by FUNC, SFUN, TID, SUB
 (amounts in millions)

		2015	2016	2017	2018	2019	2020	2021	2022	2023	2024	2025
TRANSPORTATION (400)												
069 8083 0 7 401 AA40 TT TT 04 N												
Appropriation												
Pres 16	BA:	0	0	0	0	0	0	0	0	0	0	0
Reest	OP:	-780	-780									
	OT:	-1,000	-780	-480	-280	-160	-60	0	0	0	0	0
Mar 15	BA:	0	0	0	0	0	0	0	0	0	0	0
Base	OP:	-780	-780									
	OT:	-1,000	-1,000	-1,000	-1,000	-1,000	-1,000	-1,000	-1,000	-1,000	-1,000	-1,000
Orig	BA:	0	0	0	0	0	0	0	0	0	0	0
Pres	OP:	0	0									
	OT:	0	0	0	0	0	0	0	0	0	0	0
Reest -	BA:	0	0	0	0	0	0	0	0	0	0	0
Mar15	OP:	0	0									
	OT:	0	220	520	720	840	940	1,000	1,000	1,000	1,000	1,000
Reest -	BA:	0	0	0	0	0	0	0	0	0	0	0
Orig	OP:	-780	-780									
	OT:	-1,000	-780	-480	-280	-160	-60	0	0	0	0	0
069 8083 0 7 401 BB02 48 76 10 N												
Trust Fund												
Contract Authority												
Pres 16	BA:	26,371	0	0	0	0	0	0	0	0	0	0
Reest	OP:	0	0									
	OT:	0	0	0	0	0	0	0	0	0	0	0
Mar 15	BA:	26,371	0	0	0	0	0	0	0	0	0	0
Base	OP:	0	0									
	OT:	0	0	0	0	0	0	0	0	0	0	0
Orig	BA:	39,641	39,695	39,695	39,695	39,695	39,695	39,695	39,695	39,695	39,695	39,695
Pres	OP:	594	580									
	OT:	779	780	768	759	748	746	748	746	744	742	741
Reest -	BA:	0	0	0	0	0	0	0	0	0	0	0
Mar15	OP:	0	0									
	OT:	0	0	0	0	0	0	0	0	0	0	0
Reest -	BA:	-13,270	-39,695	-39,695	-39,695	-39,695	-39,695	-39,695	-39,695	-39,695	-39,695	-39,695
Orig	OP:	-594	-580									
	OT:	-779	-780	-768	-759	-748	-746	-748	-746	-744	-742	-741



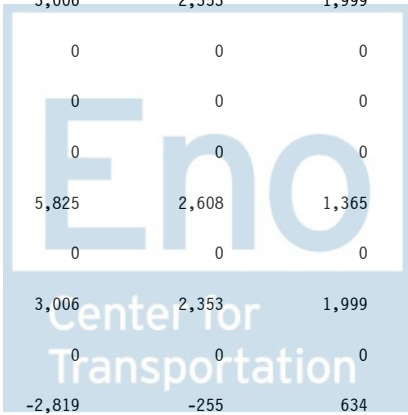
Sorted by FUNC, SFUN, TID, SUB
 (amounts in millions)

		2015	2016	2017	2018	2019	2020	2021	2022	2023	2024	2025
TRANSPORTATION (400)												
069 8083 0 7 401 BB05 48 76 10 A												
Trust Fund												
federal-aid exempt												
Pres 16	BA:	495	100	100	100	100	100	100	100	100	100	100
Reest	OP:	544	265									
	OT:	678	292	180	124	116	108	108	100	100	100	100
Mar 15	BA:	495	100	100	100	100	100	100	100	100	100	100
Base	OP:	544	265									
	OT:	678	292	180	124	116	108	108	100	100	100	100
Orig	BA:	0	0	0	0	0	0	0	0	0	0	0
Pres	OP:	0	0									
	OT:	0	0	0	0	0	0	0	0	0	0	0
Reest -	BA:	0	0	0	0	0	0	0	0	0	0	0
Mar15	OP:	0	0									
	OT:	0	0	0	0	0	0	0	0	0	0	0
Reest -	BA:	495	100	100	100	100	100	100	100	100	100	100
Orig	OP:	544	265									
	OT:	678	292	180	124	116	108	108	100	100	100	100
069 8083 0 7 401 BB09 48 76 10 N												
Trust Fund												
Pres 16	BA:	-1,000	-1,000	-1,000	-1,000	-1,000	-1,000	-1,000	-1,000	-1,000	-1,000	-1,000
Reest	OP:	0	0									
	OT:	0	0	0	0	0	0	0	0	0	0	0
Mar 15	BA:	-1,000	-1,000	-1,000	-1,000	-1,000	-1,000	-1,000	-1,000	-1,000	-1,000	-1,000
Base	OP:	0	0									
	OT:	0	0	0	0	0	0	0	0	0	0	0
Orig	BA:	0	0	0	0	0	0	0	0	0	0	0
Pres	OP:	0	0									
	OT:	0	0	0	0	0	0	0	0	0	0	0
Reest -	BA:	0	0	0	0	0	0	0	0	0	0	0
Mar15	OP:	0	0									
	OT:	0	0	0	0	0	0	0	0	0	0	0
Reest -	BA:	-1,000	-1,000	-1,000	-1,000	-1,000	-1,000	-1,000	-1,000	-1,000	-1,000	-1,000
Orig	OP:	0	0									
	OT:	0	0	0	0	0	0	0	0	0	0	0



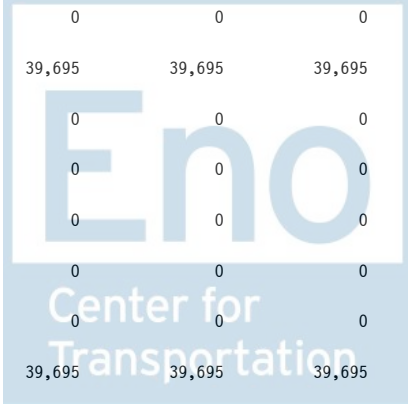
Sorted by FUNC, SFUN, TID, SUB
 (amounts in millions)

		2015	2016	2017	2018	2019	2020	2021	2022	2023	2024	2025
TRANSPORTATION (400)												
069 8083 0 7 401 BS01 48 76 10 A												
Sequester												
Pres 16	BA:	-54	0	0	0	0	0	0	0	0	0	0
Reest	OP:	0	0									
	OT:	-13	0	0	0	0	0	0	0	0	0	0
Mar 15	BA:	-54	-50	0	0	0	0	0	0	0	0	0
Base	OP:	0	0									
	OT:	-13	-12	0	0	0	0	0	0	0	0	0
Orig	BA:	0	0	0	0	0	0	0	0	0	0	0
Pres	OP:	0	0									
	OT:	0	0	0	0	0	0	0	0	0	0	0
Reest -	BA:	0	50	0	0	0	0	0	0	0	0	0
Mar15	OP:	0	0									
	OT:	0	12	0	0	0	0	0	0	0	0	0
Reest -	BA:	-54	0	0	0	0	0	0	0	0	0	0
Orig	OP:	0	0									
	OT:	-13	0	0	0	0	0	0	0	0	0	0
069 8083 0 7 401 EA01 48 76 10												
Proposed Legislation												
Policy												
Pres 16	BA:	0	9,189	9,069	8,836	8,600	8,344	8,145	0	0	0	0
Reest	OP:	0	0									
	OT:	0	1,956	3,494	4,140	4,172	3,892	3,495	3,006	2,353	1,999	1,623
Mar 15	BA:	0	0	0	0	0	0	0	0	0	0	0
Base	OP:	0	0									
	OT:	0	0	0	0	0	0	0	0	0	0	0
Orig	BA:	0	9,189	9,069	8,836	8,600	8,344	8,145	0	0	0	0
Pres	OP:	0	0									
	OT:	0	2,481	6,217	7,574	7,855	7,922	7,986	5,825	2,608	1,365	934
Reest -	BA:	0	9,189	9,069	8,836	8,600	8,344	8,145	0	0	0	0
Mar15	OP:	0	0									
	OT:	0	1,956	3,494	4,140	4,172	3,892	3,495	3,006	2,353	1,999	1,623
Reest -	BA:	0	0	0	0	0	0	0	0	0	0	0
Orig	OP:	0	0									
	OT:	0	-525	-2,723	-3,434	-3,683	-4,030	-4,491	-2,819	-255	634	689



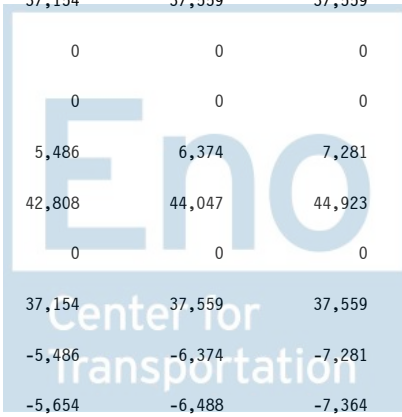
Sorted by FUNC, SFUN, TID, SUB
 (amounts in millions)

		2015	2016	2017	2018	2019	2020	2021	2022	2023	2024	2025
TRANSPORTATION (400)												
069 8083 0 7 401 EA20 48 72 10												
Proposed Legislation												
Inflation												
Pres 16	BA:	0	362	1,074	1,840	2,661	3,499	4,353	5,225	6,113	7,020	7,945
Reest	OP:	0	0									
	OT:	0	91	417	955	1,599	2,310	3,064	3,848	4,656	5,485	6,332
Mar 15	BA:	0	0	0	0	0	0	0	0	0	0	0
Base	OP:	0	0									
	OT:	0	0	0	0	0	0	0	0	0	0	0
Orig	BA:	0	0	0	0	0	0	0	0	0	0	0
Pres	OP:	0	0									
	OT:	0	0	0	0	0	0	0	0	0	0	0
Reest -	BA:	0	362	1,074	1,840	2,661	3,499	4,353	5,225	6,113	7,020	7,945
Mar15	OP:	0	0									
	OT:	0	91	417	955	1,599	2,310	3,064	3,848	4,656	5,485	6,332
Reest -	BA:	0	362	1,074	1,840	2,661	3,499	4,353	5,225	6,113	7,020	7,945
Orig	OP:	0	0									
	OT:	0	91	417	955	1,599	2,310	3,064	3,848	4,656	5,485	6,332
069 8083 0 7 401 EB01 48 76 10 N												
Legislation assumed in baseline												
Legislation assumed in the baseline												
Pres 16	BA:	13,585	39,695	39,695	39,695	39,695	39,695	39,695	39,695	39,695	39,695	39,695
Reest	OP:	0	0									
	OT:	0	0	0	0	0	0	0	0	0	0	0
Mar 15	BA:	13,585	39,695	39,695	39,695	39,695	39,695	39,695	39,695	39,695	39,695	39,695
Base	OP:	0	0									
	OT:	0	0	0	0	0	0	0	0	0	0	0
Orig	BA:	0	0	0	0	0	0	0	0	0	0	0
Pres	OP:	0	0									
	OT:	0	0	0	0	0	0	0	0	0	0	0
Reest -	BA:	0	0	0	0	0	0	0	0	0	0	0
Mar15	OP:	0	0									
	OT:	0	0	0	0	0	0	0	0	0	0	0
Reest -	BA:	13,585	39,695	39,695	39,695	39,695	39,695	39,695	39,695	39,695	39,695	39,695
Orig	OP:	0	0									
	OT:	0	0	0	0	0	0	0	0	0	0	0



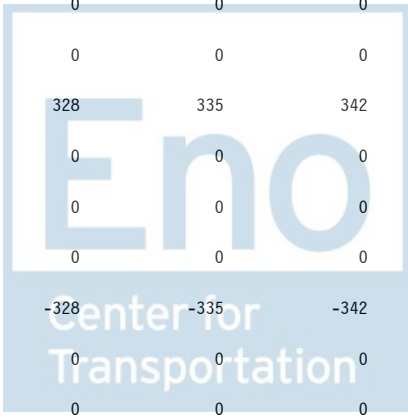
Sorted by FUNC, SFUN, TID, SUB
 (amounts in millions)

		2015	2016	2017	2018	2019	2020	2021	2022	2023	2024	2025
TRANSPORTATION (400)												
069 8083 0 7 401 EB03 48 76 10 A												
Legislation assumed in baseline												
Pres 16	BA:	244	639	639	639	639	639	639	639	639	639	639
Reest	OP:	0	277									
	OT:	66	450	561	616	624	631	631	639	639	639	639
Mar 15	BA:	244	639	639	639	639	639	639	639	639	639	639
Base	OP:	0	277									
	OT:	66	450	561	616	624	631	631	639	639	639	639
Orig	BA:	0	0	0	0	0	0	0	0	0	0	0
Pres	OP:	0	0									
	OT:	0	0	0	0	0	0	0	0	0	0	0
Reest -	BA:	0	0	0	0	0	0	0	0	0	0	0
Mar15	OP:	0	0									
	OT:	0	0	0	0	0	0	0	0	0	0	0
Reest -	BA:	244	639	639	639	639	639	639	639	639	639	639
Orig	OP:	0	277									
	OT:	66	450	561	616	624	631	631	639	639	639	639
069 8083 0 7 401 EE01 XX XX 10												
Non-scoreable secondary effect												
Outlays from Flatlined CA												
Pres 16	BA:	0	0	0	0	0	0	0	0	0	0	0
Reest	OP:	0	0									
	OT:	0	10,200	26,215	32,311	34,330	35,942	36,747	37,154	37,559	37,559	37,559
Mar 15	BA:	0	0	0	0	0	0	0	0	0	0	0
Base	OP:	0	0									
	OT:	0	0	0	0	0	0	0	0	0	0	0
Orig	BA:	0	623	1,335	2,101	2,922	3,760	4,614	5,486	6,374	7,281	8,206
Pres	OP:	31,162	30,986									
	OT:	41,680	41,672	41,682	41,725	41,746	41,767	41,774	42,808	44,047	44,923	45,817
Reest -	BA:	0	0	0	0	0	0	0	0	0	0	0
Mar15	OP:	0	0									
	OT:	0	10,200	26,215	32,311	34,330	35,942	36,747	37,154	37,559	37,559	37,559
Reest -	BA:	0	-623	-1,335	-2,101	-2,922	-3,760	-4,614	-5,486	-6,374	-7,281	-8,206
Orig	OP:	-31,162	-30,986									
	OT:	-41,680	-31,472	-15,467	-9,414	-7,416	-5,825	-5,027	-5,654	-6,488	-7,364	-8,258



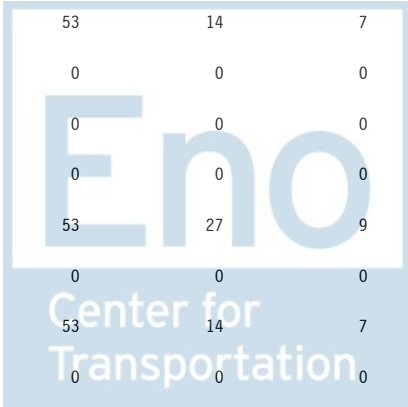
Sorted by FUNC, SFUN, TID, SUB
 (amounts in millions)

		2015	2016	2017	2018	2019	2020	2021	2022	2023	2024	2025
TRANSPORTATION (400)												
Account Total for Federal-aid highways												
Pres 16	BA:	39,641	48,985	49,577	50,110	50,695	51,277	51,932	44,659	45,547	46,454	47,379
Reest	OP:	30,785	31,328									
	OT:	40,816	43,775	45,544	46,858	47,533	47,827	48,151	48,350	48,307	48,382	48,653
Mar 15	BA:	39,641	39,384	39,434	39,434	39,434	39,434	39,434	39,434	39,434	39,434	39,434
Base	OP:	30,785	31,328									
	OT:	40,816	41,513	42,054	42,531	43,108	43,632	44,341	45,073	45,734	46,215	46,917
Orig	BA:	39,641	49,507	50,099	50,632	51,217	51,799	52,454	45,181	46,069	46,976	47,901
Pres	OP:	31,808	31,625									
	OT:	42,511	44,992	48,729	50,088	50,370	50,444	50,512	49,380	47,399	47,030	47,492
Reest -	BA:	0	9,601	10,143	10,676	11,261	11,843	12,498	5,225	6,113	7,020	7,945
Mar15	OP:	0	0									
	OT:	0	2,262	3,490	4,327	4,425	4,195	3,810	3,277	2,573	2,167	1,736
Reest -	BA:	0	-522	-522	-522	-522	-522	-522	-522	-522	-522	-522
Orig	OP:	-1,023	-297									
	OT:	-1,695	-1,217	-3,185	-3,230	-2,837	-2,617	-2,361	-1,030	908	1,352	1,161
Federal Motor Carrier Safety Administration												
Motor Carrier Safety Grants												
069 8158 0 7 401 AA02 TT TT 04 N												
Appropriation												
Pres 16	BA:	0	0	0	0	0	0	0	0	0	0	0
Reest	OP:	226	229									
	OT:	289	229	59	28	15	9	3	0	0	0	0
Mar 15	BA:	0	0	0	0	0	0	0	0	0	0	0
Base	OP:	226	229									
	OT:	289	293	299	303	309	315	321	328	335	342	349
Orig	BA:	0	0	0	0	0	0	0	0	0	0	0
Pres	OP:	0	0									
	OT:	0	0	0	0	0	0	0	0	0	0	0
Reest -	BA:	0	0	0	0	0	0	0	0	0	0	0
Mar15	OP:	0	0									
	OT:	0	-64	-240	-275	-294	-306	-318	-328	-335	-342	-349
Reest -	BA:	0	0	0	0	0	0	0	0	0	0	0
Orig	OP:	226	229									
	OT:	289	229	59	28	15	9	3	0	0	0	0




Sorted by FUNC, SFUN, TID, SUB
 (amounts in millions)

		2015	2016	2017	2018	2019	2020	2021	2022	2023	2024	2025
TRANSPORTATION (400)												
069 8158 0 7 401 BB01 48 72 10 N												
Trust Fund												
Contract Authority												
Pres 16	BA:	210	0	0	0	0	0	0	0	0	0	0
Reest	OP:	0	0									
	OT:	0	0	0	0	0	0	0	0	0	0	0
Mar 15	BA:	210	0	0	0	0	0	0	0	0	0	0
Base	OP:	0	0									
	OT:	0	0	0	0	0	0	0	0	0	0	0
Orig	BA:	313	313	313	313	313	313	313	313	313	313	313
Pres	OP:	0	0									
	OT:	0	0	0	0	0	0	0	0	0	0	0
Reest -	BA:	0	0	0	0	0	0	0	0	0	0	0
Mar15	OP:	0	0									
	OT:	0	0	0	0	0	0	0	0	0	0	0
Reest -	BA:	-103	-313	-313	-313	-313	-313	-313	-313	-313	-313	-313
Orig	OP:	0	0									
	OT:	0	0	0	0	0	0	0	0	0	0	0
069 8158 0 7 401 EA01 48 72 10												
Proposed Legislation												
Policy												
Pres 16	BA:	0	21	48	67	71	73	74	0	0	0	0
Reest	OP:	0	0									
	OT:	0	3	18	44	59	63	66	53	14	7	4
Mar 15	BA:	0	0	0	0	0	0	0	0	0	0	0
Base	OP:	0	0									
	OT:	0	0	0	0	0	0	0	0	0	0	0
Orig	BA:	0	21	48	67	71	73	74	0	0	0	0
Pres	OP:	0	0									
	OT:	0	6	20	41	58	67	72	53	27	9	0
Reest -	BA:	0	21	48	67	71	73	74	0	0	0	0
Mar15	OP:	0	0									
	OT:	0	3	18	44	59	63	66	53	14	7	4
Reest -	BA:	0	0	0	0	0	0	0	0	0	0	0
Orig	OP:	0	0									
	OT:	0	-3	-2	3	1	-4	-6	0	-13	-2	4



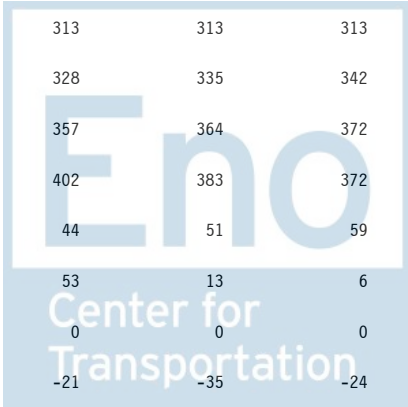
Sorted by FUNC, SFUN, TID, SUB
 (amounts in millions)

		2015	2016	2017	2018	2019	2020	2021	2022	2023	2024	2025
TRANSPORTATION (400)												
069 8158 0 7 401 EA20 48 72 10												
Proposed Legislation												
Inflation												
Pres 16	BA:	0	5	11	17	23	30	37	44	51	59	66
Reest	OP:	0	0									
	OT:	0	1	5	10	15	21	27	34	40	47	54
Mar 15	BA:	0	0	0	0	0	0	0	0	0	0	0
Base	OP:	0	0									
	OT:	0	0	0	0	0	0	0	0	0	0	0
Orig	BA:	0	0	0	0	0	0	0	0	0	0	0
Pres	OP:	0	0									
	OT:	0	0	0	0	0	0	0	0	0	0	0
Reest -	BA:	0	5	11	17	23	30	37	44	51	59	66
Mar15	OP:	0	0									
	OT:	0	1	5	10	15	21	27	34	40	47	54
Reest -	BA:	0	5	11	17	23	30	37	44	51	59	66
Orig	OP:	0	0									
	OT:	0	1	5	10	15	21	27	34	40	47	54
069 8158 0 7 401 EB01 48 72 10 N												
Legislation assumed in baseline												
Legislation assumed in the baseline												
Pres 16	BA:	103	313	313	313	313	313	313	313	313	313	313
Reest	OP:	0	0									
	OT:	0	0	0	0	0	0	0	0	0	0	0
Mar 15	BA:	103	313	313	313	313	313	313	313	313	313	313
Base	OP:	0	0									
	OT:	0	0	0	0	0	0	0	0	0	0	0
Orig	BA:	0	0	0	0	0	0	0	0	0	0	0
Pres	OP:	0	0									
	OT:	0	0	0	0	0	0	0	0	0	0	0
Reest -	BA:	0	0	0	0	0	0	0	0	0	0	0
Mar15	OP:	0	0									
	OT:	0	0	0	0	0	0	0	0	0	0	0
Reest -	BA:	103	313	313	313	313	313	313	313	313	313	313
Orig	OP:	0	0									
	OT:	0	0	0	0	0	0	0	0	0	0	0



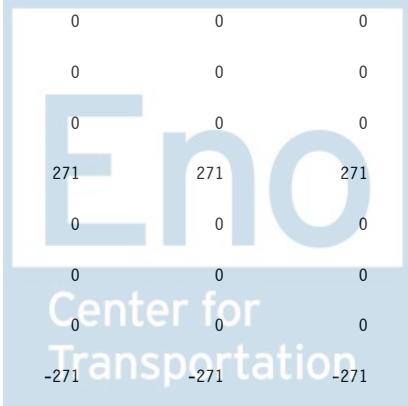
Sorted by FUNC, SFUN, TID, SUB
 (amounts in millions)

		2015	2016	2017	2018	2019	2020	2021	2022	2023	2024	2025
TRANSPORTATION (400)												
069 8158 0 7 401 EE01 XX XX 10												
Non-scoreable secondary effect												
Outlays from flatlined CA												
Pres 16	BA:	0	0	0	0	0	0	0	0	0	0	0
Reest	OP:	0	0									
	OT:	0	63	235	266	279	285	291	294	294	294	294
Mar 15	BA:	0	0	0	0	0	0	0	0	0	0	0
Base	OP:	0	0									
	OT:	0	0	0	0	0	0	0	0	0	0	0
Orig	BA:	0	5	11	17	23	30	37	44	51	59	66
Pres	OP:	224	266									
	OT:	312	355	319	322	329	335	342	349	356	363	370
Reest -	BA:	0	0	0	0	0	0	0	0	0	0	0
Mar15	OP:	0	0									
	OT:	0	63	235	266	279	285	291	294	294	294	294
Reest -	BA:	0	-5	-11	-17	-23	-30	-37	-44	-51	-59	-66
Orig	OP:	-224	-266									
	OT:	-312	-292	-84	-56	-50	-50	-51	-55	-62	-69	-76
Account Total for Motor Carrier Safety Grants												
Pres 16	BA:	313	339	372	397	407	416	424	357	364	372	379
Reest	OP:	226	229									
	OT:	289	296	317	348	368	378	387	381	348	348	352
Mar 15	BA:	313	313	313	313	313	313	313	313	313	313	313
Base	OP:	226	229									
	OT:	289	293	299	303	309	315	321	328	335	342	349
Orig	BA:	313	339	372	397	407	416	424	357	364	372	379
Pres	OP:	224	266						402	383	372	370
	OT:	312	361	339	363	387	402	414	402	383	372	370
Reest -	BA:	0	26	59	84	94	103	111	44	51	59	66
Mar15	OP:	0	0									
	OT:	0	3	18	45	59	63	66	53	13	6	3
Reest -	BA:	0	0	0	0	0	0	0	0	0	0	0
Orig	OP:	2	-37						0	0	0	0
	OT:	-23	-65	-22	-15	-19	-24	-27	-21	-35	-24	-18



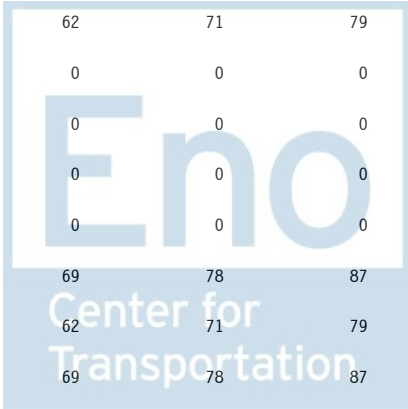
Sorted by FUNC, SFUN, TID, SUB
 (amounts in millions)

		2015	2016	2017	2018	2019	2020	2021	2022	2023	2024	2025
TRANSPORTATION (400)												
Motor Carrier Safety Operations and Programs												
069 8159 0 7 401 AA05 TT TT 04 N												
Appropriation												
Pres 16	BA:	0	0	0	0	0	0	0	0	0	0	0
Reest	OP:	96	95									
	OT:	259	95	14	0	0	0	0	0	0	0	0
Mar 15	BA:	0	0	0	0	0	0	0	0	0	0	0
Base	OP:	96	95									
	OT:	259	262	269	278	288	297	307	317	327	338	349
Orig	BA:	0	0	0	0	0	0	0	0	0	0	0
Pres	OP:	0	0									
	OT:	0	0	0	0	0	0	0	0	0	0	0
Reest -	BA:	0	0	0	0	0	0	0	0	0	0	0
Mar15	OP:	0	0									
	OT:	0	-167	-255	-278	-288	-297	-307	-317	-327	-338	-349
Reest -	BA:	0	0	0	0	0	0	0	0	0	0	0
Orig	OP:	96	95									
	OT:	259	95	14	0	0	0	0	0	0	0	0
069 8159 0 7 401 BB01 48 72 10 N												
Trust Fund												
Contract Authority												
Pres 16	BA:	174	0	0	0	0	0	0	0	0	0	0
Reest	OP:	0	0									
	OT:	0	0	0	0	0	0	0	0	0	0	0
Mar 15	BA:	174	0	0	0	0	0	0	0	0	0	0
Base	OP:	0	0									
	OT:	0	0	0	0	0	0	0	0	0	0	0
Orig	BA:	271	271	271	271	271	271	271	271	271	271	271
Pres	OP:	0	0									
	OT:	0	0	0	0	0	0	0	0	0	0	0
Reest -	BA:	0	0	0	0	0	0	0	0	0	0	0
Mar15	OP:	0	0									
	OT:	0	0	0	0	0	0	0	0	0	0	0
Reest -	BA:	-97	-271	-271	-271	-271	-271	-271	-271	-271	-271	-271
Orig	OP:	0	0									
	OT:	0	0	0	0	0	0	0	0	0	0	0



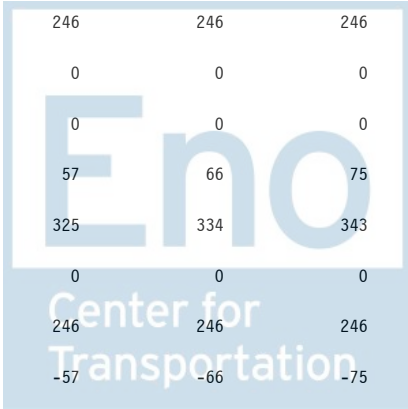
Sorted by FUNC, SFUN, TID, SUB
 (amounts in millions)

		2015	2016	2017	2018	2019	2020	2021	2022	2023	2024	2025
TRANSPORTATION (400)												
069 8159 0 7 401 EA01 48 72 10												
Proposed Legislation												
Policy												
Pres 16	BA:	0	50	52	53	55	57	59	61	63	65	67
Reest	OP:	0	0									
	OT:	0	15	46	52	59	56	58	60	62	64	66
Mar 15	BA:	0	0	0	0	0	0	0	0	0	0	0
Base	OP:	0	0									
	OT:	0	0	0	0	0	0	0	0	0	0	0
Orig	BA:	0	50	90	106	89	89	88	0	0	0	0
Pres	OP:	0	0									
	OT:	0	38	76	98	92	91	88	22	9	0	0
Reest -	BA:	0	50	52	53	55	57	59	61	63	65	67
Mar15	OP:	0	0									
	OT:	0	15	46	52	59	56	58	60	62	64	66
Reest -	BA:	0	0	-38	-53	-34	-32	-29	61	63	65	67
Orig	OP:	0	0									
	OT:	0	-23	-30	-46	-33	-35	-30	38	53	64	66
069 8159 0 7 401 EA20 48 72 10												
Proposed Legislation												
Inflation												
Pres 16	BA:	12	20	27	35	44	52	60	69	78	87	96
Reest	OP:	0	4									
	OT:	7	16	23	30	38	46	54	62	71	79	88
Mar 15	BA:	0	0	0	0	0	0	0	0	0	0	0
Base	OP:	0	0									
	OT:	0	0	0	0	0	0	0	0	0	0	0
Orig	BA:	0	0	0	0	0	0	0	0	0	0	0
Pres	OP:	0	0									
	OT:	0	0	0	0	0	0	0	0	0	0	0
Reest -	BA:	12	20	27	35	44	52	60	69	78	87	96
Mar15	OP:	0	4									
	OT:	7	16	23	30	38	46	54	62	71	79	88
Reest -	BA:	12	20	27	35	44	52	60	69	78	87	96
Orig	OP:	0	4									
	OT:	7	16	23	30	38	46	54	62	71	79	88




Sorted by FUNC, SFUN, TID, SUB
 (amounts in millions)

		2015	2016	2017	2018	2019	2020	2021	2022	2023	2024	2025
TRANSPORTATION (400)												
069 8159 0 7 401 EB01 48 72 10 N												
Legislation assumed in baseline												
Legislation assumed in the baseline												
Pres 16	BA:	85	259	259	259	259	259	259	259	259	259	259
Reest	OP:	0	0									
	OT:	0	0	0	0	0	0	0	0	0	0	0
Mar 15	BA:	85	259	259	259	259	259	259	259	259	259	259
Base	OP:	0	0									
	OT:	0	0	0	0	0	0	0	0	0	0	0
Orig	BA:	0	0	0	0	0	0	0	0	0	0	0
Pres	OP:	0	0									
	OT:	0	0	0	0	0	0	0	0	0	0	0
Reest -	BA:	0	0	0	0	0	0	0	0	0	0	0
Mar15	OP:	0	0									
	OT:	0	0	0	0	0	0	0	0	0	0	0
Reest -	BA:	85	259	259	259	259	259	259	259	259	259	259
Orig	OP:	0	0									
	OT:	0	0	0	0	0	0	0	0	0	0	0
069 8159 0 7 401 EE01 XX XX 10												
Non-scoreable secondary effect												
Outlays from flatlined CA												
Pres 16	BA:	0	0	0	0	0	0	0	0	0	0	0
Reest	OP:	0	0									
	OT:	0	155	233	246	246	246	246	246	246	246	246
Mar 15	BA:	0	0	0	0	0	0	0	0	0	0	0
Base	OP:	0	0									
	OT:	0	0	0	0	0	0	0	0	0	0	0
Orig	BA:	0	8	15	23	32	40	48	57	66	75	84
Pres	OP:	77	50									
	OT:	280	259	283	291	300	308	316	325	334	343	352
Reest -	BA:	0	0	0	0	0	0	0	0	0	0	0
Mar15	OP:	0	0									
	OT:	0	155	233	246	246	246	246	246	246	246	246
Reest -	BA:	0	-8	-15	-23	-32	-40	-48	-57	-66	-75	-84
Orig	OP:	-77	-50									
	OT:	-280	-104	-50	-45	-54	-62	-70	-79	-88	-97	-106



Sorted by FUNC, SFUN, TID, SUB
 (amounts in millions)

		2015	2016	2017	2018	2019	2020	2021	2022	2023	2024	2025
TRANSPORTATION (400)												
Account Total for Motor Carrier Safety Operations and Programs												
Pres 16	BA:	271	329	338	347	358	368	378	389	400	411	422
Reest	OP:	96	99									
	OT:	266	281	316	328	343	348	358	368	379	389	400
Mar 15	BA:	259	259	259	259	259	259	259	259	259	259	259
Base	OP:	96	95									
	OT:	259	262	269	278	288	297	307	317	327	338	349
Orig	BA:	271	329	376	400	392	400	407	328	337	346	355
Pres	OP:	77	50									
	OT:	280	297	359	389	392	399	404	347	343	343	352
Reest -	BA:	12	70	79	88	99	109	119	130	141	152	163
Mar15	OP:	0	4									
	OT:	7	19	47	50	55	51	51	51	52	51	51
Reest -	BA:	0	0	-38	-53	-34	-32	-29	61	63	65	67
Orig	OP:	19	49									
	OT:	-14	-16	-43	-61	-49	-51	-46	21	36	46	48
Federal Transit Administration												
Discretionary Grants (Transportation Trust Fund, Mass Transit Ac												
069 8191 0 7 401 AA01 TT TT 05 0												
Appropriation												
Pres 16	BA:	0	0	0	0	0	0	0	0	0	0	0
Reest	OP:	5	3									
	OT:	5	3	0	0	0	0	0	0	0	0	0
Mar 15	BA:	0	0	0	0	0	0	0	0	0	0	0
Base	OP:	5	3									
	OT:	5	3	0	0	0	0	0	0	0	0	0
Orig	BA:	0	0	0	0	0	0	0	0	0	0	0
Pres	OP:	9	1									
	OT:	9	1	0	0	0	0	0	0	0	0	0
Reest -	BA:	0	0	0	0	0	0	0	0	0	0	0
Mar15	OP:	0	0									
	OT:	0	0	0	0	0	0	0	0	0	0	0
Reest -	BA:	0	0	0	0	0	0	0	0	0	0	0
Orig	OP:	-4	2									
	OT:	-4	2	0	0	0	0	0	0	0	0	0



Sorted by FUNC, SFUN, TID, SUB
 (amounts in millions)

		2015	2016	2017	2018	2019	2020	2021	2022	2023	2024	2025
TRANSPORTATION (400)												
Federal Railroad Administration												
Rail Service Improvement Program												
069 8310 0 7 401 EA01 48 72 10												
Proposed Legislation												
Pres 16	BA:	0	2,325	2,405	2,370	2,450	2,450	2,450	0	0	0	0
Reest	OP:	0	0									
	OT:	0	0	47	118	259	497	854	1,332	1,535	1,707	1,813
Mar 15	BA:	0	0	0	0	0	0	0	0	0	0	0
Base	OP:	0	0									
	OT:	0	0	0	0	0	0	0	0	0	0	0
Orig	BA:	0	2,325	2,405	2,370	2,450	2,450	2,450	0	0	0	0
Pres	OP:	0	0									
	OT:	0	438	823	1,202	1,336	1,514	1,752	1,698	1,571	1,308	1,053
Reest -	BA:	0	2,325	2,405	2,370	2,450	2,450	2,450	0	0	0	0
Mar15	OP:	0	0									
	OT:	0	0	47	118	259	497	854	1,332	1,535	1,707	1,813
Reest -	BA:	0	0	0	0	0	0	0	0	0	0	0
Orig	OP:	0	0									
	OT:	0	-438	-776	-1,084	-1,077	-1,017	-898	-366	-36	399	760



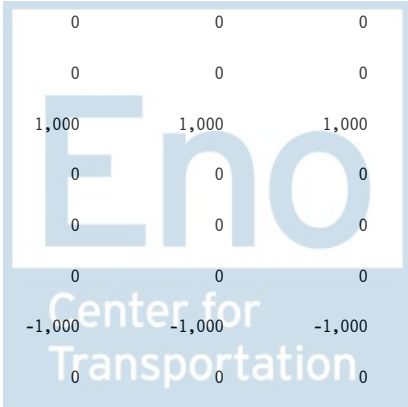
Sorted by FUNC, SFUN, TID, SUB
 (amounts in millions)

		2015	2016	2017	2018	2019	2020	2021	2022	2023	2024	2025
TRANSPORTATION (400)												
Current Passenger Rail Service												
069 8320 0 7 401 EA01 48 72 10												
Proposed Legislation												
Pres 16	BA:	0	2,450	2,450	2,350	2,300	2,300	2,300	1,584	1,616	1,649	1,682
Reest	OP:	0	0									
	OT:	0	1,470	2,205	2,390	2,330	2,305	2,300	1,870	1,675	1,633	1,666
Mar 15	BA:	0	0	0	0	0	0	0	0	0	0	0
Base	OP:	0	0									
	OT:	0	0	0	0	0	0	0	0	0	0	0
Orig	BA:	0	2,450	2,400	2,350	2,300	2,300	2,300	1,584	1,616	1,649	1,682
Pres	OP:	0	0									
	OT:	0	1,376	1,779	1,914	2,007	2,115	2,263	2,737	2,315	2,046	1,921
Reest -	BA:	0	2,450	2,450	2,350	2,300	2,300	2,300	1,584	1,616	1,649	1,682
Mar15	OP:	0	0									
	OT:	0	1,470	2,205	2,390	2,330	2,305	2,300	1,870	1,675	1,633	1,666
Reest -	BA:	0	0	50	0	0	0	0	0	0	0	0
Orig	OP:	0	0									
	OT:	0	94	426	476	323	190	37	-867	-640	-413	-255



Sorted by FUNC, SFUN, TID, SUB
 (amounts in millions)

		2015	2016	2017	2018	2019	2020	2021	2022	2023	2024	2025
TRANSPORTATION (400)												
Federal Transit Administration												
Transit Formula Grants												
069 8350 0 7 401 AA20 TT TT 05 N												
Appropriation												
Pres 16	BA:	0	0	0	0	0	0	0	0	0	0	0
Reest	OP:	6,440	6,900									
	OT:	7,729	6,900	4,651	2,993	1,983	1,062	695	586	553	561	500
Mar 15	BA:	0	0	0	0	0	0	0	0	0	0	0
Base	OP:	6,440	6,900									
	OT:	7,729	8,209	8,338	8,494	8,725	8,997	9,351	9,635	9,795	9,990	10,195
Orig	BA:	0	0	0	0	0	0	0	0	0	0	0
Pres	OP:	0	0									
	OT:	0	0	0	0	0	0	0	0	0	0	0
Reest -	BA:	0	0	0	0	0	0	0	0	0	0	0
Mar15	OP:	0	0									
	OT:	0	-1,309	-3,687	-5,501	-6,742	-7,935	-8,656	-9,049	-9,242	-9,429	-9,695
Reest -	BA:	0	0	0	0	0	0	0	0	0	0	0
Orig	OP:	6,440	6,900									
	OT:	7,729	6,900	4,651	2,993	1,983	1,062	695	586	553	561	500
069 8350 0 7 401 AA22 TT TT 04 N												
Appropriation												
Pres 16	BA:	0	0	0	0	0	0	0	0	0	0	0
Reest	OP:	780	780									
	OT:	1,000	780	480	280	160	60	0	0	0	0	0
Mar 15	BA:	0	0	0	0	0	0	0	0	0	0	0
Base	OP:	780	780									
	OT:	1,000	1,000	1,000	1,000	1,000	1,000	1,000	1,000	1,000	1,000	1,000
Orig	BA:	0	0	0	0	0	0	0	0	0	0	0
Pres	OP:	0	0									
	OT:	0	0	0	0	0	0	0	0	0	0	0
Reest -	BA:	0	0	0	0	0	0	0	0	0	0	0
Mar15	OP:	0	0									
	OT:	0	-220	-520	-720	-840	-940	-1,000	-1,000	-1,000	-1,000	-1,000
Reest -	BA:	0	0	0	0	0	0	0	0	0	0	0
Orig	OP:	780	780									
	OT:	1,000	780	480	280	160	60	0	0	0	0	0



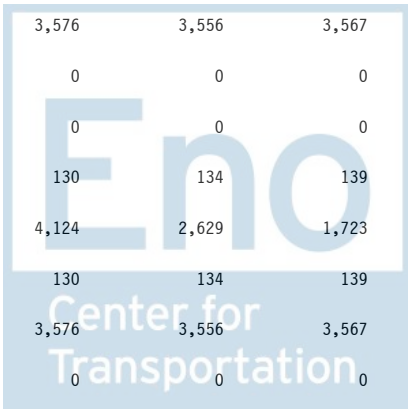
Sorted by FUNC, SFUN, TID, SUB
 (amounts in millions)

		2015	2016	2017	2018	2019	2020	2021	2022	2023	2024	2025
TRANSPORTATION (400)												
069 8350 0 7 401 AC01 TT TT 03												
Appropriation - Existing Law Change												
Pres sec. 162-reprogramming-0L only												
Pres 16	BA:	0	0	0	0	0	0	0	0	0	0	0
Reest	OP:	0	0									
	OT:	0	15	20	10	0	0	0	0	0	0	0
Mar 15	BA:	0	0	0	0	0	0	0	0	0	0	0
Base	OP:	0	0									
	OT:	0	0	0	0	0	0	0	0	0	0	0
Orig	BA:	0	0	0	0	0	0	0	0	0	0	0
Pres	OP:	0	0									
	OT:	0	0	0	0	0	0	0	0	0	0	0
Reest -	BA:	0	0	0	0	0	0	0	0	0	0	0
Mar15	OP:	0	0									
	OT:	0	15	20	10	0	0	0	0	0	0	0
Reest -	BA:	0	0	0	0	0	0	0	0	0	0	0
Orig	OP:	0	0									
	OT:	0	15	20	10	0	0	0	0	0	0	0
069 8350 0 7 401 BB20 48 68 10 N												
Trust Fund												
Pres 16	BA:	5,960	0	0	0	0	0	0	0	0	0	0
Reest	OP:	0	0									
	OT:	0	0	0	0	0	0	0	0	0	0	0
Mar 15	BA:	5,960	0	0	0	0	0	0	0	0	0	0
Base	OP:	0	0									
	OT:	0	0	0	0	0	0	0	0	0	0	0
Orig	BA:	9,895	9,895	9,895	9,895	9,895	9,895	9,895	9,895	9,895	9,895	9,895
Pres	OP:	0	0									
	OT:	0	0	0	0	0	0	0	0	0	0	0
Reest -	BA:	0	0	0	0	0	0	0	0	0	0	0
Mar15	OP:	0	0									
	OT:	0	0	0	0	0	0	0	0	0	0	0
Reest -	BA:	-3,935	-9,895	-9,895	-9,895	-9,895	-9,895	-9,895	-9,895	-9,895	-9,895	-9,895
Orig	OP:	0	0									
	OT:	0	0	0	0	0	0	0	0	0	0	0



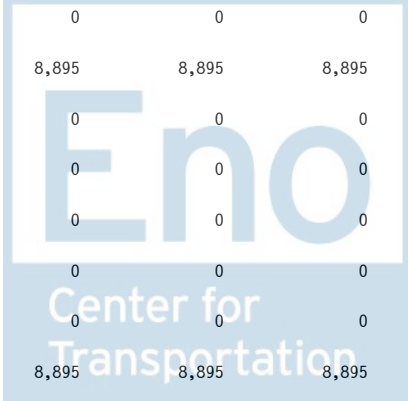
Sorted by FUNC, SFUN, TID, SUB
 (amounts in millions)

		2015	2016	2017	2018	2019	2020	2021	2022	2023	2024	2025
TRANSPORTATION (400)												
069 8350 0 7 401 BB22 48 68 10 N												
Trust Fund												
Contract Authority for Flexing												
Pres 16	BA:	1,000	1,000	1,000	1,000	1,000	1,000	1,000	1,000	1,000	1,000	1,000
Reest	OP:	0	0									
	OT:	0	0	0	0	0	0	0	0	0	0	0
Mar 15	BA:	1,000	1,000	1,000	1,000	1,000	1,000	1,000	1,000	1,000	1,000	1,000
Base	OP:	0	0									
	OT:	0	0	0	0	0	0	0	0	0	0	0
Orig	BA:	0	0	0	0	0	0	0	0	0	0	0
Pres	OP:	0	0									
	OT:	0	0	0	0	0	0	0	0	0	0	0
Reest -	BA:	0	0	0	0	0	0	0	0	0	0	0
Mar15	OP:	0	0									
	OT:	0	0	0	0	0	0	0	0	0	0	0
Reest -	BA:	1,000	1,000	1,000	1,000	1,000	1,000	1,000	1,000	1,000	1,000	1,000
Orig	OP:	0	0									
	OT:	0	0	0	0	0	0	0	0	0	0	0
069 8350 0 7 401 EA01 48 68 10												
Proposed Legislation												
Policy												
Pres 16	BA:	0	5,160	5,250	5,314	5,371	5,478	5,587	130	134	139	143
Reest	OP:	0	0									
	OT:	0	1,898	2,969	3,316	3,356	3,490	3,407	3,576	3,556	3,567	3,661
Mar 15	BA:	0	0	0	0	0	0	0	0	0	0	0
Base	OP:	0	0									
	OT:	0	0	0	0	0	0	0	0	0	0	0
Orig	BA:	0	5,160	5,250	5,314	5,371	5,478	5,587	130	134	139	143
Pres	OP:	0	0									
	OT:	0	980	2,598	3,618	4,181	4,602	4,938	4,124	2,629	1,723	1,251
Reest -	BA:	0	5,160	5,250	5,314	5,371	5,478	5,587	130	134	139	143
Mar15	OP:	0	0									
	OT:	0	1,898	2,969	3,316	3,356	3,490	3,407	3,576	3,556	3,567	3,661
Reest -	BA:	0	0	0	0	0	0	0	0	0	0	0
Orig	OP:	0	0									
	OT:	0	918	371	-302	-825	-1,112	-1,531	-548	927	1,844	2,410



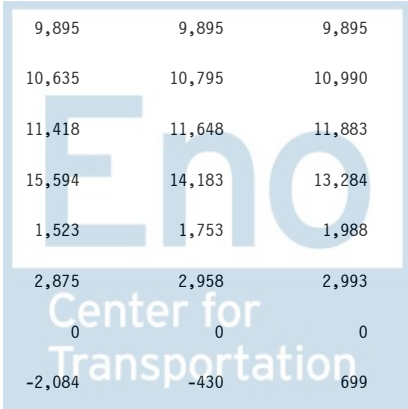
Sorted by FUNC, SFUN, TID, SUB
 (amounts in millions)

		2015	2016	2017	2018	2019	2020	2021	2022	2023	2024	2025
TRANSPORTATION (400)												
069 8350 0 7 401 EA20 48 72 10												
Proposed Legislation												
inflation												
Pres 16	BA:	0	159	340	533	742	954	1,172	1,393	1,619	1,849	2,084
Reest	OP:	0	0									
	OT:	0	24	94	204	344	512	700	898	1,105	1,316	1,533
Mar 15	BA:	0	0	0	0	0	0	0	0	0	0	0
Base	OP:	0	0									
	OT:	0	0	0	0	0	0	0	0	0	0	0
Orig	BA:	0	0	0	0	0	0	0	0	0	0	0
Pres	OP:	0	0									
	OT:	0	0	0	0	0	0	0	0	0	0	0
Reest -	BA:	0	159	340	533	742	954	1,172	1,393	1,619	1,849	2,084
Mar15	OP:	0	0									
	OT:	0	24	94	204	344	512	700	898	1,105	1,316	1,533
Reest -	BA:	0	159	340	533	742	954	1,172	1,393	1,619	1,849	2,084
Orig	OP:	0	0									
	OT:	0	24	94	204	344	512	700	898	1,105	1,316	1,533
069 8350 0 7 401 EB20 48 68 10 N												
Legislation assumed in baseline												
CA Regular program												
Pres 16	BA:	2,935	8,895	8,895	8,895	8,895	8,895	8,895	8,895	8,895	8,895	8,895
Reest	OP:	0	0									
	OT:	0	0	0	0	0	0	0	0	0	0	0
Mar 15	BA:	2,935	8,895	8,895	8,895	8,895	8,895	8,895	8,895	8,895	8,895	8,895
Base	OP:	0	0									
	OT:	0	0	0	0	0	0	0	0	0	0	0
Orig	BA:	0	0	0	0	0	0	0	0	0	0	0
Pres	OP:	0	0									
	OT:	0	0	0	0	0	0	0	0	0	0	0
Reest -	BA:	0	0	0	0	0	0	0	0	0	0	0
Mar15	OP:	0	0									
	OT:	0	0	0	0	0	0	0	0	0	0	0
Reest -	BA:	2,935	8,895	8,895	8,895	8,895	8,895	8,895	8,895	8,895	8,895	8,895
Orig	OP:	0	0									
	OT:	0	0	0	0	0	0	0	0	0	0	0



Sorted by FUNC, SFUN, TID, SUB
 (amounts in millions)

		2015	2016	2017	2018	2019	2020	2021	2022	2023	2024	2025
TRANSPORTATION (400)												
069 8350 0 7 401 EE01 XX XX 10												
Non-scoreable secondary effect												
Outlays from flatlined CA												
Pres 16	BA:	0	0	0	0	0	0	0	0	0	0	0
Reest	OP:	0	0									
	OT:	0	1,334	3,736	5,515	6,671	7,650	8,272	8,450	8,539	8,539	8,539
Mar 15	BA:	0	0	0	0	0	0	0	0	0	0	0
Base	OP:	0	0									
	OT:	0	0	0	0	0	0	0	0	0	0	0
Orig	BA:	0	159	340	533	742	954	1,172	1,393	1,619	1,849	2,084
Pres	OP:	7,516	7,544									
	OT:	9,344	9,402	9,899	10,448	10,726	11,226	11,385	11,470	11,554	11,561	11,743
Reest -	BA:	0	0	0	0	0	0	0	0	0	0	0
Mar15	OP:	0	0									
	OT:	0	1,334	3,736	5,515	6,671	7,650	8,272	8,450	8,539	8,539	8,539
Reest -	BA:	0	-159	-340	-533	-742	-954	-1,172	-1,393	-1,619	-1,849	-2,084
Orig	OP:	-7,516	-7,544									
	OT:	-9,344	-8,068	-6,163	-4,933	-4,055	-3,576	-3,113	-3,020	-3,015	-3,022	-3,204
Account Total for Transit Formula Grants												
Pres 16	BA:	9,895	15,214	15,485	15,742	16,008	16,327	16,654	11,418	11,648	11,883	12,122
Reest	OP:	7,220	7,680									
	OT:	8,729	10,951	11,950	12,318	12,514	12,774	13,074	13,510	13,753	13,983	14,233
Mar 15	BA:	9,895	9,895	9,895	9,895	9,895	9,895	9,895	9,895	9,895	9,895	9,895
Base	OP:	7,220	7,680									
	OT:	8,729	9,209	9,338	9,494	9,725	9,997	10,351	10,635	10,795	10,990	11,195
Orig	BA:	9,895	15,214	15,485	15,742	16,008	16,327	16,654	11,418	11,648	11,883	12,122
Pres	OP:	7,516	7,544									
	OT:	9,344	10,382	12,497	14,066	14,907	15,828	16,323	15,594	14,183	13,284	12,994
Reest -	BA:	0	5,319	5,590	5,847	6,113	6,432	6,759	1,523	1,753	1,988	2,227
Mar15	OP:	0	0									
	OT:	0	1,742	2,612	2,824	2,789	2,777	2,723	2,875	2,958	2,993	3,038
Reest -	BA:	0	0	0	0	0	0	0	0	0	0	0
Orig	OP:	-296	136									
	OT:	-615	569	-547	-1,748	-2,393	-3,054	-3,249	-2,084	-430	699	1,239



Sorted by FUNC, SFUN, TID, SUB
 (amounts in millions)

		2015	2016	2017	2018	2019	2020	2021	2022	2023	2024	2025
TRANSPORTATION (400)												
Office of the Secretary												
National Infrastructure Investments (Transportation Trust Fund)												
069 8372 0 7 401 EA01 48 76 10												
Proposed Legislation												
Pres 16	BA:	0	1,250	1,250	1,250	1,250	1,250	1,250	575	587	599	611
Reest	OP:	0	0									
	OT:	0	0	63	500	863	988	1,138	1,238	1,183	954	824
Mar 15	BA:	0	0	0	0	0	0	0	0	0	0	0
Base	OP:	0	0									
	OT:	0	0	0	0	0	0	0	0	0	0	0
Orig	BA:	0	1,250	1,250	1,250	1,250	1,250	1,250	575	587	599	611
Pres	OP:	0	0									
	OT:	0	0	12	275	700	988	1,138	1,250	1,243	1,102	875
Reest -	BA:	0	1,250	1,250	1,250	1,250	1,250	1,250	575	587	599	611
Mar15	OP:	0	0									
	OT:	0	0	63	500	863	988	1,138	1,238	1,183	954	824
Reest -	BA:	0	0	0	0	0	0	0	0	0	0	0
Orig	OP:	0	0									
	OT:	0	0	51	225	163	0	0	-12	-60	-148	-51



Sorted by FUNC, SFUN, TID, SUB
 (amounts in millions)

		2015	2016	2017	2018	2019	2020	2021	2022	2023	2024	2025
TRANSPORTATION (400)												
Federal Highway Administration												
Right-of-way revolving fund liquidating account												
069 8402 0 8 401 BC01 48 76 10 N												
Trust Revolving Fund												
Pres 16	BA:	-3	0	0	0	0	0	0	0	0	0	0
Reest	OP:	0	0									
	OT:	-3	0	0	0	0	0	0	0	0	0	0
Mar 15	BA:	-3	0	0	0	0	0	0	0	0	0	0
Base	OP:	0	0									
	OT:	-3	0	0	0	0	0	0	0	0	0	0
Orig	BA:	0	0	0	0	0	0	0	0	0	0	0
Pres	OP:	4	0									
	OT:	4	0	0	0	0	0	0	0	0	0	0
Reest -	BA:	0	0	0	0	0	0	0	0	0	0	0
Mar15	OP:	0	0									
	OT:	0	0	0	0	0	0	0	0	0	0	0
Reest -	BA:	-3	0	0	0	0	0	0	0	0	0	0
Orig	OP:	-4	0									
	OT:	-7	0	0	0	0	0	0	0	0	0	0



Sorted by FUNC, SFUN, TID, SUB
 (amounts in millions)

		2015	2016	2017	2018	2019	2020	2021	2022	2023	2024	2025
TRANSPORTATION (400)												
Fixing and Accelerating Surface Transportation												
069 8507 0 7 401 EA01 48 76 10												
Proposed Legislation												
Pres 16	BA:	0	500	500	500	500	500	500	0	0	0	0
Reest	OP:	0	0									
	OT:	0	5	10	135	335	410	460	480	490	365	165
Mar 15	BA:	0	0	0	0	0	0	0	0	0	0	0
Base	OP:	0	0									
	OT:	0	0	0	0	0	0	0	0	0	0	0
Orig	BA:	0	500	500	500	500	500	500	0	0	0	0
Pres	OP:	0	0									
	OT:	0	135	340	420	445	460	475	350	155	80	55
Reest -	BA:	0	500	500	500	500	500	500	0	0	0	0
Mar15	OP:	0	0									
	OT:	0	5	10	135	335	410	460	480	490	365	165
Reest -	BA:	0	0	0	0	0	0	0	0	0	0	0
Orig	OP:	0	0									
	OT:	0	-130	-330	-285	-110	-50	-15	130	335	285	110



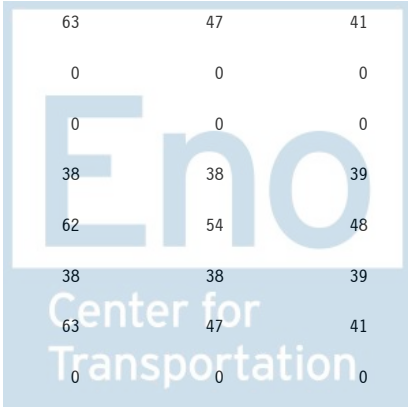
Sorted by FUNC, SFUN, TID, SUB
 (amounts in millions)

		2015	2016	2017	2018	2019	2020	2021	2022	2023	2024	2025
TRANSPORTATION (400)												
Federal Transit Administration												
Fixing and Accelerating Surface Transportation												
069 8517 0 7 401 EA01 48 68 10												
Proposed Legislation												
Pres 16	BA:	0	500	500	500	500	500	500	0	0	0	0
Reest	OP:	0	0									
	OT:	0	5	10	135	335	410	460	480	490	365	165
Mar 15	BA:	0	0	0	0	0	0	0	0	0	0	0
Base	OP:	0	0									
	OT:	0	0	0	0	0	0	0	0	0	0	0
Orig	BA:	0	500	500	500	500	500	500	0	0	0	0
Pres	OP:	0	0									
	OT:	0	95	250	345	395	430	455	375	235	150	105
Reest -	BA:	0	500	500	500	500	500	500	0	0	0	0
Mar15	OP:	0	0									
	OT:	0	5	10	135	335	410	460	480	490	365	165
Reest -	BA:	0	0	0	0	0	0	0	0	0	0	0
Orig	OP:	0	0									
	OT:	0	-90	-240	-210	-60	-20	5	105	255	215	60



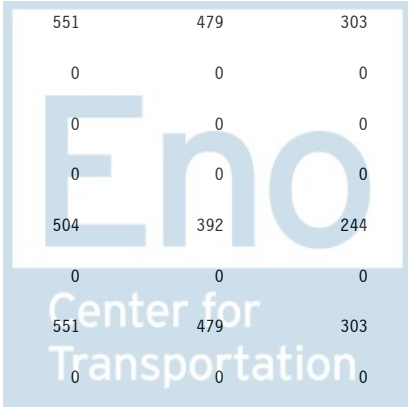
Sorted by FUNC, SFUN, TID, SUB
 (amounts in millions)

		2015	2016	2017	2018	2019	2020	2021	2022	2023	2024	2025
TRANSPORTATION (400)												
Public Transportation Emergency Relief Program												
069 8519 0 7 401 EA01 48 68 10												
Proposed Legislation												
Pres 16	BA:	0	25	25	25	25	25	25	0	0	0	0
Reest	OP:	0	0									
	OT:	0	4	14	19	23	25	25	21	11	6	3
Mar 15	BA:	0	0	0	0	0	0	0	0	0	0	0
Base	OP:	0	0									
	OT:	0	0	0	0	0	0	0	0	0	0	0
Orig	BA:	0	25	25	25	25	25	25	0	0	0	0
Pres	OP:	0	0									
	OT:	0	10	25	25	25	25	25	15	0	0	0
Reest -	BA:	0	25	25	25	25	25	25	0	0	0	0
Mar15	OP:	0	0									
	OT:	0	4	14	19	23	25	25	21	11	6	3
Reest -	BA:	0	0	0	0	0	0	0	0	0	0	0
Orig	OP:	0	0									
	OT:	0	-6	-11	-6	-2	0	0	6	11	6	3
Transit Research and Training												
069 8542 0 7 401 EA01 48 68 10												
Proposed Legislation												
Pres 16	BA:	0	60	61	63	67	68	70	38	38	39	40
Reest	OP:	0	0									
	OT:	0	12	42	55	63	66	68	63	47	41	39
Mar 15	BA:	0	0	0	0	0	0	0	0	0	0	0
Base	OP:	0	0									
	OT:	0	0	0	0	0	0	0	0	0	0	0
Orig	BA:	0	60	61	63	67	68	70	38	38	39	40
Pres	OP:	0	0									
	OT:	0	12	30	43	56	65	66	62	54	48	42
Reest -	BA:	0	60	61	63	67	68	70	38	38	39	40
Mar15	OP:	0	0									
	OT:	0	12	42	55	63	66	68	63	47	41	39
Reest -	BA:	0	0	0	0	0	0	0	0	0	0	0
Orig	OP:	0	0									
	OT:	0	0	12	12	7	1	2	1	-7	-7	-3



Sorted by FUNC, SFUN, TID, SUB
 (amounts in millions)

		2015	2016	2017	2018	2019	2020	2021	2022	2023	2024	2025
TRANSPORTATION (400)												
Capital Investment Grants												
069 8543 0 7 401 EA01 48 68 10												
Proposed Legislation												
Pres 16	BA:	0	3,250	3,315	3,380	3,450	3,520	3,590	2,280	2,326	2,373	2,420
Reest	OP:	0	0									
	OT:	0	488	1,506	2,186	2,717	3,063	3,353	3,250	2,915	2,697	2,571
Mar 15	BA:	0	0	0	0	0	0	0	0	0	0	0
Base	OP:	0	0									
	OT:	0	0	0	0	0	0	0	0	0	0	0
Orig	BA:	0	3,250	3,315	3,380	3,450	3,520	3,590	2,280	2,326	2,373	2,420
Pres	OP:	0	0									
	OT:	0	942	1,709	2,555	2,899	3,120	3,313	3,044	2,853	2,596	2,525
Reest -	BA:	0	3,250	3,315	3,380	3,450	3,520	3,590	2,280	2,326	2,373	2,420
Mar15	OP:	0	0									
	OT:	0	488	1,506	2,186	2,717	3,063	3,353	3,250	2,915	2,697	2,571
Reest -	BA:	0	0	0	0	0	0	0	0	0	0	0
Orig	OP:	0	0									
	OT:	0	-454	-203	-369	-182	-57	40	206	62	101	46
Bus Rapid Transit Program												
069 8544 0 7 401 EA01 48 68 10												
Proposed Legislation												
Pres 16	BA:	0	500	525	550	600	612	624	0	0	0	0
Reest	OP:	0	0									
	OT:	0	25	101	256	370	456	531	551	479	303	184
Mar 15	BA:	0	0	0	0	0	0	0	0	0	0	0
Base	OP:	0	0									
	OT:	0	0	0	0	0	0	0	0	0	0	0
Orig	BA:	0	500	525	550	600	612	624	0	0	0	0
Pres	OP:	0	0									
	OT:	0	75	179	312	431	504	554	504	392	244	123
Reest -	BA:	0	500	525	550	600	612	624	0	0	0	0
Mar15	OP:	0	0									
	OT:	0	25	101	256	370	456	531	551	479	303	184
Reest -	BA:	0	0	0	0	0	0	0	0	0	0	0
Orig	OP:	0	0									
	OT:	0	-50	-78	-56	-61	-48	-23	47	87	59	61




Sorted by FUNC, SFUN, TID, SUB
 (amounts in millions)

		2015	2016	2017	2018	2019	2020	2021	2022	2023	2024	2025
TRANSPORTATION (400)												
Federal Highway Administration												
Miscellaneous appropriations												
069 9911 0 1 401 AA01 TT TT 03 0												
Appropriation												
Pres 16	BA:	0	0	0	0	0	0	0	0	0	0	0
Reest	OP:	50	10									
	OT:	50	10	3	0	0	0	0	0	0	0	0
Mar 15	BA:	0	0	0	0	0	0	0	0	0	0	0
Base	OP:	50	10									
	OT:	50	10	3	0	0	0	0	0	0	0	0
Orig	BA:	0	0	0	0	0	0	0	0	0	0	0
Pres	OP:	57	58									
	OT:	57	58	58	47	25	11	6	4	3	0	0
Reest -	BA:	0	0	0	0	0	0	0	0	0	0	0
Mar15	OP:	0	0									
	OT:	0	0	0	0	0	0	0	0	0	0	0
Reest -	BA:	0	0	0	0	0	0	0	0	0	0	0
Orig	OP:	-7	-48									
	OT:	-7	-48	-55	-47	-25	-11	-6	-4	-3	0	0




Sorted by FUNC, SFUN, TID, SUB
 (amounts in millions)

		2015	2016	2017	2018	2019	2020	2021	2022	2023	2024	2025
TRANSPORTATION (400)												
069 9911 0 1 401 BA01 48 76 10 N												
Federal Fund												
TIFIA Credit Reestimate												
Pres 16	BA:	159	0	0	0	0	0	0	0	0	0	0
Reest	OP:	0	0									
	OT:	159	0	0	0	0	0	0	0	0	0	0
Mar 15	BA:	159	0	0	0	0	0	0	0	0	0	0
Base	OP:	0	0									
	OT:	159	0	0	0	0	0	0	0	0	0	0
Orig	BA:	159	0	0	0	0	0	0	0	0	0	0
Pres	OP:	159	0									
	OT:	159	0	0	0	0	0	0	0	0	0	0
Reest -	BA:	0	0	0	0	0	0	0	0	0	0	0
Mar15	OP:	0	0									
	OT:	0	0	0	0	0	0	0	0	0	0	0
Reest -	BA:	0	0	0	0	0	0	0	0	0	0	0
Orig	OP:	-159	0									
	OT:	0	0	0	0	0	0	0	0	0	0	0
Account Total for Miscellaneous appropriations												
Pres 16	BA:	159	0	0	0	0	0	0	0	0	0	0
Reest	OP:	50	10									
	OT:	209	10	3	0	0	0	0	0	0	0	0
Mar 15	BA:	159	0	0	0	0	0	0	0	0	0	0
Base	OP:	50	10									
	OT:	209	10	3	0	0	0	0	0	0	0	0
Orig	BA:	159	0	0	0	0	0	0	0	0	0	0
Pres	OP:	216	58									
	OT:	216	58	58	47	25	11	6	4	3	0	0
Reest -	BA:	0	0	0	0	0	0	0	0	0	0	0
Mar15	OP:	0	0									
	OT:	0	0	0	0	0	0	0	0	0	0	0
Reest -	BA:	0	0	0	0	0	0	0	0	0	0	0
Orig	OP:	-166	-48									
	OT:	-7	-48	-55	-47	-25	-11	-6	-4	-3	0	0



Sorted by FUNC, SFUN, TID, SUB
 (amounts in millions)

		2015	2016	2017	2018	2019	2020	2021	2022	2023	2024	2025
TRANSPORTATION (400)												
Miscellaneous trust funds												
069 9971 0 7 401 BB01 48 72 10 A												
Trust Fund												
Pres 16	BA:	25	25	25	25	25	25	25	25	25	25	25
Reest	OP:	15	15									
	OT:	25	25	25	25	25	25	25	25	25	25	25
Mar 15	BA:	25	25	25	25	25	25	25	25	25	25	25
Base	OP:	15	15									
	OT:	25	25	25	25	25	25	25	25	25	25	25
Orig	BA:	25	25	25	25	25	25	25	25	25	25	25
Pres	OP:	26	29									
	OT:	46	49	37	26	25	25	25	25	25	25	25
Reest -	BA:	0	0	0	0	0	0	0	0	0	0	0
Mar15	OP:	0	0									
	OT:	0	0	0	0	0	0	0	0	0	0	0
Reest -	BA:	0	0	0	0	0	0	0	0	0	0	0
Orig	OP:	-11	-14									
	OT:	-21	-24	-12	-1	0	0	0	0	0	0	0
Miscellaneous Transportation Trust Funds												
069 9972 0 7 401 AA01 TT TT 03 0												
Appropriation												
Pres 16	BA:	0	0	0	0	0	0	0	0	0	0	0
Reest	OP:	11	10									
	OT:	11	10	10	10	10	0	0	0	0	0	0
Mar 15	BA:	0	0	0	0	0	0	0	0	0	0	0
Base	OP:	11	10									
	OT:	11	10	10	10	10	0	0	0	0	0	0
Orig	BA:	0	0	0	0	0	0	0	0	0	0	0
Pres	OP:	24	30									
	OT:	24	30	27	18	7	3	2	2	1	1	0
Reest -	BA:	0	0	0	0	0	0	0	0	0	0	0
Mar15	OP:	0	0									
	OT:	0	0	0	0	0	0	0	0	0	0	0
Reest -	BA:	0	0	0	0	0	0	0	0	0	0	0
Orig	OP:	-13	-20									
	OT:	-13	-20	-17	-8	3	-3	-2	-2	-1	-1	0




Sorted by FUNC, SFUN, TID, SUB
 (amounts in millions)

		2015	2016	2017	2018	2019	2020	2021	2022	2023	2024	2025
TRANSPORTATION (400)												
Department of Transportation												
Payment from the GF, Transportation Trust Fund												
069 9981 8 7 401 EA01 58 78 20												
Proposed Legislation												
Pres 16	BA:	0	-1,250	-1,250	-1,250	-1,250	-1,250	-1,250	0	0	0	0
Reest	OP:	0	0									
	OT:	0	-1,250	-1,250	-1,250	-1,250	-1,250	-1,250	0	0	0	0
Mar 15	BA:	0	0	0	0	0	0	0	0	0	0	0
Base	OP:	0	0									
	OT:	0	0	0	0	0	0	0	0	0	0	0
Orig	BA:	0	-1,250	-1,250	-1,250	-1,250	-1,250	-1,250	0	0	0	0
Pres	OP:	0	0									
	OT:	0	-1,250	-1,250	-1,250	-1,250	-1,250	-1,250	0	0	0	0
Reest -	BA:	0	-1,250	-1,250	-1,250	-1,250	-1,250	-1,250	0	0	0	0
Mar15	OP:	0	0									
	OT:	0	-1,250	-1,250	-1,250	-1,250	-1,250	-1,250	0	0	0	0
Reest -	BA:	0	0	0	0	0	0	0	0	0	0	0
Orig	OP:	0	0									
	OT:	0	0	0	0	0	0	0	0	0	0	0



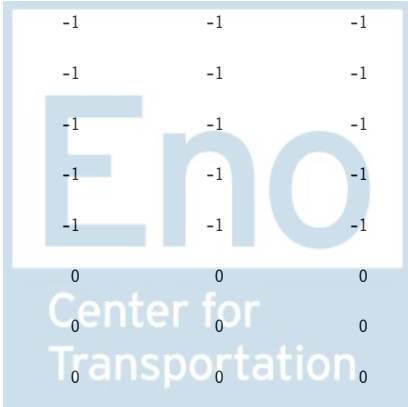
Sorted by FUNC, SFUN, TID, SUB
 (amounts in millions)

		2015	2016	2017	2018	2019	2020	2021	2022	2023	2024	2025
TRANSPORTATION (400)												
Advances & contributions from State cooperating agencies												
069 9990 8 7 401 CB01 XX XX 20 0												
Offsetting Receipts												
Pres 16	BA:	-1	-1	-1	-1	-1	-1	-1	-1	-1	-1	-1
Reest	OP:	0	0									
	OT:	-1	-1	-1	-1	-1	-1	-1	-1	-1	-1	-1
Mar 15	BA:	-1	-1	-1	-1	-1	-1	-1	-1	-1	-1	-1
Base	OP:	0	0									
	OT:	-1	-1	-1	-1	-1	-1	-1	-1	-1	-1	-1
Orig	BA:	-1	-1	-1	-1	-1	-1	-1	-1	-1	-1	-1
Pres	OP:	0	0									
	OT:	-1	-1	-1	-1	-1	-1	-1	-1	-1	-1	-1
Reest -	BA:	0	0	0	0	0	0	0	0	0	0	0
Mar15	OP:	0	0									
	OT:	0	0	0	0	0	0	0	0	0	0	0
Reest -	BA:	0	0	0	0	0	0	0	0	0	0	0
Orig	OP:	0	0									
	OT:	0	0	0	0	0	0	0	0	0	0	0
Payment from the General Fund, Highway Trust Fund (mass transit)												
069 9991 8 7 401 EA01 48 68 20												
Proposed Legislation												
Pres 16	BA:	0	-14,300	-14,300	-14,300	-14,300	-14,300	-14,300	0	0	0	0
Reest	OP:	0	0									
	OT:	0	-14,300	-14,300	-14,300	-14,300	-14,300	-14,300	0	0	0	0
Mar 15	BA:	0	0	0	0	0	0	0	0	0	0	0
Base	OP:	0	0									
	OT:	0	0	0	0	0	0	0	0	0	0	0
Orig	BA:	0	-14,300	-14,300	-14,300	-14,300	-14,300	-14,300	0	0	0	0
Pres	OP:	0	0									
	OT:	0	-14,300	-14,300	-14,300	-14,300	-14,300	-14,300	0	0	0	0
Reest -	BA:	0	-14,300	-14,300	-14,300	-14,300	-14,300	-14,300	0	0	0	0
Mar15	OP:	0	0									
	OT:	0	-14,300	-14,300	-14,300	-14,300	-14,300	-14,300	0	0	0	0
Reest -	BA:	0	0	0	0	0	0	0	0	0	0	0
Orig	OP:	0	0									
	OT:	0	0	0	0	0	0	0	0	0	0	0



Sorted by FUNC, SFUN, TID, SUB
 (amounts in millions)

		2015	2016	2017	2018	2019	2020	2021	2022	2023	2024	2025
TRANSPORTATION (400)												
Transportation infrastructure finance and innovation program												
069 9992 8 1 401 BA01 48 72 10 N RD												
Federal Fund												
Pres 16	BA:	-150	0	0	0	0	0	0	0	0	0	0
Reest	OP:	0	0									
	OT:	-150	0	0	0	0	0	0	0	0	0	0
Mar 15	BA:	-150	0	0	0	0	0	0	0	0	0	0
Base	OP:	0	0									
	OT:	-150	0	0	0	0	0	0	0	0	0	0
Orig	BA:	-150	0	0	0	0	0	0	0	0	0	0
Pres	OP:	0	0									
	OT:	-150	0	0	0	0	0	0	0	0	0	0
Reest -	BA:	0	0	0	0	0	0	0	0	0	0	0
Mar15	OP:	0	0									
	OT:	0	0	0	0	0	0	0	0	0	0	0
Reest -	BA:	0	0	0	0	0	0	0	0	0	0	0
Orig	OP:	0	0									
	OT:	0	0	0	0	0	0	0	0	0	0	0
Advances from other federal agencies, FHA Miscellaneous Trust, DOT												
069 9992 8 7 401 CB01 XX XX 20 0												
Offsetting Receipts												
Pres 16	BA:	-1	-1	-1	-1	-1	-1	-1	-1	-1	-1	-1
Reest	OP:	0	0									
	OT:	-1	-1	-1	-1	-1	-1	-1	-1	-1	-1	-1
Mar 15	BA:	-1	-1	-1	-1	-1	-1	-1	-1	-1	-1	-1
Base	OP:	0	0									
	OT:	-1	-1	-1	-1	-1	-1	-1	-1	-1	-1	-1
Orig	BA:	-1	-1	-1	-1	-1	-1	-1	-1	-1	-1	-1
Pres	OP:	0	0									
	OT:	-1	-1	-1	-1	-1	-1	-1	-1	-1	-1	-1
Reest -	BA:	0	0	0	0	0	0	0	0	0	0	0
Mar15	OP:	0	0									
	OT:	0	0	0	0	0	0	0	0	0	0	0
Reest -	BA:	0	0	0	0	0	0	0	0	0	0	0
Orig	OP:	0	0									
	OT:	0	0	0	0	0	0	0	0	0	0	0



Sorted by FUNC, SFUN, TID, SUB
 (amounts in millions)

		2015	2016	2017	2018	2019	2020	2021	2022	2023	2024	2025
TRANSPORTATION (400)												
Advances from state cooperating agencies												
069 9993 8 1 401 CB01 XX XX 20 A												
Offsetting Receipts												
(Part of 69-9971 in the appendix)												
Pres 16	BA:	-17	-17	-17	-17	-17	-17	-17	-17	-17	-17	-17
Reest	OP:	0	0									
	OT:	-17	-17	-17	-17	-17	-17	-17	-17	-17	-17	-17
Mar 15	BA:	-17	-17	-17	-17	-17	-17	-17	-17	-17	-17	-17
Base	OP:	0	0									
	OT:	-17	-17	-17	-17	-17	-17	-17	-17	-17	-17	-17
Orig	BA:	-18	-18	-18	-18	-18	-18	-18	-18	-18	-18	-18
Pres	OP:	0	0									
	OT:	-18	-18	-18	-18	-18	-18	-18	-18	-18	-18	-18
Reest -	BA:	0	0	0	0	0	0	0	0	0	0	0
Mar15	OP:	0	0									
	OT:	0	0	0	0	0	0	0	0	0	0	0
Reest -	BA:	1	1	1	1	1	1	1	1	1	1	1
Orig	OP:	0	0									
	OT:	1	1	1	1	1	1	1	1	1	1	1



Sorted by FUNC, SFUN, TID, SUB
 (amounts in millions)

		2015	2016	2017	2018	2019	2020	2021	2022	2023	2024	2025
TRANSPORTATION (400)												
Payment to the general fund, Highway Trust Fund (multi)												
069 9994 8 7 401 EA01 48 76 20												
Proposed Legislation												
Pres 16	BA:	0	-4,758	-4,758	-4,758	-4,758	-4,758	-4,758	0	0	0	0
Reest	OP:	0	0									
	OT:	0	-4,758	-4,758	-4,758	-4,758	-4,758	-4,758	0	0	0	0
Mar 15	BA:	0	0	0	0	0	0	0	0	0	0	0
Base	OP:	0	0									
	OT:	0	0	0	0	0	0	0	0	0	0	0
Orig	BA:	0	-4,758	-4,758	-4,758	-4,758	-4,758	-4,758	0	0	0	0
Pres	OP:	0	0									
	OT:	0	-4,758	-4,758	-4,758	-4,758	-4,758	-4,758	0	0	0	0
Reest -	BA:	0	-4,758	-4,758	-4,758	-4,758	-4,758	-4,758	0	0	0	0
Mar15	OP:	0	0									
	OT:	0	-4,758	-4,758	-4,758	-4,758	-4,758	-4,758	0	0	0	0
Reest -	BA:	0	0	0	0	0	0	0	0	0	0	0
Orig	OP:	0	0									
	OT:	0	0	0	0	0	0	0	0	0	0	0



Sorted by FUNC, SFUN, TID, SUB
 (amounts in millions)

		2015	2016	2017	2018	2019	2020	2021	2022	2023	2024	2025
TRANSPORTATION (400)												
Department of Homeland Security												
Transportation Security Administration												
Surface Transportation Security												
070 0551 0 1 401 AA01 HS HS 03 0												
Appropriation												
Pres 16	BA:	124	124	126	129	130	132	134	137	140	142	145
Reest	OP:	34	36									
	OT:	121	123	125	128	130	131	133	136	139	141	144
Mar 15	BA:	124	128	133	138	143	148	154	160	165	171	178
Base	OP:	34	36									
	OT:	121	126	131	136	141	146	152	158	163	169	176
Orig	BA:	109	124	126	129	130	132	134	137	140	142	145
Pres	OP:	27	31									
	OT:	103	118	124	128	130	131	134	136	139	141	144
Reest -	BA:	0	-4	-7	-9	-13	-16	-20	-23	-25	-29	-33
Mar15	OP:	0	0									
	OT:	0	-3	-6	-8	-11	-15	-19	-22	-24	-28	-32
Reest -	BA:	15	0	0	0	0	0	0	0	0	0	0
Orig	OP:	7	5									
	OT:	18	5	1	0	0	0	-1	0	0	0	0



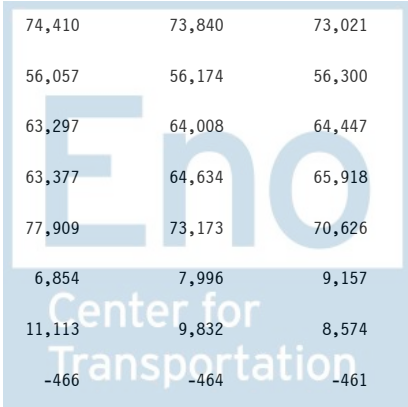
Sorted by FUNC, SFUN, TID, SUB
 (amounts in millions)

		2015	2016	2017	2018	2019	2020	2021	2022	2023	2024	2025
TRANSPORTATION (400)												
Intelligence and Vetting												
070 0557 0 1 401 AA01 HS HS 03												
Appropriation												
Pres 16	BA:	0	0	0	0	0	0	0	0	0	0	0
Reest	OP:	0	0									
	OT:	0	0	0	0	0	0	0	0	0	0	0
Mar 15	BA:	0	0	0	0	0	0	0	0	0	0	0
Base	OP:	0	0									
	OT:	0	0	0	0	0	0	0	0	0	0	0
Orig	BA:	0	0	0	0	0	0	0	0	0	0	0
Pres	OP:	23	51									
	OT:	0	0	-13	-4	-1	-1	-2	-2	-2	-1	-3
Reest -	BA:	0	0	0	0	0	0	0	0	0	0	0
Mar15	OP:	0	0									
	OT:	0	0	0	0	0	0	0	0	0	0	0
Reest -	BA:	0	0	0	0	0	0	0	0	0	0	0
Orig	OP:	-23	-51									
	OT:	0	0	13	4	1	1	2	2	2	1	3



Sorted by FUNC, SFUN, TID, SUB
 (amounts in millions)

		2015	2016	2017	2018	2019	2020	2021	2022	2023	2024	2025
TRANSPORTATION (400)												
National Railroad Passenger Corporation Office of Inspector Gene												
National Railroad Passenger Corporation Office of Inspector Gene												
Salaries and Expenses												
575 2996 0 1 401 AA01 TT TT 03 0												
Appropriation												
Pres 16	BA:	24	24	24	25	25	25	26	27	27	28	28
Reest	OP:	7	9		25	25	25	26	27	27	28	28
	OT:	21	23	24	25	25	25	26	27	27	28	28
Mar 15	BA:	24	24	25	25	26	26	27	27	28	29	29
Base	OP:	7	9		25	26	26	27	27	28	29	29
	OT:	21	23	25	25	26	26	27	27	28	29	29
Orig	BA:	24	24	24	25	25	25	26	27	27	28	28
Pres	OP:	1	1		25	25	25	26	27	27	28	28
	OT:	25	25	24	25	25	25	26	27	27	28	28
Reest -	BA:	0	0	-1	0	-1	-1	-1	0	-1	-1	-1
Mar15	OP:	0	0		0	-1	-1	-1	0	-1	-1	-1
	OT:	0	0	-1	0	-1	-1	-1	0	-1	-1	-1
Reest -	BA:	0	0	0	0	0	0	0	0	0	0	0
Orig	OP:	6	8		0	0	0	0	0	0	0	0
	OT:	-4	-2	0	0	0	0	0	0	0	0	0
Subfunction Total for 401 Ground transportation (401)												
Pres 16	BA:	55,534	77,227	78,347	79,174	80,241	81,286	82,415	62,911	64,170	65,457	66,768
Reest	OP:	44,845	45,919		70,117	72,107	73,200	74,142	74,410	73,840	73,021	72,819
	OT:	59,035	64,634	68,698	70,117	72,107	73,200	74,142	74,410	73,840	73,021	72,819
Mar 15	BA:	55,502	55,343	55,490	55,596	55,706	55,821	55,936	56,057	56,174	56,300	56,425
Base	OP:	44,845	45,910		60,200	61,044	61,821	62,499	63,297	64,008	64,447	65,389
	OT:	59,017	60,315	61,060	60,200	61,044	61,821	62,499	63,297	64,008	64,447	65,389
Orig	BA:	55,540	77,744	78,851	79,743	80,791	81,833	82,965	63,377	64,634	65,918	67,227
Pres	OP:	47,107	45,946		76,452	77,879	79,233	80,218	77,909	73,173	70,626	69,592
	OT:	62,344	66,284	72,650	76,452	77,879	79,233	80,218	77,909	73,173	70,626	69,592
Reest -	BA:	32	21,884	22,857	23,578	24,535	25,465	26,479	6,854	7,996	9,157	10,343
Mar15	OP:	0	9		9,917	11,063	11,379	11,643	11,113	9,832	8,574	7,430
	OT:	18	4,319	7,638	9,917	11,063	11,379	11,643	11,113	9,832	8,574	7,430
Reest -	BA:	-6	-517	-504	-569	-550	-547	-550	-466	-464	-461	-459
Orig	OP:	-2,262	-27		-6,335	-5,772	-6,033	-6,076	-3,499	667	2,395	3,227
	OT:	-3,309	-1,650	-3,952	-6,335	-5,772	-6,033	-6,076	-3,499	667	2,395	3,227



Sorted by FUNC, SFUN, TID, SUB
(amounts in millions)

	2015	2016	2017	2018	2019	2020	2021	2022	2023	2024	2025
TRANSPORTATION (400)											



Sorted by FUNC, SFUN, TID, SUB
 (amounts in millions)

		2015	2016	2017	2018	2019	2020	2021	2022	2023	2024	2025
TRANSPORTATION (400)												
Air transportation (402)												
Department of Homeland Security												
Department of Homeland Security												
Adjustment to Reflect 2015 Budget Policy												
024 9001 0 1 402 AA01 HS HS 03												
Appropriation												
Pres 16	BA:	0	0	0	0	0	0	0	0	0	0	0
Reest	OP:	0	0									
	OT:	0	0	0	0	0	0	0	0	0	0	0
Mar 15	BA:	0	0	0	0	0	0	0	0	0	0	0
Base	OP:	0	0									
	OT:	0	0	0	0	0	0	0	0	0	0	0
Orig	BA:	-766	0	0	0	0	0	0	0	0	0	0
Pres	OP:	0	-153									
	OT:	-574	-153	-23	-15	0	0	0	0	0	0	0
Reest -	BA:	0	0	0	0	0	0	0	0	0	0	0
Mar15	OP:	0	0									
	OT:	0	0	0	0	0	0	0	0	0	0	0
Reest -	BA:	766	0	0	0	0	0	0	0	0	0	0
Orig	OP:	0	153									
	OT:	574	153	23	15	0	0	0	0	0	0	0




Sorted by FUNC, SFUN, TID, SUB
 (amounts in millions)

		2015	2016	2017	2018	2019	2020	2021	2022	2023	2024	2025
TRANSPORTATION (400)												
Department of Transportation												
Federal Aviation Administration												
Operations												
069 1301 0 1 402 AA01 TT TT 03 0												
Appropriation												
Pres 16	BA:	1,146	1,368	1,394	1,424	1,438	1,452	1,481	1,510	1,540	1,571	1,603
Reest	OP:	782	297									
	OT:	1,802	1,515	1,573	1,518	1,495	1,460	1,477	1,506	1,536	1,566	1,598
Mar 15	BA:	1,146	1,181	1,220	1,264	1,309	1,356	1,403	1,452	1,502	1,554	1,606
Base	OP:	782	297									
	OT:	1,802	1,348	1,403	1,358	1,362	1,359	1,396	1,445	1,495	1,546	1,598
Orig	BA:	1,146	1,368	1,394	1,424	1,438	1,452	1,481	1,510	1,540	1,571	1,603
Pres	OP:	1,365	1,375									
	OT:	1,343	1,553	1,371	1,399	1,425	1,440	1,457	1,483	1,514	1,544	1,576
Reest -	BA:	0	187	174	160	129	96	78	58	38	17	-3
Mar15	OP:	0	0									
	OT:	0	167	170	160	133	101	81	61	41	20	0
Reest -	BA:	0	0	0	0	0	0	0	0	0	0	0
Orig	OP:	-583	-1,078									
	OT:	459	-38	202	119	70	20	20	23	22	22	22




Sorted by FUNC, SFUN, TID, SUB
 (amounts in millions)

		2015	2016	2017	2018	2019	2020	2021	2022	2023	2024	2025
TRANSPORTATION (400)												
Aviation insurance revolving fund												
069 4120 0 3 402 BD01 48 72 10												
Public Enterprise Fund												
Pres 16	BA:	0	0	0	0	0	0	0	0	0	0	0
Reest	OP:	0	0									
	OT:	0	0	0	0	0	0	0	0	0	0	0
Mar 15	BA:	0	0	0	0	0	0	0	0	0	0	0
Base	OP:	0	0									
	OT:	0	0	0	0	0	0	0	0	0	0	0
Orig	BA:	0	0	0	0	0	0	0	0	0	0	0
Pres	OP:	0	0									
	OT:	-24	-51	-67	-79	-90	-102	-107	-112	-116	-121	-126
Reest -	BA:	0	0	0	0	0	0	0	0	0	0	0
Mar15	OP:	0	0									
	OT:	0	0	0	0	0	0	0	0	0	0	0
Reest -	BA:	0	0	0	0	0	0	0	0	0	0	0
Orig	OP:	0	0									
	OT:	24	51	67	79	90	102	107	112	116	121	126
069 4120 0 3 402 BD02 48 72 10 A												
Public Enterprise Fund												
PREMIUMS - reimbursements to air carriers that dropped coverage												
Pres 16	BA:	25	0	0	0	0	0	0	0	0	0	0
Reest	OP:	0	0									
	OT:	25	0	0	0	0	0	0	0	0	0	0
Mar 15	BA:	25	0	0	0	0	0	0	0	0	0	0
Base	OP:	0	0									
	OT:	25	0	0	0	0	0	0	0	0	0	0
Orig	BA:	0	0	0	0	0	0	0	0	0	0	0
Pres	OP:	0	0									
	OT:	0	0	0	0	0	0	0	0	0	0	0
Reest -	BA:	0	0	0	0	0	0	0	0	0	0	0
Mar15	OP:	0	0									
	OT:	0	0	0	0	0	0	0	0	0	0	0
Reest -	BA:	25	0	0	0	0	0	0	0	0	0	0
Orig	OP:	0	0									
	OT:	25	0	0	0	0	0	0	0	0	0	0



Sorted by FUNC, SFUN, TID, SUB
 (amounts in millions)

		2015	2016	2017	2018	2019	2020	2021	2022	2023	2024	2025
TRANSPORTATION (400)												
Account Total for Aviation insurance revolving fund												
Pres 16	BA:	25	0	0	0	0	0	0	0	0	0	0
Reest	OP:	0	0									
	OT:	25	0	0	0	0	0	0	0	0	0	0
Mar 15	BA:	25	0	0	0	0	0	0	0	0	0	0
Base	OP:	0	0									
	OT:	25	0	0	0	0	0	0	0	0	0	0
Orig	BA:	0	0	0	0	0	0	0	0	0	0	0
Pres	OP:	0	0									
	OT:	-24	-51	-67	-79	-90	-102	-107	-112	-116	-121	-126
Reest -	BA:	0	0	0	0	0	0	0	0	0	0	0
Mar15	OP:	0	0									
	OT:	0	0	0	0	0	0	0	0	0	0	0
Reest -	BA:	25	0	0	0	0	0	0	0	0	0	0
Orig	OP:	0	0									
	OT:	49	51	67	79	90	102	107	112	116	121	126
Administrative services franchise fund												
069 4562 0 4 402 AA01 TT TT 03												
Appropriation												
Pres 16	BA:	0	0	0	0	0	0	0	0	0	0	0
Reest	OP:	0	0									
	OT:	0	0	0	0	0	0	0	0	0	0	0
Mar 15	BA:	0	0	0	0	0	0	0	0	0	0	0
Base	OP:	0	0									
	OT:	0	0	0	0	0	0	0	0	0	0	0
Orig	BA:	0	0	0	0	0	0	0	0	0	0	0
Pres	OP:	156	208									
	OT:	5	55	91	-4	-3	-2	-3	-5	-4	-5	-5
Reest -	BA:	0	0	0	0	0	0	0	0	0	0	0
Mar15	OP:	0	0									
	OT:	0	0	0	0	0	0	0	0	0	0	0
Reest -	BA:	0	0	0	0	0	0	0	0	0	0	0
Orig	OP:	-156	-208									
	OT:	-5	-55	-91	4	3	2	3	5	4	5	5



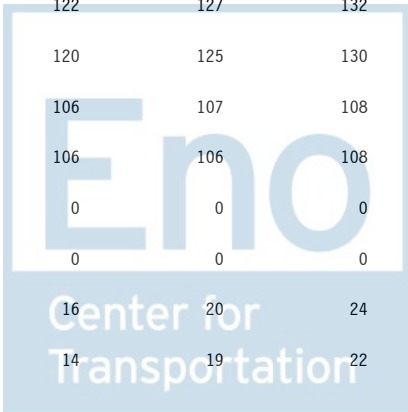
Sorted by FUNC, SFUN, TID, SUB
 (amounts in millions)

		2015	2016	2017	2018	2019	2020	2021	2022	2023	2024	2025
TRANSPORTATION (400)												
Office of the Secretary												
Essential air service and rural airport improvement fund												
069 5423 0 2 402 BA01 48 72 10 A												
Federal Fund												
SPENDING AUTH BY 49 USC 41742_(FROMFEES)												
Pres 16	BA:	90	96	100	104	108	113	118	122	127	132	137
Reest	OP:	34	42									
	OT:	88	100	106	108	109	111	116	120	125	130	135
Mar 15	BA:	90	96	100	104	108	113	118	122	127	132	137
Base	OP:	34	42									
	OT:	88	100	106	108	109	111	116	120	125	130	135
Orig	BA:	98	102	101	102	103	104	105	106	107	108	109
Pres	OP:	67	42									
	OT:	131	103	102	101	103	103	105	106	106	108	108
Reest -	BA:	0	0	0	0	0	0	0	0	0	0	0
Mar15	OP:	0	0									
	OT:	0	0	0	0	0	0	0	0	0	0	0
Reest -	BA:	-8	-6	-1	2	5	9	13	16	20	24	28
Orig	OP:	-33	0									
	OT:	-43	-3	4	7	6	8	11	14	19	22	27



Sorted by FUNC, SFUN, TID, SUB
 (amounts in millions)

		2015	2016	2017	2018	2019	2020	2021	2022	2023	2024	2025
TRANSPORTATION (400)												
069 5423 0 2 402 BS01 48 72 10 A												
Sequester												
Pres 16	BA:	-8	0	0	0	0	0	0	0	0	0	0
Reest	OP:	-2	-3									
	OT:	-7	-3	-1	0	0	0	0	0	0	0	0
Mar 15	BA:	-8	-7	0	0	0	0	0	0	0	0	0
Base	OP:	-2	-3									
	OT:	-7	-7	-3	-1	0	0	0	0	0	0	0
Orig	BA:	0	0	0	0	0	0	0	0	0	0	0
Pres	OP:	0	0									
	OT:	0	0	0	0	0	0	0	0	0	0	0
Reest -	BA:	0	7	0	0	0	0	0	0	0	0	0
Mar15	OP:	0	0									
	OT:	0	4	2	1	0	0	0	0	0	0	0
Reest -	BA:	-8	0	0	0	0	0	0	0	0	0	0
Orig	OP:	-2	-3									
	OT:	-7	-3	-1	0	0	0	0	0	0	0	0
Account Total for Essential air service and rural airport improvement fund												
Pres 16	BA:	82	96	100	104	108	113	118	122	127	132	137
Reest	OP:	32	39									
	OT:	81	97	105	108	109	111	116	120	125	130	135
Mar 15	BA:	82	89	100	104	108	113	118	122	127	132	137
Base	OP:	32	39									
	OT:	81	93	103	107	109	111	116	120	125	130	135
Orig	BA:	98	102	101	102	103	104	105	106	107	108	109
Pres	OP:	67	42									
	OT:	131	103	102	101	103	103	105	106	106	108	108
Reest -	BA:	0	7	0	0	0	0	0	0	0	0	0
Mar15	OP:	0	0									
	OT:	0	4	2	1	0	0	0	0	0	0	0
Reest -	BA:	-16	-6	-1	2	5	9	13	16	20	24	28
Orig	OP:	-35	-3						14	19	22	27
	OT:	-50	-6	3	7	6	8	11				



Sorted by FUNC, SFUN, TID, SUB
 (amounts in millions)

		2015	2016	2017	2018	2019	2020	2021	2022	2023	2024	2025
TRANSPORTATION (400)												
Federal Aviation Administration												
Trust fund share of FAA activities (Airport and airway trust fun												
069 8104 0 7 402 AA01 TT TT 03 0												
Appropriation												
Pres 16	BA:	8,595	8,547	8,718	8,892	8,981	9,071	9,252	9,438	9,626	9,819	10,015
Reest	OP:	0	688									
	OT:	7,650	8,295	8,615	8,868	8,964	9,057	9,229	9,411	9,598	9,790	9,986
Mar 15	BA:	8,595	8,724	8,879	9,059	9,240	9,429	9,618	9,815	10,013	10,219	10,426
Base	OP:	0	688									
	OT:	7,650	8,452	8,772	9,033	9,213	9,401	9,590	9,786	9,983	10,188	10,395
Orig	BA:	8,595	8,547	8,718	8,892	8,981	9,071	9,252	9,438	9,626	9,819	10,015
Pres	OP:	0	0									
	OT:	8,595	8,547	8,718	8,892	8,981	9,071	9,252	9,438	9,626	9,819	10,015
Reest -	BA:	0	-177	-161	-167	-259	-358	-366	-377	-387	-400	-411
Mar15	OP:	0	0									
	OT:	0	-157	-157	-165	-249	-344	-361	-375	-385	-398	-409
Reest -	BA:	0	0	0	0	0	0	0	0	0	0	0
Orig	OP:	0	688									
	OT:	-945	-252	-103	-24	-17	-14	-23	-27	-28	-29	-29




Sorted by FUNC, SFUN, TID, SUB
 (amounts in millions)

		2015	2016	2017	2018	2019	2020	2021	2022	2023	2024	2025
TRANSPORTATION (400)												
Grants-in-aid for airports (Airport and airway trust fund)												
069 8106 0 7 402 AA01 TT TT 03 N												
Appropriation												
grant outlays												
Pres 16	BA:	0	0	0	0	0	0	0	0	0	0	0
Reest	OP:	2,745	2,762									
	OT:	3,361	3,293	3,088	2,987	2,959	2,951	2,975	3,005	3,060	3,119	3,181
Mar 15	BA:	0	0	0	0	0	0	0	0	0	0	0
Base	OP:	2,745	2,762									
	OT:	3,361	3,387	3,393	3,405	3,439	3,487	3,547	3,598	3,671	3,746	3,822
Orig	BA:	0	0	0	0	0	0	0	0	0	0	0
Pres	OP:	3,129	2,988									
	OT:	3,800	3,579	3,351	3,299	3,016	3,040	3,078	3,133	3,193	3,255	3,318
Reest -	BA:	0	0	0	0	0	0	0	0	0	0	0
Mar15	OP:	0	0									
	OT:	0	-94	-305	-418	-480	-536	-572	-593	-611	-627	-641
Reest -	BA:	0	0	0	0	0	0	0	0	0	0	0
Orig	OP:	-384	-226									
	OT:	-439	-286	-263	-312	-57	-89	-103	-128	-133	-136	-137



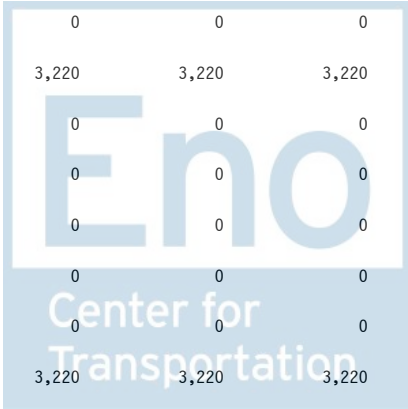
Sorted by FUNC, SFUN, TID, SUB
 (amounts in millions)

		2015	2016	2017	2018	2019	2020	2021	2022	2023	2024	2025
TRANSPORTATION (400)												
069 8106 0 7 402 AA05 TT TT 03 N												
Appropriation												
admin outlays												
Pres 16	BA:	0	0	0	0	0	0	0	0	0	0	0
Reest	OP:	12	12									
	OT:	107	107	109	111	112	114	116	118	121	123	125
Mar 15	BA:	0	0	0	0	0	0	0	0	0	0	0
Base	OP:	12	12									
	OT:	107	109	111	113	115	117	120	122	125	127	130
Orig	BA:	0	0	0	0	0	0	0	0	0	0	0
Pres	OP:	0	0									
	OT:	0	0	0	0	0	0	0	0	0	0	0
Reest -	BA:	0	0	0	0	0	0	0	0	0	0	0
Mar15	OP:	0	0									
	OT:	0	-2	-2	-2	-3	-3	-4	-4	-4	-4	-5
Reest -	BA:	0	0	0	0	0	0	0	0	0	0	0
Orig	OP:	12	12									
	OT:	107	107	109	111	112	114	116	118	121	123	125
069 8106 0 7 402 BB02 48 72 10 N												
Trust Fund												
\$3,350 M enacted CA under P.L. 112-95 plus \$130 M pop-up net of \$260 M rescissio												
Pres 16	BA:	3,220	0	0	0	0	0	0	0	0	0	0
Reest	OP:	0	0									
	OT:	0	0	0	0	0	0	0	0	0	0	0
Mar 15	BA:	3,220	0	0	0	0	0	0	0	0	0	0
Base	OP:	0	0									
	OT:	0	0	0	0	0	0	0	0	0	0	0
Orig	BA:	3,350	3,350	3,350	3,350	3,350	3,350	3,350	3,350	3,350	3,350	3,350
Pres	OP:	0	0									
	OT:	0	0	0	0	0	0	0	0	0	0	0
Reest -	BA:	0	0	0	0	0	0	0	0	0	0	0
Mar15	OP:	0	0									
	OT:	0	0	0	0	0	0	0	0	0	0	0
Reest -	BA:	-130	-3,350	-3,350	-3,350	-3,350	-3,350	-3,350	-3,350	-3,350	-3,350	-3,350
Orig	OP:	0	0									
	OT:	0	0	0	0	0	0	0	0	0	0	0



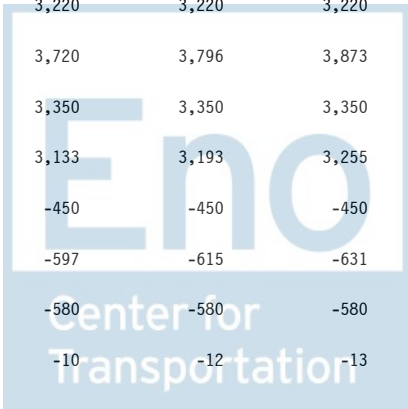
Sorted by FUNC, SFUN, TID, SUB
 (amounts in millions)

		2015	2016	2017	2018	2019	2020	2021	2022	2023	2024	2025
TRANSPORTATION (400)												
069 8106 0 7 402 EA01 48 72 10												
Proposed Legislation												
PROPOSAL: reform PFCs, reduce funding for AIP												
Pres 16	BA:	0	-450	-450	-450	-450	-450	-450	-450	-450	-450	-450
Reest	OP:	0	0									
	OT:	0	0	0	0	0	0	0	0	0	0	0
Mar 15	BA:	0	0	0	0	0	0	0	0	0	0	0
Base	OP:	0	0									
	OT:	0	0	0	0	0	0	0	0	0	0	0
Orig	BA:	0	0	0	0	0	0	0	0	0	0	0
Pres	OP:	0	0									
	OT:	0	0	0	0	0	0	0	0	0	0	0
Reest -	BA:	0	-450	-450	-450	-450	-450	-450	-450	-450	-450	-450
Mar15	OP:	0	0									
	OT:	0	0	0	0	0	0	0	0	0	0	0
Reest -	BA:	0	-450	-450	-450	-450	-450	-450	-450	-450	-450	-450
Orig	OP:	0	0									
	OT:	0	0	0	0	0	0	0	0	0	0	0
069 8106 0 7 402 EB02 48 72 10 2												
Legislation assumed in baseline												
ASSUMED CA after 2015												
Pres 16	BA:	0	3,220	3,220	3,220	3,220	3,220	3,220	3,220	3,220	3,220	3,220
Reest	OP:	0	0									
	OT:	0	0	0	0	0	0	0	0	0	0	0
Mar 15	BA:	0	3,220	3,220	3,220	3,220	3,220	3,220	3,220	3,220	3,220	3,220
Base	OP:	0	0									
	OT:	0	0	0	0	0	0	0	0	0	0	0
Orig	BA:	0	0	0	0	0	0	0	0	0	0	0
Pres	OP:	0	0									
	OT:	0	0	0	0	0	0	0	0	0	0	0
Reest -	BA:	0	0	0	0	0	0	0	0	0	0	0
Mar15	OP:	0	0									
	OT:	0	0	0	0	0	0	0	0	0	0	0
Reest -	BA:	0	3,220	3,220	3,220	3,220	3,220	3,220	3,220	3,220	3,220	3,220
Orig	OP:	0	0									
	OT:	0	0	0	0	0	0	0	0	0	0	0



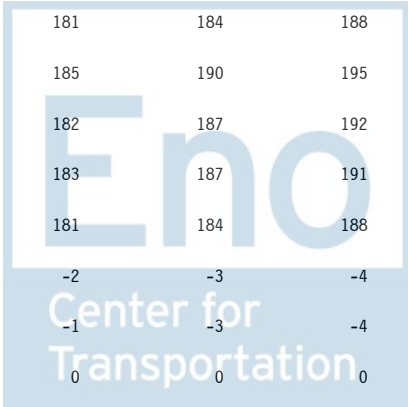
Sorted by FUNC, SFUN, TID, SUB
 (amounts in millions)

		2015	2016	2017	2018	2019	2020	2021	2022	2023	2024	2025
TRANSPORTATION (400)												
069 8106 0 7 402 EE01 XX XX 10												
Non-scoreable secondary effect												
Pres 16	BA:	0	0	0	0	0	0	0	0	0	0	0
Reest	OP:	0	0									
	OT:	0	0	0	0	0	0	0	0	0	0	0
Mar 15	BA:	0	0	0	0	0	0	0	0	0	0	0
Base	OP:	0	0									
	OT:	0	0	0	0	0	0	0	0	0	0	0
Orig	BA:	0	-450	-450	-450	-450	0	0	0	0	0	0
Pres	OP:	0	0									
	OT:	0	0	0	0	0	0	0	0	0	0	0
Reest -	BA:	0	0	0	0	0	0	0	0	0	0	0
Mar15	OP:	0	0									
	OT:	0	0	0	0	0	0	0	0	0	0	0
Reest -	BA:	0	450	450	450	450	0	0	0	0	0	0
Orig	OP:	0	0									
	OT:	0	0	0	0	0	0	0	0	0	0	0
Account Total for Grants-in-aid for airports (Airport and airway trust fund)												
Pres 16	BA:	3,220	2,770	2,770	2,770	2,770	2,770	2,770	2,770	2,770	2,770	2,770
Reest	OP:	2,757	2,774									
	OT:	3,468	3,400	3,197	3,098	3,071	3,065	3,091	3,123	3,181	3,242	3,306
Mar 15	BA:	3,220	3,220	3,220	3,220	3,220	3,220	3,220	3,220	3,220	3,220	3,220
Base	OP:	2,757	2,774									
	OT:	3,468	3,496	3,504	3,518	3,554	3,604	3,667	3,720	3,796	3,873	3,952
Orig	BA:	3,350	2,900	2,900	2,900	2,900	3,350	3,350	3,350	3,350	3,350	3,350
Pres	OP:	3,129	2,988									
	OT:	3,800	3,579	3,351	3,299	3,016	3,040	3,078	3,133	3,193	3,255	3,318
Reest -	BA:	0	-450	-450	-450	-450	-450	-450	-450	-450	-450	-450
Mar15	OP:	0	0									
	OT:	0	-96	-307	-420	-483	-539	-576	-597	-615	-631	-646
Reest -	BA:	-130	-130	-130	-130	-130	-580	-580	-580	-580	-580	-580
Orig	OP:	-372	-214									
	OT:	-332	-179	-154	-201	55	25	13	-10	-12	-13	-12



Sorted by FUNC, SFUN, TID, SUB
 (amounts in millions)

		2015	2016	2017	2018	2019	2020	2021	2022	2023	2024	2025
TRANSPORTATION (400)												
Facilities and equipment (Airport and airway trust fund)												
069 8107 0 7 402 AA01 TT TT 03 0												
Appropriation												
Pres 16	BA:	2,600	2,855	2,912	2,971	2,999	3,029	3,091	3,151	3,215	3,281	3,345
Reest	OP:	1,400	1,392									
	OT:	2,570	2,677	2,707	2,753	2,802	2,911	2,963	3,015	3,072	3,132	3,194
Mar 15	BA:	2,600	2,648	2,705	2,769	2,835	2,903	2,972	3,043	3,116	3,190	3,266
Base	OP:	1,400	1,392									
	OT:	2,570	2,584	2,566	2,583	2,634	2,761	2,826	2,894	2,963	3,033	3,106
Orig	BA:	2,600	2,855	2,912	2,971	2,999	3,029	3,091	3,151	3,215	3,281	3,345
Pres	OP:	1,572	1,557									
	OT:	2,661	2,827	2,896	2,950	2,958	2,996	3,044	3,098	3,158	3,218	3,284
Reest -	BA:	0	207	207	202	164	126	119	108	99	91	79
Mar15	OP:	0	0									
	OT:	0	93	141	170	168	150	137	121	109	99	88
Reest -	BA:	0	0	0	0	0	0	0	0	0	0	0
Orig	OP:	-172	-165									
	OT:	-91	-150	-189	-197	-156	-85	-81	-83	-86	-86	-90
Research, engineering and development (Airport and airway trust)												
069 8108 0 7 402 AA01 TT TT 03 0												
Appropriation												
Pres 16	BA:	157	166	169	173	174	176	180	183	187	191	195
Reest	OP:	80	93									
	OT:	159	176	178	190	188	185	183	181	184	188	192
Mar 15	BA:	157	160	164	168	172	176	181	185	190	195	199
Base	OP:	80	93									
	OT:	159	173	174	185	184	183	183	182	187	192	196
Orig	BA:	157	166	169	173	174	176	180	183	187	191	195
Pres	OP:	102	106									
	OT:	171	179	187	192	173	174	177	181	184	188	192
Reest -	BA:	0	6	5	5	2	0	-1	-2	-3	-4	-4
Mar15	OP:	0	0									
	OT:	0	3	4	5	4	2	0	-1	-3	-4	-4
Reest -	BA:	0	0	0	0	0	0	0	0	0	0	0
Orig	OP:	-22	-13									
	OT:	-12	-3	-9	-2	15	11	6	0	0	0	0



Sorted by FUNC, SFUN, TID, SUB
 (amounts in millions)

		2015	2016	2017	2018	2019	2020	2021	2022	2023	2024	2025
TRANSPORTATION (400)												
Office of the Secretary												
Payments to air carriers												
069 8304 0 7 402 AA01 TT TT 03 0												
Appropriation												
Pres 16	BA:	155	175	179	182	184	186	189	193	197	201	205
Reest	OP:	45	47									
	OT:	138	152	175	180	183	185	188	191	195	199	203
Mar 15	BA:	155	157	160	163	167	170	173	177	181	184	188
Base	OP:	45	47									
	OT:	138	141	159	162	165	168	172	175	179	182	186
Orig	BA:	155	175	179	182	184	186	189	193	197	201	205
Pres	OP:	45	62									
	OT:	138	167	177	181	183	186	187	192	195	200	203
Reest -	BA:	0	18	19	19	17	16	16	16	16	17	17
Mar15	OP:	0	0									
	OT:	0	11	16	18	18	17	16	16	16	17	17
Reest -	BA:	0	0	0	0	0	0	0	0	0	0	0
Orig	OP:	0	-15									
	OT:	0	-15	-2	-1	0	-1	1	-1	0	-1	0



Sorted by FUNC, SFUN, TID, SUB
 (amounts in millions)

		2015	2016	2017	2018	2019	2020	2021	2022	2023	2024	2025
TRANSPORTATION (400)												
Federal Aviation Administration												
FAA transfer authority												
069 9999 0 1 402 AA01 TT TT 03												
Appropriation												
Pres sec.404(b)-FAA transfer authority-0L only												
Pres 16	BA:	0	0	0	0	0	0	0	0	0	0	0
Reest	OP:	0	0									
	OT:	0	10	0	0	0	0	0	0	0	0	0
Mar 15	BA:	0	0	0	0	0	0	0	0	0	0	0
Base	OP:	0	0									
	OT:	0	0	0	0	0	0	0	0	0	0	0
Orig	BA:	0	0	0	0	0	0	0	0	0	0	0
Pres	OP:	0	0									
	OT:	0	0	0	0	0	0	0	0	0	0	0
Reest -	BA:	0	0	0	0	0	0	0	0	0	0	0
Mar15	OP:	0	0									
	OT:	0	10	0	0	0	0	0	0	0	0	0
Reest -	BA:	0	0	0	0	0	0	0	0	0	0	0
Orig	OP:	0	0									
	OT:	0	10	0	0	0	0	0	0	0	0	0




Sorted by FUNC, SFUN, TID, SUB
 (amounts in millions)

		2015	2016	2017	2018	2019	2020	2021	2022	2023	2024	2025
TRANSPORTATION (400)												
Department of Homeland Security												
Transportation Security Administration												
Federal Air Marshals												
070 0541 0 1 402 AA01 HS HS 03 0												
Appropriation												
Pres 16	BA:	0	0	0	0	0	0	0	0	0	0	0
Reest	OP:	77	0									
	OT:	77	0	0	0	0	0	0	0	0	0	0
Mar 15	BA:	0	0	0	0	0	0	0	0	0	0	0
Base	OP:	77	0									
	OT:	77	0	0	0	0	0	0	0	0	0	0
Orig	BA:	817	0	0	0	0	0	0	0	0	0	0
Pres	OP:	76	41									
	OT:	852	41	0	0	0	0	0	0	0	0	0
Reest -	BA:	0	0	0	0	0	0	0	0	0	0	0
Mar15	OP:	0	0									
	OT:	0	0	0	0	0	0	0	0	0	0	0
Reest -	BA:	-817	0	0	0	0	0	0	0	0	0	0
Orig	OP:	1	-41									
	OT:	-775	-41	0	0	0	0	0	0	0	0	0



Sorted by FUNC, SFUN, TID, SUB
 (amounts in millions)

		2015	2016	2017	2018	2019	2020	2021	2022	2023	2024	2025
TRANSPORTATION (400)												
070 0541 0 1 402 IA02 HS HS 03 A												
Rescission												
Lapsed Balances												
Pres 16	BA:	-1	0	0	0	0	0	0	0	0	0	0
Reest	OP:	0	0									
	OT:	-1	0	0	0	0	0	0	0	0	0	0
Mar 15	BA:	-1	0	0	0	0	0	0	0	0	0	0
Base	OP:	0	0									
	OT:	-1	0	0	0	0	0	0	0	0	0	0
Orig	BA:	0	0	0	0	0	0	0	0	0	0	0
Pres	OP:	0	0									
	OT:	0	0	0	0	0	0	0	0	0	0	0
Reest -	BA:	0	0	0	0	0	0	0	0	0	0	0
Mar15	OP:	0	0									
	OT:	0	0	0	0	0	0	0	0	0	0	0
Reest -	BA:	-1	0	0	0	0	0	0	0	0	0	0
Orig	OP:	0	0									
	OT:	-1	0	0	0	0	0	0	0	0	0	0
Account Total for Federal Air Marshals												
Pres 16	BA:	-1	0	0	0	0	0	0	0	0	0	0
Reest	OP:	77	0									
	OT:	76	0	0	0	0	0	0	0	0	0	0
Mar 15	BA:	-1	0	0	0	0	0	0	0	0	0	0
Base	OP:	77	0									
	OT:	76	0	0	0	0	0	0	0	0	0	0
Orig	BA:	817	0	0	0	0	0	0	0	0	0	0
Pres	OP:	76	41									
	OT:	852	41	0	0	0	0	0	0	0	0	0
Reest -	BA:	0	0	0	0	0	0	0	0	0	0	0
Mar15	OP:	0	0									
	OT:	0	0	0	0	0	0	0	0	0	0	0
Reest -	BA:	-818	0	0	0	0	0	0	0	0	0	0
Orig	OP:	1	-41									
	OT:	-776	-41	0	0	0	0	0	0	0	0	0



Sorted by FUNC, SFUN, TID, SUB
 (amounts in millions)

		2015	2016	2017	2018	2019	2020	2021	2022	2023	2024	2025
TRANSPORTATION (400)												
Aviation Security												
070 0550 0 1 402 AA01 HS HS 03 0												
Appropriation												
		Gross BA										
Pres 16	BA:	5,639	5,615	5,732	5,846	5,905	5,964	6,082	6,205	6,329	6,455	6,584
Reest	OP:	1,550	1,578									
	OT:	5,497	5,509	5,611	5,832	5,785	5,846	5,948	6,063	6,182	6,304	6,430
Mar 15	BA:	5,639	5,816	6,010	6,229	6,456	6,689	6,925	7,171	7,422	7,678	7,942
Base	OP:	1,550	1,578									
	OT:	5,497	5,649	5,846	6,164	6,264	6,490	6,721	6,959	7,204	7,454	7,711
Orig	BA:	2,841	3,483	3,553	3,624	3,661	3,697	3,770	3,847	3,923	4,001	4,081
Pres	OP:	711	870									
	OT:	2,842	3,482	4,053	4,130	4,047	3,997	3,750	3,823	3,898	3,976	4,056
Reest -	BA:	0	-201	-278	-383	-551	-725	-843	-966	-1,093	-1,223	-1,358
Mar15	OP:	0	0									
	OT:	0	-140	-235	-332	-479	-644	-773	-896	-1,022	-1,150	-1,281
Reest -	BA:	2,798	2,132	2,179	2,222	2,244	2,267	2,312	2,358	2,406	2,454	2,503
Orig	OP:	839	708									
	OT:	2,655	2,027	1,558	1,702	1,738	1,849	2,198	2,240	2,284	2,328	2,374




Sorted by FUNC, SFUN, TID, SUB
 (amounts in millions)

		2015	2016	2017	2018	2019	2020	2021	2022	2023	2024	2025
TRANSPORTATION (400)												
070 0550 0 1 402 AA02 HS HS 03 A												
Appropriation												
CURRENT LAW: discretionary portion of aviation security fees												
Pres 16	BA:	-2,120	-2,130	-2,180	-2,230	-2,280	-2,330	-2,390	-2,450	-2,510	-4,140	-4,240
Reest	OP:	0	0									
	OT:	-2,120	-2,130	-2,180	-2,230	-2,280	-2,330	-2,390	-2,450	-2,510	-4,140	-4,240
Mar 15	BA:	-2,120	-2,130	-2,180	-2,230	-2,280	-2,330	-2,390	-2,450	-2,510	-4,140	-4,240
Base	OP:	0	0									
	OT:	-2,120	-2,130	-2,180	-2,230	-2,280	-2,330	-2,390	-2,450	-2,510	-4,140	-4,240
Orig	BA:	0	0	0	0	0	0	0	0	0	0	0
Pres	OP:	0	0									
	OT:	0	0	0	0	0	0	0	0	0	0	0
Reest -	BA:	0	0	0	0	0	0	0	0	0	0	0
Mar15	OP:	0	0									
	OT:	0	0	0	0	0	0	0	0	0	0	0
Reest -	BA:	-2,120	-2,130	-2,180	-2,230	-2,280	-2,330	-2,390	-2,450	-2,510	-4,140	-4,240
Orig	OP:	0	0									
	OT:	-2,120	-2,130	-2,180	-2,230	-2,280	-2,330	-2,390	-2,450	-2,510	-4,140	-4,240
070 0550 0 1 402 AC01 HS HS 03												
Appropriation - Existing Law Change												
PROPOSAL: Increase passenger fees starting 2nd quarter FY2016; reinstate ASIF st												
Pres 16	BA:	0	15	-740	-880	-880	-885	-880	-885	-910	-920	-950
Reest	OP:	0	0									
	OT:	0	15	-740	-880	-880	-885	-880	-885	-910	-920	-950
Mar 15	BA:	0	0	0	0	0	0	0	0	0	0	0
Base	OP:	0	0									
	OT:	0	0	0	0	0	0	0	0	0	0	0
Orig	BA:	0	0	-815	-1,015	-1,128	-1,129	-1,131	-1,132	-1,155	-1,174	-1,193
Pres	OP:	0	0									
	OT:	0	0	-815	-1,015	-1,128	-1,129	-1,131	-1,132	-1,155	-1,174	-1,193
Reest -	BA:	0	15	-740	-880	-880	-885	-880	-885	-910	-920	-950
Mar15	OP:	0	0									
	OT:	0	15	-740	-880	-880	-885	-880	-885	-910	-920	-950
Reest -	BA:	0	15	75	135	248	244	251	247	245	254	243
Orig	OP:	0	0									
	OT:	0	15	75	135	248	244	251	247	245	254	243




Sorted by FUNC, SFUN, TID, SUB
 (amounts in millions)

		2015	2016	2017	2018	2019	2020	2021	2022	2023	2024	2025
TRANSPORTATION (400)												
070 0550 0 1 402 BA01 33 72 10												
Federal Fund												
Pres 16	BA:	0	0	0	0	0	0	0	0	0	0	0
Reest	OP:	0	0	0	0	0	0	0	0	0	0	0
	OT:	0	0	0	0	0	0	0	0	0	0	0
Mar 15	BA:	0	0	0	0	0	0	0	0	0	0	0
Base	OP:	0	0	0	0	0	0	0	0	0	0	0
	OT:	0	0	0	0	0	0	0	0	0	0	0
Orig	BA:	250	268	250	250	250	250	250	250	250	250	250
Pres	OP:	94	174									
	OT:	181	268	257	255	251	250	250	250	250	250	250
Reest -	BA:	0	0	0	0	0	0	0	0	0	0	0
Mar15	OP:	0	0	0	0	0	0	0	0	0	0	0
	OT:	0	0	0	0	0	0	0	0	0	0	0
Reest -	BA:	-250	-268	-250	-250	-250	-250	-250	-250	-250	-250	-250
Orig	OP:	-94	-174									
	OT:	-181	-268	-257	-255	-251	-250	-250	-250	-250	-250	-250
070 0550 0 1 402 DE01 HS HS 03 A STIM09												
Supplemental Emergency												
Pres 16	BA:	0	0	0	0	0	0	0	0	0	0	0
Reest	OP:	115	0	0	0	0	0	0	0	0	0	0
	OT:	115	0	0	0	0	0	0	0	0	0	0
Mar 15	BA:	0	0	0	0	0	0	0	0	0	0	0
Base	OP:	115	0	0	0	0	0	0	0	0	0	0
	OT:	115	0	0	0	0	0	0	0	0	0	0
Orig	BA:	0	0	0	0	0	0	0	0	0	0	0
Pres	OP:	0	0	0	0	0	0	0	0	0	0	0
	OT:	0	0	0	0	0	0	0	0	0	0	0
Reest -	BA:	0	0	0	0	0	0	0	0	0	0	0
Mar15	OP:	0	0	0	0	0	0	0	0	0	0	0
	OT:	0	0	0	0	0	0	0	0	0	0	0
Reest -	BA:	0	0	0	0	0	0	0	0	0	0	0
Orig	OP:	115	0	0	0	0	0	0	0	0	0	0
	OT:	115	0	0	0	0	0	0	0	0	0	0



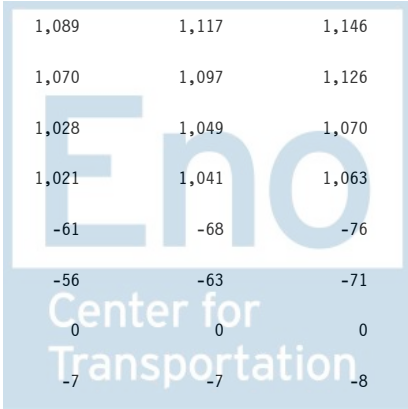
Sorted by FUNC, SFUN, TID, SUB
 (amounts in millions)

		2015	2016	2017	2018	2019	2020	2021	2022	2023	2024	2025
TRANSPORTATION (400)												
070 0550 0 1 402 IA01 HS HS 03 0												
Rescission												
Rescission (Sec. 569)												
Pres 16	BA:	-187	0	0	0	0	0	0	0	0	0	0
Reest	OP:	0	-131									
	OT:	0	-131	-37	-7	-6	-3	0	0	0	0	0
Mar 15	BA:	-187	-193	-199	-207	-214	-222	-230	-238	-246	-255	-263
Base	OP:	0	-131									
	OT:	0	-131	-173	-185	-198	-208	-215	-223	-231	-239	-247
Orig	BA:	0	0	0	0	0	0	0	0	0	0	0
Pres	OP:	0	0									
	OT:	0	0	0	0	0	0	0	0	0	0	0
Reest -	BA:	0	193	199	207	214	222	230	238	246	255	263
Mar15	OP:	0	0									
	OT:	0	0	136	178	192	205	215	223	231	239	247
Reest -	BA:	-187	0	0	0	0	0	0	0	0	0	0
Orig	OP:	0	-131									
	OT:	0	-131	-37	-7	-6	-3	0	0	0	0	0
070 0550 0 1 402 IA02 HS HS 03 0												
Rescission												
Pres 16	BA:	-15	0	0	0	0	0	0	0	0	0	0
Reest	OP:	0	-11									
	OT:	0	-11	-3	-1	0	0	0	0	0	0	0
Mar 15	BA:	-15	-15	-16	-17	-17	-18	-18	-19	-20	-20	-21
Base	OP:	0	-11									
	OT:	0	-11	-14	-15	-16	-17	-17	-18	-18	-19	-20
Orig	BA:	0	0	0	0	0	0	0	0	0	0	0
Pres	OP:	0	0									
	OT:	0	0	0	0	0	0	0	0	0	0	0
Reest -	BA:	0	15	16	17	17	18	18	19	20	20	21
Mar15	OP:	0	0									
	OT:	0	0	11	14	16	17	17	18	18	19	20
Reest -	BA:	-15	0	0	0	0	0	0	0	0	0	0
Orig	OP:	0	-11									
	OT:	0	-11	-3	-1	0	0	0	0	0	0	0



Sorted by FUNC, SFUN, TID, SUB
 (amounts in millions)

		2015	2016	2017	2018	2019	2020	2021	2022	2023	2024	2025
TRANSPORTATION (400)												
Account Total for Aviation Security												
Pres 16	BA:	3,317	3,500	2,812	2,736	2,745	2,749	2,812	2,870	2,909	1,395	1,394
Reest	OP:	1,665	1,436									
	OT:	3,492	3,252	2,651	2,714	2,619	2,628	2,678	2,728	2,762	1,244	1,240
Mar 15	BA:	3,317	3,478	3,615	3,775	3,945	4,119	4,287	4,464	4,646	3,263	3,418
Base	OP:	1,665	1,436									
	OT:	3,492	3,377	3,479	3,734	3,770	3,935	4,099	4,268	4,445	3,056	3,204
Orig	BA:	3,091	3,751	2,988	2,859	2,783	2,818	2,889	2,965	3,018	3,077	3,138
Pres	OP:	805	1,044									
	OT:	3,023	3,750	3,495	3,370	3,170	3,118	2,869	2,941	2,993	3,052	3,113
Reest -	BA:	0	22	-803	-1,039	-1,200	-1,370	-1,475	-1,594	-1,737	-1,868	-2,024
Mar15	OP:	0	0									
	OT:	0	-125	-828	-1,020	-1,151	-1,307	-1,421	-1,540	-1,683	-1,812	-1,964
Reest -	BA:	226	-251	-176	-123	-38	-69	-77	-95	-109	-1,682	-1,744
Orig	OP:	860	392									
	OT:	469	-498	-844	-656	-551	-490	-191	-213	-231	-1,808	-1,873
Transportation Security Support												
070 0554 0 1 402 AA01 HS HS 03 0												
Appropriation												
Pres 16	BA:	917	931	950	969	978	988	1,008	1,028	1,049	1,070	1,091
Reest	OP:	543	541									
	OT:	910	960	957	1,002	970	981	996	1,014	1,034	1,055	1,076
Mar 15	BA:	917	936	958	983	1,008	1,034	1,061	1,089	1,117	1,146	1,175
Base	OP:	543	541									
	OT:	910	962	963	1,012	991	1,016	1,042	1,070	1,097	1,126	1,155
Orig	BA:	962	931	950	969	978	988	1,008	1,028	1,049	1,070	1,091
Pres	OP:	241	427									
	OT:	914	1,079	1,021	962	975	985	1,002	1,021	1,041	1,063	1,084
Reest -	BA:	0	-5	-8	-14	-30	-46	-53	-61	-68	-76	-84
Mar15	OP:	0	0									
	OT:	0	-2	-6	-10	-21	-35	-46	-56	-63	-71	-79
Reest -	BA:	-45	0	0	0	0	0	0	0	0	0	0
Orig	OP:	302	114									
	OT:	-4	-119	-64	40	-5	-4	-6	-7	-7	-8	-8



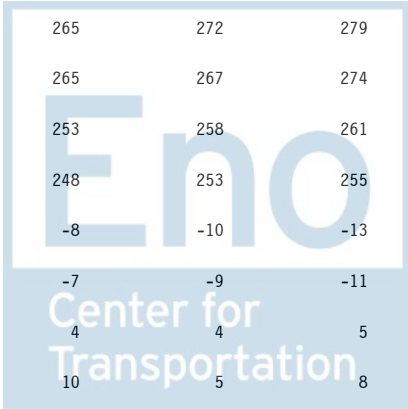
Sorted by FUNC, SFUN, TID, SUB
 (amounts in millions)

		2015	2016	2017	2018	2019	2020	2021	2022	2023	2024	2025
TRANSPORTATION (400)												
Intelligence and Vetting												
070 0557 0 1 402 AA03 HS HS 03 0												
Appropriation												
Intelligence and Vetting												
Pres 16	BA:	219	228	234	238	241	243	248	254	259	263	268
Reest	OP:	91	111									
	OT:	201	225	237	246	248	251	253	255	255	260	264
Mar 15	BA:	219	224	229	236	242	249	255	262	269	276	284
Base	OP:	91	111									
	OT:	201	223	234	243	247	254	258	262	264	271	278
Orig	BA:	176	228	234	238	241	243	248	254	259	263	268
Pres	OP:	126	116									
	OT:	199	183	198	227	237	240	244	249	254	257	264
Reest -	BA:	0	4	5	2	-1	-6	-7	-8	-10	-13	-16
Mar15	OP:	0	0									
	OT:	0	2	3	3	1	-3	-5	-7	-9	-11	-14
Reest -	BA:	43	0	0	0	0	0	0	0	0	0	0
Orig	OP:	-35	-5									
	OT:	2	42	39	19	11	11	9	6	1	3	0



Sorted by FUNC, SFUN, TID, SUB
 (amounts in millions)

		2015	2016	2017	2018	2019	2020	2021	2022	2023	2024	2025
TRANSPORTATION (400)												
070 0557 0 1 402 BA01 33 72 10 0												
Federal Fund												
spending of alien fligh school credentialing fees												
Pres 16	BA:	3	3	3	3	3	3	3	3	3	3	3
Reest	OP:	1	1									
	OT:	3	3	3	3	3	3	3	3	3	3	3
Mar 15	BA:	3	3	3	3	3	3	3	3	3	3	3
Base	OP:	1	1									
	OT:	3	3	3	3	3	3	3	3	3	3	3
Orig	BA:	0	0	-1	-1	-1	-2	-2	-1	-1	-2	-2
Pres	OP:	3	3									
	OT:	0	0	-1	-1	-1	-2	-2	-1	-1	-2	-2
Reest -	BA:	0	0	0	0	0	0	0	0	0	0	0
Mar15	OP:	0	0									
	OT:	0	0	0	0	0	0	0	0	0	0	0
Reest -	BA:	3	3	4	4	4	5	5	4	4	5	5
Orig	OP:	-2	-2									
	OT:	3	3	4	4	4	5	5	4	4	5	5
Account Total for Intelligence and Vetting												
Pres 16	BA:	222	231	237	241	244	246	251	257	262	266	271
Reest	OP:	92	112									
	OT:	204	228	240	249	251	254	256	258	258	263	267
Mar 15	BA:	222	227	232	239	245	252	258	265	272	279	287
Base	OP:	92	112									
	OT:	204	226	237	246	250	257	261	265	267	274	281
Orig	BA:	176	228	233	237	240	241	246	253	258	261	266
Pres	OP:	129	119						248	253	255	262
	OT:	199	183	197	226	236	238	242	248	253	255	262
Reest -	BA:	0	4	5	2	-1	-6	-7	-8	-10	-13	-16
Mar15	OP:	0	0									
	OT:	0	2	3	3	1	-3	-5	-7	-9	-11	-14
Reest -	BA:	46	3	4	4	4	5	5	4	4	5	5
Orig	OP:	-37	-7									
	OT:	5	45	43	23	15	16	14	10	5	8	5




Sorted by FUNC, SFUN, TID, SUB
 (amounts in millions)

		2015	2016	2017	2018	2019	2020	2021	2022	2023	2024	2025
TRANSPORTATION (400)												
Security, Enforcement, and Investigations												
Aviation Security Capital Fund												
070 5385 0 1 402 BA01 33 72 10 A												
Federal Fund												
Aviation security capital fund: expires after 2028												
Pres 16	BA:	250	250	250	250	250	250	250	250	250	250	250
Reest	OP:	170	238									
	OT:	183	251	300	326	301	285	265	250	250	250	250
Mar 15	BA:	250	250	250	250	250	250	250	250	250	250	250
Base	OP:	170	238									
	OT:	183	251	300	326	301	285	265	250	250	250	250
Orig	BA:	0	0	0	0	0	0	0	0	0	0	0
Pres	OP:	0	0									
	OT:	0	0	0	0	0	0	0	0	0	0	0
Reest -	BA:	0	0	0	0	0	0	0	0	0	0	0
Mar15	OP:	0	0									
	OT:	0	0	0	0	0	0	0	0	0	0	0
Reest -	BA:	250	250	250	250	250	250	250	250	250	250	250
Orig	OP:	170	238									
	OT:	183	251	300	326	301	285	265	250	250	250	250



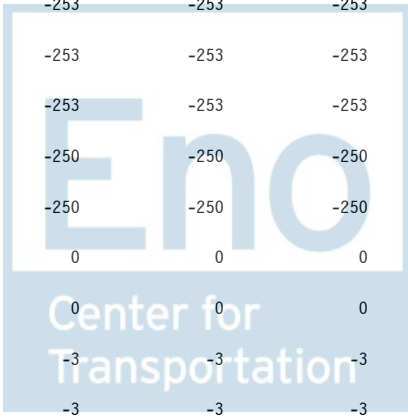
Sorted by FUNC, SFUN, TID, SUB
 (amounts in millions)

		2015	2016	2017	2018	2019	2020	2021	2022	2023	2024	2025
TRANSPORTATION (400)												
070 5385 0 1 402 BS01 33 72 10 A												
Sequester												
Pres 16	BA:	-18	0	0	0	0	0	0	0	0	0	0
Reest	OP:	-1	-4									
	OT:	-1	-4	-10	-12	-7	-3	-1	0	0	0	0
Mar 15	BA:	-18	-17	0	0	0	0	0	0	0	0	0
Base	OP:	-1	-4									
	OT:	-1	-4	-11	-15	-13	-7	-3	-1	0	0	0
Orig	BA:	0	0	0	0	0	0	0	0	0	0	0
Pres	OP:	0	0									
	OT:	0	0	0	0	0	0	0	0	0	0	0
Reest -	BA:	0	17	0	0	0	0	0	0	0	0	0
Mar15	OP:	0	0									
	OT:	0	0	1	3	6	4	2	1	0	0	0
Reest -	BA:	-18	0	0	0	0	0	0	0	0	0	0
Orig	OP:	-1	-4									
	OT:	-1	-4	-10	-12	-7	-3	-1	0	0	0	0
070 5385 0 1 402 BS20 33 72 10 A												
Sequester												
Pop up												
Pres 16	BA:	18	18	0	0	0	0	0	0	0	0	0
Reest	OP:	1	4									
	OT:	1	4	11	15	14	8	3	1	0	0	0
Mar 15	BA:	18	18	17	0	0	0	0	0	0	0	0
Base	OP:	1	4									
	OT:	1	4	11	16	16	14	7	3	1	0	0
Orig	BA:	0	0	0	0	0	0	0	0	0	0	0
Pres	OP:	0	0									
	OT:	0	0	0	0	0	0	0	0	0	0	0
Reest -	BA:	0	0	-17	0	0	0	0	0	0	0	0
Mar15	OP:	0	0									
	OT:	0	0	0	-1	-2	-6	-4	-2	-1	0	0
Reest -	BA:	18	18	0	0	0	0	0	0	0	0	0
Orig	OP:	1	4									
	OT:	1	4	11	15	14	8	3	1	0	0	0



Sorted by FUNC, SFUN, TID, SUB
 (amounts in millions)

		2015	2016	2017	2018	2019	2020	2021	2022	2023	2024	2025
TRANSPORTATION (400)												
Account Total for Aviation Security Capital Fund												
Pres 16	BA:	250	268	250	250	250	250	250	250	250	250	250
Reest	OP:	170	238									
	OT:	183	251	301	329	308	290	267	251	250	250	250
Mar 15	BA:	250	251	267	250	250	250	250	250	250	250	250
Base	OP:	170	238									
	OT:	183	251	300	327	304	292	269	252	251	250	250
Orig	BA:	0	0	0	0	0	0	0	0	0	0	0
Pres	OP:	0	0									
	OT:	0	0	0	0	0	0	0	0	0	0	0
Reest -	BA:	0	17	-17	0	0	0	0	0	0	0	0
Mar15	OP:	0	0									
	OT:	0	0	1	2	4	-2	-2	-1	-1	0	0
Reest -	BA:	250	268	250	250	250	250	250	250	250	250	250
Orig	OP:	170	238									
	OT:	183	251	301	329	308	290	267	251	250	250	250
Airport security fund												
070 9990 8 1 402 CB01 XX XX 20 A												
Offsetting Receipts												
Mand fees to cap. sec. fund (expires after 2028), alien flight school fees (perm)												
Pres 16	BA:	-253	-253	-253	-253	-253	-253	-253	-253	-253	-253	-253
Reest	OP:	0	0									
	OT:	-253	-253	-253	-253	-253	-253	-253	-253	-253	-253	-253
Mar 15	BA:	-253	-253	-253	-253	-253	-253	-253	-253	-253	-253	-253
Base	OP:	0	0									
	OT:	-253	-253	-253	-253	-253	-253	-253	-253	-253	-253	-253
Orig	BA:	-250	-250	-250	-250	-250	-250	-250	-250	-250	-250	-250
Pres	OP:	0	0									
	OT:	-250	-250	-250	-250	-250	-250	-250	-250	-250	-250	-250
Reest -	BA:	0	0	0	0	0	0	0	0	0	0	0
Mar15	OP:	0	0									
	OT:	0	0	0	0	0	0	0	0	0	0	0
Reest -	BA:	-3	-3	-3	-3	-3	-3	-3	-3	-3	-3	-3
Orig	OP:	0	0									
	OT:	-3	-3	-3	-3	-3	-3	-3	-3	-3	-3	-3



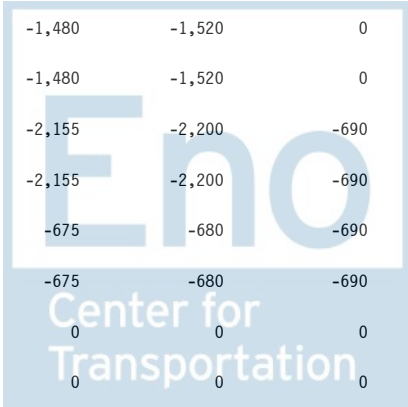
Sorted by FUNC, SFUN, TID, SUB
 (amounts in millions)

		2015	2016	2017	2018	2019	2020	2021	2022	2023	2024	2025
TRANSPORTATION (400)												
Transportation Security Administration												
Fees, Aviation Security, Deficit Reduction												
070 9992 8 1 402 CB01 XX XX 20 A												
Offsetting Receipts												
Bipartisan Budget Act: aviation security fees credited to general fund; expires												
Pres 16	BA:	-1,190	-1,250	-1,280	-1,320	-1,360	-1,400	-1,440	-1,480	-1,520	0	0
Reest	OP:	0	0									
	OT:	-1,190	-1,250	-1,280	-1,320	-1,360	-1,400	-1,440	-1,480	-1,520	0	0
Mar 15	BA:	-1,190	-1,250	-1,280	-1,320	-1,360	-1,400	-1,440	-1,480	-1,520	0	0
Base	OP:	0	0									
	OT:	-1,190	-1,250	-1,280	-1,320	-1,360	-1,400	-1,440	-1,480	-1,520	0	0
Orig	BA:	-1,190	-1,250	-1,280	-1,320	-1,360	-1,400	-1,440	-1,480	-1,520	0	0
Pres	OP:	0	0									
	OT:	-1,190	-1,250	-1,280	-1,320	-1,360	-1,400	-1,440	-1,480	-1,520	0	0
Reest -	BA:	0	0	0	0	0	0	0	0	0	0	0
Mar15	OP:	0	0									
	OT:	0	0	0	0	0	0	0	0	0	0	0
Reest -	BA:	0	0	0	0	0	0	0	0	0	0	0
Orig	OP:	0	0									
	OT:	0	0	0	0	0	0	0	0	0	0	0



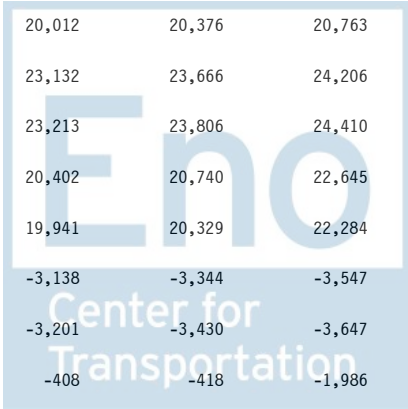
Sorted by FUNC, SFUN, TID, SUB
 (amounts in millions)

		2015	2016	2017	2018	2019	2020	2021	2022	2023	2024	2025
TRANSPORTATION (400)												
070 9992 8 1 402 EA02 XX XX 10												
Proposed Legislation												
PROPOSAL: increase passenger fees and authorize TSA to collect higher amounts w/												
Pres 16	BA:	0	-195	-200	-350	-600	-625	-650	-675	-680	-690	-700
Reest	OP:	0	0									
	OT:	0	-195	-200	-350	-600	-625	-650	-675	-680	-690	-700
Mar 15	BA:	0	0	0	0	0	0	0	0	0	0	0
Base	OP:	0	0									
	OT:	0	0	0	0	0	0	0	0	0	0	0
Orig	BA:	0	-195	-200	-350	-600	-625	-650	-675	-680	-690	-700
Pres	OP:	0	0									
	OT:	0	-195	-200	-350	-600	-625	-650	-675	-680	-690	-700
Reest -	BA:	0	-195	-200	-350	-600	-625	-650	-675	-680	-690	-700
Mar15	OP:	0	0									
	OT:	0	-195	-200	-350	-600	-625	-650	-675	-680	-690	-700
Reest -	BA:	0	0	0	0	0	0	0	0	0	0	0
Orig	OP:	0	0									
	OT:	0	0	0	0	0	0	0	0	0	0	0
Account Total for Fees, Aviation Security, Deficit Reduction												
Pres 16	BA:	-1,190	-1,445	-1,480	-1,670	-1,960	-2,025	-2,090	-2,155	-2,200	-690	-700
Reest	OP:	0	0									
	OT:	-1,190	-1,445	-1,480	-1,670	-1,960	-2,025	-2,090	-2,155	-2,200	-690	-700
Mar 15	BA:	-1,190	-1,250	-1,280	-1,320	-1,360	-1,400	-1,440	-1,480	-1,520	0	0
Base	OP:	0	0									
	OT:	-1,190	-1,250	-1,280	-1,320	-1,360	-1,400	-1,440	-1,480	-1,520	0	0
Orig	BA:	-1,190	-1,445	-1,480	-1,670	-1,960	-2,025	-2,090	-2,155	-2,200	-690	-700
Pres	OP:	0	0									
	OT:	-1,190	-1,445	-1,480	-1,670	-1,960	-2,025	-2,090	-2,155	-2,200	-690	-700
Reest -	BA:	0	-195	-200	-350	-600	-625	-650	-675	-680	-690	-700
Mar15	OP:	0	0									
	OT:	0	-195	-200	-350	-600	-625	-650	-675	-680	-690	-700
Reest -	BA:	0	0	0	0	0	0	0	0	0	0	0
Orig	OP:	0	0									
	OT:	0	0	0	0	0	0	0	0	0	0	0



Sorted by FUNC, SFUN, TID, SUB
 (amounts in millions)

		2015	2016	2017	2018	2019	2020	2021	2022	2023	2024	2025
TRANSPORTATION (400)												
National Aeronautics and Space Administration												
National Aeronautics and Space Administration												
Aeronautics												
080 0126 0 1 402 AA02 CJ CJ 03 0												
Appropriation												
Pres 16	BA:	651	571	582	594	600	606	618	630	643	656	670
Reest	OP:	281	321									
	OT:	607	607	577	588	596	601	610	622	634	647	661
Mar 15	BA:	651	666	683	702	721	741	762	783	805	827	850
Base	OP:	281	321									
	OT:	607	654	671	690	709	728	749	769	791	813	835
Orig	BA:	651	571	582	594	600	606	618	630	643	656	670
Pres	OP:	215	323									
	OT:	534	602	585	587	596	602	611	622	636	648	662
Reest -	BA:	0	-95	-101	-108	-121	-135	-144	-153	-162	-171	-180
Mar15	OP:	0	0									
	OT:	0	-47	-94	-102	-113	-127	-139	-147	-157	-166	-174
Reest -	BA:	0	0	0	0	0	0	0	0	0	0	0
Orig	OP:	66	-2									
	OT:	73	5	-8	1	0	-1	-1	0	-2	-1	-1
Subfunction Total for 402 Air transportation (402)												
Pres 16	BA:	19,893	19,780	19,340	19,383	19,258	19,358	19,677	19,994	20,322	20,659	20,993
Reest	OP:	7,924	7,978									
	OT:	19,922	19,922	19,543	19,674	19,343	19,450	19,711	20,012	20,376	20,763	21,155
Mar 15	BA:	19,893	20,234	20,670	21,123	21,607	22,110	22,610	23,132	23,666	24,206	24,769
Base	OP:	7,924	7,978									
	OT:	19,922	20,254	20,798	21,382	21,632	22,162	22,677	23,213	23,806	24,410	25,040
Orig	BA:	19,592	19,899	19,396	19,383	19,170	19,746	20,069	20,402	20,740	22,645	23,037
Pres	OP:	7,902	8,139									
	OT:	20,328	20,766	20,371	20,141	19,513	19,574	19,574	19,941	20,329	22,284	22,736
Reest -	BA:	0	-454	-1,330	-1,740	-2,349	-2,752	-2,933	-3,138	-3,344	-3,547	-3,776
Mar15	OP:	0	0									
	OT:	0	-332	-1,255	-1,708	-2,289	-2,712	-2,966	-3,201	-3,430	-3,647	-3,885
Reest -	BA:	301	-119	-56	0	88	-388	-392	-408	-418	-1,986	-2,044
Orig	OP:	22	-161									
	OT:	-406	-844	-828	-467	-170	-124	137	71	47	-1,521	-1,581



Sorted by FUNC, SFUN, TID, SUB
(amounts in millions)

	2015	2016	2017	2018	2019	2020	2021	2022	2023	2024	2025
TRANSPORTATION (400)											



Sorted by FUNC, SFUN, TID, SUB
 (amounts in millions)

		2015	2016	2017	2018	2019	2020	2021	2022	2023	2024	2025
TRANSPORTATION (400)												
Water transportation (403)												
Department of Homeland Security												
Department of Homeland Security												
Adjustment to Reflect 2015 Budget Policy												
024 9001 0 1 403 AA01 HS HS 03												
Appropriation												
Pres 16	BA:	0	0	0	0	0	0	0	0	0	0	0
Reest	OP:	0	0									
	OT:	0	0	0	0	0	0	0	0	0	0	0
Mar 15	BA:	0	0	0	0	0	0	0	0	0	0	0
Base	OP:	0	0									
	OT:	0	0	0	0	0	0	0	0	0	0	0
Orig	BA:	-213	0	0	0	0	0	0	0	0	0	0
Pres	OP:	0	-64									
	OT:	-21	-64	-58	-47	-13	-8	-3	0	0	0	0
Reest -	BA:	0	0	0	0	0	0	0	0	0	0	0
Mar15	OP:	0	0									
	OT:	0	0	0	0	0	0	0	0	0	0	0
Reest -	BA:	213	0	0	0	0	0	0	0	0	0	0
Orig	OP:	0	64									
	OT:	21	64	58	47	13	8	3	0	0	0	0



Sorted by FUNC, SFUN, TID, SUB
 (amounts in millions)

		2015	2016	2017	2018	2019	2020	2021	2022	2023	2024	2025
TRANSPORTATION (400)												
Federal Maritime Commission												
Federal Maritime Commission												
Salaries and expenses												
065 0100 0 1 403 AA01 TT TT 03 0												
Appropriation												
Pres 16	BA:	26	27	28	28	28	29	29	30	30	31	32
Reest	OP:	2	3									
	OT:	26	28	28	28	28	29	29	30	30	31	32
Mar 15	BA:	26	27	28	29	30	31	32	33	34	35	37
Base	OP:	2	3									
	OT:	26	28	28	29	30	31	32	33	34	35	37
Orig	BA:	26	27	28	28	28	29	29	30	30	31	32
Pres	OP:	2	1									
	OT:	27	27	28	28	28	29	29	29	30	31	32
Reest -	BA:	0	0	0	-1	-2	-2	-3	-3	-4	-4	-5
Mar15	OP:	0	0									
	OT:	0	0	0	-1	-2	-2	-3	-3	-4	-4	-5
Reest -	BA:	0	0	0	0	0	0	0	0	0	0	0
Orig	OP:	0	2									
	OT:	-1	1	0	0	0	0	0	1	0	0	0



Sorted by FUNC, SFUN, TID, SUB
 (amounts in millions)

	2015	2016	2017	2018	2019	2020	2021	2022	2023	2024	2025
TRANSPORTATION (400)											
Department of Transportation											
Maritime Administration											
Operations and training											
069 1750 0 1 403 AA01 TT TT 03 0											
Appropriation											
Pres 16 BA:	148	185	189	192	194	196	200	204	208	213	217
Reest OP:	25	23									
OT:	151	180	187	191	194	196	199	203	207	212	216
Mar 15 BA:	148	151	155	159	164	168	173	178	182	187	193
Base OP:	25	23									
OT:	151	151	154	158	163	167	172	177	181	186	192
Orig BA:	148	185	189	192	194	196	200	204	208	213	217
Pres OP:	92	22									
OT:	218	179	187	191	194	196	199	203	207	212	216
Reest - BA:	0	34	34	33	30	28	27	26	26	26	24
Mar15 OP:	0	0									
OT:	0	29	33	33	31	29	27	26	26	26	24
Reest - BA:	0	0	0	0	0	0	0	0	0	0	0
Orig OP:	-67	1									
OT:	-67	1	0	0	0	0	0	0	0	0	0




Sorted by FUNC, SFUN, TID, SUB
 (amounts in millions)

		2015	2016	2017	2018	2019	2020	2021	2022	2023	2024	2025
TRANSPORTATION (400)												
Maritime guaranteed loan (title XI) program account												
069 1752 0 1 403 AA01 TT TT 03 0 SG												
Appropriation												
admin												
Pres 16	BA:	3	3	3	3	3	3	3	3	3	3	4
Reest	OP:	0	0									
	OT:	3	3	3	3	3	3	3	3	3	3	4
Mar 15	BA:	3	3	3	3	3	3	3	3	3	4	4
Base	OP:	0	0									
	OT:	3	3	3	3	3	3	3	3	3	4	4
Orig	BA:	3	3	3	3	3	3	3	3	3	3	4
Pres	OP:	72	0									
	OT:	75	3	3	3	3	3	3	3	3	3	4
Reest -	BA:	0	0	0	0	0	0	0	0	0	-1	0
Mar15	OP:	0	0									
	OT:	0	0	0	0	0	0	0	0	0	-1	0
Reest -	BA:	0	0	0	0	0	0	0	0	0	0	0
Orig	OP:	-72	0									
	OT:	-72	0	0	0	0	0	0	0	0	0	0




Sorted by FUNC, SFUN, TID, SUB
 (amounts in millions)

		2015	2016	2017	2018	2019	2020	2021	2022	2023	2024	2025
TRANSPORTATION (400)												
069 1752 0 1 403 AA02 TT TT 03 0 AD												
Appropriation												
subsidy												
Pres 16	BA:	0	0	0	0	0	0	0	0	0	0	0
Reest	OP:	11	9									
	OT:	11	9	9	0	0	0	0	0	0	0	0
Mar 15	BA:	0	0	0	0	0	0	0	0	0	0	0
Base	OP:	11	9									
	OT:	11	9	9	0	0	0	0	0	0	0	0
Orig	BA:	0	0	0	0	0	0	0	0	0	0	0
Pres	OP:	0	0									
	OT:	0	0	0	0	0	0	0	0	0	0	0
Reest -	BA:	0	0	0	0	0	0	0	0	0	0	0
Mar15	OP:	0	0									
	OT:	0	0	0	0	0	0	0	0	0	0	0
Reest -	BA:	0	0	0	0	0	0	0	0	0	0	0
Orig	OP:	11	9									
	OT:	11	9	9	0	0	0	0	0	0	0	0
069 1752 0 1 403 BA01 22 72 10 N RG												
Federal Fund												
Pres 16	BA:	-38	0	0	0	0	0	0	0	0	0	0
Reest	OP:	0	0									
	OT:	-38	0	0	0	0	0	0	0	0	0	0
Mar 15	BA:	-38	0	0	0	0	0	0	0	0	0	0
Base	OP:	0	0									
	OT:	-38	0	0	0	0	0	0	0	0	0	0
Orig	BA:	-38	0	0	0	0	0	0	0	0	0	0
Pres	OP:	0	0									
	OT:	-38	0	0	0	0	0	0	0	0	0	0
Reest -	BA:	0	0	0	0	0	0	0	0	0	0	0
Mar15	OP:	0	0									
	OT:	0	0	0	0	0	0	0	0	0	0	0
Reest -	BA:	0	0	0	0	0	0	0	0	0	0	0
Orig	OP:	0	0									
	OT:	0	0	0	0	0	0	0	0	0	0	0



Sorted by FUNC, SFUN, TID, SUB
 (amounts in millions)

		2015	2016	2017	2018	2019	2020	2021	2022	2023	2024	2025
TRANSPORTATION (400)												
Account Total for Maritime guaranteed loan (title XI) program account												
Pres 16	BA:	-35	3	3	3	3	3	3	3	3	3	4
Reest	OP:	11	9									
	OT:	-24	12	12	3	3	3	3	3	3	3	4
Mar 15	BA:	-35	3	3	3	3	3	3	3	3	4	4
Base	OP:	11	9									
	OT:	-24	12	12	3	3	3	3	3	3	4	4
Orig	BA:	-35	3	3	3	3	3	3	3	3	3	4
Pres	OP:	72	0									
	OT:	37	3	3	3	3	3	3	3	3	3	4
Reest -	BA:	0	0	0	0	0	0	0	0	0	-1	0
Mar15	OP:	0	0									
	OT:	0	0	0	0	0	0	0	0	0	-1	0
Reest -	BA:	0	0	0	0	0	0	0	0	0	0	0
Orig	OP:	-61	9									
	OT:	-61	9	9	0	0	0	0	0	0	0	0
Ship disposal												
069 1768 0 1 403 AA01 TT TT 03 0												
Appropriation												
Pres 16	BA:	4	8	8	8	8	8	9	9	9	9	9
Reest	OP:	6	3									
	OT:	8	6	7	8	8	8	8	9	9	9	9
Mar 15	BA:	4	4	4	4	4	4	5	5	5	5	5
Base	OP:	6	3									
	OT:	8	5	4	4	4	4	4	5	5	5	5
Orig	BA:	4	8	8	8	8	8	9	9	9	9	9
Pres	OP:	7	2									
	OT:	9	6	8	8	8	8	8	8	8	8	8
Reest -	BA:	0	4	4	4	4	4	4	4	4	4	4
Mar15	OP:	0	0									
	OT:	0	1	3	4	4	4	4	4	4	4	4
Reest -	BA:	0	0	0	0	0	0	0	0	0	0	0
Orig	OP:	-1	1									
	OT:	-1	0	-1	0	0	0	0	1	1	1	1



Sorted by FUNC, SFUN, TID, SUB
 (amounts in millions)

		2015	2016	2017	2018	2019	2020	2021	2022	2023	2024	2025
TRANSPORTATION (400)												
Assistance to Small Shipyards												
069 1770 0 1 403 AA01 TT TT 03 0												
Appropriation												
Pres 16	BA:	0	0	0	0	0	0	0	0	0	0	0
Reest	OP:	5	0									
	OT:	5	0	0	0	0	0	0	0	0	0	0
Mar 15	BA:	0	0	0	0	0	0	0	0	0	0	0
Base	OP:	5	0									
	OT:	5	0	0	0	0	0	0	0	0	0	0
Orig	BA:	0	0	0	0	0	0	0	0	0	0	0
Pres	OP:	6	0									
	OT:	6	0	0	0	0	0	0	0	0	0	0
Reest -	BA:	0	0	0	0	0	0	0	0	0	0	0
Mar15	OP:	0	0									
	OT:	0	0	0	0	0	0	0	0	0	0	0
Reest -	BA:	0	0	0	0	0	0	0	0	0	0	0
Orig	OP:	-1	0									
	OT:	-1	0	0	0	0	0	0	0	0	0	0



Sorted by FUNC, SFUN, TID, SUB
 (amounts in millions)

		2015	2016	2017	2018	2019	2020	2021	2022	2023	2024	2025
TRANSPORTATION (400)												
Saint Lawrence Seaway Development Corporation												
Saint Lawrence Seaway Development Corporation												
069 4089 0 3 403 BD01 48 72 10 N												
Public Enterprise Fund												
Pres 16	BA:	-1	-1	-1	-1	-1	-1	-1	-1	-1	-1	-1
Reest	OP:	0	0									
	OT:	-1	-1	-1	-1	-1	-1	-1	-1	-1	-1	-1
Mar 15	BA:	-1	-1	-1	-1	-1	-1	-1	-1	-1	-1	-1
Base	OP:	0	0									
	OT:	-1	-1	-1	-1	-1	-1	-1	-1	-1	-1	-1
Orig	BA:	0	0	0	0	0	0	0	0	0	0	0
Pres	OP:	9	8									
	OT:	9	8	0	0	0	0	0	0	0	0	0
Reest -	BA:	0	0	0	0	0	0	0	0	0	0	0
Mar15	OP:	0	0									
	OT:	0	0	0	0	0	0	0	0	0	0	0
Reest -	BA:	-1	-1	-1	-1	-1	-1	-1	-1	-1	-1	-1
Orig	OP:	-9	-8									
	OT:	-10	-9	-1	-1	-1	-1	-1	-1	-1	-1	-1



Sorted by FUNC, SFUN, TID, SUB
 (amounts in millions)

		2015	2016	2017	2018	2019	2020	2021	2022	2023	2024	2025
TRANSPORTATION (400)												
Maritime Administration												
Vessel operations revolving fund												
069 4303 0 3 403 AA01 TT TT 03												
Appropriation												
Pres 16	BA:	0	0	0	0	0	0	0	0	0	0	0
Reest	OP:	0	0									
	OT:	0	0	0	0	0	0	0	0	0	0	0
Mar 15	BA:	0	0	0	0	0	0	0	0	0	0	0
Base	OP:	0	0									
	OT:	0	0	0	0	0	0	0	0	0	0	0
Orig	BA:	0	0	0	0	0	0	0	0	0	0	0
Pres	OP:	22	5									
	OT:	20	3	0	0	0	0	0	0	0	0	0
Reest -	BA:	0	0	0	0	0	0	0	0	0	0	0
Mar15	OP:	0	0									
	OT:	0	0	0	0	0	0	0	0	0	0	0
Reest -	BA:	0	0	0	0	0	0	0	0	0	0	0
Orig	OP:	-22	-5									
	OT:	-20	-3	0	0	0	0	0	0	0	0	0



Sorted by FUNC, SFUN, TID, SUB
 (amounts in millions)

		2015	2016	2017	2018	2019	2020	2021	2022	2023	2024	2025
TRANSPORTATION (400)												
Port of Guam Improvement Enterprise Fund												
069 5560 0 2 403 AA01 TT TT 03 A												
Appropriation												
Pres 16	BA:	0	0	0	0	0	0	0	0	0	0	0
Reest	OP:	10	10									
	OT:	10	10	5	5	1	0	0	0	0	0	0
Mar 15	BA:	0	0	0	0	0	0	0	0	0	0	0
Base	OP:	10	10									
	OT:	10	10	5	5	1	0	0	0	0	0	0
Orig	BA:	0	0	0	0	0	0	0	0	0	0	0
Pres	OP:	38	0									
	OT:	38	0	0	0	0	0	0	0	0	0	0
Reest -	BA:	0	0	0	0	0	0	0	0	0	0	0
Mar15	OP:	0	0									
	OT:	0	0	0	0	0	0	0	0	0	0	0
Reest -	BA:	0	0	0	0	0	0	0	0	0	0	0
Orig	OP:	-28	10									
	OT:	-28	10	5	5	1	0	0	0	0	0	0



Sorted by FUNC, SFUN, TID, SUB
 (amounts in millions)

		2015	2016	2017	2018	2019	2020	2021	2022	2023	2024	2025
TRANSPORTATION (400)												
Saint Lawrence Seaway Development Corporation												
Operations and maintenance												
069 8003 0 7 403 AA01 TT TT 03 0												
Appropriation												
Pres 16	BA:	32	36	37	37	38	38	39	40	41	41	42
Reest	OP:	0	0									
	OT:	32	36	37	37	38	38	39	40	41	41	42
Mar 15	BA:	32	32	33	34	34	35	36	37	37	38	39
Base	OP:	0	0									
	OT:	32	32	33	34	34	35	36	37	37	38	39
Orig	BA:	32	36	37	37	38	38	39	40	41	41	42
Pres	OP:	0	0									
	OT:	32	36	37	37	38	38	39	40	41	41	42
Reest -	BA:	0	4	4	3	4	3	3	3	4	3	3
Mar15	OP:	0	0									
	OT:	0	4	4	3	4	3	3	3	4	3	3
Reest -	BA:	0	0	0	0	0	0	0	0	0	0	0
Orig	OP:	0	0									
	OT:	0	0	0	0	0	0	0	0	0	0	0



Sorted by FUNC, SFUN, TID, SUB
 (amounts in millions)

		2015	2016	2017	2018	2019	2020	2021	2022	2023	2024	2025
TRANSPORTATION (400)												
Maritime Administration												
Miscellaneous Trust Funds, Maritime Administration												
069 8547 0 7 403 BB01 48 72 10 A												
Trust Fund												
Used for work at Anchorage, Alaska												
Pres 16	BA:	1	1	1	1	1	1	1	1	1	1	1
Reest	OP:	0	0									
	OT:	1	1	1	1	1	1	1	1	1	1	1
Mar 15	BA:	1	1	1	1	1	1	1	1	1	1	1
Base	OP:	0	0									
	OT:	1	1	1	1	1	1	1	1	1	1	1
Orig	BA:	1	1	1	1	1	1	1	1	1	1	1
Pres	OP:	5	0									
	OT:	6	1	1	1	1	1	1	1	1	1	1
Reest -	BA:	0	0	0	0	0	0	0	0	0	0	0
Mar15	OP:	0	0									
	OT:	0	0	0	0	0	0	0	0	0	0	0
Reest -	BA:	0	0	0	0	0	0	0	0	0	0	0
Orig	OP:	-5	0									
	OT:	-5	0	0	0	0	0	0	0	0	0	0



Sorted by FUNC, SFUN, TID, SUB
 (amounts in millions)

		2015	2016	2017	2018	2019	2020	2021	2022	2023	2024	2025
TRANSPORTATION (400)												
Department of Transportation												
Recreation Boat Fees												
069 9991 8 1 403 CB01 XX XX 20 0												
Offsetting Receipts												
Pres 16	BA:	-18	-18	-18	-18	-18	-18	-18	-18	-18	-18	-18
Reest	OP:	0	0									
	OT:	-18	-18	-18	-18	-18	-18	-18	-18	-18	-18	-18
Mar 15	BA:	-18	-18	-18	-18	-18	-18	-18	-18	-18	-18	-18
Base	OP:	0	0									
	OT:	-18	-18	-18	-18	-18	-18	-18	-18	-18	-18	-18
Orig	BA:	-18	-18	-18	-18	-19	-19	-19	-19	-19	-19	-19
Pres	OP:	0	0									
	OT:	-18	-18	-18	-18	-19	-19	-19	-19	-19	-19	-19
Reest -	BA:	0	0	0	0	0	0	0	0	0	0	0
Mar15	OP:	0	0									
	OT:	0	0	0	0	0	0	0	0	0	0	0
Reest -	BA:	0	0	0	0	1	1	1	1	1	1	1
Orig	OP:	0	0									
	OT:	0	0	0	0	1	1	1	1	1	1	1



Sorted by FUNC, SFUN, TID, SUB
 (amounts in millions)

		2015	2016	2017	2018	2019	2020	2021	2022	2023	2024	2025
TRANSPORTATION (400)												
Gifts and Bequests, Maritime Administration												
069 9992 8 7 403 CB01 XX XX 20 0												
Offsetting Receipts												
Part of Misc TFs 69-8547 in appendix												
Pres 16	BA:	-1	-1	-1	-1	-1	-1	-1	-1	-1	-1	-1
Reest	OP:	0	0									
	OT:	-1	-1	-1	-1	-1	-1	-1	-1	-1	-1	-1
Mar 15	BA:	-1	-1	-1	-1	-1	-1	-1	-1	-1	-1	-1
Base	OP:	0	0									
	OT:	-1	-1	-1	-1	-1	-1	-1	-1	-1	-1	-1
Orig	BA:	-1	-1	-1	-1	-1	-1	-1	-1	-1	-1	-1
Pres	OP:	0	0									
	OT:	-1	-1	-1	-1	-1	-1	-1	-1	-1	-1	-1
Reest -	BA:	0	0	0	0	0	0	0	0	0	0	0
Mar15	OP:	0	0									
	OT:	0	0	0	0	0	0	0	0	0	0	0
Reest -	BA:	0	0	0	0	0	0	0	0	0	0	0
Orig	OP:	0	0									
	OT:	0	0	0	0	0	0	0	0	0	0	0



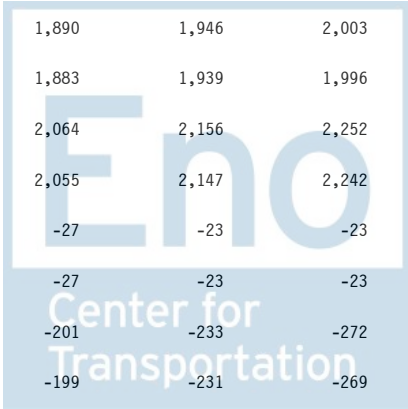
Sorted by FUNC, SFUN, TID, SUB
 (amounts in millions)

		2015	2016	2017	2018	2019	2020	2021	2022	2023	2024	2025
TRANSPORTATION (400)												
Department of Homeland Security												
United States Coast Guard												
Retired Pay												
070 0602 0 1 403 AA01 HS HS 10 A												
Appropriation												
Pres 16	BA:	1,444	1,604	1,644	1,687	1,734	1,783	1,835	1,890	1,946	2,003	2,062
Reest	OP:	209	188									
	OT:	1,465	1,583	1,639	1,681	1,728	1,777	1,828	1,883	1,939	1,996	2,054
Mar 15	BA:	1,444	1,604	1,644	1,687	1,734	1,783	1,835	1,890	1,946	2,003	2,062
Base	OP:	209	188									
	OT:	1,465	1,583	1,639	1,681	1,728	1,777	1,828	1,883	1,939	1,996	2,054
Orig	BA:	1,444	1,604	1,700	1,751	1,826	1,987	1,991	2,079	2,172	2,269	2,365
Pres	OP:	133	289									
	OT:	1,433	1,733	1,690	1,746	1,818	1,971	1,991	2,070	2,163	2,259	2,356
Reest -	BA:	0	0	0	0	0	0	0	0	0	0	0
Mar15	OP:	0	0									
	OT:	0	0	0	0	0	0	0	0	0	0	0
Reest -	BA:	0	0	-56	-64	-92	-204	-156	-189	-226	-266	-303
Orig	OP:	76	-101									
	OT:	32	-150	-51	-65	-90	-194	-163	-187	-224	-263	-302



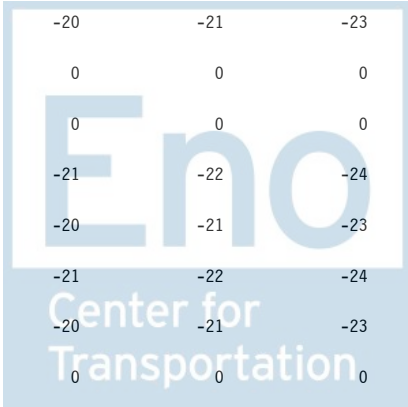
Sorted by FUNC, SFUN, TID, SUB
 (amounts in millions)

		2015	2016	2017	2018	2019	2020	2021	2022	2023	2024	2025
TRANSPORTATION (400)												
070 0602 0 1 403 EA01 22 66 10												
Proposed Legislation												
TRICARE Proposals												
Pres 16	BA:	0	-1	-10	-17	-23	-23	-25	-27	-23	-23	-24
Reest	OP:	0	0									
	OT:	0	-1	-10	-17	-23	-23	-25	-27	-23	-23	-24
Mar 15	BA:	0	0	0	0	0	0	0	0	0	0	0
Base	OP:	0	0									
	OT:	0	0	0	0	0	0	0	0	0	0	0
Orig	BA:	0	1	-6	-12	-12	-13	-14	-15	-16	-17	-18
Pres	OP:	0	0									
	OT:	0	1	-5	-12	-12	-13	-14	-15	-16	-17	-18
Reest -	BA:	0	-1	-10	-17	-23	-23	-25	-27	-23	-23	-24
Mar15	OP:	0	0									
	OT:	0	-1	-10	-17	-23	-23	-25	-27	-23	-23	-24
Reest -	BA:	0	-2	-4	-5	-11	-10	-11	-12	-7	-6	-6
Orig	OP:	0	0									
	OT:	0	-2	-5	-5	-11	-10	-11	-12	-7	-6	-6
Account Total for Retired Pay												
Pres 16	BA:	1,444	1,603	1,634	1,670	1,711	1,760	1,810	1,863	1,923	1,980	2,038
Reest	OP:	209	188									
	OT:	1,465	1,582	1,629	1,664	1,705	1,754	1,803	1,856	1,916	1,973	2,030
Mar 15	BA:	1,444	1,604	1,644	1,687	1,734	1,783	1,835	1,890	1,946	2,003	2,062
Base	OP:	209	188									
	OT:	1,465	1,583	1,639	1,681	1,728	1,777	1,828	1,883	1,939	1,996	2,054
Orig	BA:	1,444	1,605	1,694	1,739	1,814	1,974	1,977	2,064	2,156	2,252	2,347
Pres	OP:	133	289									
	OT:	1,433	1,734	1,685	1,734	1,806	1,958	1,977	2,055	2,147	2,242	2,338
Reest -	BA:	0	-1	-10	-17	-23	-23	-25	-27	-23	-23	-24
Mar15	OP:	0	0									
	OT:	0	-1	-10	-17	-23	-23	-25	-27	-23	-23	-24
Reest -	BA:	0	-2	-60	-69	-103	-214	-167	-201	-233	-272	-309
Orig	OP:	76	-101									
	OT:	32	-152	-56	-70	-101	-204	-174	-199	-231	-269	-308



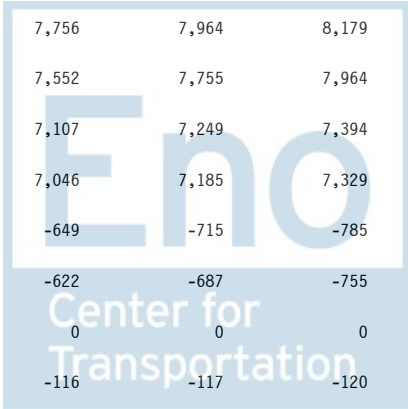
Sorted by FUNC, SFUN, TID, SUB
 (amounts in millions)

		2015	2016	2017	2018	2019	2020	2021	2022	2023	2024	2025
TRANSPORTATION (400)												
Operating expenses												
070 0610 0 1 403 AA01 HS HS 03 0												
Appropriation												
Pres 16	BA:	6,465	6,457	6,585	6,718	6,785	6,853	6,989	7,128	7,271	7,418	7,566
Reest	OP:	1,371	1,280									
	OT:	6,414	6,316	6,413	6,551	6,628	6,698	6,818	6,950	7,089	7,232	7,376
Mar 15	BA:	6,465	6,612	6,778	6,964	7,156	7,354	7,556	7,760	7,968	8,183	8,400
Base	OP:	1,371	1,280									
	OT:	6,414	6,437	6,587	6,778	6,964	7,156	7,353	7,552	7,755	7,964	8,176
Orig	BA:	6,413	6,456	6,585	6,718	6,785	6,853	6,989	7,128	7,271	7,418	7,566
Pres	OP:	803	2,215									
	OT:	5,897	7,361	6,487	6,661	6,738	6,805	6,930	7,066	7,206	7,352	7,499
Reest -	BA:	0	-155	-193	-246	-371	-501	-567	-632	-697	-765	-834
Mar15	OP:	0	0									
	OT:	0	-121	-174	-227	-336	-458	-535	-602	-666	-732	-800
Reest -	BA:	52	1	0	0	0	0	0	0	0	0	0
Orig	OP:	568	-935									
	OT:	517	-1,045	-74	-110	-110	-107	-112	-116	-117	-120	-123
070 0610 0 1 403 AC01 HS HS 03												
Appropriation - Existing Law Change												
Appropriation for TRICARE Proposal												
Pres 16	BA:	0	1	-9	-16	-17	-18	-20	-21	-22	-24	-25
Reest	OP:	0	0									
	OT:	0	1	-7	-14	-16	-17	-19	-20	-21	-23	-24
Mar 15	BA:	0	0	0	0	0	0	0	0	0	0	0
Base	OP:	0	0									
	OT:	0	0	0	0	0	0	0	0	0	0	0
Orig	BA:	0	1	-9	-16	-17	-18	-20	-21	-22	-24	-25
Pres	OP:	0	0									
	OT:	0	0	-4	-12	-16	-17	-18	-20	-21	-23	-25
Reest -	BA:	0	1	-9	-16	-17	-18	-20	-21	-22	-24	-25
Mar15	OP:	0	0									
	OT:	0	1	-7	-14	-16	-17	-19	-20	-21	-23	-24
Reest -	BA:	0	0	0	0	0	0	0	0	0	0	0
Orig	OP:	0	0									
	OT:	0	1	-3	-2	0	0	-1	0	0	0	1



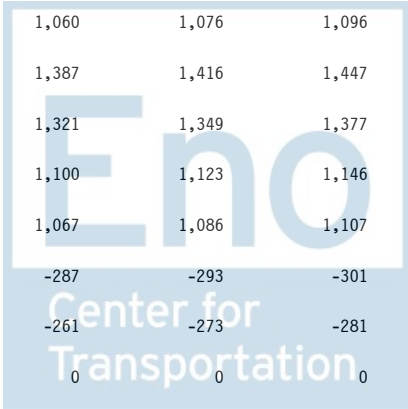
Sorted by FUNC, SFUN, TID, SUB
 (amounts in millions)

		2015	2016	2017	2018	2019	2020	2021	2022	2023	2024	2025
TRANSPORTATION (400)												
070 0610 0 1 403 IA01 HS HS 03 0												
Rescission												
Lapsed Balances												
Pres 16	BA:	-3	0	0	0	0	0	0	0	0	0	0
Reest	OP:	0	0									
	OT:	0	0	0	0	0	0	0	0	0	0	0
Mar 15	BA:	-3	-3	-3	-3	-3	-3	-4	-4	-4	-4	-4
Base	OP:	0	0									
	OT:	0	0	0	0	0	0	0	0	0	0	0
Orig	BA:	0	0	0	0	0	0	0	0	0	0	0
Pres	OP:	0	0									
	OT:	0	0	0	0	0	0	0	0	0	0	0
Reest -	BA:	0	3	3	3	3	3	4	4	4	4	4
Mar15	OP:	0	0									
	OT:	0	0	0	0	0	0	0	0	0	0	0
Reest -	BA:	-3	0	0	0	0	0	0	0	0	0	0
Orig	OP:	0	0									
	OT:	0	0	0	0	0	0	0	0	0	0	0
Account Total for Operating expenses												
Pres 16	BA:	6,462	6,458	6,576	6,702	6,768	6,835	6,969	7,107	7,249	7,394	7,541
Reest	OP:	1,371	1,280									
	OT:	6,414	6,317	6,406	6,537	6,612	6,681	6,799	6,930	7,068	7,209	7,352
Mar 15	BA:	6,462	6,609	6,775	6,961	7,153	7,351	7,552	7,756	7,964	8,179	8,396
Base	OP:	1,371	1,280									
	OT:	6,414	6,437	6,587	6,778	6,964	7,156	7,353	7,552	7,755	7,964	8,176
Orig	BA:	6,413	6,457	6,576	6,702	6,768	6,835	6,969	7,107	7,249	7,394	7,541
Pres	OP:	803	2,215									
	OT:	5,897	7,361	6,483	6,649	6,722	6,788	6,912	7,046	7,185	7,329	7,474
Reest -	BA:	0	-151	-199	-259	-385	-516	-583	-649	-715	-785	-855
Mar15	OP:	0	0									
	OT:	0	-120	-181	-241	-352	-475	-554	-622	-687	-755	-824
Reest -	BA:	49	1	0	0	0	0	0	0	0	0	0
Orig	OP:	568	-935									
	OT:	517	-1,044	-77	-112	-110	-107	-113	-116	-117	-120	-122



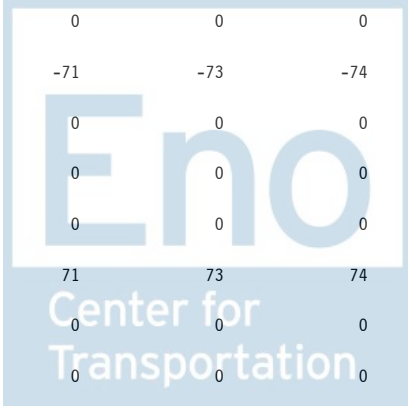
Sorted by FUNC, SFUN, TID, SUB
 (amounts in millions)

		2015	2016	2017	2018	2019	2020	2021	2022	2023	2024	2025
TRANSPORTATION (400)												
Reserve training												
070 0612 0 1 403 AA01 HS HS 03 0												
Appropriation												
Pres 16	BA:	115	111	113	114	117	118	120	123	125	127	130
Reest	OP:	13	12									
	OT:	111	106	113	114	117	118	120	122	125	127	129
Mar 15	BA:	115	118	122	126	130	134	138	143	147	151	156
Base	OP:	13	12									
	OT:	111	112	121	125	129	133	137	142	146	150	155
Orig	BA:	120	111	113	114	117	118	120	123	125	127	130
Pres	OP:	11	3									
	OT:	127	110	113	114	117	118	120	123	125	127	130
Reest -	BA:	0	-7	-9	-12	-13	-16	-18	-20	-22	-24	-26
Mar15	OP:	0	0									
	OT:	0	-6	-8	-11	-12	-15	-17	-20	-21	-23	-26
Reest -	BA:	-5	0	0	0	0	0	0	0	0	0	0
Orig	OP:	2	9									
	OT:	-16	-4	0	0	0	0	0	-1	0	0	-1
Acquisition, construction, and improvements												
070 0613 0 1 403 AA01 HS HS 03 0												
Appropriation												
Pres 16	BA:	1,205	997	1,016	1,038	1,048	1,057	1,079	1,100	1,123	1,146	1,168
Reest	OP:	1,257	1,159									
	OT:	1,402	1,279	1,129	1,093	1,077	1,060	1,057	1,060	1,076	1,096	1,117
Mar 15	BA:	1,205	1,224	1,248	1,274	1,301	1,329	1,357	1,387	1,416	1,447	1,478
Base	OP:	1,257	1,159									
	OT:	1,402	1,306	1,214	1,229	1,258	1,275	1,296	1,321	1,349	1,377	1,407
Orig	BA:	1,220	997	1,016	1,038	1,048	1,057	1,079	1,100	1,123	1,146	1,168
Pres	OP:	1,203	1,337									
	OT:	1,420	1,535	1,555	1,161	1,081	1,083	1,064	1,067	1,086	1,107	1,128
Reest -	BA:	0	-227	-232	-236	-253	-272	-278	-287	-293	-301	-310
Mar15	OP:	0	0									
	OT:	0	-27	-85	-136	-181	-215	-239	-261	-273	-281	-290
Reest -	BA:	-15	0	0	0	0	0	0	0	0	0	0
Orig	OP:	54	-178									
	OT:	-18	-256	-426	-68	-4	-23	-7	-7	-10	-11	-11



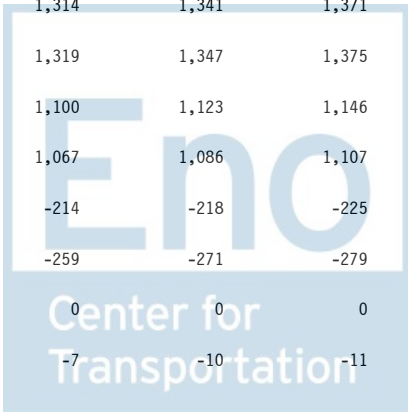
Sorted by FUNC, SFUN, TID, SUB
 (amounts in millions)

		2015	2016	2017	2018	2019	2020	2021	2022	2023	2024	2025
TRANSPORTATION (400)												
070 0613 0 1 403 AA02 HS HS 03												
Appropriation												
Sec. 543 Coast Guard Transfer Authority for OPC												
Pres 16	BA:	0	26	0	0	0	0	0	0	0	0	0
Reest	OP:	0	0									
	OT:	0	26	0	0	0	0	0	0	0	0	0
Mar 15	BA:	0	0	0	0	0	0	0	0	0	0	0
Base	OP:	0	0									
	OT:	0	0	0	0	0	0	0	0	0	0	0
Orig	BA:	0	0	0	0	0	0	0	0	0	0	0
Pres	OP:	0	0									
	OT:	0	0	0	0	0	0	0	0	0	0	0
Reest -	BA:	0	26	0	0	0	0	0	0	0	0	0
Mar15	OP:	0	0									
	OT:	0	26	0	0	0	0	0	0	0	0	0
Reest -	BA:	0	26	0	0	0	0	0	0	0	0	0
Orig	OP:	0	0									
	OT:	0	26	0	0	0	0	0	0	0	0	0
070 0613 0 1 403 IA01 HS HS 03 0												
Rescission												
Rescission (Sec. 569)												
Pres 16	BA:	-62	0	0	0	0	0	0	0	0	0	0
Reest	OP:	0	0									
	OT:	0	0	0	0	0	0	0	0	0	0	0
Mar 15	BA:	-62	-63	-64	-66	-67	-68	-70	-71	-73	-74	-76
Base	OP:	0	0									
	OT:	0	0	0	0	0	0	0	0	0	0	0
Orig	BA:	0	0	0	0	0	0	0	0	0	0	0
Pres	OP:	0	0									
	OT:	0	0	0	0	0	0	0	0	0	0	0
Reest -	BA:	0	63	64	66	67	68	70	71	73	74	76
Mar15	OP:	0	0									
	OT:	0	0	0	0	0	0	0	0	0	0	0
Reest -	BA:	-62	0	0	0	0	0	0	0	0	0	0
Orig	OP:	0	0									
	OT:	0	0	0	0	0	0	0	0	0	0	0




Sorted by FUNC, SFUN, TID, SUB
 (amounts in millions)

		2015	2016	2017	2018	2019	2020	2021	2022	2023	2024	2025
TRANSPORTATION (400)												
070 0613 0 1 403 IA02 HS HS 03 0												
Rescission												
Pres 16	BA:	-2	0	0	0	0	0	0	0	0	0	0
Reest	OP:	0	-1									
	OT:	0	-1	0	0	0	0	0	0	0	0	0
Mar 15	BA:	-2	-2	-2	-2	-2	-2	-2	-2	-2	-2	-2
Base	OP:	0	-1									
	OT:	0	-1	-1	-2	-2	-2	-2	-2	-2	-2	-2
Orig	BA:	0	0	0	0	0	0	0	0	0	0	0
Pres	OP:	0	0									
	OT:	0	0	0	0	0	0	0	0	0	0	0
Reest -	BA:	0	2	2	2	2	2	2	2	2	2	2
Mar15	OP:	0	0									
	OT:	0	0	1	2	2	2	2	2	2	2	2
Reest -	BA:	-2	0	0	0	0	0	0	0	0	0	0
Orig	OP:	0	-1									
	OT:	0	-1	0	0	0	0	0	0	0	0	0
Account Total for Acquisition, construction, and improvements												
Pres 16	BA:	1,141	1,023	1,016	1,038	1,048	1,057	1,079	1,100	1,123	1,146	1,168
Reest	OP:	1,257	1,158									
	OT:	1,402	1,304	1,129	1,093	1,077	1,060	1,057	1,060	1,076	1,096	1,117
Mar 15	BA:	1,141	1,159	1,182	1,206	1,232	1,259	1,285	1,314	1,341	1,371	1,400
Base	OP:	1,257	1,158									
	OT:	1,402	1,305	1,213	1,227	1,256	1,273	1,294	1,319	1,347	1,375	1,405
Orig	BA:	1,220	997	1,016	1,038	1,048	1,057	1,079	1,100	1,123	1,146	1,168
Pres	OP:	1,203	1,337									
	OT:	1,420	1,535	1,555	1,161	1,081	1,083	1,064	1,067	1,086	1,107	1,128
Reest -	BA:	0	-136	-166	-168	-184	-202	-206	-214	-218	-225	-232
Mar15	OP:	0	0									
	OT:	0	-1	-84	-134	-179	-213	-237	-259	-271	-279	-288
Reest -	BA:	-79	26	0	0	0	0	0	0	0	0	0
Orig	OP:	54	-179									
	OT:	-18	-231	-426	-68	-4	-23	-7	-7	-10	-11	-11




Sorted by FUNC, SFUN, TID, SUB
 (amounts in millions)

		2015	2016	2017	2018	2019	2020	2021	2022	2023	2024	2025
TRANSPORTATION (400)												
Alteration of bridges												
070 0614 0 1 403 AA01 HS HS 03 0												
Appropriation												
Pres 16	BA:	0	0	0	0	0	0	0	0	0	0	0
Reest	OP:	5	5									
	OT:	5	5	5	5	0	0	0	0	0	0	0
Mar 15	BA:	0	0	0	0	0	0	0	0	0	0	0
Base	OP:	5	5									
	OT:	5	5	5	5	0	0	0	0	0	0	0
Orig	BA:	0	0	0	0	0	0	0	0	0	0	0
Pres	OP:	26	0									
	OT:	26	0	0	0	0	0	0	0	0	0	0
Reest -	BA:	0	0	0	0	0	0	0	0	0	0	0
Mar15	OP:	0	0									
	OT:	0	0	0	0	0	0	0	0	0	0	0
Reest -	BA:	0	0	0	0	0	0	0	0	0	0	0
Orig	OP:	-21	5									
	OT:	-21	5	5	5	0	0	0	0	0	0	0
Research, development, test, and evaluation												
070 0615 0 1 403 AA01 HS HS 03 0												
Appropriation												
Pres 16	BA:	17	18	18	18	19	19	19	19	20	20	22
Reest	OP:	15	13									
	OT:	20	18	19	18	18	19	19	19	19	20	21
Mar 15	BA:	17	17	18	18	19	20	20	21	21	22	23
Base	OP:	15	13									
	OT:	20	18	18	18	18	19	20	20	21	21	22
Orig	BA:	19	18	18	18	19	19	19	19	20	20	22
Pres	OP:	13	9									
	OT:	27	22	21	18	19	19	19	19	20	20	22
Reest -	BA:	0	1	0	0	0	-1	-1	-2	-1	-2	-1
Mar15	OP:	0	0									
	OT:	0	0	1	0	0	0	-1	-1	-2	-1	-1
Reest -	BA:	-2	0	0	0	0	0	0	0	0	0	0
Orig	OP:	2	4									
	OT:	-7	-4	-2	0	-1	0	0	0	-1	0	-1



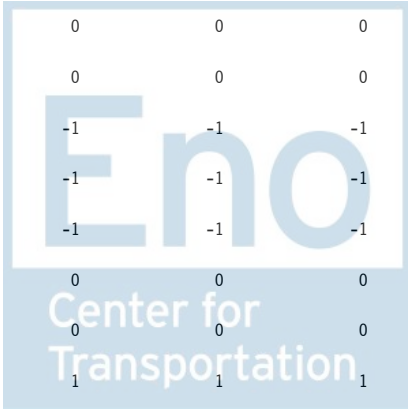
Sorted by FUNC, SFUN, TID, SUB
 (amounts in millions)

		2015	2016	2017	2018	2019	2020	2021	2022	2023	2024	2025
TRANSPORTATION (400)												
Medicare-eligible Retiree Health Fund Contribution, Homeland Sec												
070 0616 0 1 403 AA01 HS HS 03 A												
Appropriation												
Pres 16	BA:	177	169	177	187	198	209	221	234	248	262	277
Reest	OP:	0	0									
	OT:	177	169	177	187	198	209	221	234	248	262	277
Mar 15	BA:	177	169	184	194	206	217	230	243	257	272	288
Base	OP:	0	0									
	OT:	177	169	184	194	206	217	230	243	257	272	288
Orig	BA:	177	169	177	187	198	209	221	234	248	262	277
Pres	OP:	0	0									
	OT:	177	169	177	187	198	209	221	234	248	262	277
Reest -	BA:	0	0	-7	-7	-8	-8	-9	-9	-9	-10	-11
Mar15	OP:	0	0									
	OT:	0	0	-7	-7	-8	-8	-9	-9	-9	-10	-11
Reest -	BA:	0	0	0	0	0	0	0	0	0	0	0
Orig	OP:	0	0									
	OT:	0	0	0	0	0	0	0	0	0	0	0
070 0616 0 1 403 AC01 HS HS 03												
Appropriation - Existing Law Change												
Pres 16	BA:	0	0	-10	-10	-11	-12	-12	-13	-14	-14	-15
Reest	OP:	0	0									
	OT:	0	0	-10	-10	-11	-12	-12	-13	-14	-14	-15
Mar 15	BA:	0	0	0	0	0	0	0	0	0	0	0
Base	OP:	0	0									
	OT:	0	0	0	0	0	0	0	0	0	0	0
Orig	BA:	0	-10	-10	-10	-11	-12	-12	-13	-14	-14	-15
Pres	OP:	0	0									
	OT:	0	-10	-10	-10	-11	-12	-12	-13	-14	-14	-15
Reest -	BA:	0	0	-10	-10	-11	-12	-12	-13	-14	-14	-15
Mar15	OP:	0	0									
	OT:	0	0	-10	-10	-11	-12	-12	-13	-14	-14	-15
Reest -	BA:	0	10	0	0	0	0	0	0	0	0	0
Orig	OP:	0	0									
	OT:	0	10	0	0	0	0	0	0	0	0	0



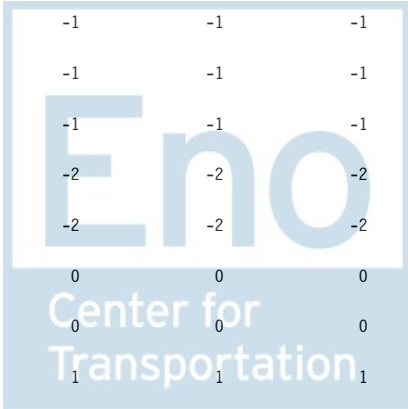
Sorted by FUNC, SFUN, TID, SUB
 (amounts in millions)

		2015	2016	2017	2018	2019	2020	2021	2022	2023	2024	2025
TRANSPORTATION (400)												
Account Total for Medicare-eligible Retiree Health Fund Contribution, Homeland Sec												
Pres 16	BA:	177	169	167	177	187	197	209	221	234	248	262
Reest	OP:	0	0									
	OT:	177	169	167	177	187	197	209	221	234	248	262
Mar 15	BA:	177	169	184	194	206	217	230	243	257	272	288
Base	OP:	0	0									
	OT:	177	169	184	194	206	217	230	243	257	272	288
Orig	BA:	177	159	167	177	187	197	209	221	234	248	262
Pres	OP:	0	0									
	OT:	177	159	167	177	187	197	209	221	234	248	262
Reest -	BA:	0	0	-17	-17	-19	-20	-21	-22	-23	-24	-26
Mar15	OP:	0	0									
	OT:	0	0	-17	-17	-19	-20	-21	-22	-23	-24	-26
Reest -	BA:	0	10	0	0	0	0	0	0	0	0	0
Orig	OP:	0	0									
	OT:	0	10	0	0	0	0	0	0	0	0	0
Supply Fund												
070 4535 0 4 403 AA01 HS HS 03												
Appropriation												
Pres 16	BA:	0	0	0	-1	-1	-1	0	-1	-1	-1	-1
Reest	OP:	0	0									
	OT:	0	0	0	0	0	0	0	0	0	0	0
Mar 15	BA:	0	0	0	0	0	0	0	0	0	0	0
Base	OP:	0	0									
	OT:	0	0	0	0	0	0	0	0	0	0	0
Orig	BA:	0	0	0	-1	-1	-1	0	-1	-1	-1	-1
Pres	OP:	12	0									
	OT:	12	0	0	-1	-1	-1	0	-1	-1	-1	-1
Reest -	BA:	0	0	0	-1	-1	-1	0	-1	-1	-1	-1
Mar15	OP:	0	0									
	OT:	0	0	0	0	0	0	0	0	0	0	0
Reest -	BA:	0	0	0	0	0	0	0	0	0	0	0
Orig	OP:	-12	0									
	OT:	-12	0	0	1	1	1	0	1	1	1	1




Sorted by FUNC, SFUN, TID, SUB
 (amounts in millions)

		2015	2016	2017	2018	2019	2020	2021	2022	2023	2024	2025
TRANSPORTATION (400)												
Yard Fund												
070 4743 0 4 403 AA01 HS HS 03												
Appropriation												
Pres 16	BA:	0	0	0	0	0	0	0	0	0	0	0
Reest	OP:	0	0									
	OT:	0	0	0	0	0	0	0	0	0	0	0
Mar 15	BA:	0	0	0	0	0	0	0	0	0	0	0
Base	OP:	0	0									
	OT:	0	0	0	0	0	0	0	0	0	0	0
Orig	BA:	0	0	0	0	0	0	0	0	0	0	0
Pres	OP:	24	0									
	OT:	24	0	0	0	0	0	0	0	0	0	0
Reest -	BA:	0	0	0	0	0	0	0	0	0	0	0
Mar15	OP:	0	0									
	OT:	0	0	0	0	0	0	0	0	0	0	0
Reest -	BA:	0	0	0	0	0	0	0	0	0	0	0
Orig	OP:	-24	0									
	OT:	-24	0	0	0	0	0	0	0	0	0	0
U.S. Coast Guard Housing Special Fund												
070 5710 0 2 403 BA01 33 82 10 N												
Federal Fund												
Pres 16	BA:	-5	-5	-5	-1	-1	-1	-1	-1	-1	-1	-1
Reest	OP:	0	0									
	OT:	-5	-5	-5	-1	-1	-1	-1	-1	-1	-1	-1
Mar 15	BA:	-5	-5	-5	-1	-1	-1	-1	-1	-1	-1	-1
Base	OP:	0	0									
	OT:	-5	-5	-5	-1	-1	-1	-1	-1	-1	-1	-1
Orig	BA:	-5	-2	-2	-2	-2	-2	-2	-2	-2	-2	-2
Pres	OP:	0	0									
	OT:	-5	-2	-2	-2	-2	-2	-2	-2	-2	-2	-2
Reest -	BA:	0	0	0	0	0	0	0	0	0	0	0
Mar15	OP:	0	0									
	OT:	0	0	0	0	0	0	0	0	0	0	0
Reest -	BA:	0	-3	-3	1	1	1	1	1	1	1	1
Orig	OP:	0	0									
	OT:	0	-3	-3	1	1	1	1	1	1	1	1



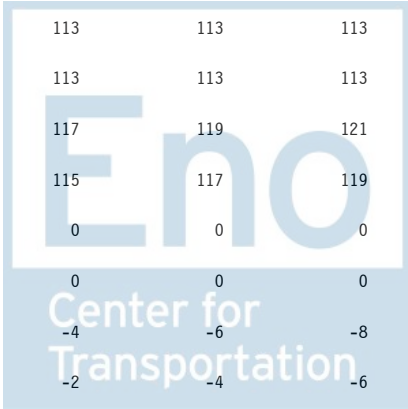
Sorted by FUNC, SFUN, TID, SUB
 (amounts in millions)

		2015	2016	2017	2018	2019	2020	2021	2022	2023	2024	2025
TRANSPORTATION (400)												
Boat Safety												
070 8149 0 7 403 BB01 48 72 10 A												
Trust Fund												
18.5% of Sport Fish												
Pres 16	BA:	113	113	113	114	114	114	113	113	113	113	113
Reest	OP:	73	71									
	OT:	116	114	113	113	114	114	114	113	113	113	113
Mar 15	BA:	113	113	113	114	114	114	113	113	113	113	113
Base	OP:	73	71									
	OT:	116	114	113	113	114	114	114	113	113	113	113
Orig	BA:	113	116	110	111	113	114	116	117	119	121	123
Pres	OP:	75	62									
	OT:	124	113	113	112	112	113	115	115	117	119	121
Reest -	BA:	0	0	0	0	0	0	0	0	0	0	0
Mar15	OP:	0	0									
	OT:	0	0	0	0	0	0	0	0	0	0	0
Reest -	BA:	0	-3	3	3	1	0	-3	-4	-6	-8	-10
Orig	OP:	-2	9									
	OT:	-8	1	0	1	2	1	-1	-2	-4	-6	-8
070 8149 0 7 403 BS01 48 72 10 A												
Sequester												
Pres 16	BA:	-8	0	0	0	0	0	0	0	0	0	0
Reest	OP:	0	0									
	OT:	-8	0	0	0	0	0	0	0	0	0	0
Mar 15	BA:	-8	-8	0	0	0	0	0	0	0	0	0
Base	OP:	0	0									
	OT:	-8	-8	0	0	0	0	0	0	0	0	0
Orig	BA:	0	0	0	0	0	0	0	0	0	0	0
Pres	OP:	0	0									
	OT:	0	0	0	0	0	0	0	0	0	0	0
Reest -	BA:	0	8	0	0	0	0	0	0	0	0	0
Mar15	OP:	0	0									
	OT:	0	8	0	0	0	0	0	0	0	0	0
Reest -	BA:	-8	0	0	0	0	0	0	0	0	0	0
Orig	OP:	0	0									
	OT:	-8	0	0	0	0	0	0	0	0	0	0




Sorted by FUNC, SFUN, TID, SUB
 (amounts in millions)

		2015	2016	2017	2018	2019	2020	2021	2022	2023	2024	2025
TRANSPORTATION (400)												
070 8149 0 7 403 BS20 48 72 10 A												
Sequester												
		Pop up										
Pres 16	BA:	8	8	0	0	0	0	0	0	0	0	0
Reest	OP:	0	0									
	OT:	8	8	0	0	0	0	0	0	0	0	0
Mar 15	BA:	8	8	8	0	0	0	0	0	0	0	0
Base	OP:	0	0									
	OT:	8	8	8	0	0	0	0	0	0	0	0
Orig	BA:	0	0	0	0	0	0	0	0	0	0	0
Pres	OP:	0	0									
	OT:	0	0	0	0	0	0	0	0	0	0	0
Reest -	BA:	0	0	-8	0	0	0	0	0	0	0	0
Mar15	OP:	0	0									
	OT:	0	0	-8	0	0	0	0	0	0	0	0
Reest -	BA:	8	8	0	0	0	0	0	0	0	0	0
Orig	OP:	0	0									
	OT:	8	8	0	0	0	0	0	0	0	0	0
Account Total for Boat Safety												
Pres 16	BA:	113	121	113	114	114	114	113	113	113	113	113
Reest	OP:	73	71									
	OT:	116	122	113	113	114	114	114	113	113	113	113
Mar 15	BA:	113	113	121	114	114	114	113	113	113	113	113
Base	OP:	73	71									
	OT:	116	114	121	113	114	114	114	113	113	113	113
Orig	BA:	113	116	110	111	113	114	116	117	119	121	123
Pres	OP:	75	62									
	OT:	124	113	113	112	112	113	115	115	117	119	121
Reest -	BA:	0	8	-8	0	0	0	0	0	0	0	0
Mar15	OP:	0	0									
	OT:	0	8	-8	0	0	0	0	0	0	0	0
Reest -	BA:	0	5	3	3	1	0	-3	-4	-6	-8	-10
Orig	OP:	-2	9									
	OT:	-8	9	0	1	2	1	-1	-2	-4	-6	-8



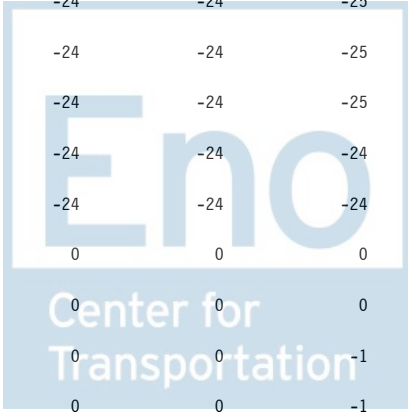
Sorted by FUNC, SFUN, TID, SUB
 (amounts in millions)

		2015	2016	2017	2018	2019	2020	2021	2022	2023	2024	2025
TRANSPORTATION (400)												
General gift fund												
070 8533 0 7 403 AA03 HS HS 10												
Appropriation												
Pres 16	BA:	0	0	0	0	0	0	0	0	0	0	0
Reest	OP:	0	0									
	OT:	0	0	0	0	0	0	0	0	0	0	0
Mar 15	BA:	0	0	0	0	0	0	0	0	0	0	0
Base	OP:	0	0									
	OT:	0	0	0	0	0	0	0	0	0	0	0
Orig	BA:	0	2	0	0	0	0	0	0	0	0	0
Pres	OP:	0	0									
	OT:	0	2	0	0	0	0	0	0	0	0	0
Reest -	BA:	0	0	0	0	0	0	0	0	0	0	0
Mar15	OP:	0	0									
	OT:	0	0	0	0	0	0	0	0	0	0	0
Reest -	BA:	0	-2	0	0	0	0	0	0	0	0	0
Orig	OP:	0	0									
	OT:	0	-2	0	0	0	0	0	0	0	0	0
070 8533 0 7 403 CB01 XX XX 10												
Offsetting Receipts												
Pres 16	BA:	0	0	0	0	0	0	0	0	0	0	0
Reest	OP:	0	0									
	OT:	0	0	0	0	0	0	0	0	0	0	0
Mar 15	BA:	0	0	0	0	0	0	0	0	0	0	0
Base	OP:	0	0									
	OT:	0	0	0	0	0	0	0	0	0	0	0
Orig	BA:	0	-2	0	0	0	0	0	0	0	0	0
Pres	OP:	0	0									
	OT:	0	-2	0	0	0	0	0	0	0	0	0
Reest -	BA:	0	0	0	0	0	0	0	0	0	0	0
Mar15	OP:	0	0									
	OT:	0	0	0	0	0	0	0	0	0	0	0
Reest -	BA:	0	2	0	0	0	0	0	0	0	0	0
Orig	OP:	0	0									
	OT:	0	2	0	0	0	0	0	0	0	0	0



Sorted by FUNC, SFUN, TID, SUB
 (amounts in millions)

		2015	2016	2017	2018	2019	2020	2021	2022	2023	2024	2025
TRANSPORTATION (400)												
Account Total for General gift fund												
Pres 16	BA:	0	0	0	0	0	0	0	0	0	0	0
Reest	OP:	0	0									
	OT:	0	0	0	0	0	0	0	0	0	0	0
Mar 15	BA:	0	0	0	0	0	0	0	0	0	0	0
Base	OP:	0	0									
	OT:	0	0	0	0	0	0	0	0	0	0	0
Orig	BA:	0	0	0	0	0	0	0	0	0	0	0
Pres	OP:	0	0									
	OT:	0	0	0	0	0	0	0	0	0	0	0
Reest -	BA:	0	0	0	0	0	0	0	0	0	0	0
Mar15	OP:	0	0									
	OT:	0	0	0	0	0	0	0	0	0	0	0
Reest -	BA:	0	0	0	0	0	0	0	0	0	0	0
Orig	OP:	0	0									
	OT:	0	0	0	0	0	0	0	0	0	0	0
Department of Homeland Security												
Tonnage duty increases												
070 9990 8 1 403 CB01 XX XX 20 A												
Offsetting Receipts												
Pres 16	BA:	-21	-22	-22	-23	-23	-23	-24	-24	-24	-25	-25
Reest	OP:	0	0									
	OT:	-21	-22	-22	-23	-23	-23	-24	-24	-24	-25	-25
Mar 15	BA:	-21	-22	-22	-23	-23	-23	-24	-24	-24	-25	-25
Base	OP:	0	0									
	OT:	-21	-22	-22	-23	-23	-23	-24	-24	-24	-25	-25
Orig	BA:	-22	-23	-23	-23	-23	-23	-24	-24	-24	-24	-24
Pres	OP:	0	0									
	OT:	-22	-23	-23	-23	-23	-23	-24	-24	-24	-24	-24
Reest -	BA:	0	0	0	0	0	0	0	0	0	0	0
Mar15	OP:	0	0									
	OT:	0	0	0	0	0	0	0	0	0	0	0
Reest -	BA:	1	1	1	0	0	0	0	0	0	-1	-1
Orig	OP:	0	0									
	OT:	1	1	1	0	0	0	0	0	0	-1	-1



Sorted by FUNC, SFUN, TID, SUB
 (amounts in millions)

			2015	2016	2017	2018	2019	2020	2021	2022	2023	2024	2025
TRANSPORTATION (400)													
Subfunction	Total for 403	Water transportation (403)											
Pres 16	BA:		9,599	9,716	9,856	10,057	10,191	10,330	10,555	10,787	11,033	11,279	11,532
Reest	OP:		3,002	2,775									
	OT:		9,873	9,849	9,811	9,950	10,059	10,174	10,355	10,562	10,797	11,037	11,282
Mar 15	BA:		9,599	9,960	10,223	10,492	10,780	11,076	11,378	11,692	12,006	12,335	12,671
Base	OP:		3,002	2,775									
	OT:		9,873	9,935	10,078	10,331	10,607	10,886	11,179	11,483	11,794	12,114	12,445
Orig	BA:		9,423	9,679	9,916	10,123	10,292	10,543	10,724	10,991	11,271	11,559	11,851
Pres	OP:		2,553	3,889									
	OT:		9,602	11,189	10,299	10,141	10,257	10,497	10,646	10,883	11,157	11,441	11,731
Reest -	BA:		0	-244	-367	-435	-589	-746	-823	-905	-973	-1,056	-1,139
Mar15	OP:		0	0									
	OT:		0	-86	-267	-381	-548	-712	-824	-921	-997	-1,077	-1,163
Reest -	BA:		176	37	-60	-66	-101	-213	-169	-204	-238	-280	-319
Orig	OP:		449	-1,114									
	OT:		271	-1,340	-488	-191	-198	-323	-291	-321	-360	-404	-449



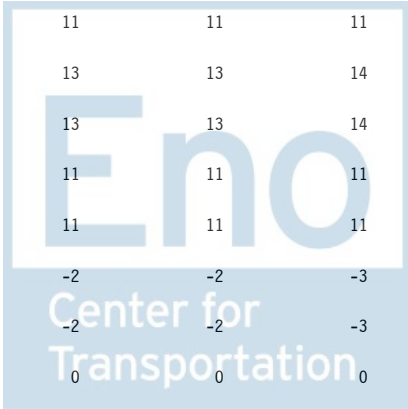
Sorted by FUNC, SFUN, TID, SUB
 (amounts in millions)

	2015	2016	2017	2018	2019	2020	2021	2022	2023	2024	2025
TRANSPORTATION (400)											
Other transportation (407)											
Department of Transportation											
Office of the Secretary											
Salaries and expenses											
069 0102 0 1 407 AA01 TT TT 03 0											
Appropriation											
Pres 16 BA:	105	114	116	119	120	121	123	126	130	132	133
Reest OP:	15	18									
OT:	99	109	115	118	120	121	123	125	129	131	133
Mar 15 BA:	105	108	111	115	119	122	126	131	135	139	143
Base OP:	15	18									
OT:	99	104	110	114	118	121	125	130	134	138	142
Orig BA:	105	114	116	119	120	121	123	126	130	132	133
Pres OP:	44	10									
OT:	139	113	116	118	119	121	123	126	130	132	134
Reest - BA:	0	6	5	4	1	-1	-3	-5	-5	-7	-10
Mar15 OP:	0	0									
OT:	0	5	5	4	2	0	-2	-5	-5	-7	-9
Reest - BA:	0	0	0	0	0	0	0	0	0	0	0
Orig OP:	-29	8									
OT:	-40	-4	-1	0	1	0	0	-1	-1	-1	-1



Sorted by FUNC, SFUN, TID, SUB
 (amounts in millions)

		2015	2016	2017	2018	2019	2020	2021	2022	2023	2024	2025
TRANSPORTATION (400)												
Financial Management Capital												
069 0116 0 1 407 AA01 TT TT 03 0												
Appropriation												
Pres 16	BA:	5	5	5	5	5	5	5	6	6	6	6
Reest	OP:	1	2									
	OT:	5	6	6	6	5	5	5	6	6	6	6
Mar 15	BA:	5	5	5	5	5	5	6	6	6	6	6
Base	OP:	1	2									
	OT:	5	6	6	6	5	5	6	6	6	6	6
Orig	BA:	5	5	5	5	5	5	5	6	6	6	6
Pres	OP:	4	1									
	OT:	8	5	5	5	5	5	5	6	6	6	6
Reest -	BA:	0	0	0	0	0	0	-1	0	0	0	0
Mar15	OP:	0	0									
	OT:	0	0	0	0	0	0	-1	0	0	0	0
Reest -	BA:	0	0	0	0	0	0	0	0	0	0	0
Orig	OP:	-3	1									
	OT:	-3	1	1	1	0	0	0	0	0	0	0
Office of Civil Rights												
069 0118 0 1 407 AA01 TT TT 03 0												
Appropriation												
Pres 16	BA:	10	10	10	10	11	11	11	11	11	11	12
Reest	OP:	1	1									
	OT:	10	10	10	10	11	11	11	11	11	11	12
Mar 15	BA:	10	10	11	11	11	12	12	13	13	14	14
Base	OP:	1	1									
	OT:	10	10	11	11	11	12	12	13	13	14	14
Orig	BA:	10	10	10	10	11	11	11	11	11	11	12
Pres	OP:	1	1									
	OT:	10	10	10	10	11	11	11	11	11	11	12
Reest -	BA:	0	0	-1	-1	0	-1	-1	-2	-2	-3	-2
Mar15	OP:	0	0									
	OT:	0	0	-1	-1	0	-1	-1	-2	-2	-3	-2
Reest -	BA:	0	0	0	0	0	0	0	0	0	0	0
Orig	OP:	0	0									
	OT:	0	0	0	0	0	0	0	0	0	0	0



Sorted by FUNC, SFUN, TID, SUB
 (amounts in millions)

		2015	2016	2017	2018	2019	2020	2021	2022	2023	2024	2025
TRANSPORTATION (400)												
Small and Disadvantaged Business Utilization and Outreach												
069 0119 0 1 407 AA01 TT TT 03 0												
Appropriation												
Pres 16	BA:	3	5	5	5	5	5	5	6	6	6	6
Reest	OP:	1	1									
	OT:	3	5	5	5	5	5	5	6	6	6	6
Mar 15	BA:	3	3	3	3	3	3	3	3	4	4	4
Base	OP:	1	1									
	OT:	3	3	3	3	3	3	3	3	4	4	4
Orig	BA:	3	5	5	5	5	5	5	6	6	6	6
Pres	OP:	9	0									
	OT:	12	4	4	4	4	4	4	5	6	6	6
Reest -	BA:	0	2	2	2	2	2	2	3	2	2	2
Mar15	OP:	0	0									
	OT:	0	2	2	2	2	2	2	3	2	2	2
Reest -	BA:	0	0	0	0	0	0	0	0	0	0	0
Orig	OP:	-8	1									
	OT:	-9	1	1	1	1	1	1	1	0	0	0



Sorted by FUNC, SFUN, TID, SUB
 (amounts in millions)

		2015	2016	2017	2018	2019	2020	2021	2022	2023	2024	2025
TRANSPORTATION (400)												
Office of Inspector General												
Salaries and expenses												
069 0130 0 1 407 AA01 TT TT 03 0												
Appropriation												
Pres 16	BA:	86	87	89	91	91	92	94	96	98	100	102
Reest	OP:	9	9									
	OT:	86	87	89	91	91	92	94	96	98	100	102
Mar 15	BA:	86	89	92	95	99	102	106	110	114	118	122
Base	OP:	9	9									
	OT:	86	89	92	95	99	102	106	110	114	118	122
Orig	BA:	86	87	89	91	91	92	94	96	98	100	102
Pres	OP:	11	12									
	OT:	88	90	89	91	91	92	94	95	98	100	102
Reest -	BA:	0	-2	-3	-4	-8	-10	-12	-14	-16	-18	-20
Mar15	OP:	0	0									
	OT:	0	-2	-3	-4	-8	-10	-12	-14	-16	-18	-20
Reest -	BA:	0	0	0	0	0	0	0	0	0	0	0
Orig	OP:	-2	-3									
	OT:	-2	-3	0	0	0	0	0	1	0	0	0



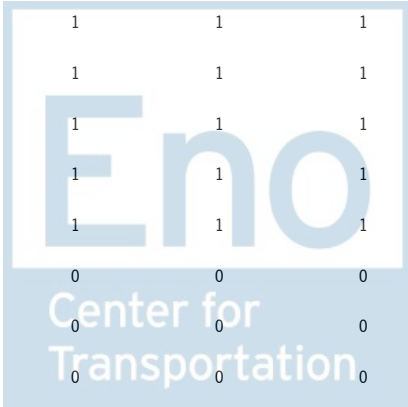
Sorted by FUNC, SFUN, TID, SUB
 (amounts in millions)

		2015	2016	2017	2018	2019	2020	2021	2022	2023	2024	2025
TRANSPORTATION (400)												
Office of the Secretary												
Transportation planning, research, and development												
069 0142 0 1 407 AA01 TT TT 03 0												
Appropriation												
Pres 16	BA:	6	10	10	10	11	11	11	11	11	11	12
Reest	OP:	6	4									
	OT:	8	8	10	11	10	11	11	11	11	11	11
Mar 15	BA:	6	6	6	7	7	7	7	7	8	8	8
Base	OP:	6	4									
	OT:	8	6	7	7	7	7	7	7	7	8	8
Orig	BA:	6	10	10	10	11	11	11	11	11	11	12
Pres	OP:	13	3									
	OT:	15	7	9	10	10	10	11	11	11	11	12
Reest -	BA:	0	4	4	3	4	4	4	4	3	3	4
Mar15	OP:	0	0									
	OT:	0	2	3	4	3	4	4	4	4	3	3
Reest -	BA:	0	0	0	0	0	0	0	0	0	0	0
Orig	OP:	-7	1									
	OT:	-7	1	1	1	0	1	0	0	0	0	-1



Sorted by FUNC, SFUN, TID, SUB
 (amounts in millions)

		2015	2016	2017	2018	2019	2020	2021	2022	2023	2024	2025
TRANSPORTATION (400)												
New headquarters building												
069 0147 0 1 407 AA01 TT TT 03												
Appropriation												
Pres 16	BA:	0	0	0	0	0	0	0	0	0	0	0
Reest	OP:	0	0									
	OT:	0	0	0	0	0	0	0	0	0	0	0
Mar 15	BA:	0	0	0	0	0	0	0	0	0	0	0
Base	OP:	0	0									
	OT:	0	0	0	0	0	0	0	0	0	0	0
Orig	BA:	0	0	0	0	0	0	0	0	0	0	0
Pres	OP:	1	0									
	OT:	1	0	0	0	0	0	0	0	0	0	0
Reest -	BA:	0	0	0	0	0	0	0	0	0	0	0
Mar15	OP:	0	0									
	OT:	0	0	0	0	0	0	0	0	0	0	0
Reest -	BA:	0	0	0	0	0	0	0	0	0	0	0
Orig	OP:	-1	0									
	OT:	-1	0	0	0	0	0	0	0	0	0	0
Minority business resource center program												
069 0155 0 1 407 AA01 TT TT 03 0 SD												
Appropriation												
Pres 16	BA:	1	1	1	1	1	1	1	1	1	1	1
Reest	OP:	0	0									
	OT:	1	1	1	1	1	1	1	1	1	1	1
Mar 15	BA:	1	1	1	1	1	1	1	1	1	1	1
Base	OP:	0	0									
	OT:	1	1	1	1	1	1	1	1	1	1	1
Orig	BA:	1	1	1	1	1	1	1	1	1	1	1
Pres	OP:	0	0									
	OT:	1	1	1	1	1	1	1	1	1	1	1
Reest -	BA:	0	0	0	0	0	0	0	0	0	0	0
Mar15	OP:	0	0									
	OT:	0	0	0	0	0	0	0	0	0	0	0
Reest -	BA:	0	0	0	0	0	0	0	0	0	0	0
Orig	OP:	0	0									
	OT:	0	0	0	0	0	0	0	0	0	0	0



Sorted by FUNC, SFUN, TID, SUB
 (amounts in millions)

		2015	2016	2017	2018	2019	2020	2021	2022	2023	2024	2025
TRANSPORTATION (400)												
Cyber Security Initiatives												
069 0159 0 1 407 AA01 TT TT 03 0												
Appropriation												
Pres 16	BA:	5	8	8	8	8	8	9	9	9	9	9
Reest	OP:	4	3									
	OT:	6	6	7	7	8	8	8	9	9	9	9
Mar 15	BA:	5	5	5	5	5	5	6	6	6	6	6
Base	OP:	4	3									
	OT:	6	5	5	5	5	5	5	6	6	6	6
Orig	BA:	5	8	8	8	8	8	9	9	9	9	9
Pres	OP:	4	0									
	OT:	4	1	1	1	1	1	1	1	1	1	1
Reest -	BA:	0	3	3	3	3	3	3	3	3	3	3
Mar15	OP:	0	0									
	OT:	0	1	2	2	3	3	3	3	3	3	3
Reest -	BA:	0	0	0	0	0	0	0	0	0	0	0
Orig	OP:	0	3									
	OT:	2	5	6	6	7	7	7	8	8	8	8



Sorted by FUNC, SFUN, TID, SUB
 (amounts in millions)

		2015	2016	2017	2018	2019	2020	2021	2022	2023	2024	2025
TRANSPORTATION (400)												
National Highway Traffic Safety Administration												
Next Generation 911 Implementation Grants												
069 0661 0 1 407 BA01 48 72 10 N												
Federal Fund												
Pres 16	BA:	115	0	0	0	0	0	0	0	0	0	0
Reest	OP:	0	23									
	OT:	5	23	46	29	12	0	0	0	0	0	0
Mar 15	BA:	115	0	0	0	0	0	0	0	0	0	0
Base	OP:	0	23									
	OT:	5	23	46	29	12	0	0	0	0	0	0
Orig	BA:	0	0	0	0	0	0	0	0	0	0	0
Pres	OP:	0	64									
	OT:	-107	56	48	3	0	0	0	0	0	0	0
Reest -	BA:	0	0	0	0	0	0	0	0	0	0	0
Mar15	OP:	0	0									
	OT:	0	0	0	0	0	0	0	0	0	0	0
Reest -	BA:	115	0	0	0	0	0	0	0	0	0	0
Orig	OP:	0	-41									
	OT:	112	-33	-2	26	12	0	0	0	0	0	0



Sorted by FUNC, SFUN, TID, SUB
 (amounts in millions)

		2015	2016	2017	2018	2019	2020	2021	2022	2023	2024	2025
TRANSPORTATION (400)												
Office of the Secretary												
U.S. Digital Services												
069 0665 0 1 407 AA01 TT TT 03												
Appropriation												
Pres 16	BA:	0	9	9	9	9	10	10	10	10	10	11
Reest	OP:	0	0									
	OT:	0	7	9	9	9	10	10	10	10	10	11
Mar 15	BA:	0	0	0	0	0	0	0	0	0	0	0
Base	OP:	0	0									
	OT:	0	0	0	0	0	0	0	0	0	0	0
Orig	BA:	0	9	9	9	9	10	10	10	10	10	11
Pres	OP:	0	0									
	OT:	0	8	9	9	9	10	10	10	10	10	11
Reest -	BA:	0	9	9	9	9	10	10	10	10	10	11
Mar15	OP:	0	0									
	OT:	0	7	9	9	9	10	10	10	10	10	11
Reest -	BA:	0	0	0	0	0	0	0	0	0	0	0
Orig	OP:	0	0									
	OT:	0	-1	0	0	0	0	0	0	0	0	0



Sorted by FUNC, SFUN, TID, SUB
 (amounts in millions)

		2015	2016	2017	2018	2019	2020	2021	2022	2023	2024	2025
TRANSPORTATION (400)												
DATA Act Compliance												
069 0668 0 1 407 AA01 TT TT 03												
Appropriation												
Pres 16	BA:	0	3	3	3	3	3	3	3	3	3	4
Reest	OP:	0	0									
	OT:	0	2	3	3	3	3	3	3	3	3	4
Mar 15	BA:	0	0	0	0	0	0	0	0	0	0	0
Base	OP:	0	0									
	OT:	0	0	0	0	0	0	0	0	0	0	0
Orig	BA:	0	3	3	3	3	3	3	3	3	3	4
Pres	OP:	0	0									
	OT:	0	2	3	3	3	3	3	3	3	3	3
Reest -	BA:	0	3	3	3	3	3	3	3	3	3	4
Mar15	OP:	0	0									
	OT:	0	2	3	3	3	3	3	3	3	3	4
Reest -	BA:	0	0	0	0	0	0	0	0	0	0	0
Orig	OP:	0	0									
	OT:	0	0	0	0	0	0	0	0	0	0	1



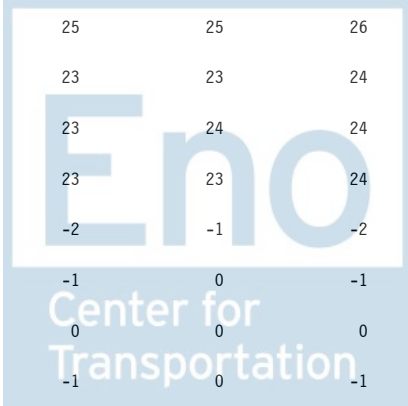
Sorted by FUNC, SFUN, TID, SUB
 (amounts in millions)

		2015	2016	2017	2018	2019	2020	2021	2022	2023	2024	2025
TRANSPORTATION (400)												
Pipeline and Hazardous Materials Safety Administration												
Operational Expenses												
069 1400 0 1 407 AA01 TT TT 03 0												
Appropriation												
Pres 16	BA:	22	23	21	22	22	22	23	23	24	24	25
Reest	OP:	5	5									
	OT:	20	21	20	21	21	21	22	22	23	23	24
Mar 15	BA:	22	23	23	24	25	26	26	27	28	29	30
Base	OP:	5	5									
	OT:	20	21	22	23	23	24	25	25	26	27	28
Orig	BA:	21	21	21	22	22	22	23	23	24	24	25
Pres	OP:	8	7									
	OT:	22	21	21	22	22	22	23	23	23	24	25
Reest -	BA:	0	0	-2	-2	-3	-4	-3	-4	-4	-5	-5
Mar15	OP:	0	0									
	OT:	0	0	-2	-2	-2	-3	-3	-3	-3	-4	-4
Reest -	BA:	1	2	0	0	0	0	0	0	0	0	0
Orig	OP:	-3	-2									
	OT:	-2	0	-1	-1	-1	-1	-1	-1	0	-1	-1




Sorted by FUNC, SFUN, TID, SUB
 (amounts in millions)

		2015	2016	2017	2018	2019	2020	2021	2022	2023	2024	2025
TRANSPORTATION (400)												
069 1400 0 1 407 AA02 TT TT 03 0												
Appropriation												
transfer to pipeline safety												
Pres 16	BA:	-2	-2	0	0	0	0	0	0	0	0	0
Reest	OP:	0	0									
	OT:	-2	-2	0	0	0	0	0	0	0	0	0
Mar 15	BA:	-2	-2	-2	-2	-2	-2	-2	-2	-3	-3	-3
Base	OP:	0	0									
	OT:	-2	-2	-2	-2	-2	-2	-2	-2	-3	-3	-3
Orig	BA:	0	0	0	0	0	0	0	0	0	0	0
Pres	OP:	0	0									
	OT:	0	0	0	0	0	0	0	0	0	0	0
Reest -	BA:	0	0	2	2	2	2	2	2	3	3	3
Mar15	OP:	0	0									
	OT:	0	0	2	2	2	2	2	2	3	3	3
Reest -	BA:	-2	-2	0	0	0	0	0	0	0	0	0
Orig	OP:	0	0									
	OT:	-2	-2	0	0	0	0	0	0	0	0	0
Account Total for Operational Expenses												
Pres 16	BA:	20	21	21	22	22	22	23	23	24	24	25
Reest	OP:	5	5									
	OT:	18	19	20	21	21	21	22	22	23	23	24
Mar 15	BA:	20	21	21	22	23	24	24	25	25	26	27
Base	OP:	5	5									
	OT:	18	19	20	21	21	22	23	23	23	24	25
Orig	BA:	21	21	21	22	22	22	23	23	24	24	25
Pres	OP:	8	7									
	OT:	22	21	21	22	22	22	23	23	23	24	25
Reest -	BA:	0	0	0	0	-1	-2	-1	-2	-1	-2	-2
Mar15	OP:	0	0									
	OT:	0	0	0	0	0	-1	-1	-1	0	-1	-1
Reest -	BA:	-1	0	0	0	0	0	0	0	0	0	0
Orig	OP:	-3	-2									
	OT:	-4	-2	-1	-1	-1	-1	-1	-1	0	-1	-1



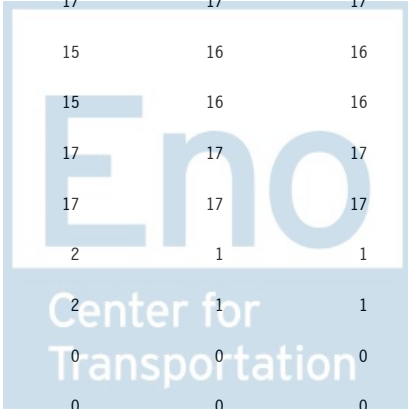
Sorted by FUNC, SFUN, TID, SUB
 (amounts in millions)

		2015	2016	2017	2018	2019	2020	2021	2022	2023	2024	2025
TRANSPORTATION (400)												
Hazardous materials safety												
069 1401 0 1 407 AA01 TT TT 03 0												
Appropriation												
Pres 16	BA:	52	64	65	66	67	67	69	70	72	73	74
Reest	OP:	11	13									
	OT:	47	58	61	62	63	64	65	66	68	69	70
Mar 15	BA:	52	53	55	57	58	60	62	64	66	68	70
Base	OP:	11	13									
	OT:	47	50	52	54	55	56	58	60	62	64	66
Orig	BA:	52	52	53	54	55	55	56	57	59	60	61
Pres	OP:	18	17									
	OT:	53	52	53	54	54	55	56	57	58	60	60
Reest -	BA:	0	11	10	9	9	7	7	6	6	5	4
Mar15	OP:	0	0									
	OT:	0	8	9	8	8	8	7	6	6	5	4
Reest -	BA:	0	12	12	12	12	12	13	13	13	13	13
Orig	OP:	-7	-4									
	OT:	-6	6	8	8	9	9	9	9	10	9	10
069 1401 0 1 407 AC01 TT TT 03												
Appropriation - Existing Law Change												
fee proposal												
Pres 16	BA:	0	-6	0	0	0	0	0	0	0	0	0
Reest	OP:	0	0									
	OT:	0	-4	-2	0	0	0	0	0	0	0	0
Mar 15	BA:	0	0	0	0	0	0	0	0	0	0	0
Base	OP:	0	0									
	OT:	0	0	0	0	0	0	0	0	0	0	0
Orig	BA:	0	12	12	12	12	12	13	13	13	13	13
Pres	OP:	0	0									
	OT:	0	8	12	12	12	12	13	13	13	13	13
Reest -	BA:	0	-6	0	0	0	0	0	0	0	0	0
Mar15	OP:	0	0									
	OT:	0	-4	-2	0	0	0	0	0	0	0	0
Reest -	BA:	0	-18	-12	-12	-12	-12	-13	-13	-13	-13	-13
Orig	OP:	0	0									
	OT:	0	-12	-14	-12	-12	-12	-13	-13	-13	-13	-13




Sorted by FUNC, SFUN, TID, SUB
 (amounts in millions)

		2015	2016	2017	2018	2019	2020	2021	2022	2023	2024	2025
TRANSPORTATION (400)												
Account Total for Hazardous materials safety												
Pres 16	BA:	52	58	65	66	67	67	69	70	72	73	74
Reest	OP:	11	13									
	OT:	47	54	59	62	63	64	65	66	68	69	70
Mar 15	BA:	52	53	55	57	58	60	62	64	66	68	70
Base	OP:	11	13									
	OT:	47	50	52	54	55	56	58	60	62	64	66
Orig	BA:	52	64	65	66	67	67	69	70	72	73	74
Pres	OP:	18	17									
	OT:	53	60	65	66	66	67	69	70	71	73	73
Reest -	BA:	0	5	10	9	9	7	7	6	6	5	4
Mar15	OP:	0	0									
	OT:	0	4	7	8	8	8	7	6	6	5	4
Reest -	BA:	0	-6	0	0	0	0	0	0	0	0	0
Orig	OP:	-7	-4									
	OT:	-6	-6	-6	-4	-3	-3	-4	-4	-3	-4	-3
Office of the Secretary												
Research and Technology												
069 1730 0 1 407 AA01 TT TT 03 0												
Appropriation												
Pres 16	BA:	13	15	15	16	16	16	16	17	17	17	18
Reest	OP:	6	6									
	OT:	14	15	15	16	16	16	16	17	17	17	18
Mar 15	BA:	13	13	14	14	14	15	15	15	16	16	17
Base	OP:	6	6									
	OT:	14	14	14	14	14	15	15	15	16	16	17
Orig	BA:	13	15	15	16	16	16	16	17	17	17	18
Pres	OP:	25	1									
	OT:	37	15	16	16	16	16	16	17	17	17	18
Reest -	BA:	0	2	1	2	2	1	1	2	1	1	1
Mar15	OP:	0	0									
	OT:	0	1	1	2	2	1	1	2	1	1	1
Reest -	BA:	0	0	0	0	0	0	0	0	0	0	0
Orig	OP:	-19	5									
	OT:	-23	0	-1	0	0	0	0	0	0	0	0



Sorted by FUNC, SFUN, TID, SUB
 (amounts in millions)

		2015	2016	2017	2018	2019	2020	2021	2022	2023	2024	2025
TRANSPORTATION (400)												
Working Capital Fund												
069 4520 0 4 407 AA01 TT TT 03												
Appropriation												
Pres 16	BA:	0	0	0	0	0	0	1	1	0	0	0
Reest	OP:	0	0									
	OT:	0	0	0	0	0	0	1	1	0	0	0
Mar 15	BA:	0	0	0	0	0	0	0	0	0	0	0
Base	OP:	0	0									
	OT:	0	0	0	0	0	0	0	0	0	0	0
Orig	BA:	0	0	0	0	0	0	1	1	0	0	0
Pres	OP:	56	5									
	OT:	51	-1	0	0	0	0	1	1	0	0	0
Reest -	BA:	0	0	0	0	0	0	1	1	0	0	0
Mar15	OP:	0	0									
	OT:	0	0	0	0	0	0	1	1	0	0	0
Reest -	BA:	0	0	0	0	0	0	0	0	0	0	0
Orig	OP:	-56	-5									
	OT:	-51	1	0	0	0	0	0	0	0	0	0
Working Capital Fund, Volpe National Transportation Systems Cent												
069 4522 0 4 407 AA01 TT TT 03												
Appropriation												
Pres 16	BA:	0	0	0	0	0	0	0	0	0	0	0
Reest	OP:	0	0									
	OT:	0	0	0	0	0	0	0	0	0	0	0
Mar 15	BA:	0	0	0	0	0	0	0	0	0	0	0
Base	OP:	0	0									
	OT:	0	0	0	0	0	0	0	0	0	0	0
Orig	BA:	0	0	0	0	0	0	0	0	0	0	0
Pres	OP:	154	0									
	OT:	154	0	0	0	0	0	0	0	0	0	0
Reest -	BA:	0	0	0	0	0	0	0	0	0	0	0
Mar15	OP:	0	0									
	OT:	0	0	0	0	0	0	0	0	0	0	0
Reest -	BA:	0	0	0	0	0	0	0	0	0	0	0
Orig	OP:	-154	0									
	OT:	-154	0	0	0	0	0	0	0	0	0	0



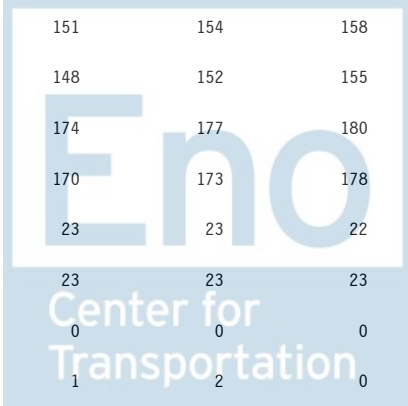
Sorted by FUNC, SFUN, TID, SUB
 (amounts in millions)

		2015	2016	2017	2018	2019	2020	2021	2022	2023	2024	2025
TRANSPORTATION (400)												
Pipeline and Hazardous Materials Safety Administration												
Pipeline safety												
069 5172 0 2 407 AA01 TT TT 03 0												
Appropriation												
Pres 16	BA:	126	155	159	162	164	165	169	174	177	180	183
Reest	OP:	48	61									
	OT:	110	137	152	159	162	164	167	171	175	178	181
Mar 15	BA:	126	128	131	135	138	141	145	149	152	156	160
Base	OP:	48	61									
	OT:	110	124	128	132	136	139	142	146	150	153	157
Orig	BA:	126	156	159	162	164	165	169	174	177	180	183
Pres	OP:	78	83									
	OT:	128	148	154	157	162	163	166	170	173	178	181
Reest -	BA:	0	27	28	27	26	24	24	25	25	24	23
Mar15	OP:	0	0									
	OT:	0	13	24	27	26	25	25	25	25	25	24
Reest -	BA:	0	-1	0	0	0	0	0	0	0	0	0
Orig	OP:	-30	-22									
	OT:	-18	-11	-2	2	0	1	1	1	2	0	0



Sorted by FUNC, SFUN, TID, SUB
 (amounts in millions)

		2015	2016	2017	2018	2019	2020	2021	2022	2023	2024	2025
TRANSPORTATION (400)												
069 5172 0 2 407 AA02 TT TT 03 0												
Appropriation												
transfer from pipeline ops												
Pres 16	BA:	2	2	0	0	0	0	0	0	0	0	0
Reest	OP:	0	0									
	OT:	2	2	0	0	0	0	0	0	0	0	0
Mar 15	BA:	2	2	2	2	2	2	2	2	2	2	3
Base	OP:	0	0									
	OT:	2	2	2	2	2	2	2	2	2	2	3
Orig	BA:	0	0	0	0	0	0	0	0	0	0	0
Pres	OP:	0	0									
	OT:	0	0	0	0	0	0	0	0	0	0	0
Reest -	BA:	0	0	-2	-2	-2	-2	-2	-2	-2	-2	-3
Mar15	OP:	0	0									
	OT:	0	0	-2	-2	-2	-2	-2	-2	-2	-2	-3
Reest -	BA:	2	2	0	0	0	0	0	0	0	0	0
Orig	OP:	0	0									
	OT:	2	2	0	0	0	0	0	0	0	0	0
Account Total for Pipeline safety												
Pres 16	BA:	128	157	159	162	164	165	169	174	177	180	183
Reest	OP:	48	61									
	OT:	112	139	152	159	162	164	167	171	175	178	181
Mar 15	BA:	128	130	133	137	140	143	147	151	154	158	163
Base	OP:	48	61									
	OT:	112	126	130	134	138	141	144	148	152	155	160
Orig	BA:	126	156	159	162	164	165	169	174	177	180	183
Pres	OP:	78	83									
	OT:	128	148	154	157	162	163	166	170	173	178	181
Reest -	BA:	0	27	26	25	24	22	22	23	23	22	20
Mar15	OP:	0	0									
	OT:	0	13	22	25	24	23	23	23	23	23	21
Reest -	BA:	2	1	0	0	0	0	0	0	0	0	0
Orig	OP:	-30	-22									
	OT:	-16	-9	-2	2	0	1	1	1	2	0	0



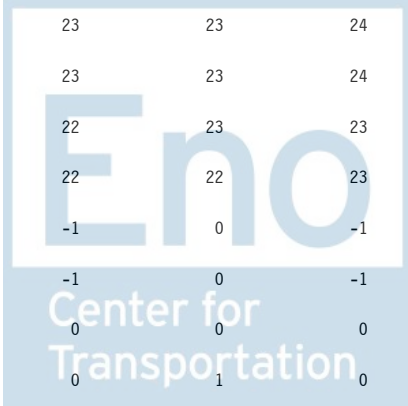
Sorted by FUNC, SFUN, TID, SUB
 (amounts in millions)

		2015	2016	2017	2018	2019	2020	2021	2022	2023	2024	2025
TRANSPORTATION (400)												
Emergency preparedness grants												
069 5282 0 2 407 BA02 48 72 10 0												
Federal Fund												
Pres 16	BA:	28	28	28	28	28	28	28	28	28	28	28
Reest	OP:	16	16									
	OT:	27	27	27	28	28	28	28	28	28	28	28
Mar 15	BA:	28	28	28	28	28	28	28	28	28	28	28
Base	OP:	16	16									
	OT:	27	27	27	28	28	28	28	28	28	28	28
Orig	BA:	26	28	28	28	28	28	28	28	28	28	28
Pres	OP:	22	25									
	OT:	32	35	32	28	28	28	28	28	28	28	28
Reest -	BA:	0	0	0	0	0	0	0	0	0	0	0
Mar15	OP:	0	0									
	OT:	0	0	0	0	0	0	0	0	0	0	0
Reest -	BA:	2	0	0	0	0	0	0	0	0	0	0
Orig	OP:	-6	-9									
	OT:	-5	-8	-5	0	0	0	0	0	0	0	0
069 5282 0 2 407 BS01 48 72 10 A												
Sequester												
Pres 16	BA:	-2	0	0	0	0	0	0	0	0	0	0
Reest	OP:	-1	-1									
	OT:	-2	-1	0	0	0	0	0	0	0	0	0
Mar 15	BA:	-2	-2	0	0	0	0	0	0	0	0	0
Base	OP:	-1	-1									
	OT:	-2	-2	-1	0	0	0	0	0	0	0	0
Orig	BA:	0	0	0	0	0	0	0	0	0	0	0
Pres	OP:	0	0									
	OT:	0	0	0	0	0	0	0	0	0	0	0
Reest -	BA:	0	2	0	0	0	0	0	0	0	0	0
Mar15	OP:	0	0									
	OT:	0	1	1	0	0	0	0	0	0	0	0
Reest -	BA:	-2	0	0	0	0	0	0	0	0	0	0
Orig	OP:	-1	-1									
	OT:	-2	-1	0	0	0	0	0	0	0	0	0



Sorted by FUNC, SFUN, TID, SUB
 (amounts in millions)

		2015	2016	2017	2018	2019	2020	2021	2022	2023	2024	2025
TRANSPORTATION (400)												
Account Total for Emergency preparedness grants												
Pres 16	BA:	26	28	28	28	28	28	28	28	28	28	28
Reest	OP:	15	15		28	28	28	28	28	28	28	28
	OT:	25	26	27	28	28	28	28	28	28	28	28
Mar 15	BA:	26	26	28	28	28	28	28	28	28	28	28
Base	OP:	15	15		28	28	28	28	28	28	28	28
	OT:	25	25	26	28	28	28	28	28	28	28	28
Orig	BA:	26	28	28	28	28	28	28	28	28	28	28
Pres	OP:	22	25		28	28	28	28	28	28	28	28
	OT:	32	35	32	28	28	28	28	28	28	28	28
Reest -	BA:	0	2	0	0	0	0	0	0	0	0	0
Mar15	OP:	0	0		0	0	0	0	0	0	0	0
	OT:	0	1	1	0	0	0	0	0	0	0	0
Reest -	BA:	0	0	0	0	0	0	0	0	0	0	0
Orig	OP:	-7	-10		0	0	0	0	0	0	0	0
	OT:	-7	-9	-5	0	0	0	0	0	0	0	0
Trust fund share of pipeline safety												
069 8121 0 7 407 AA01 TT TT 03 0												
Appropriation												
Pres 16	BA:	20	20	20	21	21	21	22	22	23	23	23
Reest	OP:	10	10		21	21	21	22	22	23	23	23
	OT:	20	20	20	21	21	21	22	22	23	23	23
Mar 15	BA:	20	20	21	21	22	22	22	23	23	24	24
Base	OP:	10	10		21	22	22	22	23	23	24	24
	OT:	20	20	21	21	22	22	22	23	23	24	24
Orig	BA:	20	20	20	21	21	21	22	22	23	23	23
Pres	OP:	10	10		20	21	21	22	22	22	23	23
	OT:	20	20	20	20	21	21	22	22	22	23	23
Reest -	BA:	0	0	-1	0	-1	-1	0	-1	0	-1	-1
Mar15	OP:	0	0		0	-1	-1	0	0	0	-1	-1
	OT:	0	0	-1	0	-1	-1	0	-1	0	-1	-1
Reest -	BA:	0	0	0	0	0	0	0	0	0	0	0
Orig	OP:	0	0		0	0	0	0	0	0	0	0
	OT:	0	0	0	1	0	0	0	0	1	0	0



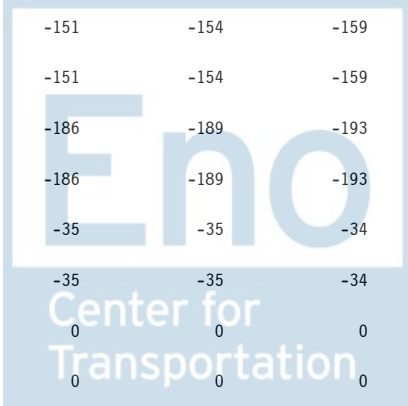
Sorted by FUNC, SFUN, TID, SUB
 (amounts in millions)

		2015	2016	2017	2018	2019	2020	2021	2022	2023	2024	2025
TRANSPORTATION (400)												
Department of Transportation												
Pipeline safety user fees, DOT												
069 9990 8 1 407 AA01 TT TT 03 A												
Appropriation												
Pres 16	BA:	-125	-152	-159	-162	-164	-165	-170	-173	-176	-180	-183
Reest	OP:	0	0									
	OT:	-125	-152	-159	-162	-164	-165	-170	-173	-176	-180	-183
Mar 15	BA:	-125	-129	-132	-135	-138	-142	-145	-149	-152	-156	-161
Base	OP:	0	0									
	OT:	-125	-129	-132	-135	-138	-142	-145	-149	-152	-156	-161
Orig	BA:	-125	-156	-159	-162	-164	-165	-170	-173	-176	-180	-183
Pres	OP:	0	0									
	OT:	-125	-156	-159	-162	-164	-165	-170	-173	-176	-180	-183
Reest -	BA:	0	-23	-27	-27	-26	-23	-25	-24	-24	-24	-22
Mar15	OP:	0	0									
	OT:	0	-23	-27	-27	-26	-23	-25	-24	-24	-24	-22
Reest -	BA:	0	4	0	0	0	0	0	0	0	0	0
Orig	OP:	0	0									
	OT:	0	4	0	0	0	0	0	0	0	0	0



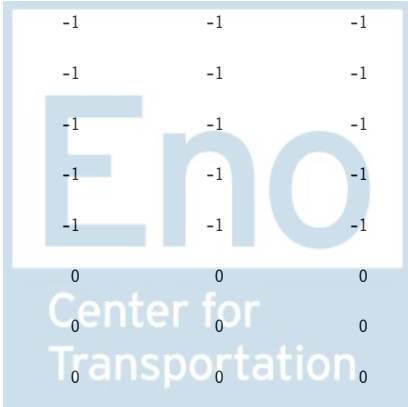
Sorted by FUNC, SFUN, TID, SUB
 (amounts in millions)

		2015	2016	2017	2018	2019	2020	2021	2022	2023	2024	2025
TRANSPORTATION (400)												
069 9990 8 1 407 AC01 TT TT 03 0												
Appropriation - Existing Law Change design fee												
Pres 16	BA:	-2	-2	-12	-12	-12	-12	-13	-13	-13	-13	-13
Reest	OP:	0	0									
	OT:	-2	-2	-12	-12	-12	-12	-13	-13	-13	-13	-13
Mar 15	BA:	-2	-2	-2	-2	-2	-2	-2	-2	-2	-3	-3
Base	OP:	0	0									
	OT:	-2	-2	-2	-2	-2	-2	-2	-2	-2	-3	-3
Orig	BA:	0	-12	-12	-12	-12	-12	-13	-13	-13	-13	-13
Pres	OP:	0	0									
	OT:	0	-12	-12	-12	-12	-12	-13	-13	-13	-13	-13
Reest -	BA:	0	0	-10	-10	-10	-10	-11	-11	-11	-10	-10
Mar15	OP:	0	0									
	OT:	0	0	-10	-10	-10	-10	-11	-11	-11	-10	-10
Reest -	BA:	-2	10	0	0	0	0	0	0	0	0	0
Orig	OP:	0	0									
	OT:	-2	10	0	0	0	0	0	0	0	0	0
Account Total for Pipeline safety user fees, DOT												
Pres 16	BA:	-127	-154	-171	-174	-176	-177	-183	-186	-189	-193	-196
Reest	OP:	0	0									
	OT:	-127	-154	-171	-174	-176	-177	-183	-186	-189	-193	-196
Mar 15	BA:	-127	-131	-134	-137	-140	-144	-147	-151	-154	-159	-164
Base	OP:	0	0									
	OT:	-127	-131	-134	-137	-140	-144	-147	-151	-154	-159	-164
Orig	BA:	-125	-168	-171	-174	-176	-177	-183	-186	-189	-193	-196
Pres	OP:	0	0									
	OT:	-125	-168	-171	-174	-176	-177	-183	-186	-189	-193	-196
Reest -	BA:	0	-23	-37	-37	-36	-33	-36	-35	-35	-34	-32
Mar15	OP:	0	0									
	OT:	0	-23	-37	-37	-36	-33	-36	-35	-35	-34	-32
Reest -	BA:	-2	14	0	0	0	0	0	0	0	0	0
Orig	OP:	0	0									
	OT:	-2	14	0	0	0	0	0	0	0	0	0



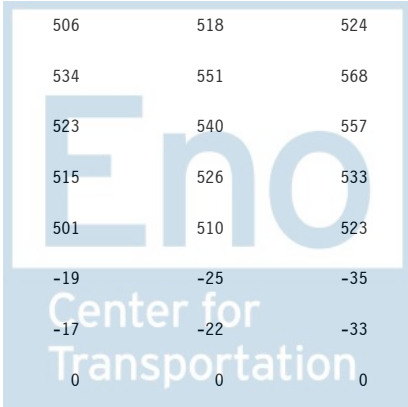
Sorted by FUNC, SFUN, TID, SUB
 (amounts in millions)

		2015	2016	2017	2018	2019	2020	2021	2022	2023	2024	2025
TRANSPORTATION (400)												
Emergency preparedness, hazardous materials												
069 9991 8 1 407 CB01 XX XX 20 A												
Offsetting Receipts												
Pres 16	BA:	-28	-28	-28	-28	-28	-28	-28	-28	-28	-28	-28
Reest	OP:	0	0									
	OT:	-28	-28	-28	-28	-28	-28	-28	-28	-28	-28	-28
Mar 15	BA:	-28	-28	-28	-28	-28	-28	-28	-28	-28	-28	-28
Base	OP:	0	0									
	OT:	-28	-28	-28	-28	-28	-28	-28	-28	-28	-28	-28
Orig	BA:	-26	-28	-28	-28	-28	-28	-28	-28	-28	-28	-28
Pres	OP:	0	0									
	OT:	-26	-28	-28	-28	-28	-28	-28	-28	-28	-28	-28
Reest -	BA:	0	0	0	0	0	0	0	0	0	0	0
Mar15	OP:	0	0									
	OT:	0	0	0	0	0	0	0	0	0	0	0
Reest -	BA:	-2	0	0	0	0	0	0	0	0	0	0
Orig	OP:	0	0									
	OT:	-2	0	0	0	0	0	0	0	0	0	0
Registration, filing and permit fees, hazardous materials, transportation												
069 9992 8 1 407 CB01 XX XX 20 0												
Offsetting Receipts												
Pres 16	BA:	-1	-1	-1	-1	-1	-1	-1	-1	-1	-1	-1
Reest	OP:	0	0									
	OT:	-1	-1	-1	-1	-1	-1	-1	-1	-1	-1	-1
Mar 15	BA:	-1	-1	-1	-1	-1	-1	-1	-1	-1	-1	-1
Base	OP:	0	0									
	OT:	-1	-1	-1	-1	-1	-1	-1	-1	-1	-1	-1
Orig	BA:	-1	-1	-1	-1	-1	-1	-1	-1	-1	-1	-1
Pres	OP:	0	0									
	OT:	-1	-1	-1	-1	-1	-1	-1	-1	-1	-1	-1
Reest -	BA:	0	0	0	0	0	0	0	0	0	0	0
Mar15	OP:	0	0									
	OT:	0	0	0	0	0	0	0	0	0	0	0
Reest -	BA:	0	0	0	0	0	0	0	0	0	0	0
Orig	OP:	0	0									
	OT:	0	0	0	0	0	0	0	0	0	0	0



Sorted by FUNC, SFUN, TID, SUB
 (amounts in millions)

		2015	2016	2017	2018	2019	2020	2021	2022	2023	2024	2025
TRANSPORTATION (400)												
National Transportation Safety Board												
National Transportation Safety Board												
Salaries and Expenses												
424 0310 0 1 407 AA01 TT TT 03 0												
Appropriation												
Pres 16	BA:	104	105	107	109	110	111	114	116	118	121	123
Reest	OP:	15	17									
	OT:	103	106	109	109	110	111	114	116	118	120	123
Mar 15	BA:	104	107	111	114	118	123	127	131	135	140	145
Base	OP:	15	17									
	OT:	103	108	112	113	117	122	126	130	134	139	144
Orig	BA:	104	105	107	109	110	111	114	116	118	121	123
Pres	OP:	20	21									
	OT:	103	105	107	108	110	111	113	116	117	121	122
Reest -	BA:	0	-2	-4	-5	-8	-12	-13	-15	-17	-19	-22
Mar15	OP:	0	0									
	OT:	0	-2	-3	-4	-7	-11	-12	-14	-16	-19	-21
Reest -	BA:	0	0	0	0	0	0	0	0	0	0	0
Orig	OP:	-5	-4									
	OT:	0	1	2	1	0	0	1	0	1	-1	1
Subfunction Total for 407 Other transportation (407)												
Pres 16	BA:	543	473	471	482	487	491	502	515	526	533	545
Reest	OP:	147	188									
	OT:	406	460	503	503	491	486	494	506	518	524	537
Mar 15	BA:	543	437	454	469	484	499	516	534	551	568	585
Base	OP:	147	188									
	OT:	406	449	493	490	487	489	505	523	540	557	574
Orig	BA:	431	464	471	482	487	491	502	515	526	533	545
Pres	OP:	478	260									
	OT:	619	503	510	469	474	480	489	501	510	523	533
Reest -	BA:	0	36	17	13	3	-8	-14	-19	-25	-35	-40
Mar15	OP:	0	0									
	OT:	0	11	10	13	4	-3	-11	-17	-22	-33	-37
Reest -	BA:	112	9	0	0	0	0	0	0	0	0	0
Orig	OP:	-331	-72									
	OT:	-213	-43	-7	34	17	6	5	5	8	1	4



Sorted by FUNC, SFUN, TID, SUB
(amounts in millions)

	2015	2016	2017	2018	2019	2020	2021	2022	2023	2024	2025
TRANSPORTATION (400)											



Sorted by FUNC, SFUN, TID, SUB
 (amounts in millions)

		2015	2016	2017	2018	2019	2020	2021	2022	2023	2024	2025
Function Total for 400 TRANSPORTATION (400)												
Pres 16	BA:	85,569	107,196	108,014	109,096	110,177	111,465	113,149	94,207	96,051	97,928	99,838
Reest	OP:	55,918	56,860									
	OT:	89,236	94,865	98,555	100,244	102,000	103,310	104,702	105,490	105,531	105,345	105,793
Mar 15	BA:	85,537	85,974	86,837	87,680	88,577	89,506	90,440	91,415	92,397	93,409	94,450
Base	OP:	55,918	56,851									
	OT:	89,218	90,953	92,429	92,403	93,770	95,358	96,860	98,516	100,148	101,528	103,448
Orig	BA:	84,986	107,786	108,634	109,731	110,740	112,613	114,260	95,285	97,171	100,655	102,660
Pres	OP:	58,040	58,234									
	OT:	92,893	98,742	103,830	107,203	108,123	109,784	110,927	109,234	105,169	104,874	104,592
Reest -	BA:	32	21,222	21,177	21,416	21,600	21,959	22,709	2,792	3,654	4,519	5,388
Mar15	OP:	0	9									
	OT:	18	3,912	6,126	7,841	8,230	7,952	7,842	6,974	5,383	3,817	2,345
Reest -	BA:	583	-590	-620	-635	-563	-1,148	-1,111	-1,078	-1,120	-2,727	-2,822
Orig	OP:	-2,122	-1,374									
	OT:	-3,657	-3,877	-5,275	-6,959	-6,123	-6,474	-6,225	-3,744	362	471	1,201



Sorted by FUNC, SFUN, TID, SUB
(amounts in millions)

2015 2016 2017 2018 2019 2020 2021 2022 2023 2024 2025



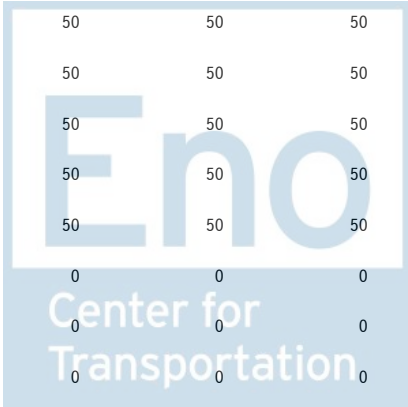
Sorted by FUNC, SFUN, TID, SUB
 (amounts in millions)

	2015	2016	2017	2018	2019	2020	2021	2022	2023	2024	2025
COMMUNITY AND REGIONAL DEVELOPMENT (450)											
Community development (451)											
Department of Agriculture											
Rural Business Cooperative Service											
Healthy Food Financing Initiative											
012 0015 0 1 451 AA01 AR AR 03											
Appropriation											
Pres 16 BA:	0	13	13	14	14	14	14	14	15	15	15
Reest OP:	0	0									
OT:	0	2	14	16	14	14	14	14	14	15	15
Mar 15 BA:	0	0	0	0	0	0	0	0	0	0	0
Base OP:	0	0									
OT:	0	0	0	0	0	0	0	0	0	0	0
Orig BA:	0	13	13	14	14	14	14	14	15	15	15
Pres OP:	0	0									
OT:	0	0	3	7	9	11	12	13	14	14	15
Reest - BA:	0	13	13	14	14	14	14	14	15	15	15
Mar15 OP:	0	0									
OT:	0	2	14	16	14	14	14	14	14	15	15
Reest - BA:	0	0	0	0	0	0	0	0	0	0	0
Orig OP:	0	0									
OT:	0	2	11	9	5	3	2	1	0	1	0




Sorted by FUNC, SFUN, TID, SUB
 (amounts in millions)

		2015	2016	2017	2018	2019	2020	2021	2022	2023	2024	2025
COMMUNITY AND REGIONAL DEVELOPMENT (450)												
Rural Energy for America Program												
012 1908 0 1 451 AA01 AR AR 03 0												
Appropriation												
Pres 16	BA:	1	10	10	10	10	10	10	12	12	12	12
Reest	OP:	2	1									
	OT:	2	3	6	8	9	10	10	10	11	11	11
Mar 15	BA:	1	1	1	1	1	1	1	1	1	1	1
Base	OP:	2	1									
	OT:	2	1	1	1	1	1	1	1	1	1	1
Orig	BA:	1	10	10	10	10	10	10	12	12	12	12
Pres	OP:	3	0									
	OT:	3	0	7	9	9	9	10	10	10	12	12
Reest -	BA:	0	9	9	9	9	9	9	11	11	11	11
Mar15	OP:	0	0									
	OT:	0	2	5	7	8	9	9	9	10	10	10
Reest -	BA:	0	0	0	0	0	0	0	0	0	0	0
Orig	OP:	-1	1									
	OT:	-1	3	-1	-1	0	1	0	0	1	-1	-1
012 1908 0 1 451 BA01 20 64 10 A												
Federal Fund												
Farm Bill - Rural Energy for America												
Pres 16	BA:	50	50	50	50	50	50	50	50	50	50	50
Reest	OP:	45	55									
	OT:	55	65	65	58	50	50	50	50	50	50	50
Mar 15	BA:	50	50	50	50	50	50	50	50	50	50	50
Base	OP:	45	55									
	OT:	55	65	65	58	50	50	50	50	50	50	50
Orig	BA:	46	50	50	50	50	50	50	50	50	50	50
Pres	OP:	35	75									
	OT:	38	77	61	56	52	50	50	50	50	50	50
Reest -	BA:	0	0	0	0	0	0	0	0	0	0	0
Mar15	OP:	0	0									
	OT:	0	0	0	0	0	0	0	0	0	0	0
Reest -	BA:	4	0	0	0	0	0	0	0	0	0	0
Orig	OP:	10	-20									
	OT:	17	-12	4	2	-2	0	0	0	0	0	0



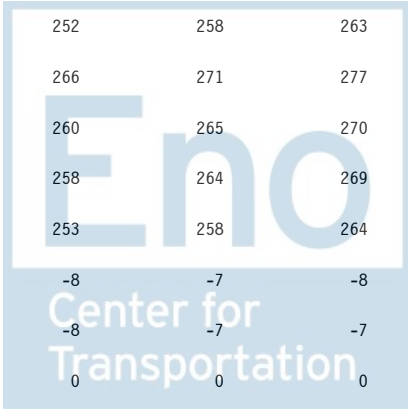
Sorted by FUNC, SFUN, TID, SUB
 (amounts in millions)

		2015	2016	2017	2018	2019	2020	2021	2022	2023	2024	2025
COMMUNITY AND REGIONAL DEVELOPMENT (450)												
012 1908 0 1 451 BA04 20 64 10 N RG												
Federal Fund												
Pres 16	BA:	-16	0	0	0	0	0	0	0	0	0	0
Reest	OP:	0	0									
	OT:	-16	0	0	0	0	0	0	0	0	0	0
Mar 15	BA:	-16	0	0	0	0	0	0	0	0	0	0
Base	OP:	0	0									
	OT:	-16	0	0	0	0	0	0	0	0	0	0
Orig	BA:	-16	0	0	0	0	0	0	0	0	0	0
Pres	OP:	0	0									
	OT:	-16	0	0	0	0	0	0	0	0	0	0
Reest -	BA:	0	0	0	0	0	0	0	0	0	0	0
Mar15	OP:	0	0									
	OT:	0	0	0	0	0	0	0	0	0	0	0
Reest -	BA:	0	0	0	0	0	0	0	0	0	0	0
Orig	OP:	0	0									
	OT:	0	0	0	0	0	0	0	0	0	0	0
012 1908 0 1 451 BS01 20 64 10 A												
Sequester												
Pres 16	BA:	-4	0	0	0	0	0	0	0	0	0	0
Reest	OP:	0	0									
	OT:	-4	0	0	0	0	0	0	0	0	0	0
Mar 15	BA:	-4	-3	0	0	0	0	0	0	0	0	0
Base	OP:	0	0									
	OT:	-4	-3	0	0	0	0	0	0	0	0	0
Orig	BA:	0	0	0	0	0	0	0	0	0	0	0
Pres	OP:	0	0									
	OT:	0	0	0	0	0	0	0	0	0	0	0
Reest -	BA:	0	3	0	0	0	0	0	0	0	0	0
Mar15	OP:	0	0									
	OT:	0	3	0	0	0	0	0	0	0	0	0
Reest -	BA:	-4	0	0	0	0	0	0	0	0	0	0
Orig	OP:	0	0									
	OT:	-4	0	0	0	0	0	0	0	0	0	0




Sorted by FUNC, SFUN, TID, SUB
 (amounts in millions)

		2015	2016	2017	2018	2019	2020	2021	2022	2023	2024	2025
COMMUNITY AND REGIONAL DEVELOPMENT (450)												
Account Total for Rural Energy for America Program												
Pres 16	BA:	31	60	60	60	60	60	60	62	62	62	62
Reest	OP:	47	56		66	59	60	60	60	61	61	61
	OT:	37	68	71								
Mar 15	BA:	31	48	51	51	51	51	51	51	51	51	51
Base	OP:	47	56		59	51	51	51	51	51	51	51
	OT:	37	63	66								
Orig	BA:	31	60	60	60	60	60	60	62	62	62	62
Pres	OP:	38	75		65	61	59	60	60	60	62	62
	OT:	25	77	68								
Reest -	BA:	0	12	9	9	9	9	9	11	11	11	11
Mar15	OP:	0	0		7	8	9	9	9	10	10	10
	OT:	0	5	5								
Reest -	BA:	0	0	0	0	0	0	0	0	0	0	0
Orig	OP:	9	-19		1	-2	1	0	0	1	-1	-1
	OT:	12	-9	3								
Department of the Treasury												
Departmental Offices												
Community development financial institutions fund program account												
020 1881 0 1 451 AA01 FS FS 03 0 AD												
Appropriation												
Pres 16	BA:	231	234	239	243	246	248	253	258	264	269	274
Reest	OP:	146	140		238	242	244	247	252	258	263	268
	OT:	238	234	234								
Mar 15	BA:	231	235	239	244	249	255	260	266	271	277	283
Base	OP:	146	140		238	243	249	254	260	265	270	276
	OT:	238	234	234								
Orig	BA:	231	234	239	243	246	248	253	258	264	269	274
Pres	OP:	157	140		239	243	245	249	253	258	264	269
	OT:	226	210	258								
Reest -	BA:	0	-1	0	-1	-3	-7	-7	-8	-7	-8	-9
Mar15	OP:	0	0		0	-1	-5	-7	-8	-7	-7	-8
	OT:	0	0	0								
Reest -	BA:	0	0	0	0	0	0	0	0	0	0	0
Orig	OP:	-11	0		-1	-1	-1	-2	-1	0	-1	-1
	OT:	12	24	-24								




Sorted by FUNC, SFUN, TID, SUB
 (amounts in millions)

		2015	2016	2017	2018	2019	2020	2021	2022	2023	2024	2025
COMMUNITY AND REGIONAL DEVELOPMENT (450)												
020 1881 0 1 451 BA01 24 78 10 N RD												
Federal Fund												
Pres 16	BA:	-2	0	0	0	0	0	0	0	0	0	0
Reest	OP:	0	0									
	OT:	-2	0	0	0	0	0	0	0	0	0	0
Mar 15	BA:	-2	0	0	0	0	0	0	0	0	0	0
Base	OP:	0	0									
	OT:	-2	0	0	0	0	0	0	0	0	0	0
Orig	BA:	-2	0	0	0	0	0	0	0	0	0	0
Pres	OP:	0	0									
	OT:	-2	0	0	0	0	0	0	0	0	0	0
Reest -	BA:	0	0	0	0	0	0	0	0	0	0	0
Mar15	OP:	0	0									
	OT:	0	0	0	0	0	0	0	0	0	0	0
Reest -	BA:	0	0	0	0	0	0	0	0	0	0	0
Orig	OP:	0	0									
	OT:	0	0	0	0	0	0	0	0	0	0	0
020 1881 0 1 451 BA03 24 78 10 SD												
Federal Fund												
Pres 16	BA:	0	0	0	0	0	0	0	0	0	0	0
Reest	OP:	0	0									
	OT:	0	0	0	0	0	0	0	0	0	0	0
Mar 15	BA:	0	0	0	0	0	0	0	0	0	0	0
Base	OP:	0	0									
	OT:	0	0	0	0	0	0	0	0	0	0	0
Orig	BA:	1	64	78	103	95	96	96	95	96	95	95
Pres	OP:	1	1									
	OT:	1	64	78	103	95	96	96	95	96	95	95
Reest -	BA:	0	0	0	0	0	0	0	0	0	0	0
Mar15	OP:	0	0									
	OT:	0	0	0	0	0	0	0	0	0	0	0
Reest -	BA:	-1	-64	-78	-103	-95	-96	-96	-95	-96	-95	-95
Orig	OP:	-1	-1									
	OT:	-1	-64	-78	-103	-95	-96	-96	-95	-96	-95	-95



Sorted by FUNC, SFUN, TID, SUB
 (amounts in millions)

		2015	2016	2017	2018	2019	2020	2021	2022	2023	2024	2025
COMMUNITY AND REGIONAL DEVELOPMENT (450)												
Account Total for Community development financial institutions fund program account												
Pres 16	BA:	229	234	239	243	246	248	253	258	264	269	274
Reest	OP:	146	140									
	OT:	236	234	234	238	242	244	247	252	258	263	268
Mar 15	BA:	229	235	239	244	249	255	260	266	271	277	283
Base	OP:	146	140									
	OT:	236	234	234	238	243	249	254	260	265	270	276
Orig	BA:	230	298	317	346	341	344	349	353	360	364	369
Pres	OP:	158	141									
	OT:	225	274	336	342	338	341	345	348	354	359	364
Reest -	BA:	0	-1	0	-1	-3	-7	-7	-8	-7	-8	-9
Mar15	OP:	0	0									
	OT:	0	0	0	0	-1	-5	-7	-8	-7	-7	-8
Reest -	BA:	-1	-64	-78	-103	-95	-96	-96	-95	-96	-95	-95
Orig	OP:	-12	-1									
	OT:	11	-40	-102	-104	-96	-97	-98	-96	-96	-96	-96
Capital Magnet Fund, Community Development Financial Institution												
020 8524 0 7 451 BA02 24 68 10 A												
Federal Fund												
Pres 16	BA:	0	72	88	142	158	162	164	171	190	198	205
Reest	OP:	0	0									
	OT:	0	43	82	120	152	160	163	168	182	195	202
Mar 15	BA:	0	72	88	142	158	162	164	171	190	198	205
Base	OP:	0	0									
	OT:	0	43	82	120	152	160	163	168	182	195	202
Orig	BA:	0	0	0	0	0	0	0	0	0	0	0
Pres	OP:	0	0									
	OT:	0	0	0	0	0	0	0	0	0	0	0
Reest -	BA:	0	0	0	0	0	0	0	0	0	0	0
Mar15	OP:	0	0									
	OT:	0	0	0	0	0	0	0	0	0	0	0
Reest -	BA:	0	72	88	142	158	162	164	171	190	198	205
Orig	OP:	0	0									
	OT:	0	43	82	120	152	160	163	168	182	195	202



Sorted by FUNC, SFUN, TID, SUB
 (amounts in millions)

		2015	2016	2017	2018	2019	2020	2021	2022	2023	2024	2025
COMMUNITY AND REGIONAL DEVELOPMENT (450)												
Capital Magnet Fund, Community Development Financial Institutions												
020 8880 0 7 451 CBO1 XX XX 20 A												
Offsetting Receipts												
Pres 16	BA:	0	-72	-88	-142	-158	-162	-164	-171	-190	-198	-205
Reest	OP:	0	0									
	OT:	0	-72	-88	-142	-158	-162	-164	-171	-190	-198	-205
Mar 15	BA:	0	-72	-88	-142	-158	-162	-164	-171	-190	-198	-205
Base	OP:	0	0									
	OT:	0	-72	-88	-142	-158	-162	-164	-171	-190	-198	-205
Orig	BA:	0	-64	-77	-102	-94	-95	-95	-94	-95	-94	-94
Pres	OP:	0	0									
	OT:	0	-64	-77	-102	-94	-95	-95	-94	-95	-94	-94
Reest -	BA:	0	0	0	0	0	0	0	0	0	0	0
Mar15	OP:	0	0									
	OT:	0	0	0	0	0	0	0	0	0	0	0
Reest -	BA:	0	-8	-11	-40	-64	-67	-69	-77	-95	-104	-111
Orig	OP:	0	0									
	OT:	0	-8	-11	-40	-64	-67	-69	-77	-95	-104	-111



Sorted by FUNC, SFUN, TID, SUB
 (amounts in millions)

		2015	2016	2017	2018	2019	2020	2021	2022	2023	2024	2025
COMMUNITY AND REGIONAL DEVELOPMENT (450)												
Neighborhood Reinvestment Corporation												
Neighborhood Reinvestment Corporation												
Payment to the Neighborhood Reinvestment Corporation												
082 1300 0 1 451 AA01 TT TT 03 0												
Appropriation												
Pres 16	BA:	185	182	186	190	191	193	197	201	205	209	214
Reest	OP:	0	0									
	OT:	185	182	186	190	191	193	197	201	205	209	214
Mar 15	BA:	185	188	191	195	199	203	207	211	216	220	224
Base	OP:	0	0									
	OT:	185	188	191	195	199	203	207	211	216	220	224
Orig	BA:	185	182	186	190	191	193	197	201	205	209	214
Pres	OP:	0	0									
	OT:	185	182	186	190	191	193	197	201	205	209	214
Reest -	BA:	0	-6	-5	-5	-8	-10	-10	-10	-11	-11	-10
Mar15	OP:	0	0									
	OT:	0	-6	-5	-5	-8	-10	-10	-10	-11	-11	-10
Reest -	BA:	0	0	0	0	0	0	0	0	0	0	0
Orig	OP:	0	0									
	OT:	0	0	0	0	0	0	0	0	0	0	0




Sorted by FUNC, SFUN, TID, SUB
 (amounts in millions)

		2015	2016	2017	2018	2019	2020	2021	2022	2023	2024	2025
COMMUNITY AND REGIONAL DEVELOPMENT (450)												
Department of Housing and Urban Development												
Policy Development and Research												
Research and technology												
086 0108 0 1 451 AA01 TT TT 03 0												
Appropriation												
Pres 16	BA:	72	50	51	52	53	53	54	55	56	57	59
Reest	OP:	13	16									
	OT:	63	51	51	52	52	52	53	54	55	56	58
Mar 15	BA:	72	73	74	76	77	79	81	82	84	86	87
Base	OP:	13	16									
	OT:	63	67	70	74	76	77	79	80	82	84	85
Orig	BA:	72	50	51	52	53	53	54	55	56	57	59
Pres	OP:	12	24									
	OT:	65	60	50	52	53	53	53	55	56	57	58
Reest -	BA:	0	-23	-23	-24	-24	-26	-27	-27	-28	-29	-28
Mar15	OP:	0	0									
	OT:	0	-16	-19	-22	-24	-25	-26	-26	-27	-28	-27
Reest -	BA:	0	0	0	0	0	0	0	0	0	0	0
Orig	OP:	1	-8									
	OT:	-2	-9	1	0	-1	-1	0	-1	-1	-1	0



Sorted by FUNC, SFUN, TID, SUB
 (amounts in millions)

		2015	2016	2017	2018	2019	2020	2021	2022	2023	2024	2025
COMMUNITY AND REGIONAL DEVELOPMENT (450)												
Community Planning and Development												
Community development fund												
086 0162 0 1 451 AA01 TT TT 03 0												
Appropriation												
Pres 16	BA:	3,066	2,880	2,917	2,976	3,005	3,035	3,096	3,158	3,221	3,286	3,351
Reest	OP:	3,105	3,136									
	OT:	3,120	3,150	3,040	2,930	2,919	2,956	2,988	3,024	3,076	3,136	3,199
Mar 15	BA:	3,066	3,112	3,167	3,232	3,296	3,363	3,431	3,501	3,572	3,645	3,719
Base	OP:	3,105	3,136									
	OT:	3,120	3,152	3,095	3,105	3,150	3,211	3,274	3,339	3,407	3,476	3,547
Orig	BA:	3,066	2,860	2,917	2,976	3,005	3,035	3,096	3,158	3,221	3,286	3,351
Pres	OP:	7,339	6,895									
	OT:	7,370	6,924	6,586	5,872	5,046	3,893	3,613	3,346	3,094	3,155	3,218
Reest -	BA:	0	-232	-250	-256	-291	-328	-335	-343	-351	-359	-368
Mar15	OP:	0	0									
	OT:	0	-2	-55	-175	-231	-255	-286	-315	-331	-340	-348
Reest -	BA:	0	20	0	0	0	0	0	0	0	0	0
Orig	OP:	-4,234	-3,759									
	OT:	-4,250	-3,774	-3,546	-2,942	-2,127	-937	-625	-322	-18	-19	-19
086 0162 0 1 451 AA02 TT TT 03 0												
Appropriation												
Pres 16	BA:	0	0	0	0	0	0	0	0	0	0	0
Reest	OP:	3,651	4,055									
	OT:	3,651	4,055	3,634	2,542	1,716	1,000	656	452	0	0	0
Mar 15	BA:	0	0	0	0	0	0	0	0	0	0	0
Base	OP:	3,651	4,055									
	OT:	3,651	4,055	3,634	2,542	1,716	1,000	656	452	0	0	0
Orig	BA:	0	0	0	0	0	0	0	0	0	0	0
Pres	OP:	0	0									
	OT:	0	0	0	0	0	0	0	0	0	0	0
Reest -	BA:	0	0	0	0	0	0	0	0	0	0	0
Mar15	OP:	0	0									
	OT:	0	0	0	0	0	0	0	0	0	0	0
Reest -	BA:	0	0	0	0	0	0	0	0	0	0	0
Orig	OP:	3,651	4,055									
	OT:	3,651	4,055	3,634	2,542	1,716	1,000	656	452	0	0	0



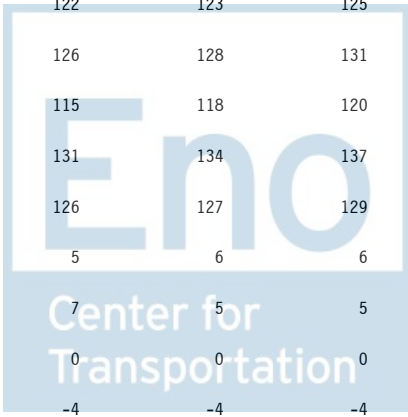
Sorted by FUNC, SFUN, TID, SUB
 (amounts in millions)

		2015	2016	2017	2018	2019	2020	2021	2022	2023	2024	2025
COMMUNITY AND REGIONAL DEVELOPMENT (450)												
086 0162 0 1 451 AA04 TT TT 03												
Appropriation												
transfer to TI												
Pres 16	BA:	0	-20	0	0	0	0	0	0	0	0	0
Reest	OP:	0	0									
	OT:	0	0	-5	-10	-4	-1	0	0	0	0	0
Mar 15	BA:	0	0	0	0	0	0	0	0	0	0	0
Base	OP:	0	0									
	OT:	0	0	0	0	0	0	0	0	0	0	0
Orig	BA:	0	0	0	0	0	0	0	0	0	0	0
Pres	OP:	0	0									
	OT:	0	0	0	0	0	0	0	0	0	0	0
Reest -	BA:	0	-20	0	0	0	0	0	0	0	0	0
Mar15	OP:	0	0									
	OT:	0	0	-5	-10	-4	-1	0	0	0	0	0
Reest -	BA:	0	-20	0	0	0	0	0	0	0	0	0
Orig	OP:	0	0									
	OT:	0	0	-5	-10	-4	-1	0	0	0	0	0
086 0162 0 1 451 DE02 TT TT 03 A STIM09												
Supplemental Emergency												
Pres 16	BA:	0	0	0	0	0	0	0	0	0	0	0
Reest	OP:	36	30									
	OT:	36	30	8	0	0	0	0	0	0	0	0
Mar 15	BA:	0	0	0	0	0	0	0	0	0	0	0
Base	OP:	36	30									
	OT:	36	30	8	0	0	0	0	0	0	0	0
Orig	BA:	0	0	0	0	0	0	0	0	0	0	0
Pres	OP:	0	0									
	OT:	0	0	0	0	0	0	0	0	0	0	0
Reest -	BA:	0	0	0	0	0	0	0	0	0	0	0
Mar15	OP:	0	0									
	OT:	0	0	0	0	0	0	0	0	0	0	0
Reest -	BA:	0	0	0	0	0	0	0	0	0	0	0
Orig	OP:	36	30									
	OT:	36	30	8	0	0	0	0	0	0	0	0



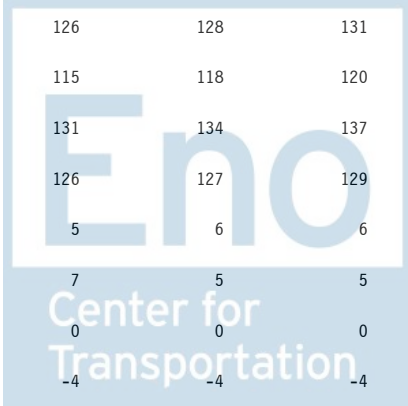
Sorted by FUNC, SFUN, TID, SUB
 (amounts in millions)

		2015	2016	2017	2018	2019	2020	2021	2022	2023	2024	2025
COMMUNITY AND REGIONAL DEVELOPMENT (450)												
Account Total for Community development fund												
Pres 16	BA:	3,066	2,860	2,917	2,976	3,005	3,035	3,096	3,158	3,221	3,286	3,351
Reest	OP:	6,792	7,221									
	OT:	6,807	7,235	6,677	5,462	4,631	3,955	3,644	3,476	3,076	3,136	3,199
Mar 15	BA:	3,066	3,112	3,167	3,232	3,296	3,363	3,431	3,501	3,572	3,645	3,719
Base	OP:	6,792	7,221									
	OT:	6,807	7,237	6,737	5,647	4,866	4,211	3,930	3,791	3,407	3,476	3,547
Orig	BA:	3,066	2,860	2,917	2,976	3,005	3,035	3,096	3,158	3,221	3,286	3,351
Pres	OP:	7,339	6,895									
	OT:	7,370	6,924	6,586	5,872	5,046	3,893	3,613	3,346	3,094	3,155	3,218
Reest -	BA:	0	-252	-250	-256	-291	-328	-335	-343	-351	-359	-368
Mar15	OP:	0	0									
	OT:	0	-2	-60	-185	-235	-256	-286	-315	-331	-340	-348
Reest -	BA:	0	0	0	0	0	0	0	0	0	0	0
Orig	OP:	-547	326									
	OT:	-563	311	91	-410	-415	62	31	130	-18	-19	-19
Office of Lead Hazard Control and Healthy Homes												
Lead hazard reduction												
086 0174 0 1 451 AA01 TT TT 03 0												
Appropriation												
Pres 16	BA:	110	120	121	124	125	126	129	131	134	137	139
Reest	OP:	118	111									
	OT:	119	112	108	111	115	118	120	122	123	125	128
Mar 15	BA:	110	112	114	116	118	121	123	126	128	131	133
Base	OP:	118	111									
	OT:	119	112	107	108	109	111	113	115	118	120	122
Orig	BA:	110	119	121	124	125	126	129	131	134	137	139
Pres	OP:	121	120									
	OT:	123	122	104	113	116	122	124	126	127	129	132
Reest -	BA:	0	8	7	8	7	5	6	5	6	6	6
Mar15	OP:	0	0									
	OT:	0	0	1	3	6	7	7	7	5	5	6
Reest -	BA:	0	1	0	0	0	0	0	0	0	0	0
Orig	OP:	-3	-9									
	OT:	-4	-10	4	-2	-1	-4	-4	-4	-4	-4	-4



Sorted by FUNC, SFUN, TID, SUB
 (amounts in millions)

		2015	2016	2017	2018	2019	2020	2021	2022	2023	2024	2025
COMMUNITY AND REGIONAL DEVELOPMENT (450)												
086 0174 0 1 451 AA02 TT TT 03												
Appropriation												
transfer to TI												
Pres 16	BA:	0	-1	0	0	0	0	0	0	0	0	0
Reest	OP:	0	0									
	OT:	0	0	0	0	0	0	0	0	0	0	0
Mar 15	BA:	0	0	0	0	0	0	0	0	0	0	0
Base	OP:	0	0									
	OT:	0	0	0	0	0	0	0	0	0	0	0
Orig	BA:	0	0	0	0	0	0	0	0	0	0	0
Pres	OP:	0	0									
	OT:	0	0	0	0	0	0	0	0	0	0	0
Reest -	BA:	0	-1	0	0	0	0	0	0	0	0	0
Mar15	OP:	0	0									
	OT:	0	0	0	0	0	0	0	0	0	0	0
Reest -	BA:	0	-1	0	0	0	0	0	0	0	0	0
Orig	OP:	0	0									
	OT:	0	0	0	0	0	0	0	0	0	0	0
Account Total for Lead hazard reduction												
Pres 16	BA:	110	119	121	124	125	126	129	131	134	137	139
Reest	OP:	118	111									
	OT:	119	112	108	111	115	118	120	122	123	125	128
Mar 15	BA:	110	112	114	116	118	121	123	126	128	131	133
Base	OP:	118	111									
	OT:	119	112	107	108	109	111	113	115	118	120	122
Orig	BA:	110	119	121	124	125	126	129	131	134	137	139
Pres	OP:	121	120									
	OT:	123	122	104	113	116	122	124	126	127	129	132
Reest -	BA:	0	7	7	8	7	5	6	5	6	6	6
Mar15	OP:	0	0									
	OT:	0	0	1	3	6	7	7	7	5	5	6
Reest -	BA:	0	0	0	0	0	0	0	0	0	0	0
Orig	OP:	-3	-9									
	OT:	-4	-10	4	-2	-1	-4	-4	-4	-4	-4	-4




Sorted by FUNC, SFUN, TID, SUB
 (amounts in millions)

		2015	2016	2017	2018	2019	2020	2021	2022	2023	2024	2025
COMMUNITY AND REGIONAL DEVELOPMENT (450)												
Management and Administration												
Office of Inspector General												
086 0189 0 1 451 AA01 TT TT 03 0												
Appropriation												
Pres 16	BA:	126	129	134	136	138	139	142	145	148	150	154
Reest	OP:	17	17									
	OT:	128	131	132	134	136	138	140	143	146	148	152
Mar 15	BA:	126	130	135	140	145	151	156	162	168	174	180
Base	OP:	17	17									
	OT:	128	131	133	138	143	149	154	160	166	172	178
Orig	BA:	126	131	134	136	138	139	142	145	148	150	154
Pres	OP:	21	23									
	OT:	126	132	135	136	138	138	142	144	148	149	154
Reest -	BA:	0	-1	-1	-4	-7	-12	-14	-17	-20	-24	-26
Mar15	OP:	0	0									
	OT:	0	0	-1	-4	-7	-11	-14	-17	-20	-24	-26
Reest -	BA:	0	-2	0	0	0	0	0	0	0	0	0
Orig	OP:	-4	-6									
	OT:	2	-1	-3	-2	-2	0	-2	-1	-2	-1	-2




Sorted by FUNC, SFUN, TID, SUB
 (amounts in millions)

		2015	2016	2017	2018	2019	2020	2021	2022	2023	2024	2025
COMMUNITY AND REGIONAL DEVELOPMENT (450)												
Community Planning and Development												
Community development loan guarantees program account												
086 0198 0 1 451 AA01 TT TT 03 0 SG												
Appropriation												
Pres 16	BA:	0	0	0	0	0	0	0	0	0	0	0
Reest	OP:	4	3									
	OT:	4	3	1	0	0	0	0	0	0	0	0
Mar 15	BA:	0	0	0	0	0	0	0	0	0	0	0
Base	OP:	4	3									
	OT:	4	3	1	0	0	0	0	0	0	0	0
Orig	BA:	0	0	0	0	0	0	0	0	0	0	0
Pres	OP:	5	5									
	OT:	5	5	4	2	1	0	0	0	0	0	0
Reest -	BA:	0	0	0	0	0	0	0	0	0	0	0
Mar15	OP:	0	0									
	OT:	0	0	0	0	0	0	0	0	0	0	0
Reest -	BA:	0	0	0	0	0	0	0	0	0	0	0
Orig	OP:	-1	-2									
	OT:	-1	-2	-3	-2	-1	0	0	0	0	0	0
086 0198 0 1 451 BA01 24 68 10 N RG												
Federal Fund												
Pres 16	BA:	-19	0	0	0	0	0	0	0	0	0	0
Reest	OP:	0	0									
	OT:	-19	0	0	0	0	0	0	0	0	0	0
Mar 15	BA:	-19	0	0	0	0	0	0	0	0	0	0
Base	OP:	0	0									
	OT:	-19	0	0	0	0	0	0	0	0	0	0
Orig	BA:	-19	0	0	0	0	0	0	0	0	0	0
Pres	OP:	0	0									
	OT:	-19	0	0	0	0	0	0	0	0	0	0
Reest -	BA:	0	0	0	0	0	0	0	0	0	0	0
Mar15	OP:	0	0									
	OT:	0	0	0	0	0	0	0	0	0	0	0
Reest -	BA:	0	0	0	0	0	0	0	0	0	0	0
Orig	OP:	0	0									
	OT:	0	0	0	0	0	0	0	0	0	0	0




Sorted by FUNC, SFUN, TID, SUB
 (amounts in millions)

		2015	2016	2017	2018	2019	2020	2021	2022	2023	2024	2025
COMMUNITY AND REGIONAL DEVELOPMENT (450)												
Account Total for Community development loan guarantees program account												
Pres 16	BA:	-19	0	0	0	0	0	0	0	0	0	0
Reest	OP:	4	3									
	OT:	-15	3	1	0	0	0	0	0	0	0	0
Mar 15	BA:	-19	0	0	0	0	0	0	0	0	0	0
Base	OP:	4	3									
	OT:	-15	3	1	0	0	0	0	0	0	0	0
Orig	BA:	-19	0	0	0	0	0	0	0	0	0	0
Pres	OP:	5	5									
	OT:	-14	5	4	2	1	0	0	0	0	0	0
Reest -	BA:	0	0	0	0	0	0	0	0	0	0	0
Mar15	OP:	0	0									
	OT:	0	0	0	0	0	0	0	0	0	0	0
Reest -	BA:	0	0	0	0	0	0	0	0	0	0	0
Orig	OP:	-1	-2									
	OT:	-1	-2	-3	-2	-1	0	0	0	0	0	0
Brownfields redevelopment												
086 0314 0 1 451 AA01 TT TT 03 0												
Appropriation												
Pres 16	BA:	0	0	0	0	0	0	0	0	0	0	0
Reest	OP:	6	4									
	OT:	6	4	3	0	0	0	0	0	0	0	0
Mar 15	BA:	0	0	0	0	0	0	0	0	0	0	0
Base	OP:	6	4									
	OT:	6	4	3	0	0	0	0	0	0	0	0
Orig	BA:	0	0	0	0	0	0	0	0	0	0	0
Pres	OP:	0	0									
	OT:	0	0	0	0	0	0	0	0	0	0	0
Reest -	BA:	0	0	0	0	0	0	0	0	0	0	0
Mar15	OP:	0	0									
	OT:	0	0	0	0	0	0	0	0	0	0	0
Reest -	BA:	0	0	0	0	0	0	0	0	0	0	0
Orig	OP:	6	4									
	OT:	6	4	3	0	0	0	0	0	0	0	0



Sorted by FUNC, SFUN, TID, SUB
 (amounts in millions)

		2015	2016	2017	2018	2019	2020	2021	2022	2023	2024	2025
COMMUNITY AND REGIONAL DEVELOPMENT (450)												
086 0314 0 1 451 IA01 TT TT 03 A												
Rescission												
sec.238												
Pres 16	BA:	-3	0	0	0	0	0	0	0	0	0	0
Reest	OP:	0	0									
	OT:	0	0	0	0	0	0	0	0	0	0	0
Mar 15	BA:	-3	0	0	0	0	0	0	0	0	0	0
Base	OP:	0	0									
	OT:	0	0	0	0	0	0	0	0	0	0	0
Orig	BA:	-3	0	0	0	0	0	0	0	0	0	0
Pres	OP:	5	5									
	OT:	5	5	5	5	1	0	0	0	0	0	0
Reest -	BA:	0	0	0	0	0	0	0	0	0	0	0
Mar15	OP:	0	0									
	OT:	0	0	0	0	0	0	0	0	0	0	0
Reest -	BA:	0	0	0	0	0	0	0	0	0	0	0
Orig	OP:	-5	-5									
	OT:	-5	-5	-5	-5	-1	0	0	0	0	0	0
Account Total for Brownfields redevelopment												
Pres 16	BA:	-3	0	0	0	0	0	0	0	0	0	0
Reest	OP:	6	4									
	OT:	6	4	3	0	0	0	0	0	0	0	0
Mar 15	BA:	-3	0	0	0	0	0	0	0	0	0	0
Base	OP:	6	4									
	OT:	6	4	3	0	0	0	0	0	0	0	0
Orig	BA:	-3	0	0	0	0	0	0	0	0	0	0
Pres	OP:	5	5									
	OT:	5	5	5	5	1	0	0	0	0	0	0
Reest -	BA:	0	0	0	0	0	0	0	0	0	0	0
Mar15	OP:	0	0									
	OT:	0	0	0	0	0	0	0	0	0	0	0
Reest -	BA:	0	0	0	0	0	0	0	0	0	0	0
Orig	OP:	1	-1									
	OT:	1	-1	-2	-5	-1	0	0	0	0	0	0




Sorted by FUNC, SFUN, TID, SUB
 (amounts in millions)

		2015	2016	2017	2018	2019	2020	2021	2022	2023	2024	2025
COMMUNITY AND REGIONAL DEVELOPMENT (450)												
Management and Administration												
Community Planning and Development Personnel Compensation and Be												
086 0338 0 1 451 AA01 TT TT 03 0												
Appropriation												
Pres 16	BA:	102	112	114	117	118	119	121	124	126	129	131
Reest	OP:	7	7									
	OT:	104	113	114	117	118	119	121	124	126	129	131
Mar 15	BA:	102	106	110	115	119	124	129	135	140	145	151
Base	OP:	7	7									
	OT:	104	108	110	115	119	124	129	135	140	145	151
Orig	BA:	102	112	114	117	118	119	121	124	126	129	131
Pres	OP:	7	3									
	OT:	108	114	117	117	118	119	121	124	125	129	131
Reest -	BA:	0	6	4	2	-1	-5	-8	-11	-14	-16	-20
Mar15	OP:	0	0									
	OT:	0	5	4	2	-1	-5	-8	-11	-14	-16	-20
Reest -	BA:	0	0	0	0	0	0	0	0	0	0	0
Orig	OP:	0	4									
	OT:	-4	-1	-3	0	0	0	0	0	1	0	0



Sorted by FUNC, SFUN, TID, SUB
 (amounts in millions)

		2015	2016	2017	2018	2019	2020	2021	2022	2023	2024	2025
COMMUNITY AND REGIONAL DEVELOPMENT (450)												
Policy Development and Research Personnel Compensation and Benef												
086 0339 0 1 451 AA01 TT TT 03 0												
Appropriation												
Pres 16	BA:	23	24	24	25	25	25	26	27	27	28	28
Reest	OP:	1	1									
	OT:	23	24	24	25	25	25	26	27	27	28	28
Mar 15	BA:	23	24	25	26	27	28	29	30	31	33	34
Base	OP:	1	1									
	OT:	23	24	25	26	27	28	29	30	31	33	34
Orig	BA:	23	24	24	25	25	25	26	27	27	28	28
Pres	OP:	1	0									
	OT:	24	24	24	25	25	25	26	27	27	28	28
Reest -	BA:	0	0	-1	-1	-2	-3	-3	-3	-4	-5	-6
Mar15	OP:	0	0									
	OT:	0	0	-1	-1	-2	-3	-3	-3	-4	-5	-6
Reest -	BA:	0	0	0	0	0	0	0	0	0	0	0
Orig	OP:	0	1									
	OT:	-1	0	0	0	0	0	0	0	0	0	0
Office of Healthy Homes and Lead Hazard Control Personnel Compen												
086 0341 0 1 451 AA01 TT TT 03 0												
Appropriation												
Pres 16	BA:	7	8	9	9	9	10	10	10	10	10	11
Reest	OP:	0	0									
	OT:	7	8	9	9	9	10	10	10	10	10	11
Mar 15	BA:	7	7	8	8	8	9	9	9	10	10	10
Base	OP:	0	0									
	OT:	7	7	8	8	8	9	9	9	10	10	10
Orig	BA:	7	9	9	9	9	10	10	10	10	10	11
Pres	OP:	0	0									
	OT:	7	9	9	9	9	10	10	10	10	10	11
Reest -	BA:	0	1	1	1	1	1	1	1	0	0	1
Mar15	OP:	0	0									
	OT:	0	1	1	1	1	1	1	1	0	0	1
Reest -	BA:	0	-1	0	0	0	0	0	0	0	0	0
Orig	OP:	0	0									
	OT:	0	-1	0	0	0	0	0	0	0	0	0



Sorted by FUNC, SFUN, TID, SUB
 (amounts in millions)

		2015	2016	2017	2018	2019	2020	2021	2022	2023	2024	2025
COMMUNITY AND REGIONAL DEVELOPMENT (450)												
Community Planning and Development												
Neighborhood Stabilization Program												
086 0344 0 1 451 BA01 24 68 10 0												
Federal Fund												
Pres 16	BA:	0	0	0	0	0	0	0	0	0	0	0
Reest	OP:	150	63									
	OT:	150	63	0	0	0	0	0	0	0	0	0
Mar 15	BA:	0	0	0	0	0	0	0	0	0	0	0
Base	OP:	150	63									
	OT:	150	63	0	0	0	0	0	0	0	0	0
Orig	BA:	0	0	0	0	0	0	0	0	0	0	0
Pres	OP:	247	72									
	OT:	247	72	9	12	0	0	0	0	0	0	0
Reest -	BA:	0	0	0	0	0	0	0	0	0	0	0
Mar15	OP:	0	0									
	OT:	0	0	0	0	0	0	0	0	0	0	0
Reest -	BA:	0	0	0	0	0	0	0	0	0	0	0
Orig	OP:	-97	-9									
	OT:	-97	-9	-9	-12	0	0	0	0	0	0	0



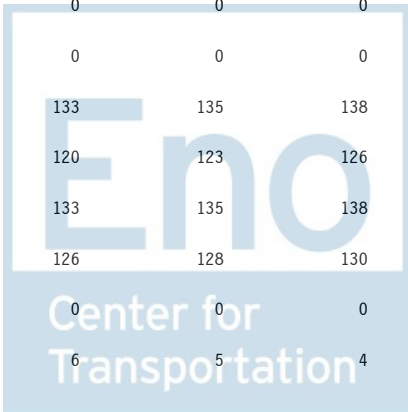
Sorted by FUNC, SFUN, TID, SUB
 (amounts in millions)

		2015	2016	2017	2018	2019	2020	2021	2022	2023	2024	2025
COMMUNITY AND REGIONAL DEVELOPMENT (450)												
Management and Administration												
Transformation Initiative												
086 0402 0 1 451 AA01 TT TT 03 0												
Appropriation												
transferred from other HUD accts												
Pres 16	BA:	0	120	122	125	126	127	130	133	135	138	141
Reest	OP:	79	52									
	OT:	79	57	29	65	97	122	124	126	128	130	133
Mar 15	BA:	0	0	0	0	0	0	0	0	0	0	0
Base	OP:	79	52									
	OT:	79	52	0	0	0	0	0	0	0	0	0
Orig	BA:	0	120	122	125	126	127	130	133	135	138	141
Pres	OP:	47	48									
	OT:	47	49	66	68	86	95	112	120	123	126	128
Reest -	BA:	0	120	122	125	126	127	130	133	135	138	141
Mar15	OP:	0	0									
	OT:	0	5	29	65	97	122	124	126	128	130	133
Reest -	BA:	0	0	0	0	0	0	0	0	0	0	0
Orig	OP:	32	4									
	OT:	32	8	-37	-3	11	27	12	6	5	4	5



Sorted by FUNC, SFUN, TID, SUB
 (amounts in millions)

		2015	2016	2017	2018	2019	2020	2021	2022	2023	2024	2025
COMMUNITY AND REGIONAL DEVELOPMENT (450)												
086 0402 0 1 451 AA02 TT TT 03 0												
Appropriation												
Pres 16	BA:	0	0	0	0	0	0	0	0	0	0	0
Reest	OP:	8	12		8	0	0	0	0	0	0	0
	OT:	8	12	10	8	0	0	0	0	0	0	0
Mar 15	BA:	0	0	0	0	0	0	0	0	0	0	0
Base	OP:	8	12		8	0	0	0	0	0	0	0
	OT:	8	12	10	8	0	0	0	0	0	0	0
Orig	BA:	0	0	0	0	0	0	0	0	0	0	0
Pres	OP:	0	0		0	0	0	0	0	0	0	0
	OT:	0	0	0	0	0	0	0	0	0	0	0
Reest -	BA:	0	0	0	0	0	0	0	0	0	0	0
Mar15	OP:	0	0		0	0	0	0	0	0	0	0
	OT:	0	0	0	0	0	0	0	0	0	0	0
Reest -	BA:	0	0	0	0	0	0	0	0	0	0	0
Orig	OP:	8	12		8	0	0	0	0	0	0	0
	OT:	8	12	10	8	0	0	0	0	0	0	0
Account Total for Transformation Initiative												
Pres 16	BA:	0	120	122	125	126	127	130	133	135	138	141
Reest	OP:	87	64		73	97	122	124	126	128	130	133
	OT:	87	69	39	73	97	122	124	126	128	130	133
Mar 15	BA:	0	0	0	0	0	0	0	0	0	0	0
Base	OP:	87	64		8	0	0	0	0	0	0	0
	OT:	87	64	10	8	0	0	0	0	0	0	0
Orig	BA:	0	120	122	125	126	127	130	133	135	138	141
Pres	OP:	47	48		68	86	95	112	120	123	126	128
	OT:	47	49	66	68	86	95	112	120	123	126	128
Reest -	BA:	0	120	122	125	126	127	130	133	135	138	141
Mar15	OP:	0	0		65	97	122	124	126	128	130	133
	OT:	0	5	29	65	97	122	124	126	128	130	133
Reest -	BA:	0	0	0	0	0	0	0	0	0	0	0
Orig	OP:	40	16		5	11	27	12	6	5	4	5
	OT:	40	20	-27	5	11	27	12	6	5	4	5



Sorted by FUNC, SFUN, TID, SUB
 (amounts in millions)

	2015	2016	2017	2018	2019	2020	2021	2022	2023	2024	2025
COMMUNITY AND REGIONAL DEVELOPMENT (450)											
Community Planning and Development											
Local Housing Policy Grants											
086 0455 0 1 451 EA01 24 68 10											
Proposed Legislation											
Pres 16 BA:	0	300	0	0	0	0	0	0	0	0	0
Reest OP:	0	0									
OT:	0	3	36	84	75	45	30	27	0	0	0
Mar 15 BA:	0	0	0	0	0	0	0	0	0	0	0
Base OP:	0	0									
OT:	0	0	0	0	0	0	0	0	0	0	0
Orig BA:	0	300	0	0	0	0	0	0	0	0	0
Pres OP:	0	0									
OT:	0	6	30	45	81	81	51	6	0	0	0
Reest - BA:	0	300	0	0	0	0	0	0	0	0	0
Mar15 OP:	0	0									
OT:	0	3	36	84	75	45	30	27	0	0	0
Reest - BA:	0	0	0	0	0	0	0	0	0	0	0
Orig OP:	0	0									
OT:	0	-3	6	39	-6	-36	-21	21	0	0	0



Sorted by FUNC, SFUN, TID, SUB
 (amounts in millions)

		2015	2016	2017	2018	2019	2020	2021	2022	2023	2024	2025
COMMUNITY AND REGIONAL DEVELOPMENT (450)												
Revolving fund (liquidating programs)												
086 4015 0 3 451 BD02 XX XX 10 A LQ												
Public Enterprise Fund												
Pres 16	BA:	1	1	1	1	1	1	1	1	1	1	1
Reest	OP:	0	0									
	OT:	0	0	0	0	0	0	0	0	0	0	0
Mar 15	BA:	1	1	1	1	1	1	1	1	1	1	1
Base	OP:	0	0									
	OT:	0	0	0	0	0	0	0	0	0	0	0
Orig	BA:	0	0	0	0	0	0	0	0	0	0	0
Pres	OP:	1	1									
	OT:	1	1	1	1	1	1	1	1	1	0	0
Reest -	BA:	0	0	0	0	0	0	0	0	0	0	0
Mar15	OP:	0	0									
	OT:	0	0	0	0	0	0	0	0	0	0	0
Reest -	BA:	1	1	1	1	1	1	1	1	1	1	1
Orig	OP:	-1	-1									
	OT:	-1	-1	-1	-1	-1	-1	-1	-1	-1	0	0




Sorted by FUNC, SFUN, TID, SUB
 (amounts in millions)

		2015	2016	2017	2018	2019	2020	2021	2022	2023	2024	2025
COMMUNITY AND REGIONAL DEVELOPMENT (450)												
Management and Administration												
Information Technology Fund												
086 4586 0 4 451 AA01 TT TT 03 0												
Appropriation												
Pres 16	BA:	250	334	341	347	351	354	362	369	376	384	391
Reest	OP:	230	216									
	OT:	280	283	313	335	344	349	353	360	366	374	381
Mar 15	BA:	250	254	258	264	269	274	280	286	291	297	303
Base	OP:	230	216									
	OT:	280	267	252	257	262	267	272	278	284	289	295
Orig	BA:	250	334	341	347	351	354	362	369	376	384	391
Pres	OP:	228	193									
	OT:	298	286	322	336	345	350	355	362	369	376	384
Reest -	BA:	0	80	83	83	82	80	82	83	85	87	88
Mar15	OP:	0	0									
	OT:	0	16	61	78	82	82	81	82	82	85	86
Reest -	BA:	0	0	0	0	0	0	0	0	0	0	0
Orig	OP:	2	23									
	OT:	-18	-3	-9	-1	-1	-1	-2	-2	-3	-2	-3



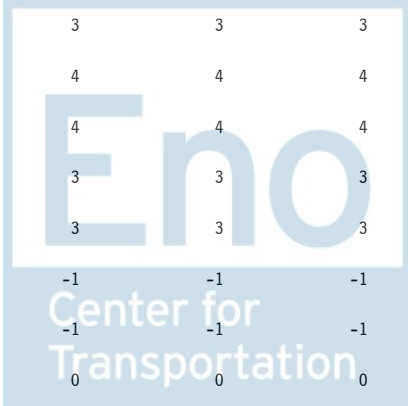
Sorted by FUNC, SFUN, TID, SUB
 (amounts in millions)

		2015	2016	2017	2018	2019	2020	2021	2022	2023	2024	2025
COMMUNITY AND REGIONAL DEVELOPMENT (450)												
Gifts and bequests												
086 8093 0 7 451 AA02 TT TT 03												
Appropriation												
Pres 16	BA:	0	0	0	0	0	0	0	0	0	0	0
Reest	OP:	0	0									
	OT:	0	0	0	0	0	0	0	0	0	0	0
Mar 15	BA:	0	0	0	0	0	0	0	0	0	0	0
Base	OP:	0	0									
	OT:	0	0	0	0	0	0	0	0	0	0	0
Orig	BA:	0	0	0	0	0	0	0	0	0	0	0
Pres	OP:	1	0									
	OT:	1	0	0	0	0	0	0	0	0	0	0
Reest -	BA:	0	0	0	0	0	0	0	0	0	0	0
Mar15	OP:	0	0									
	OT:	0	0	0	0	0	0	0	0	0	0	0
Reest -	BA:	0	0	0	0	0	0	0	0	0	0	0
Orig	OP:	-1	0									
	OT:	-1	0	0	0	0	0	0	0	0	0	0
086 8093 0 7 451 BB01 24 68 10 N												
Trust Fund												
Fellowship Placement Program												
Pres 16	BA:	0	0	0	0	0	0	0	0	0	0	0
Reest	OP:	0	0									
	OT:	1	0	0	0	0	0	0	0	0	0	0
Mar 15	BA:	0	0	0	0	0	0	0	0	0	0	0
Base	OP:	0	0									
	OT:	1	0	0	0	0	0	0	0	0	0	0
Orig	BA:	0	0	0	0	0	0	0	0	0	0	0
Pres	OP:	0	0									
	OT:	0	0	0	0	0	0	0	0	0	0	0
Reest -	BA:	0	0	0	0	0	0	0	0	0	0	0
Mar15	OP:	0	0									
	OT:	0	0	0	0	0	0	0	0	0	0	0
Reest -	BA:	0	0	0	0	0	0	0	0	0	0	0
Orig	OP:	0	0									
	OT:	1	0	0	0	0	0	0	0	0	0	0



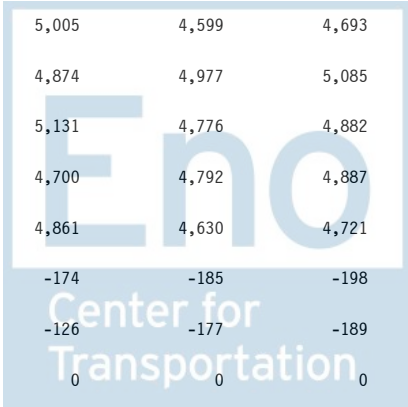
Sorted by FUNC, SFUN, TID, SUB
 (amounts in millions)

		2015	2016	2017	2018	2019	2020	2021	2022	2023	2024	2025
COMMUNITY AND REGIONAL DEVELOPMENT (450)												
Account Total for Gifts and bequests												
Pres 16	BA:	0	0	0	0	0	0	0	0	0	0	0
Reest	OP:	0	0									
	OT:	1	0	0	0	0	0	0	0	0	0	0
Mar 15	BA:	0	0	0	0	0	0	0	0	0	0	0
Base	OP:	0	0									
	OT:	1	0	0	0	0	0	0	0	0	0	0
Orig	BA:	0	0	0	0	0	0	0	0	0	0	0
Pres	OP:	1	0									
	OT:	1	0	0	0	0	0	0	0	0	0	0
Reest -	BA:	0	0	0	0	0	0	0	0	0	0	0
Mar15	OP:	0	0									
	OT:	0	0	0	0	0	0	0	0	0	0	0
Reest -	BA:	0	0	0	0	0	0	0	0	0	0	0
Orig	OP:	-1	0									
	OT:	0	0	0	0	0	0	0	0	0	0	0
Commission of Fine Arts												
Commission of Fine Arts												
Salaries and Expenses												
323 2600 0 1 451 AA01 IN IN 03 0												
Appropriation												
Pres 16	BA:	3	3	3	3	3	3	3	3	3	3	4
Reest	OP:	0	0									
	OT:	3	3	3	3	3	3	3	3	3	3	4
Mar 15	BA:	3	3	3	3	3	3	4	4	4	4	4
Base	OP:	0	0									
	OT:	3	3	3	3	3	3	4	4	4	4	4
Orig	BA:	3	3	3	3	3	3	3	3	3	3	4
Pres	OP:	0	0									
	OT:	3	3	3	3	3	3	3	3	3	3	4
Reest -	BA:	0	0	0	0	0	0	-1	-1	-1	-1	0
Mar15	OP:	0	0									
	OT:	0	0	0	0	0	0	-1	-1	-1	-1	0
Reest -	BA:	0	0	0	0	0	0	0	0	0	0	0
Orig	OP:	0	0									
	OT:	0	0	0	0	0	0	0	0	0	0	0



Sorted by FUNC, SFUN, TID, SUB
 (amounts in millions)

		2015	2016	2017	2018	2019	2020	2021	2022	2023	2024	2025
COMMUNITY AND REGIONAL DEVELOPMENT (450)												
National Capital Planning Commission												
National Capital Planning Commission												
Salaries and Expenses												
394 2500 0 1 451 AA01 IN IN 03 0												
Appropriation												
Pres 16	BA:	8	8	8	8	8	8	9	9	9	9	9
Reest	OP:	1	1									
	OT:	8	8	8	8	8	8	9	9	9	9	9
Mar 15	BA:	8	8	8	9	9	9	10	10	10	11	11
Base	OP:	1	1									
	OT:	8	8	8	9	9	9	10	10	10	11	11
Orig	BA:	8	8	8	8	8	8	9	9	9	9	9
Pres	OP:	1	0									
	OT:	9	8	8	8	8	8	9	9	9	9	9
Reest -	BA:	0	0	0	-1	-1	-1	-1	-1	-1	-2	-2
Mar15	OP:	0	0									
	OT:	0	0	0	-1	-1	-1	-1	-1	-1	-2	-2
Reest -	BA:	0	0	0	0	0	0	0	0	0	0	0
Orig	OP:	0	1									
	OT:	-1	0	0	0	0	0	0	0	0	0	0
Subfunction Total for 451 Community development (451)												
Pres 16	BA:	4,191	4,557	4,343	4,430	4,473	4,515	4,607	4,700	4,792	4,887	4,984
Reest	OP:	7,619	7,920									
	OT:	8,229	8,567	8,017	6,901	6,113	5,453	5,150	5,005	4,599	4,693	4,789
Mar 15	BA:	4,191	4,301	4,384	4,480	4,571	4,671	4,771	4,874	4,977	5,085	5,191
Base	OP:	7,619	7,920									
	OT:	8,229	8,554	7,952	6,863	6,109	5,489	5,240	5,131	4,776	4,882	4,985
Orig	BA:	4,191	4,559	4,343	4,430	4,473	4,515	4,607	4,700	4,792	4,887	4,984
Pres	OP:	8,232	7,605									
	OT:	8,855	8,289	7,989	7,306	6,536	5,407	5,139	4,861	4,630	4,721	4,818
Reest -	BA:	0	256	-41	-50	-98	-156	-164	-174	-185	-198	-207
Mar15	OP:	0	0									
	OT:	0	13	65	38	4	-36	-90	-126	-177	-189	-196
Reest -	BA:	0	-2	0	0	0	0	0	0	0	0	0
Orig	OP:	-613	315									
	OT:	-626	278	28	-405	-423	46	11	144	-31	-28	-29



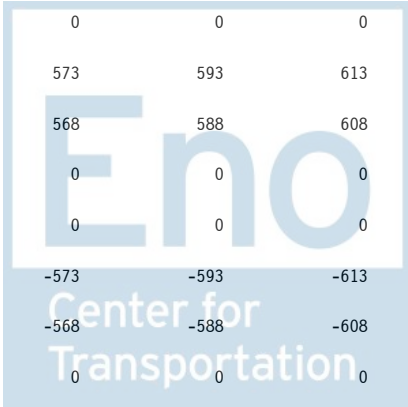
Sorted by FUNC, SFUN, TID, SUB
 (amounts in millions)

	2015	2016	2017	2018	2019	2020	2021	2022	2023	2024	2025
COMMUNITY AND REGIONAL DEVELOPMENT (450)											
Area and regional development (452)											
Department of Agriculture											
Rural Development											
Salaries and expenses											
012 0403 0 1 452 AA01 AR AR 03 0											
Appropriation											
Pres 16 BA:	224	227	232	236	239	241	246	251	256	261	266
Reest OP:	34	33									
OT:	231	233	230	234	237	240	244	249	254	259	264
Mar 15 BA:	224	231	238	247	255	264	273	283	292	302	312
Base OP:	34	33									
OT:	231	236	236	245	253	262	271	280	289	299	309
Orig BA:	224	227	232	236	239	241	246	251	256	261	266
Pres OP:	123	108									
OT:	245	232	231	234	237	240	243	248	253	258	263
Reest - BA:	0	-4	-6	-11	-16	-23	-27	-32	-36	-41	-46
Mar15 OP:	0	0									
OT:	0	-3	-6	-11	-16	-22	-27	-31	-35	-40	-45
Reest - BA:	0	0	0	0	0	0	0	0	0	0	0
Orig OP:	-89	-75									
OT:	-14	1	-1	0	0	0	1	1	1	1	1




Sorted by FUNC, SFUN, TID, SUB
 (amounts in millions)

		2015	2016	2017	2018	2019	2020	2021	2022	2023	2024	2025
COMMUNITY AND REGIONAL DEVELOPMENT (450)												
012 0403 0 1 452 AA02 AR AR 03 0												
Appropriation												
Offsetting Collections (RHIF, RETLP, RDLFP S&E)												
Pres 16	BA:	-454	-459	0	0	0	0	0	0	0	0	0
Reest	OP:	0	0									
	OT:	-454	-459	0	0	0	0	0	0	0	0	0
Mar 15	BA:	-454	-468	-483	-500	-518	-536	-554	-573	-593	-613	-633
Base	OP:	0	0									
	OT:	-454	-468	-483	-500	-518	-536	-554	-573	-593	-613	-633
Orig	BA:	0	0	0	0	0	0	0	0	0	0	0
Pres	OP:	0	0									
	OT:	0	0	0	0	0	0	0	0	0	0	0
Reest -	BA:	0	9	483	500	518	536	554	573	593	613	633
Mar15	OP:	0	0									
	OT:	0	9	483	500	518	536	554	573	593	613	633
Reest -	BA:	-454	-459	0	0	0	0	0	0	0	0	0
Orig	OP:	0	0									
	OT:	-454	-459	0	0	0	0	0	0	0	0	0
012 0403 0 1 452 AA03 AR AR 03 0												
Appropriation												
Spending of Offsetting Collections												
Pres 16	BA:	454	459	0	0	0	0	0	0	0	0	0
Reest	OP:	50	52									
	OT:	450	456	53	2	0	0	0	0	0	0	0
Mar 15	BA:	454	468	483	500	518	536	554	573	593	613	633
Base	OP:	50	52									
	OT:	450	464	479	495	513	531	549	568	588	608	627
Orig	BA:	0	0	0	0	0	0	0	0	0	0	0
Pres	OP:	0	0									
	OT:	0	0	0	0	0	0	0	0	0	0	0
Reest -	BA:	0	-9	-483	-500	-518	-536	-554	-573	-593	-613	-633
Mar15	OP:	0	0									
	OT:	0	-8	-426	-493	-513	-531	-549	-568	-588	-608	-627
Reest -	BA:	454	459	0	0	0	0	0	0	0	0	0
Orig	OP:	50	52									
	OT:	450	456	53	2	0	0	0	0	0	0	0



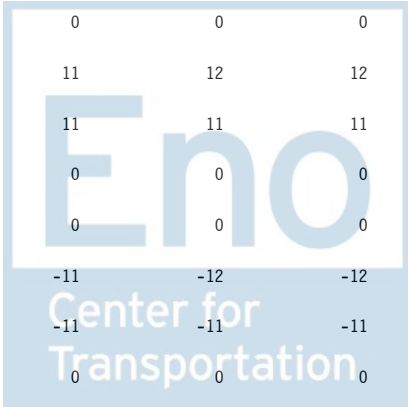
Sorted by FUNC, SFUN, TID, SUB
 (amounts in millions)

		2015	2016	2017	2018	2019	2020	2021	2022	2023	2024	2025
COMMUNITY AND REGIONAL DEVELOPMENT (450)												
Account Total for Salaries and expenses												
Pres 16	BA:	224	227	232	236	239	241	246	251	256	261	266
Reest	OP:	84	85									
	OT:	227	230	283	236	237	240	244	249	254	259	264
Mar 15	BA:	224	231	238	247	255	264	273	283	292	302	312
Base	OP:	84	85									
	OT:	227	232	232	240	248	257	266	275	284	294	303
Orig	BA:	224	227	232	236	239	241	246	251	256	261	266
Pres	OP:	123	108									
	OT:	245	232	231	234	237	240	243	248	253	258	263
Reest -	BA:	0	-4	-6	-11	-16	-23	-27	-32	-36	-41	-46
Mar15	OP:	0	0									
	OT:	0	-2	51	-4	-11	-17	-22	-26	-30	-35	-39
Reest -	BA:	0	0	0	0	0	0	0	0	0	0	0
Orig	OP:	-39	-23									
	OT:	-18	-2	52	2	0	0	1	1	1	1	1
Rural Utilities Service												
Rural telephone bank program account												
012 1231 0 1 452 BA01 20 64 10 N RD												
Federal Fund												
Pres 16	BA:	2	0	0	0	0	0	0	0	0	0	0
Reest	OP:	0	0									
	OT:	2	0	0	0	0	0	0	0	0	0	0
Mar 15	BA:	2	0	0	0	0	0	0	0	0	0	0
Base	OP:	0	0									
	OT:	2	0	0	0	0	0	0	0	0	0	0
Orig	BA:	2	0	0	0	0	0	0	0	0	0	0
Pres	OP:	0	0									
	OT:	2	0	0	0	0	0	0	0	0	0	0
Reest -	BA:	0	0	0	0	0	0	0	0	0	0	0
Mar15	OP:	0	0									
	OT:	0	0	0	0	0	0	0	0	0	0	0
Reest -	BA:	0	0	0	0	0	0	0	0	0	0	0
Orig	OP:	0	0									
	OT:	0	0	0	0	0	0	0	0	0	0	0




Sorted by FUNC, SFUN, TID, SUB
 (amounts in millions)

		2015	2016	2017	2018	2019	2020	2021	2022	2023	2024	2025
COMMUNITY AND REGIONAL DEVELOPMENT (450)												
Distance learning, telemedicine, and broadband program												
012 1232 0 1 452 AA01 AR AR 03 0												
Appropriation												
Pres 16	BA:	22	25	56	57	58	59	60	61	62	63	64
Reest	OP:	39	38									
	OT:	40	39	34	39	43	50	56	58	59	60	61
Mar 15	BA:	22	22	23	23	24	24	25	25	26	26	27
Base	OP:	39	38									
	OT:	40	39	33	33	28	23	23	24	24	25	25
Orig	BA:	37	55	56	57	58	59	60	61	62	63	64
Pres	OP:	371	42									
	OT:	372	45	53	68	75	78	82	83	82	81	73
Reest -	BA:	0	3	33	34	34	35	35	36	36	37	37
Mar15	OP:	0	0									
	OT:	0	0	1	6	15	27	33	34	35	35	36
Reest -	BA:	-15	-30	0	0	0	0	0	0	0	0	0
Orig	OP:	-332	-4									
	OT:	-332	-6	-19	-29	-32	-28	-26	-25	-23	-21	-12
012 1232 0 1 452 AA02 AR AR 03 0 SD												
Appropriation												
Broadband grants												
Pres 16	BA:	10	20	0	0	0	0	0	0	0	0	0
Reest	OP:	1	4									
	OT:	1	5	9	11	10	4	1	0	0	0	0
Mar 15	BA:	10	10	10	11	11	11	11	11	12	12	12
Base	OP:	1	4									
	OT:	1	4	8	10	11	10	11	11	11	11	11
Orig	BA:	0	0	0	0	0	0	0	0	0	0	0
Pres	OP:	0	0									
	OT:	0	0	0	0	0	0	0	0	0	0	0
Reest -	BA:	0	10	-10	-11	-11	-11	-11	-11	-12	-12	-12
Mar15	OP:	0	0									
	OT:	0	1	1	1	-1	-6	-10	-11	-11	-11	-11
Reest -	BA:	10	20	0	0	0	0	0	0	0	0	0
Orig	OP:	1	4									
	OT:	1	5	9	11	10	4	1	0	0	0	0



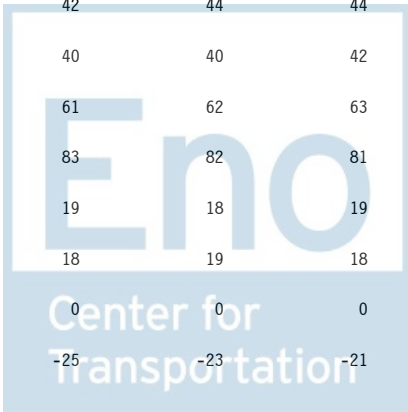
Sorted by FUNC, SFUN, TID, SUB
 (amounts in millions)

		2015	2016	2017	2018	2019	2020	2021	2022	2023	2024	2025
COMMUNITY AND REGIONAL DEVELOPMENT (450)												
012 1232 0 1 452 AA03 AR AR 03 0												
Appropriation												
Broadband loans												
Pres 16	BA:	5	10	0	0	0	0	0	0	0	0	0
Reest	OP:	1	2									
	OT:	1	2	4	5	5	2	1	0	0	0	0
Mar 15	BA:	5	5	5	5	5	5	6	6	6	6	6
Base	OP:	1	2									
	OT:	1	2	4	5	5	5	5	5	5	6	6
Orig	BA:	0	0	0	0	0	0	0	0	0	0	0
Pres	OP:	0	0									
	OT:	0	0	0	0	0	0	0	0	0	0	0
Reest -	BA:	0	5	-5	-5	-5	-5	-6	-6	-6	-6	-6
Mar15	OP:	0	0									
	OT:	0	0	0	0	0	-3	-4	-5	-5	-6	-6
Reest -	BA:	5	10	0	0	0	0	0	0	0	0	0
Orig	OP:	1	2									
	OT:	1	2	4	5	5	2	1	0	0	0	0
012 1232 0 1 452 BA02 20 64 10 N RD												
Federal Fund												
Pres 16	BA:	187	0	0	0	0	0	0	0	0	0	0
Reest	OP:	0	0									
	OT:	187	0	0	0	0	0	0	0	0	0	0
Mar 15	BA:	187	0	0	0	0	0	0	0	0	0	0
Base	OP:	0	0									
	OT:	187	0	0	0	0	0	0	0	0	0	0
Orig	BA:	187	0	0	0	0	0	0	0	0	0	0
Pres	OP:	0	0									
	OT:	187	0	0	0	0	0	0	0	0	0	0
Reest -	BA:	0	0	0	0	0	0	0	0	0	0	0
Mar15	OP:	0	0									
	OT:	0	0	0	0	0	0	0	0	0	0	0
Reest -	BA:	0	0	0	0	0	0	0	0	0	0	0
Orig	OP:	0	0									
	OT:	0	0	0	0	0	0	0	0	0	0	0



Sorted by FUNC, SFUN, TID, SUB
 (amounts in millions)

		2015	2016	2017	2018	2019	2020	2021	2022	2023	2024	2025
COMMUNITY AND REGIONAL DEVELOPMENT (450)												
012 1232 0 1 452 DE01 AR AR 03 A STIM09												
Supplemental Emergency												
Pres 16	BA:	0	0	0	0	0	0	0	0	0	0	0
Reest	OP:	310	173									
	OT:	310	173	0	0	0	0	0	0	0	0	0
Mar 15	BA:	0	0	0	0	0	0	0	0	0	0	0
Base	OP:	310	173									
	OT:	310	173	0	0	0	0	0	0	0	0	0
Orig	BA:	0	0	0	0	0	0	0	0	0	0	0
Pres	OP:	0	0									
	OT:	0	0	0	0	0	0	0	0	0	0	0
Reest -	BA:	0	0	0	0	0	0	0	0	0	0	0
Mar15	OP:	0	0									
	OT:	0	0	0	0	0	0	0	0	0	0	0
Reest -	BA:	0	0	0	0	0	0	0	0	0	0	0
Orig	OP:	310	173									
	OT:	310	173	0	0	0	0	0	0	0	0	0
Account Total for Distance learning, telemedicine, and broadband program												
Pres 16	BA:	224	55	56	57	58	59	60	61	62	63	64
Reest	OP:	351	217									
	OT:	539	219	47	55	58	56	58	58	59	60	61
Mar 15	BA:	224	37	38	39	40	40	42	42	44	44	45
Base	OP:	351	217									
	OT:	539	218	45	48	44	38	39	40	40	42	42
Orig	BA:	224	55	56	57	58	59	60	61	62	63	64
Pres	OP:	371	42									
	OT:	559	45	53	68	75	78	82	83	82	81	73
Reest -	BA:	0	18	18	18	18	19	18	19	18	19	19
Mar15	OP:	0	0									
	OT:	0	1	2	7	14	18	19	18	19	18	19
Reest -	BA:	0	0	0	0	0	0	0	0	0	0	0
Orig	OP:	-20	175									
	OT:	-20	174	-6	-13	-17	-22	-24	-25	-23	-21	-12




Sorted by FUNC, SFUN, TID, SUB
 (amounts in millions)

		2015	2016	2017	2018	2019	2020	2021	2022	2023	2024	2025
COMMUNITY AND REGIONAL DEVELOPMENT (450)												
Rural Business_Cooperative Service												
Rural cooperative development grants												
012 1900 0 1 452 AA01 AR AR 03 0												
Appropriation												
		Value-added market grants										
Pres 16	BA:	11	10	21	21	22	23	23	23	23	23	25
Reest	OP:	15	20									
	OT:	15	20	19	19	17	21	22	23	23	23	23
Mar 15	BA:	11	11	11	12	12	12	12	13	13	13	13
Base	OP:	15	20									
	OT:	15	20	19	16	11	12	12	12	12	13	13
Orig	BA:	22	21	21	21	22	23	23	23	23	23	25
Pres	OP:	36	29									
	OT:	39	31	24	21	22	22	24	23	23	23	23
Reest -	BA:	0	-1	10	9	10	11	11	10	10	10	12
Mar15	OP:	0	0									
	OT:	0	0	0	3	6	9	10	11	11	10	10
Reest -	BA:	-11	-11	0	0	0	0	0	0	0	0	0
Orig	OP:	-21	-9									
	OT:	-24	-11	-5	-2	-5	-1	-2	0	0	0	0



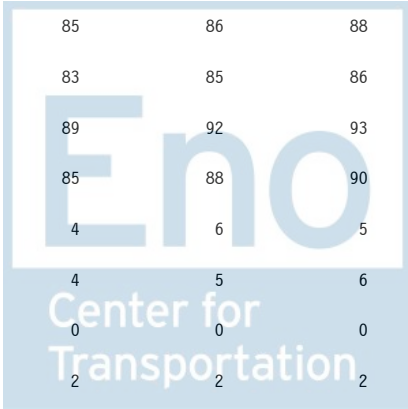
Sorted by FUNC, SFUN, TID, SUB
 (amounts in millions)

		2015	2016	2017	2018	2019	2020	2021	2022	2023	2024	2025
COMMUNITY AND REGIONAL DEVELOPMENT (450)												
012 1900 0 1 452 AA02 AR AR 03 0												
Appropriation												
Pres 16	BA:	11	11	0	0	0	0	0	0	0	0	0
Reest	OP:	9	10									
	OT:	10	11	9	4	0	0	0	0	0	0	0
Mar 15	BA:	11	11	11	12	12	12	12	13	13	13	13
Base	OP:	9	10									
	OT:	10	11	10	11	11	12	12	12	12	13	13
Orig	BA:	0	0	0	0	0	0	0	0	0	0	0
Pres	OP:	0	0									
	OT:	0	0	0	0	0	0	0	0	0	0	0
Reest -	BA:	0	0	-11	-12	-12	-12	-12	-13	-13	-13	-13
Mar15	OP:	0	0									
	OT:	0	0	-1	-7	-11	-12	-12	-12	-12	-13	-13
Reest -	BA:	11	11	0	0	0	0	0	0	0	0	0
Orig	OP:	9	10									
	OT:	10	11	9	4	0	0	0	0	0	0	0
012 1900 0 1 452 BA01 20 64 10 A												
Federal Fund												
Farm Bill												
Pres 16	BA:	0	0	0	0	0	0	0	0	0	0	0
Reest	OP:	22	19									
	OT:	22	19	19	3	0	0	0	0	0	0	0
Mar 15	BA:	0	0	0	0	0	0	0	0	0	0	0
Base	OP:	22	19									
	OT:	22	19	19	3	0	0	0	0	0	0	0
Orig	BA:	0	0	0	0	0	0	0	0	0	0	0
Pres	OP:	18	26									
	OT:	18	26	12	5	3	1	1	0	0	0	0
Reest -	BA:	0	0	0	0	0	0	0	0	0	0	0
Mar15	OP:	0	0									
	OT:	0	0	0	0	0	0	0	0	0	0	0
Reest -	BA:	0	0	0	0	0	0	0	0	0	0	0
Orig	OP:	4	-7									
	OT:	4	-7	7	-2	-3	-1	-1	0	0	0	0




Sorted by FUNC, SFUN, TID, SUB
 (amounts in millions)

		2015	2016	2017	2018	2019	2020	2021	2022	2023	2024	2025
COMMUNITY AND REGIONAL DEVELOPMENT (450)												
Account Total for Rural cooperative development grants												
Pres 16	BA:	22	21	21	21	22	23	23	23	23	23	25
Reest	OP:	46	49									
	OT:	47	50	47	26	17	21	22	23	23	23	23
Mar 15	BA:	22	22	22	24	24	24	24	26	26	26	26
Base	OP:	46	49									
	OT:	47	50	48	30	22	24	24	24	24	26	26
Orig	BA:	22	21	21	21	22	23	23	23	23	23	25
Pres	OP:	54	55									
	OT:	57	57	36	26	25	23	25	23	23	23	23
Reest -	BA:	0	-1	-1	-3	-2	-1	-1	-3	-3	-3	-1
Mar15	OP:	0	0									
	OT:	0	0	-1	-4	-5	-3	-2	-1	-1	-3	-3
Reest -	BA:	0	0	0	0	0	0	0	0	0	0	0
Orig	OP:	-8	-6									
	OT:	-10	-7	11	0	-8	-2	-3	0	0	0	0
Rural Business Program Account												
012 1902 0 1 452 AA01 AR AR 03 0 SG												
Appropriation												
Pres 16	BA:	74	81	83	84	85	86	87	89	92	93	95
Reest	OP:	54	42									
	OT:	91	83	81	83	84	85	86	87	90	92	93
Mar 15	BA:	74	75	76	78	80	81	83	85	86	88	90
Base	OP:	54	42									
	OT:	91	80	75	77	78	80	82	83	85	86	88
Orig	BA:	74	81	83	84	85	86	87	89	92	93	95
Pres	OP:	74	69									
	OT:	97	90	90	82	84	82	84	85	88	90	93
Reest -	BA:	0	6	7	6	5	5	4	4	6	5	5
Mar15	OP:	0	0									
	OT:	0	3	6	6	6	5	4	4	5	6	5
Reest -	BA:	0	0	0	0	0	0	0	0	0	0	0
Orig	OP:	-20	-27									
	OT:	-6	-7	-9	1	0	3	2	2	2	2	0




Sorted by FUNC, SFUN, TID, SUB
 (amounts in millions)

		2015	2016	2017	2018	2019	2020	2021	2022	2023	2024	2025
COMMUNITY AND REGIONAL DEVELOPMENT (450)												
012 1902 0 1 452 BA01 20 64 10 N RG												
Federal Fund												
Pres 16	BA:	-158	0	0	0	0	0	0	0	0	0	0
Reest	OP:	0	0									
	OT:	-158	0	0	0	0	0	0	0	0	0	0
Mar 15	BA:	-158	0	0	0	0	0	0	0	0	0	0
Base	OP:	0	0									
	OT:	-158	0	0	0	0	0	0	0	0	0	0
Orig	BA:	-158	0	0	0	0	0	0	0	0	0	0
Pres	OP:	0	0									
	OT:	-158	0	0	0	0	0	0	0	0	0	0
Reest -	BA:	0	0	0	0	0	0	0	0	0	0	0
Mar15	OP:	0	0									
	OT:	0	0	0	0	0	0	0	0	0	0	0
Reest -	BA:	0	0	0	0	0	0	0	0	0	0	0
Orig	OP:	0	0									
	OT:	0	0	0	0	0	0	0	0	0	0	0
012 1902 0 1 452 BA03 20 64 10 N RD												
Federal Fund												
Pres 16	BA:	18	0	0	0	0	0	0	0	0	0	0
Reest	OP:	0	0									
	OT:	18	0	0	0	0	0	0	0	0	0	0
Mar 15	BA:	18	0	0	0	0	0	0	0	0	0	0
Base	OP:	0	0									
	OT:	18	0	0	0	0	0	0	0	0	0	0
Orig	BA:	18	0	0	0	0	0	0	0	0	0	0
Pres	OP:	0	0									
	OT:	18	0	0	0	0	0	0	0	0	0	0
Reest -	BA:	0	0	0	0	0	0	0	0	0	0	0
Mar15	OP:	0	0									
	OT:	0	0	0	0	0	0	0	0	0	0	0
Reest -	BA:	0	0	0	0	0	0	0	0	0	0	0
Orig	OP:	0	0									
	OT:	0	0	0	0	0	0	0	0	0	0	0



Sorted by FUNC, SFUN, TID, SUB
 (amounts in millions)

		2015	2016	2017	2018	2019	2020	2021	2022	2023	2024	2025
COMMUNITY AND REGIONAL DEVELOPMENT (450)												
Account Total for Rural Business Program Account												
Pres 16	BA:	-66	81	83	84	85	86	87	89	92	93	95
Reest	OP:	54	42									
	OT:	-49	83	81	83	84	85	86	87	90	92	93
Mar 15	BA:	-66	75	76	78	80	81	83	85	86	88	90
Base	OP:	54	42									
	OT:	-49	80	75	77	78	80	82	83	85	86	88
Orig	BA:	-66	81	83	84	85	86	87	89	92	93	95
Pres	OP:	74	69									
	OT:	-43	90	90	82	84	82	84	85	88	90	93
Reest -	BA:	0	6	7	6	5	5	4	4	6	5	5
Mar15	OP:	0	0									
	OT:	0	3	6	6	6	5	4	4	5	6	5
Reest -	BA:	0	0	0	0	0	0	0	0	0	0	0
Orig	OP:	-20	-27									
	OT:	-6	-7	-9	1	0	3	2	2	2	2	0
Rural business investment program account												
012 1907 0 1 452 AA01 AR AR 03												
Appropriation												
Pres 16	BA:	0	6	6	6	6	6	6	6	7	7	7
Reest	OP:	0	0									
	OT:	0	0	4	6	7	6	6	6	6	7	7
Mar 15	BA:	0	0	0	0	0	0	0	0	0	0	0
Base	OP:	0	0									
	OT:	0	0	0	0	0	0	0	0	0	0	0
Orig	BA:	0	6	6	6	6	6	6	6	7	7	7
Pres	OP:	0	0									
	OT:	0	1	2	4	6	6	6	6	6	7	7
Reest -	BA:	0	6	6	6	6	6	6	6	7	7	7
Mar15	OP:	0	0									
	OT:	0	0	4	6	7	6	6	6	6	7	7
Reest -	BA:	0	0	0	0	0	0	0	0	0	0	0
Orig	OP:	0	0									
	OT:	0	-1	2	2	1	0	0	0	0	0	0




Sorted by FUNC, SFUN, TID, SUB
 (amounts in millions)

		2015	2016	2017	2018	2019	2020	2021	2022	2023	2024	2025
COMMUNITY AND REGIONAL DEVELOPMENT (450)												
Rural Housing Service												
Rural Community Facilities Program Account												
012 1951 0 1 452 AA01 AR AR 03 0 SD												
Appropriation												
Pres 16	BA:	30	62	63	64	65	66	67	68	70	72	73
Reest	OP:	41	37									
	OT:	47	49	53	59	60	63	65	66	68	69	71
Mar 15	BA:	30	30	31	32	32	33	34	34	35	36	36
Base	OP:	41	37									
	OT:	47	43	37	34	31	32	33	33	34	35	35
Orig	BA:	30	62	63	64	65	66	67	68	70	72	73
Pres	OP:	39	36									
	OT:	43	45	59	62	65	63	65	67	67	68	71
Reest -	BA:	0	32	32	32	33	33	33	34	35	36	37
Mar15	OP:	0	0									
	OT:	0	6	16	25	29	31	32	33	34	34	36
Reest -	BA:	0	0	0	0	0	0	0	0	0	0	0
Orig	OP:	2	1									
	OT:	4	4	-6	-3	-5	0	0	-1	1	1	0




Sorted by FUNC, SFUN, TID, SUB
 (amounts in millions)

		2015	2016	2017	2018	2019	2020	2021	2022	2023	2024	2025
COMMUNITY AND REGIONAL DEVELOPMENT (450)												
012 1951 0 1 452 AA02 AR AR 03 A SG												
Appropriation												
Negative subsidy												
Pres 16	BA:	-85	-135	-159	-155	-154	-153	-151	-150	-150	-150	-150
Reest	OP:	0	0									
	OT:	-85	-135	-159	-155	-154	-153	-151	-150	-150	-150	-150
Mar 15	BA:	-85	-135	-159	-155	-154	-153	-151	-150	-150	-150	-150
Base	OP:	0	0									
	OT:	-85	-135	-159	-155	-154	-153	-151	-150	-150	-150	-150
Orig	BA:	-79	-168	-119	-176	-179	-176	-173	-174	-176	-177	-179
Pres	OP:	0	0									
	OT:	-79	-168	-119	-176	-179	-176	-173	-174	-176	-177	-179
Reest -	BA:	0	0	0	0	0	0	0	0	0	0	0
Mar15	OP:	0	0									
	OT:	0	0	0	0	0	0	0	0	0	0	0
Reest -	BA:	-6	33	-40	21	25	23	22	24	26	27	29
Orig	OP:	0	0									
	OT:	-6	33	-40	21	25	23	22	24	26	27	29
012 1951 0 1 452 BA01 20 64 10 N RG												
Federal Fund												
Pres 16	BA:	-32	0	0	0	0	0	0	0	0	0	0
Reest	OP:	0	0									
	OT:	-32	0	0	0	0	0	0	0	0	0	0
Mar 15	BA:	-32	0	0	0	0	0	0	0	0	0	0
Base	OP:	0	0									
	OT:	-32	0	0	0	0	0	0	0	0	0	0
Orig	BA:	-32	0	0	0	0	0	0	0	0	0	0
Pres	OP:	0	0									
	OT:	-32	0	0	0	0	0	0	0	0	0	0
Reest -	BA:	0	0	0	0	0	0	0	0	0	0	0
Mar15	OP:	0	0									
	OT:	0	0	0	0	0	0	0	0	0	0	0
Reest -	BA:	0	0	0	0	0	0	0	0	0	0	0
Orig	OP:	0	0									
	OT:	0	0	0	0	0	0	0	0	0	0	0




Sorted by FUNC, SFUN, TID, SUB
 (amounts in millions)

		2015	2016	2017	2018	2019	2020	2021	2022	2023	2024	2025
COMMUNITY AND REGIONAL DEVELOPMENT (450)												
012 1951 0 1 452 BA02 20 64 10 N RD												
Federal Fund												
Pres 16	BA:	144	0	0	0	0	0	0	0	0	0	0
Reest	OP:	0	0									
	OT:	144	0	0	0	0	0	0	0	0	0	0
Mar 15	BA:	144	0	0	0	0	0	0	0	0	0	0
Base	OP:	0	0									
	OT:	144	0	0	0	0	0	0	0	0	0	0
Orig	BA:	144	0	0	0	0	0	0	0	0	0	0
Pres	OP:	0	0									
	OT:	144	0	0	0	0	0	0	0	0	0	0
Reest -	BA:	0	0	0	0	0	0	0	0	0	0	0
Mar15	OP:	0	0									
	OT:	0	0	0	0	0	0	0	0	0	0	0
Reest -	BA:	0	0	0	0	0	0	0	0	0	0	0
Orig	OP:	0	0									
	OT:	0	0	0	0	0	0	0	0	0	0	0
012 1951 0 1 452 DE01 AR AR 03 A STIM09												
Supplemental Emergency												
Pres 16	BA:	0	0	0	0	0	0	0	0	0	0	0
Reest	OP:	6	0									
	OT:	6	0	0	0	0	0	0	0	0	0	0
Mar 15	BA:	0	0	0	0	0	0	0	0	0	0	0
Base	OP:	6	0									
	OT:	6	0	0	0	0	0	0	0	0	0	0
Orig	BA:	0	0	0	0	0	0	0	0	0	0	0
Pres	OP:	0	0									
	OT:	0	0	0	0	0	0	0	0	0	0	0
Reest -	BA:	0	0	0	0	0	0	0	0	0	0	0
Mar15	OP:	0	0									
	OT:	0	0	0	0	0	0	0	0	0	0	0
Reest -	BA:	0	0	0	0	0	0	0	0	0	0	0
Orig	OP:	6	0									
	OT:	6	0	0	0	0	0	0	0	0	0	0




Sorted by FUNC, SFUN, TID, SUB
 (amounts in millions)

		2015	2016	2017	2018	2019	2020	2021	2022	2023	2024	2025
COMMUNITY AND REGIONAL DEVELOPMENT (450)												
Account Total for Rural Community Facilities Program Account												
Pres 16	BA:	57	-73	-96	-91	-89	-87	-84	-82	-80	-78	-77
Reest	OP:	47	37									
	OT:	80	-86	-106	-96	-94	-90	-86	-84	-82	-81	-79
Mar 15	BA:	57	-105	-128	-123	-122	-120	-117	-116	-115	-114	-114
Base	OP:	47	37									
	OT:	80	-92	-122	-121	-123	-121	-118	-117	-116	-115	-115
Orig	BA:	63	-106	-56	-112	-114	-110	-106	-106	-106	-105	-106
Pres	OP:	39	36									
	OT:	76	-123	-60	-114	-114	-113	-108	-107	-109	-109	-108
Reest -	BA:	0	32	32	32	33	33	33	34	35	36	37
Mar15	OP:	0	0									
	OT:	0	6	16	25	29	31	32	33	34	34	36
Reest -	BA:	-6	33	-40	21	25	23	22	24	26	27	29
Orig	OP:	8	1									
	OT:	4	37	-46	18	20	23	22	23	27	28	29
Rural Business_Cooperative Service												
Rural Microenterprise Investment Program Account												
012 1955 0 1 452 AA01 AR AR 03												
Appropriation												
Pres 16	BA:	0	5	5	5	5	5	5	5	5	5	6
Reest	OP:	0	0									
	OT:	0	1	3	5	5	5	5	5	5	5	5
Mar 15	BA:	0	0	0	0	0	0	0	0	0	0	0
Base	OP:	0	0									
	OT:	0	0	0	0	0	0	0	0	0	0	0
Orig	BA:	0	5	5	5	5	5	5	5	5	5	6
Pres	OP:	0	0									
	OT:	0	0	2	3	5	5	5	5	5	5	5
Reest -	BA:	0	5	5	5	5	5	5	5	5	5	6
Mar15	OP:	0	0									
	OT:	0	1	3	5	5	5	5	5	5	5	5
Reest -	BA:	0	0	0	0	0	0	0	0	0	0	0
Orig	OP:	0	0									
	OT:	0	1	1	2	0	0	0	0	0	0	0



Sorted by FUNC, SFUN, TID, SUB
 (amounts in millions)

		2015	2016	2017	2018	2019	2020	2021	2022	2023	2024	2025
COMMUNITY AND REGIONAL DEVELOPMENT (450)												
012 1955 0 1 452 BA01 20 64 10 A												
Federal Fund												
Farm Bill												
Pres 16	BA:	3	3	3	3	0	0	0	0	0	0	0
Reest	OP:	3	4									
	OT:	4	5	4	3	2	1	0	0	0	0	0
Mar 15	BA:	3	3	3	3	0	0	0	0	0	0	0
Base	OP:	3	4									
	OT:	4	5	4	3	2	1	0	0	0	0	0
Orig	BA:	3	3	3	3	0	0	0	0	0	0	0
Pres	OP:	4	4									
	OT:	4	4	3	3	3	1	1	0	0	0	0
Reest -	BA:	0	0	0	0	0	0	0	0	0	0	0
Mar15	OP:	0	0									
	OT:	0	0	0	0	0	0	0	0	0	0	0
Reest -	BA:	0	0	0	0	0	0	0	0	0	0	0
Orig	OP:	-1	0									
	OT:	0	1	1	0	-1	0	-1	0	0	0	0
Account Total for Rural Microenterprise Investment Program Account												
Pres 16	BA:	3	8	8	8	5	5	5	5	5	5	6
Reest	OP:	3	4									
	OT:	4	6	7	8	7	6	5	5	5	5	5
Mar 15	BA:	3	3	3	3	0	0	0	0	0	0	0
Base	OP:	3	4									
	OT:	4	5	4	3	2	1	0	0	0	0	0
Orig	BA:	3	8	8	8	5	5	5	5	5	5	6
Pres	OP:	4	4									
	OT:	4	4	5	6	8	6	6	5	5	5	5
Reest -	BA:	0	5	5	5	5	5	5	5	5	5	6
Mar15	OP:	0	0									
	OT:	0	1	3	5	5	5	5	5	5	5	5
Reest -	BA:	0	0	0	0	0	0	0	0	0	0	0
Orig	OP:	-1	0									
	OT:	0	2	2	2	-1	0	-1	0	0	0	0




Sorted by FUNC, SFUN, TID, SUB
 (amounts in millions)

		2015	2016	2017	2018	2019	2020	2021	2022	2023	2024	2025
COMMUNITY AND REGIONAL DEVELOPMENT (450)												
Rural Utilities Service												
Rural water and waste disposal program account												
012 1980 0 1 452 AA01 AR AR 03 0 SD												
Appropriation												
Pres 16	BA:	455	483	493	502	508	513	523	533	544	555	566
Reest	OP:	528	549									
	OT:	551	573	565	572	566	559	533	520	519	528	538
Mar 15	BA:	455	462	470	480	489	499	509	520	530	541	552
Base	OP:	528	549									
	OT:	551	572	559	560	550	541	515	503	503	514	524
Orig	BA:	455	483	493	502	508	513	523	533	544	555	566
Pres	OP:	698	565									
	OT:	716	585	580	607	607	537	512	514	522	530	538
Reest -	BA:	0	21	23	22	19	14	14	13	14	14	14
Mar15	OP:	0	0									
	OT:	0	1	6	12	16	18	18	17	16	14	14
Reest -	BA:	0	0	0	0	0	0	0	0	0	0	0
Orig	OP:	-170	-16									
	OT:	-165	-12	-15	-35	-41	22	21	6	-3	-2	0




Sorted by FUNC, SFUN, TID, SUB
 (amounts in millions)

		2015	2016	2017	2018	2019	2020	2021	2022	2023	2024	2025
COMMUNITY AND REGIONAL DEVELOPMENT (450)												
012 1980 0 1 452 AA03 AR AR 03 0 AD												
Appropriation												
Negative subsidy												
Pres 16	BA:	-2	-2	-2	-2	-2	-2	-2	-3	-3	-3	-3
Reest	OP:	0	0									
	OT:	-2	-2	-2	-2	-2	-2	-2	-3	-3	-3	-3
Mar 15	BA:	-2	-2	-2	-2	-2	-2	-2	-3	-3	-3	-3
Base	OP:	0	0									
	OT:	-2	-2	-2	-2	-2	-2	-2	-3	-3	-3	-3
Orig	BA:	-2	-4	-1	-2	-1	-1	-1	-1	-1	-1	-1
Pres	OP:	0	0									
	OT:	-2	-4	-1	-2	-1	-1	-1	-1	-1	-1	-1
Reest -	BA:	0	0	0	0	0	0	0	0	0	0	0
Mar15	OP:	0	0									
	OT:	0	0	0	0	0	0	0	0	0	0	0
Reest -	BA:	0	2	-1	0	-1	-1	-1	-2	-2	-2	-2
Orig	OP:	0	0									
	OT:	0	2	-1	0	-1	-1	-1	-2	-2	-2	-2
012 1980 0 1 452 BA01 20 64 10 N RD												
Federal Fund												
Pres 16	BA:	27	0	0	0	0	0	0	0	0	0	0
Reest	OP:	0	0									
	OT:	27	0	0	0	0	0	0	0	0	0	0
Mar 15	BA:	27	0	0	0	0	0	0	0	0	0	0
Base	OP:	0	0									
	OT:	27	0	0	0	0	0	0	0	0	0	0
Orig	BA:	27	0	0	0	0	0	0	0	0	0	0
Pres	OP:	0	0									
	OT:	27	0	0	0	0	0	0	0	0	0	0
Reest -	BA:	0	0	0	0	0	0	0	0	0	0	0
Mar15	OP:	0	0									
	OT:	0	0	0	0	0	0	0	0	0	0	0
Reest -	BA:	0	0	0	0	0	0	0	0	0	0	0
Orig	OP:	0	0									
	OT:	0	0	0	0	0	0	0	0	0	0	0



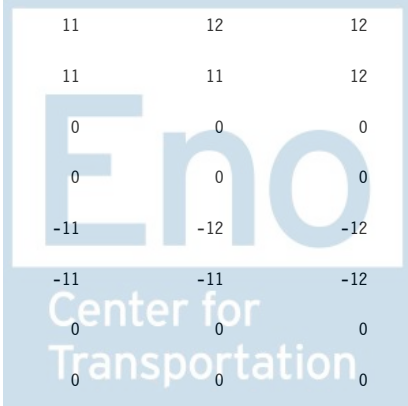
Sorted by FUNC, SFUN, TID, SUB
 (amounts in millions)

		2015	2016	2017	2018	2019	2020	2021	2022	2023	2024	2025
COMMUNITY AND REGIONAL DEVELOPMENT (450)												
012 1980 0 1 452 BA03 20 64 10 A SG												
Federal Fund												
Farm Bill												
Pres 16	BA:	0	0	0	0	0	0	0	0	0	0	0
Reest	OP:	30	42									
	OT:	30	42	30	21	14	6	0	0	0	0	0
Mar 15	BA:	0	0	0	0	0	0	0	0	0	0	0
Base	OP:	30	42									
	OT:	30	42	30	21	14	6	0	0	0	0	0
Orig	BA:	0	0	0	0	0	0	0	0	0	0	0
Pres	OP:	7	31									
	OT:	7	31	44	32	19	11	4	3	2	1	0
Reest -	BA:	0	0	0	0	0	0	0	0	0	0	0
Mar15	OP:	0	0									
	OT:	0	0	0	0	0	0	0	0	0	0	0
Reest -	BA:	0	0	0	0	0	0	0	0	0	0	0
Orig	OP:	23	11									
	OT:	23	11	-14	-11	-5	-5	-4	-3	-2	-1	0
012 1980 0 1 452 DE01 AR AR 03 A STIM09												
Supplemental Emergency												
ARRA												
Pres 16	BA:	0	0	0	0	0	0	0	0	0	0	0
Reest	OP:	102	25									
	OT:	102	25	0	0	0	0	0	0	0	0	0
Mar 15	BA:	0	0	0	0	0	0	0	0	0	0	0
Base	OP:	102	25									
	OT:	102	25	0	0	0	0	0	0	0	0	0
Orig	BA:	0	0	0	0	0	0	0	0	0	0	0
Pres	OP:	0	0									
	OT:	0	0	0	0	0	0	0	0	0	0	0
Reest -	BA:	0	0	0	0	0	0	0	0	0	0	0
Mar15	OP:	0	0									
	OT:	0	0	0	0	0	0	0	0	0	0	0
Reest -	BA:	0	0	0	0	0	0	0	0	0	0	0
Orig	OP:	102	25									
	OT:	102	25	0	0	0	0	0	0	0	0	0



Sorted by FUNC, SFUN, TID, SUB
 (amounts in millions)

		2015	2016	2017	2018	2019	2020	2021	2022	2023	2024	2025
COMMUNITY AND REGIONAL DEVELOPMENT (450)												
Account Total for Rural water and waste disposal program account												
Pres 16	BA:	480	481	491	500	506	511	521	530	541	552	563
Reest	OP:	660	616									
	OT:	708	638	593	591	578	563	531	517	516	525	535
Mar 15	BA:	480	460	468	478	487	497	507	517	527	538	549
Base	OP:	660	616									
	OT:	708	637	587	579	562	545	513	500	500	511	521
Orig	BA:	480	479	492	500	507	512	522	532	543	554	565
Pres	OP:	705	596									
	OT:	748	612	623	637	625	547	515	516	523	530	537
Reest -	BA:	0	21	23	22	19	14	14	13	14	14	14
Mar15	OP:	0	0									
	OT:	0	1	6	12	16	18	18	17	16	14	14
Reest -	BA:	0	2	-1	0	-1	-1	-1	-2	-2	-2	-2
Orig	OP:	-45	20									
	OT:	-40	26	-30	-46	-47	16	16	1	-7	-5	-2
High energy cost grants												
012 2042 0 1 452 AA01 AR AR 03 0												
Appropriation												
Pres 16	BA:	10	0	0	0	0	0	0	0	0	0	0
Reest	OP:	7	12									
	OT:	10	12	7	3	1	0	0	0	0	0	0
Mar 15	BA:	10	10	10	11	11	11	11	11	12	12	12
Base	OP:	7	12									
	OT:	10	15	14	12	12	11	11	11	11	12	12
Orig	BA:	10	0	0	0	0	0	0	0	0	0	0
Pres	OP:	15	9									
	OT:	22	9	10	6	2	0	0	0	0	0	0
Reest -	BA:	0	-10	-10	-11	-11	-11	-11	-11	-11	-12	-12
Mar15	OP:	0	0									
	OT:	0	-3	-7	-9	-11	-11	-11	-11	-11	-12	-12
Reest -	BA:	0	0	0	0	0	0	0	0	0	0	0
Orig	OP:	-8	3									
	OT:	-12	3	-3	-3	-1	0	0	0	0	0	0




Sorted by FUNC, SFUN, TID, SUB
 (amounts in millions)

		2015	2016	2017	2018	2019	2020	2021	2022	2023	2024	2025
COMMUNITY AND REGIONAL DEVELOPMENT (450)												
Rural Business Cooperative Service												
Intermediary Relending Program Fund Account												
012 2069 0 1 452 AA01 AR AR 03 0 SD												
Appropriation												
Pres 16	BA:	6	3	7	7	7	7	7	7	8	8	9
Reest	OP:	4	3									
	OT:	6	4	5	7	7	7	7	7	7	8	8
Mar 15	BA:	6	6	6	6	6	7	7	7	7	7	7
Base	OP:	4	3									
	OT:	6	5	5	6	6	6	7	7	7	7	7
Orig	BA:	10	7	7	7	7	7	7	7	8	8	9
Pres	OP:	6	7									
	OT:	10	11	9	9	8	7	7	8	8	8	8
Reest -	BA:	0	-3	1	1	1	0	0	0	1	1	2
Mar15	OP:	0	0									
	OT:	0	-1	0	1	1	1	0	0	0	1	1
Reest -	BA:	-4	-4	0	0	0	0	0	0	0	0	0
Orig	OP:	-2	-4									
	OT:	-4	-7	-4	-2	-1	0	0	-1	-1	0	0




Sorted by FUNC, SFUN, TID, SUB
 (amounts in millions)

		2015	2016	2017	2018	2019	2020	2021	2022	2023	2024	2025
COMMUNITY AND REGIONAL DEVELOPMENT (450)												
012 2069 0 1 452 AA02 AR AR 03 0 AD												
Appropriation												
Transfer to Rural Development, S/E												
Pres 16	BA:	4	4	0	0	0	0	0	0	0	0	0
Reest	OP:	0	0									
	OT:	4	4	0	0	0	0	0	0	0	0	0
Mar 15	BA:	4	4	4	4	5	5	5	5	5	5	6
Base	OP:	0	0									
	OT:	4	4	4	4	5	5	5	5	5	5	6
Orig	BA:	0	0	0	0	0	0	0	0	0	0	0
Pres	OP:	0	0									
	OT:	0	0	0	0	0	0	0	0	0	0	0
Reest -	BA:	0	0	-4	-4	-5	-5	-5	-5	-5	-5	-6
Mar15	OP:	0	0									
	OT:	0	0	-4	-4	-5	-5	-5	-5	-5	-5	-6
Reest -	BA:	4	4	0	0	0	0	0	0	0	0	0
Orig	OP:	0	0									
	OT:	4	4	0	0	0	0	0	0	0	0	0
012 2069 0 1 452 BA01 20 64 10 N RD												
Federal Fund												
Pres 16	BA:	2	0	0	0	0	0	0	0	0	0	0
Reest	OP:	0	0									
	OT:	2	0	0	0	0	0	0	0	0	0	0
Mar 15	BA:	2	0	0	0	0	0	0	0	0	0	0
Base	OP:	0	0									
	OT:	2	0	0	0	0	0	0	0	0	0	0
Orig	BA:	2	0	0	0	0	0	0	0	0	0	0
Pres	OP:	0	0									
	OT:	2	0	0	0	0	0	0	0	0	0	0
Reest -	BA:	0	0	0	0	0	0	0	0	0	0	0
Mar15	OP:	0	0									
	OT:	0	0	0	0	0	0	0	0	0	0	0
Reest -	BA:	0	0	0	0	0	0	0	0	0	0	0
Orig	OP:	0	0									
	OT:	0	0	0	0	0	0	0	0	0	0	0




Sorted by FUNC, SFUN, TID, SUB
 (amounts in millions)

		2015	2016	2017	2018	2019	2020	2021	2022	2023	2024	2025
COMMUNITY AND REGIONAL DEVELOPMENT (450)												
Account Total for Intermediary Relending Program Fund Account												
Pres 16	BA:	12	7	7	7	7	7	7	7	8	8	9
Reest	OP:	4	3									
	OT:	12	8	5	7	7	7	7	7	7	8	8
Mar 15	BA:	12	10	10	10	11	12	12	12	12	12	13
Base	OP:	4	3									
	OT:	12	9	9	10	11	11	12	12	12	12	13
Orig	BA:	12	7	7	7	7	7	7	7	8	8	9
Pres	OP:	6	7									
	OT:	12	11	9	9	8	7	7	8	8	8	8
Reest -	BA:	0	-3	-3	-3	-4	-5	-5	-5	-4	-4	-4
Mar15	OP:	0	0									
	OT:	0	-1	-4	-3	-4	-4	-5	-5	-5	-4	-5
Reest -	BA:	0	0	0	0	0	0	0	0	0	0	0
Orig	OP:	-2	-4									
	OT:	0	-3	-4	-2	-1	0	0	-1	-1	0	0
Energy Assistance Payments												
012 2073 0 1 452 BA01 20 64 10 N												
Federal Fund												
Pres 16	BA:	15	15	15	15	0	0	0	0	0	0	0
Reest	OP:	12	0									
	OT:	26	17	15	15	12	7	4	1	0	0	0
Mar 15	BA:	15	15	15	15	0	0	0	0	0	0	0
Base	OP:	12	0									
	OT:	26	17	15	15	12	7	4	1	0	0	0
Orig	BA:	6	15	15	15	0	0	0	0	0	0	0
Pres	OP:	15	11									
	OT:	18	19	16	16	8	0	0	0	0	0	0
Reest -	BA:	0	0	0	0	0	0	0	0	0	0	0
Mar15	OP:	0	0									
	OT:	0	0	0	0	0	0	0	0	0	0	0
Reest -	BA:	9	0	0	0	0	0	0	0	0	0	0
Orig	OP:	-3	-11									
	OT:	8	-2	-1	-1	4	7	4	1	0	0	0




Sorted by FUNC, SFUN, TID, SUB
 (amounts in millions)

		2015	2016	2017	2018	2019	2020	2021	2022	2023	2024	2025
COMMUNITY AND REGIONAL DEVELOPMENT (450)												
012 2073 0 1 452 BS01 20 64 10 A												
Sequester												
Pres 16	BA:	-1	0	0	0	0	0	0	0	0	0	0
Reest	OP:	0	0									
	OT:	0	0	0	0	0	0	0	0	0	0	0
Mar 15	BA:	-1	-1	0	0	0	0	0	0	0	0	0
Base	OP:	0	0									
	OT:	0	0	0	0	0	0	0	0	0	0	0
Orig	BA:	0	0	0	0	0	0	0	0	0	0	0
Pres	OP:	0	0									
	OT:	0	0	0	0	0	0	0	0	0	0	0
Reest -	BA:	0	1	0	0	0	0	0	0	0	0	0
Mar15	OP:	0	0									
	OT:	0	0	0	0	0	0	0	0	0	0	0
Reest -	BA:	-1	0	0	0	0	0	0	0	0	0	0
Orig	OP:	0	0									
	OT:	0	0	0	0	0	0	0	0	0	0	0
Account Total for Energy Assistance Payments												
Pres 16	BA:	14	15	15	15	0	0	0	0	0	0	0
Reest	OP:	12	0									
	OT:	26	17	15	15	12	7	4	1	0	0	0
Mar 15	BA:	14	14	15	15	0	0	0	0	0	0	0
Base	OP:	12	0									
	OT:	26	17	15	15	12	7	4	1	0	0	0
Orig	BA:	6	15	15	15	0	0	0	0	0	0	0
Pres	OP:	15	11									
	OT:	18	19	16	16	8	0	0	0	0	0	0
Reest -	BA:	0	1	0	0	0	0	0	0	0	0	0
Mar15	OP:	0	0									
	OT:	0	0	0	0	0	0	0	0	0	0	0
Reest -	BA:	8	0	0	0	0	0	0	0	0	0	0
Orig	OP:	-3	-11									
	OT:	8	-2	-1	-1	4	7	4	1	0	0	0




Sorted by FUNC, SFUN, TID, SUB
 (amounts in millions)

		2015	2016	2017	2018	2019	2020	2021	2022	2023	2024	2025
COMMUNITY AND REGIONAL DEVELOPMENT (450)												
Rural economic development grants												
012 3105 0 1 452 AA01 AR AR 03												
Appropriation												
Pres 16	BA:	0	0	0	0	0	0	0	0	0	0	0
Reest	OP:	0	0									
	OT:	0	0	0	0	0	0	0	0	0	0	0
Mar 15	BA:	0	0	0	0	0	0	0	0	0	0	0
Base	OP:	0	0									
	OT:	0	0	0	0	0	0	0	0	0	0	0
Orig	BA:	0	-154	0	0	0	0	0	0	0	0	0
Pres	OP:	0	0									
	OT:	0	0	0	0	0	0	0	0	0	0	0
Reest -	BA:	0	0	0	0	0	0	0	0	0	0	0
Mar15	OP:	0	0									
	OT:	0	0	0	0	0	0	0	0	0	0	0
Reest -	BA:	0	154	0	0	0	0	0	0	0	0	0
Orig	OP:	0	0									
	OT:	0	0	0	0	0	0	0	0	0	0	0
012 3105 0 1 452 BA01 20 64 10 N												
Federal Fund												
Cushion of Credit												
Pres 16	BA:	-129	-88	-62	-63	-63	-64	-64	-15	-16	-16	-16
Reest	OP:	0	0									
	OT:	-129	-88	-62	-63	-63	-64	-64	-15	-16	-16	-16
Mar 15	BA:	-129	-88	-62	-63	-63	-64	-64	-15	-16	-16	-16
Base	OP:	0	0									
	OT:	-129	-88	-62	-63	-63	-64	-64	-15	-16	-16	-16
Orig	BA:	-179	0	-1	-1	-1	-1	-1	0	0	0	0
Pres	OP:	6	7						7	3	2	1
	OT:	-163	-149	-142	-136	-128	-123	-117	0	0	0	0
Reest -	BA:	0	0	0	0	0	0	0	0	0	0	0
Mar15	OP:	0	0						0	0	0	0
	OT:	0	0	0	0	0	0	0	0	0	0	0
Reest -	BA:	50	-88	-61	-62	-62	-63	-63	-15	-16	-16	-16
Orig	OP:	-6	-7						0	0	0	0
	OT:	34	61	80	73	65	59	53	-22	-19	-18	-17




Sorted by FUNC, SFUN, TID, SUB
 (amounts in millions)

		2015	2016	2017	2018	2019	2020	2021	2022	2023	2024	2025
COMMUNITY AND REGIONAL DEVELOPMENT (450)												
012 3105 0 1 452 BA02 20 64 10 N												
Federal Fund												
Program Spending												
Pres 16	BA:	129	88	62	63	63	64	64	15	16	16	16
Reest	OP:	0	0									
	OT:	12	13	14	14	15	16	17	15	16	16	16
Mar 15	BA:	129	88	62	63	63	64	64	15	16	16	16
Base	OP:	0	0									
	OT:	12	13	14	14	15	16	17	15	16	16	16
Orig	BA:	0	0	0	0	0	0	0	0	0	0	0
Pres	OP:	0	0									
	OT:	0	0	0	0	0	0	0	0	0	0	0
Reest -	BA:	0	0	0	0	0	0	0	0	0	0	0
Mar15	OP:	0	0									
	OT:	0	0	0	0	0	0	0	0	0	0	0
Reest -	BA:	129	88	62	63	63	64	64	15	16	16	16
Orig	OP:	0	0									
	OT:	12	13	14	14	15	16	17	15	16	16	16
012 3105 0 1 452 BA04 20 64 10 N												
Federal Fund												
CHIMP												
Pres 16	BA:	-179	0	0	0	0	0	0	0	0	0	0
Reest	OP:	0	0									
	OT:	0	0	0	0	0	0	0	0	0	0	0
Mar 15	BA:	-179	0	0	0	0	0	0	0	0	0	0
Base	OP:	0	0									
	OT:	0	0	0	0	0	0	0	0	0	0	0
Orig	BA:	0	0	0	0	0	0	0	0	0	0	0
Pres	OP:	0	0									
	OT:	0	0	0	0	0	0	0	0	0	0	0
Reest -	BA:	0	0	0	0	0	0	0	0	0	0	0
Mar15	OP:	0	0									
	OT:	0	0	0	0	0	0	0	0	0	0	0
Reest -	BA:	-179	0	0	0	0	0	0	0	0	0	0
Orig	OP:	0	0									
	OT:	0	0	0	0	0	0	0	0	0	0	0




Sorted by FUNC, SFUN, TID, SUB
 (amounts in millions)

		2015	2016	2017	2018	2019	2020	2021	2022	2023	2024	2025
COMMUNITY AND REGIONAL DEVELOPMENT (450)												
012 3105 0 1 452 BS01 20 64 10 A												
Sequester												
Pres 16	BA:	0	0	0	0	0	0	0	0	0	0	0
Reest	OP:	0	0									
	OT:	0	0	0	0	0	0	0	0	0	0	0
Mar 15	BA:	0	-2	0	0	0	0	0	0	0	0	0
Base	OP:	0	0									
	OT:	0	-2	0	0	0	0	0	0	0	0	0
Orig	BA:	0	0	0	0	0	0	0	0	0	0	0
Pres	OP:	0	0									
	OT:	0	0	0	0	0	0	0	0	0	0	0
Reest -	BA:	0	2	0	0	0	0	0	0	0	0	0
Mar15	OP:	0	0									
	OT:	0	2	0	0	0	0	0	0	0	0	0
Reest -	BA:	0	0	0	0	0	0	0	0	0	0	0
Orig	OP:	0	0									
	OT:	0	0	0	0	0	0	0	0	0	0	0
012 3105 0 1 452 IA01 AR AR 03 CH												
Rescission												
Cushion of credit												
Pres 16	BA:	0	-154	0	0	0	0	0	0	0	0	0
Reest	OP:	0	0									
	OT:	0	0	0	0	0	0	0	0	0	0	0
Mar 15	BA:	0	0	0	0	0	0	0	0	0	0	0
Base	OP:	0	0									
	OT:	0	0	0	0	0	0	0	0	0	0	0
Orig	BA:	0	0	0	0	0	0	0	0	0	0	0
Pres	OP:	0	0									
	OT:	0	0	0	0	0	0	0	0	0	0	0
Reest -	BA:	0	-154	0	0	0	0	0	0	0	0	0
Mar15	OP:	0	0									
	OT:	0	0	0	0	0	0	0	0	0	0	0
Reest -	BA:	0	-154	0	0	0	0	0	0	0	0	0
Orig	OP:	0	0									
	OT:	0	0	0	0	0	0	0	0	0	0	0




Sorted by FUNC, SFUN, TID, SUB
 (amounts in millions)

		2015	2016	2017	2018	2019	2020	2021	2022	2023	2024	2025
COMMUNITY AND REGIONAL DEVELOPMENT (450)												
Account Total for Rural economic development grants												
Pres 16	BA:	-179	-154	0	0	0	0	0	0	0	0	0
Reest	OP:	0	0									
	OT:	-117	-75	-48	-49	-48	-48	-47	0	0	0	0
Mar 15	BA:	-179	-2	0	0	0	0	0	0	0	0	0
Base	OP:	0	0									
	OT:	-117	-77	-48	-49	-48	-48	-47	0	0	0	0
Orig	BA:	-179	-154	-1	-1	-1	-1	-1	0	0	0	0
Pres	OP:	6	7									
	OT:	-163	-149	-142	-136	-128	-123	-117	7	3	2	1
Reest -	BA:	0	-152	0	0	0	0	0	0	0	0	0
Mar15	OP:	0	0									
	OT:	0	2	0	0	0	0	0	0	0	0	0
Reest -	BA:	0	0	1	1	1	1	1	0	0	0	0
Orig	OP:	-6	-7									
	OT:	46	74	94	87	80	75	70	-7	-3	-2	-1
Biorefinery Assistance Program Account												
012 3106 0 1 452 BA01 20 64 10 N												
Federal Fund												
Farm Bill												
Pres 16	BA:	50	50	0	0	0	0	0	0	0	0	0
Reest	OP:	50	0									
	OT:	80	95	98	72	33	10	2	0	0	0	0
Mar 15	BA:	50	50	0	0	0	0	0	0	0	0	0
Base	OP:	50	0									
	OT:	80	95	98	72	33	10	2	0	0	0	0
Orig	BA:	30	50	0	0	0	0	0	0	0	0	0
Pres	OP:	80	108									
	OT:	90	124	129	27	10	0	0	0	0	0	0
Reest -	BA:	0	0	0	0	0	0	0	0	0	0	0
Mar15	OP:	0	0									
	OT:	0	0	0	0	0	0	0	0	0	0	0
Reest -	BA:	20	0	0	0	0	0	0	0	0	0	0
Orig	OP:	-30	-108									
	OT:	-10	-29	-31	45	23	10	2	0	0	0	0




Sorted by FUNC, SFUN, TID, SUB
 (amounts in millions)

		2015	2016	2017	2018	2019	2020	2021	2022	2023	2024	2025
COMMUNITY AND REGIONAL DEVELOPMENT (450)												
012 3106 0 1 452 BA02 20 64 10 N RG												
Federal Fund												
Pres 16	BA:	6	0	0	0	0	0	0	0	0	0	0
Reest	OP:	0	0									
	OT:	6	0	0	0	0	0	0	0	0	0	0
Mar 15	BA:	6	0	0	0	0	0	0	0	0	0	0
Base	OP:	0	0									
	OT:	6	0	0	0	0	0	0	0	0	0	0
Orig	BA:	6	0	0	0	0	0	0	0	0	0	0
Pres	OP:	0	0									
	OT:	6	0	0	0	0	0	0	0	0	0	0
Reest -	BA:	0	0	0	0	0	0	0	0	0	0	0
Mar15	OP:	0	0									
	OT:	0	0	0	0	0	0	0	0	0	0	0
Reest -	BA:	0	0	0	0	0	0	0	0	0	0	0
Orig	OP:	0	0									
	OT:	0	0	0	0	0	0	0	0	0	0	0
012 3106 0 1 452 BA04 20 64 10 N												
Federal Fund												
CHIMP												
Pres 16	BA:	-16	16	0	0	0	0	0	0	0	0	0
Reest	OP:	0	0									
	OT:	0	-3	-1	0	3	1	0	0	0	0	0
Mar 15	BA:	-16	16	0	0	0	0	0	0	0	0	0
Base	OP:	0	0									
	OT:	0	-3	-1	0	3	1	0	0	0	0	0
Orig	BA:	0	0	0	0	0	0	0	0	0	0	0
Pres	OP:	0	0									
	OT:	0	0	0	0	0	0	0	0	0	0	0
Reest -	BA:	0	0	0	0	0	0	0	0	0	0	0
Mar15	OP:	0	0									
	OT:	0	0	0	0	0	0	0	0	0	0	0
Reest -	BA:	-16	16	0	0	0	0	0	0	0	0	0
Orig	OP:	0	0									
	OT:	0	-3	-1	0	3	1	0	0	0	0	0




Sorted by FUNC, SFUN, TID, SUB
 (amounts in millions)

		2015	2016	2017	2018	2019	2020	2021	2022	2023	2024	2025
COMMUNITY AND REGIONAL DEVELOPMENT (450)												
012 3106 0 1 452 BS01 20 64 10 A												
Sequester												
Pres 16	BA:	-4	0	0	0	0	0	0	0	0	0	0
Reest	OP:	0	0									
	OT:	0	0	0	0	0	0	0	0	0	0	0
Mar 15	BA:	-4	-4	0	0	0	0	0	0	0	0	0
Base	OP:	0	0									
	OT:	0	0	0	0	0	0	0	0	0	0	0
Orig	BA:	0	0	0	0	0	0	0	0	0	0	0
Pres	OP:	0	0									
	OT:	0	0	0	0	0	0	0	0	0	0	0
Reest -	BA:	0	4	0	0	0	0	0	0	0	0	0
Mar15	OP:	0	0									
	OT:	0	0	0	0	0	0	0	0	0	0	0
Reest -	BA:	-4	0	0	0	0	0	0	0	0	0	0
Orig	OP:	0	0									
	OT:	0	0	0	0	0	0	0	0	0	0	0
Account Total for Biorefinery Assistance Program Account												
Pres 16	BA:	36	66	0	0	0	0	0	0	0	0	0
Reest	OP:	50	0									
	OT:	86	92	97	72	36	11	2	0	0	0	0
Mar 15	BA:	36	62	0	0	0	0	0	0	0	0	0
Base	OP:	50	0									
	OT:	86	92	97	72	36	11	2	0	0	0	0
Orig	BA:	36	50	0	0	0	0	0	0	0	0	0
Pres	OP:	80	108									
	OT:	96	124	129	27	10	0	0	0	0	0	0
Reest -	BA:	0	4	0	0	0	0	0	0	0	0	0
Mar15	OP:	0	0									
	OT:	0	0	0	0	0	0	0	0	0	0	0
Reest -	BA:	0	16	0	0	0	0	0	0	0	0	0
Orig	OP:	-30	-108									
	OT:	-10	-32	-32	45	26	11	2	0	0	0	0




Sorted by FUNC, SFUN, TID, SUB
 (amounts in millions)

		2015	2016	2017	2018	2019	2020	2021	2022	2023	2024	2025
COMMUNITY AND REGIONAL DEVELOPMENT (450)												
Rural economic development loans program account												
012 3108 0 1 452 BA02 20 64 10 0												
Federal Fund												
Program Spending												
Pres 16	BA:	0	0	0	0	0	0	0	0	0	0	0
Reest	OP:	3	3									
	OT:	3	3	3	4	4	4	4	4	5	5	5
Mar 15	BA:	0	0	0	0	0	0	0	0	0	0	0
Base	OP:	3	3									
	OT:	3	3	3	4	4	4	4	4	5	5	5
Orig	BA:	0	0	0	0	0	0	0	0	0	0	0
Pres	OP:	5	4									
	OT:	2	-5	-2	-1	0	-1	0	0	0	0	0
Reest -	BA:	0	0	0	0	0	0	0	0	0	0	0
Mar15	OP:	0	0									
	OT:	0	0	0	0	0	0	0	0	0	0	0
Reest -	BA:	0	0	0	0	0	0	0	0	0	0	0
Orig	OP:	-2	-1									
	OT:	1	8	5	5	4	5	4	4	5	5	5
012 3108 0 1 452 BA03 20 64 10 N RD												
Federal Fund												
Pres 16	BA:	-1	0	0	0	0	0	0	0	0	0	0
Reest	OP:	0	0									
	OT:	-1	0	0	0	0	0	0	0	0	0	0
Mar 15	BA:	-1	0	0	0	0	0	0	0	0	0	0
Base	OP:	0	0									
	OT:	-1	0	0	0	0	0	0	0	0	0	0
Orig	BA:	-1	0	0	0	0	0	0	0	0	0	0
Pres	OP:	0	0									
	OT:	-1	0	0	0	0	0	0	0	0	0	0
Reest -	BA:	0	0	0	0	0	0	0	0	0	0	0
Mar15	OP:	0	0									
	OT:	0	0	0	0	0	0	0	0	0	0	0
Reest -	BA:	0	0	0	0	0	0	0	0	0	0	0
Orig	OP:	0	0									
	OT:	0	0	0	0	0	0	0	0	0	0	0



Sorted by FUNC, SFUN, TID, SUB
 (amounts in millions)

		2015	2016	2017	2018	2019	2020	2021	2022	2023	2024	2025
COMMUNITY AND REGIONAL DEVELOPMENT (450)												
012 3108 0 1 452 BA07 20 64 10 N												
Federal Fund												
Offsetting Collections												
Pres 16	BA:	0	0	0	0	0	0	0	0	0	0	0
Reest	OP:	0	0									
	OT:	-3	-3	-3	-4	-4	-4	-4	-4	-5	-5	-5
Mar 15	BA:	0	0	0	0	0	0	0	0	0	0	0
Base	OP:	0	0									
	OT:	-3	-3	-3	-4	-4	-4	-4	-4	-5	-5	-5
Orig	BA:	0	0	0	0	0	0	0	0	0	0	0
Pres	OP:	0	0									
	OT:	0	0	0	0	0	0	0	0	0	0	0
Reest -	BA:	0	0	0	0	0	0	0	0	0	0	0
Mar15	OP:	0	0									
	OT:	0	0	0	0	0	0	0	0	0	0	0
Reest -	BA:	0	0	0	0	0	0	0	0	0	0	0
Orig	OP:	0	0									
	OT:	-3	-3	-3	-4	-4	-4	-4	-4	-5	-5	-5
Account Total for Rural economic development loans program account												
Pres 16	BA:	-1	0	0	0	0	0	0	0	0	0	0
Reest	OP:	3	3									
	OT:	-1	0	0	0	0	0	0	0	0	0	0
Mar 15	BA:	-1	0	0	0	0	0	0	0	0	0	0
Base	OP:	3	3									
	OT:	-1	0	0	0	0	0	0	0	0	0	0
Orig	BA:	-1	0	0	0	0	0	0	0	0	0	0
Pres	OP:	5	4									
	OT:	1	-5	-2	-1	0	-1	0	0	0	0	0
Reest -	BA:	0	0	0	0	0	0	0	0	0	0	0
Mar15	OP:	0	0									
	OT:	0	0	0	0	0	0	0	0	0	0	0
Reest -	BA:	0	0	0	0	0	0	0	0	0	0	0
Orig	OP:	-2	-1									
	OT:	-2	5	2	1	0	1	0	0	0	0	0



Sorted by FUNC, SFUN, TID, SUB
 (amounts in millions)

		2015	2016	2017	2018	2019	2020	2021	2022	2023	2024	2025
COMMUNITY AND REGIONAL DEVELOPMENT (450)												
Rural Utilities Service												
Rural development insurance fund liquidating account												
012 4155 0 3 452 BD08 XX XX 10 N LQ												
Public Enterprise Fund												
Repayment and Interest Revenue												
Pres 16	BA:	0	0	0	0	0	0	0	0	0	0	0
Reest	OP:	0	0									
	OT:	-167	-146	-114	-89	-61	-42	-28	-8	0	0	0
Mar 15	BA:	0	0	0	0	0	0	0	0	0	0	0
Base	OP:	0	0									
	OT:	-167	-146	-114	-89	-61	-42	-28	-8	0	0	0
Orig	BA:	-174	-144	-119	-99	-82	-68	-56	-47	-39	-32	-27
Pres	OP:	0	0									
	OT:	-174	-144	-119	-99	-82	-68	-56	-47	-39	-32	-27
Reest -	BA:	0	0	0	0	0	0	0	0	0	0	0
Mar15	OP:	0	0									
	OT:	0	0	0	0	0	0	0	0	0	0	0
Reest -	BA:	174	144	119	99	82	68	56	47	39	32	27
Orig	OP:	0	0									
	OT:	7	-2	5	10	21	26	28	39	39	32	27



Sorted by FUNC, SFUN, TID, SUB
 (amounts in millions)

		2015	2016	2017	2018	2019	2020	2021	2022	2023	2024	2025
COMMUNITY AND REGIONAL DEVELOPMENT (450)												
Rural Business Cooperative Service												
Rural development loan fund liquidating account												
012 4233 0 3 452 BD02 XX XX 10 N LQ												
Public Enterprise Fund												
Pres 16	BA:	0	0	0	0	0	0	0	0	0	0	0
Reest	OP:	0	0									
	OT:	-2	-2	-2	-2	-1	-1	-1	-1	-1	-1	-1
Mar 15	BA:	0	0	0	0	0	0	0	0	0	0	0
Base	OP:	0	0									
	OT:	-2	-2	-2	-2	-1	-1	-1	-1	-1	-1	-1
Orig	BA:	-4	-3	-2	-2	-1	-1	-1	-1	-1	0	0
Pres	OP:	0	0									
	OT:	-4	-3	-2	-2	-1	-1	-1	-1	-1	0	0
Reest -	BA:	0	0	0	0	0	0	0	0	0	0	0
Mar15	OP:	0	0									
	OT:	0	0	0	0	0	0	0	0	0	0	0
Reest -	BA:	4	3	2	2	1	1	1	1	1	0	0
Orig	OP:	0	0									
	OT:	2	1	0	0	0	0	0	0	0	-1	-1




Sorted by FUNC, SFUN, TID, SUB
 (amounts in millions)

	2015	2016	2017	2018	2019	2020	2021	2022	2023	2024	2025
COMMUNITY AND REGIONAL DEVELOPMENT (450)											
Department of Commerce											
Economic Development Administration											
Salaries and expenses											
013 0125 0 1 452 AA01 CJ CJ 03 0											
Appropriation											
Pres 16 BA:	37	46	46	47	47	48	49	50	51	52	53
Reest OP:	5	4									
OT:	37	44	46	47	47	48	49	50	51	52	53
Mar 15 BA:	37	38	39	41	42	44	45	47	49	50	52
Base OP:	5	4									
OT:	37	37	39	41	42	44	45	47	49	50	52
Orig BA:	37	45	46	47	47	48	49	50	51	52	53
Pres OP:	4	3									
OT:	38	43	44	46	46	47	48	49	50	51	52
Reest - BA:	0	8	7	6	5	4	4	3	2	2	1
Mar15 OP:	0	0									
OT:	0	7	7	6	5	4	4	3	2	2	1
Reest - BA:	0	1	0	0	0	0	0	0	0	0	0
Orig OP:	1	1									
OT:	-1	1	2	1	1	1	1	1	1	1	1




Sorted by FUNC, SFUN, TID, SUB
 (amounts in millions)

		2015	2016	2017	2018	2019	2020	2021	2022	2023	2024	2025
COMMUNITY AND REGIONAL DEVELOPMENT (450)												
Economic development assistance programs												
013 2050 0 1 452 AA01 CJ CJ 03 0												
Appropriation												
Pres 16	BA:	213	228	233	237	240	242	247	252	257	262	267
Reest	OP:	288	323									
	OT:	299	334	302	270	255	240	238	242	246	250	255
Mar 15	BA:	213	216	220	225	229	234	238	243	248	253	258
Base	OP:	288	323									
	OT:	299	334	298	264	245	229	227	232	236	241	246
Orig	BA:	208	228	233	237	240	242	247	252	257	262	267
Pres	OP:	406	276									
	OT:	416	287	217	219	227	234	238	242	246	250	254
Reest -	BA:	0	12	13	12	11	8	9	9	9	9	9
Mar15	OP:	0	0									
	OT:	0	0	4	6	10	11	11	10	10	9	9
Reest -	BA:	5	0	0	0	0	0	0	0	0	0	0
Orig	OP:	-118	47									
	OT:	-117	47	85	51	28	6	0	0	0	0	1
013 2050 0 1 452 IA01 CJ CJ 03 A												
Rescission												
sec 524												
Pres 16	BA:	-5	0	0	0	0	0	0	0	0	0	0
Reest	OP:	0	-1									
	OT:	0	-1	-1	-1	-1	0	0	0	0	0	0
Mar 15	BA:	-5	0	0	0	0	0	0	0	0	0	0
Base	OP:	0	-1									
	OT:	0	-1	-1	-1	-1	0	0	0	0	0	0
Orig	BA:	0	0	0	0	0	0	0	0	0	0	0
Pres	OP:	0	0									
	OT:	0	0	0	0	0	0	0	0	0	0	0
Reest -	BA:	0	0	0	0	0	0	0	0	0	0	0
Mar15	OP:	0	0									
	OT:	0	0	0	0	0	0	0	0	0	0	0
Reest -	BA:	-5	0	0	0	0	0	0	0	0	0	0
Orig	OP:	0	-1									
	OT:	0	-1	-1	-1	-1	0	0	0	0	0	0



Sorted by FUNC, SFUN, TID, SUB
 (amounts in millions)

		2015	2016	2017	2018	2019	2020	2021	2022	2023	2024	2025
COMMUNITY AND REGIONAL DEVELOPMENT (450)												
Account Total for Economic development assistance programs												
Pres 16	BA:	208	228	233	237	240	242	247	252	257	262	267
Reest	OP:	288	322									
	OT:	299	333	301	269	254	240	238	242	246	250	255
Mar 15	BA:	208	216	220	225	229	234	238	243	248	253	258
Base	OP:	288	322									
	OT:	299	333	297	263	244	229	227	232	236	241	246
Orig	BA:	208	228	233	237	240	242	247	252	257	262	267
Pres	OP:	406	276									
	OT:	416	287	217	219	227	234	238	242	246	250	254
Reest -	BA:	0	12	13	12	11	8	9	9	9	9	9
Mar15	OP:	0	0									
	OT:	0	0	4	6	10	11	11	10	10	9	9
Reest -	BA:	0	0	0	0	0	0	0	0	0	0	0
Orig	OP:	-118	46									
	OT:	-117	46	84	50	27	6	0	0	0	0	1
Economic development revolving fund liquidating account												
013 4406 0 3 452 BD01 XX XX 10 LQ												
Public Enterprise Fund												
Pres 16	BA:	0	0	0	0	0	0	0	0	0	0	0
Reest	OP:	0	0									
	OT:	0	0	0	0	0	0	0	0	0	0	0
Mar 15	BA:	0	0	0	0	0	0	0	0	0	0	0
Base	OP:	0	0									
	OT:	0	0	0	0	0	0	0	0	0	0	0
Orig	BA:	-1	-1	0	0	0	0	0	0	0	0	0
Pres	OP:	0	0									
	OT:	-1	-1	0	0	0	0	0	0	0	0	-2
Reest -	BA:	0	0	0	0	0	0	0	0	0	0	0
Mar15	OP:	0	0									
	OT:	0	0	0	0	0	0	0	0	0	0	0
Reest -	BA:	1	1	0	0	0	0	0	0	0	0	0
Orig	OP:	0	0									
	OT:	1	1	0	0	0	0	0	0	0	0	2



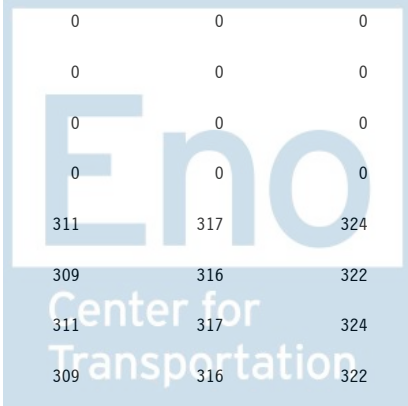
Sorted by FUNC, SFUN, TID, SUB
 (amounts in millions)

		2015	2016	2017	2018	2019	2020	2021	2022	2023	2024	2025
COMMUNITY AND REGIONAL DEVELOPMENT (450)												
Department of the Interior												
Bureau of Indian Affairs and Bureau of Indian Education												
Operation of Indian programs												
014 2100 0 1 452 AA01 IN IN 03 0												
Appropriation												
Pres 16	BA:	1,433	1,500	1,248	1,272	1,285	1,298	1,324	1,351	1,378	1,404	1,434
Reest	OP:	369	360									
	OT:	1,444	1,485	1,310	1,271	1,281	1,294	1,317	1,344	1,371	1,397	1,426
Mar 15	BA:	1,433	1,462	1,495	1,533	1,572	1,612	1,652	1,694	1,737	1,780	1,825
Base	OP:	369	360									
	OT:	1,444	1,457	1,486	1,523	1,561	1,601	1,641	1,683	1,725	1,768	1,813
Orig	BA:	1,415	1,500	1,248	1,272	1,285	1,298	1,324	1,351	1,378	1,404	1,434
Pres	OP:	498	488									
	OT:	1,431	1,480	1,306	1,261	1,280	1,292	1,315	1,340	1,368	1,394	1,423
Reest -	BA:	0	38	-247	-261	-287	-314	-328	-343	-359	-376	-391
Mar15	OP:	0	0									
	OT:	0	28	-176	-252	-280	-307	-324	-339	-354	-371	-387
Reest -	BA:	18	0	0	0	0	0	0	0	0	0	0
Orig	OP:	-129	-128									
	OT:	13	5	4	10	1	2	2	4	3	3	3



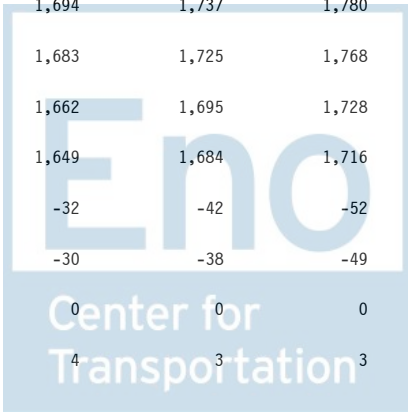
Sorted by FUNC, SFUN, TID, SUB
 (amounts in millions)

		2015	2016	2017	2018	2019	2020	2021	2022	2023	2024	2025
COMMUNITY AND REGIONAL DEVELOPMENT (450)												
014 2100 0 1 452 EA01 36 92 10												
Proposed Legislation												
Pres 16	BA:	0	0	25	35	45	0	0	0	0	0	0
Reest	OP:	0	0									
	OT:	0	0	15	30	45	15	0	0	0	0	0
Mar 15	BA:	0	0	0	0	0	0	0	0	0	0	0
Base	OP:	0	0									
	OT:	0	0	0	0	0	0	0	0	0	0	0
Orig	BA:	0	0	25	35	45	0	0	0	0	0	0
Pres	OP:	0	0									
	OT:	0	0	19	32	43	11	0	0	0	0	0
Reest -	BA:	0	0	25	35	45	0	0	0	0	0	0
Mar15	OP:	0	0									
	OT:	0	0	15	30	45	15	0	0	0	0	0
Reest -	BA:	0	0	0	0	0	0	0	0	0	0	0
Orig	OP:	0	0									
	OT:	0	0	-4	-2	2	4	0	0	0	0	0
014 2100 0 1 452 EA02 36 92 10												
Proposed Legislation												
Pres 16	BA:	0	0	282	287	293	299	305	311	317	324	330
Reest	OP:	0	0									
	OT:	0	0	212	285	292	297	304	309	316	322	329
Mar 15	BA:	0	0	0	0	0	0	0	0	0	0	0
Base	OP:	0	0									
	OT:	0	0	0	0	0	0	0	0	0	0	0
Orig	BA:	0	0	0	0	0	0	0	0	0	0	0
Pres	OP:	0	0									
	OT:	0	0	0	0	0	0	0	0	0	0	0
Reest -	BA:	0	0	282	287	293	299	305	311	317	324	330
Mar15	OP:	0	0									
	OT:	0	0	212	285	292	297	304	309	316	322	329
Reest -	BA:	0	0	282	287	293	299	305	311	317	324	330
Orig	OP:	0	0									
	OT:	0	0	212	285	292	297	304	309	316	322	329



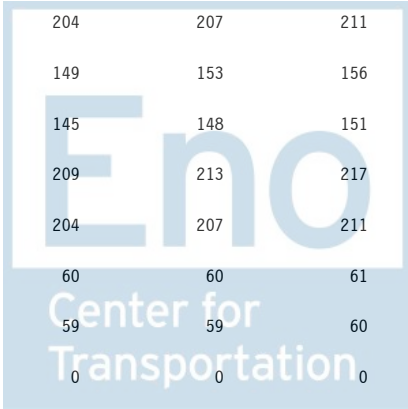
Sorted by FUNC, SFUN, TID, SUB
 (amounts in millions)

		2015	2016	2017	2018	2019	2020	2021	2022	2023	2024	2025
COMMUNITY AND REGIONAL DEVELOPMENT (450)												
014 2100 0 1 452 EE01 XX XX 10												
Non-scoreable secondary effect												
Pres 16	BA:	0	0	0	0	0	0	0	0	0	0	0
Reest	OP:	0	0									
	OT:	0	0	0	0	0	0	0	0	0	0	0
Mar 15	BA:	0	0	0	0	0	0	0	0	0	0	0
Base	OP:	0	0									
	OT:	0	0	0	0	0	0	0	0	0	0	0
Orig	BA:	0	0	282	287	293	299	305	311	317	324	330
Pres	OP:	0	0									
	OT:	0	0	212	285	292	297	304	309	316	322	329
Reest -	BA:	0	0	0	0	0	0	0	0	0	0	0
Mar15	OP:	0	0									
	OT:	0	0	0	0	0	0	0	0	0	0	0
Reest -	BA:	0	0	-282	-287	-293	-299	-305	-311	-317	-324	-330
Orig	OP:	0	0									
	OT:	0	0	-212	-285	-292	-297	-304	-309	-316	-322	-329
Account Total for Operation of Indian programs												
Pres 16	BA:	1,433	1,500	1,555	1,594	1,623	1,597	1,629	1,662	1,695	1,728	1,764
Reest	OP:	369	360									
	OT:	1,444	1,485	1,537	1,586	1,618	1,606	1,621	1,653	1,687	1,719	1,755
Mar 15	BA:	1,433	1,462	1,495	1,533	1,572	1,612	1,652	1,694	1,737	1,780	1,825
Base	OP:	369	360									
	OT:	1,444	1,457	1,486	1,523	1,561	1,601	1,641	1,683	1,725	1,768	1,813
Orig	BA:	1,415	1,500	1,555	1,594	1,623	1,597	1,629	1,662	1,695	1,728	1,764
Pres	OP:	498	488									
	OT:	1,431	1,480	1,537	1,578	1,615	1,600	1,619	1,649	1,684	1,716	1,752
Reest -	BA:	0	38	60	61	51	-15	-23	-32	-42	-52	-61
Mar15	OP:	0	0									
	OT:	0	28	51	63	57	5	-20	-30	-38	-49	-58
Reest -	BA:	18	0	0	0	0	0	0	0	0	0	0
Orig	OP:	-129	-128									
	OT:	13	5	0	8	3	6	2	4	3	3	3



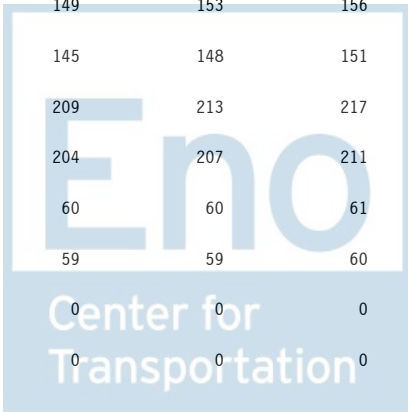
Sorted by FUNC, SFUN, TID, SUB
 (amounts in millions)

		2015	2016	2017	2018	2019	2020	2021	2022	2023	2024	2025
COMMUNITY AND REGIONAL DEVELOPMENT (450)												
White Earth settlement fund												
014 2204 0 1 452 BA01 36 92 10 0												
Federal Fund												
Pres 16	BA:	3	3	3	3	3	3	3	3	3	3	3
Reest	OP:	0	0									
	OT:	3	3	3	3	3	3	3	3	3	3	3
Mar 15	BA:	3	3	3	3	3	3	3	3	3	3	3
Base	OP:	0	0									
	OT:	3	3	3	3	3	3	3	3	3	3	3
Orig	BA:	3	3	2	2	2	2	2	2	2	2	2
Pres	OP:	0	0									
	OT:	3	3	2	2	2	2	2	2	2	2	2
Reest -	BA:	0	0	0	0	0	0	0	0	0	0	0
Mar15	OP:	0	0									
	OT:	0	0	0	0	0	0	0	0	0	0	0
Reest -	BA:	0	0	1	1	1	1	1	1	1	1	1
Orig	OP:	0	0									
	OT:	0	0	1	1	1	1	1	1	1	1	1
Construction												
014 2301 0 1 452 AA01 IN IN 03 0												
Appropriation												
Pres 16	BA:	129	189	193	197	199	201	205	209	213	217	221
Reest	OP:	68	85									
	OT:	104	138	159	178	191	197	201	204	207	211	215
Mar 15	BA:	129	131	134	137	140	143	146	149	153	156	159
Base	OP:	68	85									
	OT:	104	122	126	132	136	139	142	145	148	151	154
Orig	BA:	129	189	193	197	199	201	205	209	213	217	221
Pres	OP:	60	90									
	OT:	90	133	157	179	195	197	200	204	207	211	215
Reest -	BA:	0	58	59	60	59	58	59	60	60	61	62
Mar15	OP:	0	0									
	OT:	0	16	33	46	55	58	59	59	59	60	61
Reest -	BA:	0	0	0	0	0	0	0	0	0	0	0
Orig	OP:	8	-5									
	OT:	14	5	2	-1	-4	0	1	0	0	0	0




Sorted by FUNC, SFUN, TID, SUB
 (amounts in millions)

		2015	2016	2017	2018	2019	2020	2021	2022	2023	2024	2025
COMMUNITY AND REGIONAL DEVELOPMENT (450)												
014 2301 0 1 452 DE01 IN IN 03 A STIM09												
Supplemental Emergency												
Pres 16	BA:	0	0	0	0	0	0	0	0	0	0	0
Reest	OP:	1	0									
	OT:	1	0	0	0	0	0	0	0	0	0	0
Mar 15	BA:	0	0	0	0	0	0	0	0	0	0	0
Base	OP:	1	0									
	OT:	1	0	0	0	0	0	0	0	0	0	0
Orig	BA:	0	0	0	0	0	0	0	0	0	0	0
Pres	OP:	0	0									
	OT:	0	0	0	0	0	0	0	0	0	0	0
Reest -	BA:	0	0	0	0	0	0	0	0	0	0	0
Mar15	OP:	0	0									
	OT:	0	0	0	0	0	0	0	0	0	0	0
Reest -	BA:	0	0	0	0	0	0	0	0	0	0	0
Orig	OP:	1	0									
	OT:	1	0	0	0	0	0	0	0	0	0	0
Account Total for Construction												
Pres 16	BA:	129	189	193	197	199	201	205	209	213	217	221
Reest	OP:	69	85									
	OT:	105	138	159	178	191	197	201	204	207	211	215
Mar 15	BA:	129	131	134	137	140	143	146	149	153	156	159
Base	OP:	69	85									
	OT:	105	122	126	132	136	139	142	145	148	151	154
Orig	BA:	129	189	193	197	199	201	205	209	213	217	221
Pres	OP:	60	90									
	OT:	90	133	157	179	195	197	200	204	207	211	215
Reest -	BA:	0	58	59	60	59	58	59	60	60	61	62
Mar15	OP:	0	0									
	OT:	0	16	33	46	55	58	59	59	59	60	61
Reest -	BA:	0	0	0	0	0	0	0	0	0	0	0
Orig	OP:	9	-5									
	OT:	15	5	2	-1	-4	0	1	0	0	0	0



Sorted by FUNC, SFUN, TID, SUB
 (amounts in millions)

		2015	2016	2017	2018	2019	2020	2021	2022	2023	2024	2025
COMMUNITY AND REGIONAL DEVELOPMENT (450)												
Indian land and water claim settlements and miscellaneous paymen												
014 2303 0 1 452 AA01 IN IN 03 0												
Appropriation												
Pres 16	BA:	36	68	69	71	71	72	74	75	77	78	80
Reest	OP:	3	3									
	OT:	36	65	69	71	71	72	74	75	77	78	80
Mar 15	BA:	36	37	37	38	39	39	40	41	42	43	44
Base	OP:	3	3									
	OT:	36	37	37	38	39	39	40	41	42	43	44
Orig	BA:	36	68	69	71	71	72	74	75	77	78	80
Pres	OP:	0	0									
	OT:	36	68	69	71	71	72	74	75	77	78	80
Reest -	BA:	0	31	32	33	32	33	34	34	35	35	36
Mar15	OP:	0	0									
	OT:	0	28	32	33	32	33	34	34	35	35	36
Reest -	BA:	0	0	0	0	0	0	0	0	0	0	0
Orig	OP:	3	3									
	OT:	0	-3	0	0	0	0	0	0	0	0	0
Indian direct loan program account												
014 2627 0 1 452 BA01 36 92 10 N RD												
Federal Fund												
Pres 16	BA:	-2	0	0	0	0	0	0	0	0	0	0
Reest	OP:	0	0									
	OT:	-2	0	0	0	0	0	0	0	0	0	0
Mar 15	BA:	-2	0	0	0	0	0	0	0	0	0	0
Base	OP:	0	0									
	OT:	-2	0	0	0	0	0	0	0	0	0	0
Orig	BA:	-2	0	0	0	0	0	0	0	0	0	0
Pres	OP:	0	0									
	OT:	-2	0	0	0	0	0	0	0	0	0	0
Reest -	BA:	0	0	0	0	0	0	0	0	0	0	0
Mar15	OP:	0	0									
	OT:	0	0	0	0	0	0	0	0	0	0	0
Reest -	BA:	0	0	0	0	0	0	0	0	0	0	0
Orig	OP:	0	0									
	OT:	0	0	0	0	0	0	0	0	0	0	0




Sorted by FUNC, SFUN, TID, SUB
 (amounts in millions)

		2015	2016	2017	2018	2019	2020	2021	2022	2023	2024	2025
COMMUNITY AND REGIONAL DEVELOPMENT (450)												
Indian guaranteed loan program account												
014 2628 0 1 452 AA01 IN IN 03 0 SG												
Appropriation												
Pres 16	BA:	8	8	8	8	8	8	9	9	9	9	9
Reest	OP:	3	3									
	OT:	7	7	7	7	7	7	8	8	8	8	8
Mar 15	BA:	8	8	8	8	9	9	9	9	9	10	10
Base	OP:	3	3									
	OT:	7	7	7	7	8	8	8	8	8	9	9
Orig	BA:	8	8	8	8	8	8	9	9	9	9	9
Pres	OP:	6	6									
	OT:	8	8	8	8	8	8	8	9	9	9	9
Reest -	BA:	0	0	0	0	-1	-1	0	0	0	-1	-1
Mar15	OP:	0	0									
	OT:	0	0	0	0	-1	-1	0	0	0	-1	-1
Reest -	BA:	0	0	0	0	0	0	0	0	0	0	0
Orig	OP:	-3	-3									
	OT:	-1	-1	-1	-1	-1	-1	0	-1	-1	-1	-1
014 2628 0 1 452 BA01 36 92 10 N RG												
Federal Fund												
Pres 16	BA:	-25	0	0	0	0	0	0	0	0	0	0
Reest	OP:	0	0									
	OT:	-25	0	0	0	0	0	0	0	0	0	0
Mar 15	BA:	-25	0	0	0	0	0	0	0	0	0	0
Base	OP:	0	0									
	OT:	-25	0	0	0	0	0	0	0	0	0	0
Orig	BA:	-25	0	0	0	0	0	0	0	0	0	0
Pres	OP:	0	0									
	OT:	-25	0	0	0	0	0	0	0	0	0	0
Reest -	BA:	0	0	0	0	0	0	0	0	0	0	0
Mar15	OP:	0	0									
	OT:	0	0	0	0	0	0	0	0	0	0	0
Reest -	BA:	0	0	0	0	0	0	0	0	0	0	0
Orig	OP:	0	0									
	OT:	0	0	0	0	0	0	0	0	0	0	0



Sorted by FUNC, SFUN, TID, SUB
 (amounts in millions)

		2015	2016	2017	2018	2019	2020	2021	2022	2023	2024	2025
COMMUNITY AND REGIONAL DEVELOPMENT (450)												
Account Total for Indian guaranteed loan program account												
Pres 16	BA:	-17	8	8	8	8	8	9	9	9	9	9
Reest	OP:	3	3									
	OT:	-18	7	7	7	7	7	8	8	8	8	8
Mar 15	BA:	-17	8	8	8	9	9	9	9	9	10	10
Base	OP:	3	3									
	OT:	-18	7	7	7	8	8	8	8	8	9	9
Orig	BA:	-17	8	8	8	8	8	9	9	9	9	9
Pres	OP:	6	6									
	OT:	-17	8	8	8	8	8	8	9	9	9	9
Reest -	BA:	0	0	0	0	-1	-1	0	0	0	-1	-1
Mar15	OP:	0	0									
	OT:	0	0	0	0	-1	-1	0	0	0	-1	-1
Reest -	BA:	0	0	0	0	0	0	0	0	0	0	0
Orig	OP:	-3	-3									
	OT:	-1	-1	-1	-1	-1	-1	0	-1	-1	-1	-1
Revolving fund for loans liquidating account												
014 4409 0 3 452 BD03 XX XX 10 N LQ												
Public Enterprise Fund												
Pres 16	BA:	-1	-1	-1	-1	-1	-1	-1	-1	-1	-1	-1
Reest	OP:	0	0									
	OT:	-1	-1	-1	-1	-1	-1	-1	-1	-1	-1	-1
Mar 15	BA:	-1	-1	-1	-1	-1	-1	-1	-1	-1	-1	-1
Base	OP:	0	0									
	OT:	-1	-1	-1	-1	-1	-1	-1	-1	-1	-1	-1
Orig	BA:	-1	-1	0	0	0	0	0	0	0	0	0
Pres	OP:	0	0									
	OT:	-1	-1	0	0	0	0	0	0	0	0	0
Reest -	BA:	0	0	0	0	0	0	0	0	0	0	0
Mar15	OP:	0	0									
	OT:	0	0	0	0	0	0	0	0	0	0	0
Reest -	BA:	0	0	-1	-1	-1	-1	-1	-1	-1	-1	-1
Orig	OP:	0	0									
	OT:	0	0	-1	-1	-1	-1	-1	-1	-1	-1	-1



Sorted by FUNC, SFUN, TID, SUB
 (amounts in millions)

		2015	2016	2017	2018	2019	2020	2021	2022	2023	2024	2025
COMMUNITY AND REGIONAL DEVELOPMENT (450)												
Operation and maintenance of quarters												
014 5051 0 2 452 BA01 36 92 10 0												
Federal Fund												
Pres 16	BA:	6	6	6	6	6	7	7	7	7	7	7
Reest	OP:	4	4									
	OT:	6	6	6	6	6	6	7	7	7	7	7
Mar 15	BA:	6	6	6	6	6	7	7	7	7	7	7
Base	OP:	4	4									
	OT:	6	6	6	6	6	6	7	7	7	7	7
Orig	BA:	6	6	5	5	5	5	5	5	5	5	5
Pres	OP:	0	0									
	OT:	6	6	5	5	5	5	5	5	5	5	5
Reest -	BA:	0	0	0	0	0	0	0	0	0	0	0
Mar15	OP:	0	0									
	OT:	0	0	0	0	0	0	0	0	0	0	0
Reest -	BA:	0	0	1	1	1	2	2	2	2	2	2
Orig	OP:	4	4									
	OT:	0	0	1	1	1	1	2	2	2	2	2



Sorted by FUNC, SFUN, TID, SUB
 (amounts in millions)

		2015	2016	2017	2018	2019	2020	2021	2022	2023	2024	2025
COMMUNITY AND REGIONAL DEVELOPMENT (450)												
Office of the Special Trustee for American Indians												
Tribal special fund												
014 5265 0 2 452 BA01 36 92 10 0												
Federal Fund												
Pres 16	BA:	136	138	140	143	146	149	152	155	158	162	165
Reest	OP:	18	14									
	OT:	140	138	140	143	146	149	152	155	158	162	165
Mar 15	BA:	136	138	140	143	146	149	152	155	158	162	165
Base	OP:	18	14									
	OT:	140	138	140	143	146	149	152	155	158	162	165
Orig	BA:	69	71	73	76	80	83	87	91	95	99	104
Pres	OP:	0	0									
	OT:	69	71	73	76	80	83	87	91	95	99	104
Reest -	BA:	0	0	0	0	0	0	0	0	0	0	0
Mar15	OP:	0	0									
	OT:	0	0	0	0	0	0	0	0	0	0	0
Reest -	BA:	67	67	67	67	66	66	65	64	63	63	61
Orig	OP:	18	14									
	OT:	71	67	67	67	66	66	65	64	63	63	61



Sorted by FUNC, SFUN, TID, SUB
 (amounts in millions)

		2015	2016	2017	2018	2019	2020	2021	2022	2023	2024	2025
COMMUNITY AND REGIONAL DEVELOPMENT (450)												
Departmental Offices												
Trust Land Consolidation Fund												
014 5670 0 2 452 BA01 36 92 10 N												
Federal Fund												
Pres 16	BA:	0	0	0	0	0	0	0	0	0	0	0
Reest	OP:	450	425									
	OT:	560	425	300	250	180	20	0	0	0	0	0
Mar 15	BA:	0	0	0	0	0	0	0	0	0	0	0
Base	OP:	450	425									
	OT:	560	425	300	250	180	20	0	0	0	0	0
Orig	BA:	0	0	0	0	0	0	0	0	0	0	0
Pres	OP:	460	0									
	OT:	460	0	0	0	0	0	0	0	0	0	0
Reest -	BA:	0	0	0	0	0	0	0	0	0	0	0
Mar15	OP:	0	0									
	OT:	0	0	0	0	0	0	0	0	0	0	0
Reest -	BA:	0	0	0	0	0	0	0	0	0	0	0
Orig	OP:	-10	425									
	OT:	100	425	300	250	180	20	0	0	0	0	0




Sorted by FUNC, SFUN, TID, SUB
 (amounts in millions)

		2015	2016	2017	2018	2019	2020	2021	2022	2023	2024	2025
COMMUNITY AND REGIONAL DEVELOPMENT (450)												
Office of the Special Trustee for American Indians												
Tribal trust fund												
014 8030 0 7 452 BB01 36 92 10 0												
Trust Fund												
Pres 16	BA:	55	56	57	58	59	60	62	63	64	65	67
Reest	OP:	22	17									
	OT:	61	56	57	58	59	60	61	63	64	65	66
Mar 15	BA:	55	56	57	58	59	60	62	63	64	65	67
Base	OP:	22	17									
	OT:	61	56	57	58	59	60	61	63	64	65	66
Orig	BA:	13	13	14	14	15	15	16	17	17	18	19
Pres	OP:	0	0									
	OT:	13	13	14	14	15	15	16	17	17	18	19
Reest -	BA:	0	0	0	0	0	0	0	0	0	0	0
Mar15	OP:	0	0									
	OT:	0	0	0	0	0	0	0	0	0	0	0
Reest -	BA:	42	43	43	44	44	45	46	46	47	47	48
Orig	OP:	22	17									
	OT:	48	43	43	44	44	45	45	46	47	47	47



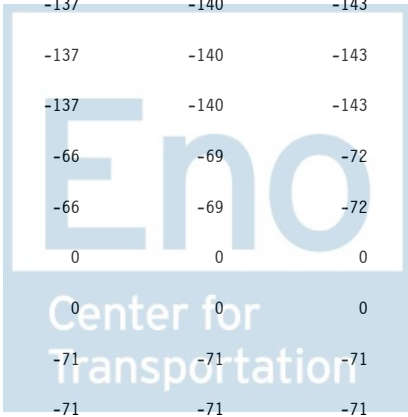
Sorted by FUNC, SFUN, TID, SUB
 (amounts in millions)

		2015	2016	2017	2018	2019	2020	2021	2022	2023	2024	2025
COMMUNITY AND REGIONAL DEVELOPMENT (450)												
Bureau of Indian Affairs and Bureau of Indian Education												
Miscellaneous permanent appropriations												
014 9925 0 2 452 BA01 36 92 10 0												
Federal Fund												
Pres 16	BA:	112	114	116	118	120	123	125	128	130	133	136
Reest	OP:	53	55									
	OT:	109	112	115	116	118	121	123	126	128	131	134
Mar 15	BA:	112	114	116	118	120	123	125	128	130	133	136
Base	OP:	53	55									
	OT:	109	112	115	116	118	121	123	126	128	131	134
Orig	BA:	105	105	101	102	102	102	102	102	102	-1	-1
Pres	OP:	50	52									
	OT:	104	104	101	101	102	102	102	102	102	50	0
Reest -	BA:	0	0	0	0	0	0	0	0	0	0	0
Mar15	OP:	0	0									
	OT:	0	0	0	0	0	0	0	0	0	0	0
Reest -	BA:	7	9	15	16	18	21	23	26	28	134	137
Orig	OP:	3	3									
	OT:	5	8	14	15	16	19	21	24	26	81	134
014 9925 0 2 452 BS01 36 92 10 A												
Sequester												
Pres 16	BA:	-2	0	0	0	0	0	0	0	0	0	0
Reest	OP:	0	0									
	OT:	-2	0	0	0	0	0	0	0	0	0	0
Mar 15	BA:	-2	-1	0	0	0	0	0	0	0	0	0
Base	OP:	0	0									
	OT:	-2	-1	0	0	0	0	0	0	0	0	0
Orig	BA:	0	0	0	0	0	0	0	0	0	0	0
Pres	OP:	0	0									
	OT:	0	0	0	0	0	0	0	0	0	0	0
Reest -	BA:	0	1	0	0	0	0	0	0	0	0	0
Mar15	OP:	0	0									
	OT:	0	1	0	0	0	0	0	0	0	0	0
Reest -	BA:	-2	0	0	0	0	0	0	0	0	0	0
Orig	OP:	0	0									
	OT:	-2	0	0	0	0	0	0	0	0	0	0




Sorted by FUNC, SFUN, TID, SUB
 (amounts in millions)

		2015	2016	2017	2018	2019	2020	2021	2022	2023	2024	2025
COMMUNITY AND REGIONAL DEVELOPMENT (450)												
Account Total for Miscellaneous permanent appropriations												
Pres 16	BA:	110	114	116	118	120	123	125	128	130	133	136
Reest	OP:	53	55									
	OT:	107	112	115	116	118	121	123	126	128	131	134
Mar 15	BA:	110	113	116	118	120	123	125	128	130	133	136
Base	OP:	53	55									
	OT:	107	111	115	116	118	121	123	126	128	131	134
Orig	BA:	105	105	101	102	102	102	102	102	102	-1	-1
Pres	OP:	50	52									
	OT:	104	104	101	101	102	102	102	102	102	50	0
Reest -	BA:	0	1	0	0	0	0	0	0	0	0	0
Mar15	OP:	0	0									
	OT:	0	1	0	0	0	0	0	0	0	0	0
Reest -	BA:	5	9	15	16	18	21	23	26	28	134	137
Orig	OP:	3	3									
	OT:	3	8	14	15	16	19	21	24	26	81	134
Department of the Interior												
Indian Tribal Special Fund, fed fund payments and rtn of principal												
014 9990 8 1 452 CB01 XX XX 20 0												
Offsetting Receipts												
Pres 16	BA:	-120	-122	-124	-126	-129	-132	-134	-137	-140	-143	-146
Reest	OP:	0	0									
	OT:	-120	-122	-124	-126	-129	-132	-134	-137	-140	-143	-146
Mar 15	BA:	-120	-122	-124	-126	-129	-132	-134	-137	-140	-143	-146
Base	OP:	0	0									
	OT:	-120	-122	-124	-126	-129	-132	-134	-137	-140	-143	-146
Orig	BA:	-50	-51	-53	-55	-58	-60	-63	-66	-69	-72	-75
Pres	OP:	0	0									
	OT:	-50	-51	-53	-55	-58	-60	-63	-66	-69	-72	-75
Reest -	BA:	0	0	0	0	0	0	0	0	0	0	0
Mar15	OP:	0	0									
	OT:	0	0	0	0	0	0	0	0	0	0	0
Reest -	BA:	-70	-71	-71	-71	-71	-72	-71	-71	-71	-71	-71
Orig	OP:	0	0									
	OT:	-70	-71	-71	-71	-71	-72	-71	-71	-71	-71	-71



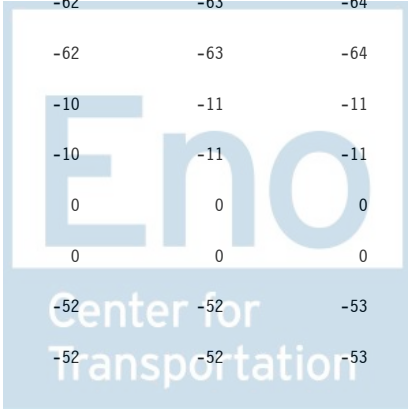
Sorted by FUNC, SFUN, TID, SUB
 (amounts in millions)

		2015	2016	2017	2018	2019	2020	2021	2022	2023	2024	2025
COMMUNITY AND REGIONAL DEVELOPMENT (450)												
Tribal Special Fund, Proprietary Receipts from Public												
014 9990 8 3 452 CB01 XX XX 20 1												
Offsetting Receipts												
Pres 16	BA:	-17	-17	-17	-18	-18	-18	-19	-19	-20	-20	-20
Reest	OP:	0	0									
	OT:	-17	-17	-17	-18	-18	-18	-19	-19	-20	-20	-20
Mar 15	BA:	-17	-17	-17	-18	-18	-18	-19	-19	-20	-20	-20
Base	OP:	0	0									
	OT:	-17	-17	-17	-18	-18	-18	-19	-19	-20	-20	-20
Orig	BA:	-18	-19	-19	-20	-21	-22	-23	-24	-25	-26	-27
Pres	OP:	0	0									
	OT:	-18	-19	-19	-20	-21	-22	-23	-24	-25	-26	-27
Reest -	BA:	0	0	0	0	0	0	0	0	0	0	0
Mar15	OP:	0	0									
	OT:	0	0	0	0	0	0	0	0	0	0	0
Reest -	BA:	1	2	2	2	3	4	4	5	5	6	7
Orig	OP:	0	0									
	OT:	1	2	2	2	3	4	4	5	5	6	7
Indian Tribal Trust Fund receipts												
014 9990 8 7 452 CB01 XX XX 20 0												
Offsetting Receipts												
Pres 16	BA:	-53	-54	-55	-56	-57	-58	-59	-61	-62	-63	-64
Reest	OP:	0	0									
	OT:	-53	-54	-55	-56	-57	-58	-59	-61	-62	-63	-64
Mar 15	BA:	-53	-54	-55	-56	-57	-58	-59	-61	-62	-63	-64
Base	OP:	0	0									
	OT:	-53	-54	-55	-56	-57	-58	-59	-61	-62	-63	-64
Orig	BA:	-8	-8	-8	-9	-9	-9	-10	-10	-11	-11	-12
Pres	OP:	0	0									
	OT:	-8	-8	-8	-9	-9	-9	-10	-10	-11	-11	-12
Reest -	BA:	0	0	0	0	0	0	0	0	0	0	0
Mar15	OP:	0	0									
	OT:	0	0	0	0	0	0	0	0	0	0	0
Reest -	BA:	-45	-46	-47	-47	-48	-49	-49	-51	-51	-52	-52
Orig	OP:	0	0									
	OT:	-45	-46	-47	-47	-48	-49	-49	-51	-51	-52	-52



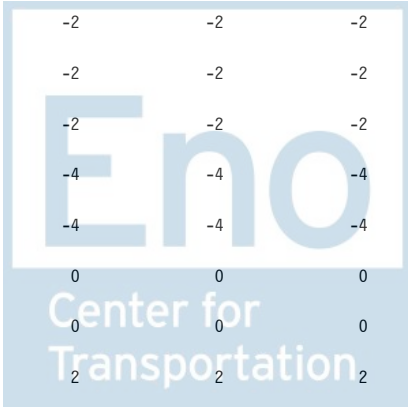
Sorted by FUNC, SFUN, TID, SUB
 (amounts in millions)

		2015	2016	2017	2018	2019	2020	2021	2022	2023	2024	2025
COMMUNITY AND REGIONAL DEVELOPMENT (450)												
014 9990 8 7 452 CB02 XX XX 20 0												
Offsetting Receipts												
Pres 16	BA:	-1	-1	-1	-1	-1	-1	-1	-1	-1	-1	-1
Reest	OP:	0	0									
	OT:	-1	-1	-1	-1	-1	-1	-1	-1	-1	-1	-1
Mar 15	BA:	-1	-1	-1	-1	-1	-1	-1	-1	-1	-1	-1
Base	OP:	0	0									
	OT:	-1	-1	-1	-1	-1	-1	-1	-1	-1	-1	-1
Orig	BA:	0	0	0	0	0	0	0	0	0	0	0
Pres	OP:	0	0									
	OT:	0	0	0	0	0	0	0	0	0	0	0
Reest -	BA:	0	0	0	0	0	0	0	0	0	0	0
Mar15	OP:	0	0									
	OT:	0	0	0	0	0	0	0	0	0	0	0
Reest -	BA:	-1	-1	-1	-1	-1	-1	-1	-1	-1	-1	-1
Orig	OP:	0	0									
	OT:	-1	-1	-1	-1	-1	-1	-1	-1	-1	-1	-1
Account Total for Indian Tribal Trust Fund receipts												
Pres 16	BA:	-54	-55	-56	-57	-58	-59	-60	-62	-63	-64	-65
Reest	OP:	0	0									
	OT:	-54	-55	-56	-57	-58	-59	-60	-62	-63	-64	-65
Mar 15	BA:	-54	-55	-56	-57	-58	-59	-60	-62	-63	-64	-65
Base	OP:	0	0									
	OT:	-54	-55	-56	-57	-58	-59	-60	-62	-63	-64	-65
Orig	BA:	-8	-8	-8	-9	-9	-9	-10	-10	-11	-11	-12
Pres	OP:	0	0									
	OT:	-8	-8	-8	-9	-9	-9	-10	-10	-11	-11	-12
Reest -	BA:	0	0	0	0	0	0	0	0	0	0	0
Mar15	OP:	0	0									
	OT:	0	0	0	0	0	0	0	0	0	0	0
Reest -	BA:	-46	-47	-48	-48	-49	-50	-50	-52	-52	-53	-53
Orig	OP:	0	0									
	OT:	-46	-47	-48	-48	-49	-50	-50	-52	-52	-53	-53



Sorted by FUNC, SFUN, TID, SUB
 (amounts in millions)

		2015	2016	2017	2018	2019	2020	2021	2022	2023	2024	2025
COMMUNITY AND REGIONAL DEVELOPMENT (450)												
Indian irrigation projects, O&M and power projects												
014 9991 8 1 452 CB01 XX XX 20 0												
Offsetting Receipts												
Pres 16	BA:	-112	-114	-116	-118	-120	-123	-125	-128	-130	-133	-136
Reest	OP:	0	0									
	OT:	-112	-114	-116	-118	-120	-123	-125	-128	-130	-133	-136
Mar 15	BA:	-112	-114	-116	-118	-120	-123	-125	-128	-130	-133	-136
Base	OP:	0	0									
	OT:	-112	-114	-116	-118	-120	-123	-125	-128	-130	-133	-136
Orig	BA:	-105	-106	-109	-110	-112	-114	-116	-116	-116	-116	-119
Pres	OP:	0	0									
	OT:	-105	-106	-109	-110	-112	-114	-116	-116	-116	-116	-119
Reest -	BA:	0	0	0	0	0	0	0	0	0	0	0
Mar15	OP:	0	0									
	OT:	0	0	0	0	0	0	0	0	0	0	0
Reest -	BA:	-7	-8	-7	-8	-8	-9	-9	-12	-14	-17	-17
Orig	OP:	0	0									
	OT:	-7	-8	-7	-8	-8	-9	-9	-12	-14	-17	-17
Alaska Resupply Program, NRD												
014 9991 8 2 452 CB01 XX XX 20 0												
Offsetting Receipts												
Pres 16	BA:	-2	-2	-2	-2	-2	-2	-2	-2	-2	-2	-2
Reest	OP:	0	0									
	OT:	-2	-2	-2	-2	-2	-2	-2	-2	-2	-2	-2
Mar 15	BA:	-2	-2	-2	-2	-2	-2	-2	-2	-2	-2	-2
Base	OP:	0	0									
	OT:	-2	-2	-2	-2	-2	-2	-2	-2	-2	-2	-2
Orig	BA:	-3	-3	-3	-3	-3	-4	-4	-4	-4	-4	-4
Pres	OP:	0	0									
	OT:	-3	-3	-3	-3	-3	-4	-4	-4	-4	-4	-4
Reest -	BA:	0	0	0	0	0	0	0	0	0	0	0
Mar15	OP:	0	0									
	OT:	0	0	0	0	0	0	0	0	0	0	0
Reest -	BA:	1	1	1	1	1	2	2	2	2	2	2
Orig	OP:	0	0									
	OT:	1	1	1	1	1	2	2	2	2	2	2



Sorted by FUNC, SFUN, TID, SUB
 (amounts in millions)

		2015	2016	2017	2018	2019	2020	2021	2022	2023	2024	2025
COMMUNITY AND REGIONAL DEVELOPMENT (450)												
Bureau of Indian Affairs and Bureau of Indian Education												
Operations and Maintenance of Quarters												
014 9992 8 1 452 CB01 XX XX 20 0												
Offsetting Receipts												
Pres 16	BA:	-6	-6	-6	-6	-6	-7	-7	-7	-7	-7	-7
Reest	OP:	0	0									
	OT:	-6	-6	-6	-6	-6	-7	-7	-7	-7	-7	-7
Mar 15	BA:	-6	-6	-6	-6	-6	-7	-7	-7	-7	-7	-7
Base	OP:	0	0									
	OT:	-6	-6	-6	-6	-6	-7	-7	-7	-7	-7	-7
Orig	BA:	-6	-6	-6	-6	-6	-6	-6	-6	-6	-6	-6
Pres	OP:	0	0									
	OT:	-6	-6	-6	-6	-6	-6	-6	-6	-6	-6	-6
Reest -	BA:	0	0	0	0	0	0	0	0	0	0	0
Mar15	OP:	0	0									
	OT:	0	0	0	0	0	0	0	0	0	0	0
Reest -	BA:	0	0	0	0	0	-1	-1	-1	-1	-1	-1
Orig	OP:	0	0									
	OT:	0	0	0	0	0	-1	-1	-1	-1	-1	-1



Sorted by FUNC, SFUN, TID, SUB
 (amounts in millions)

	2015	2016	2017	2018	2019	2020	2021	2022	2023	2024	2025
COMMUNITY AND REGIONAL DEVELOPMENT (450)											
Department of the Treasury											
Internal Revenue Service											
Payment in Lieu of Tax Credits for Promise Zones											
020 0908 0 1 452 EA01 58 78 10											
Proposed Legislation											
Pres 16 BA:	0	0	0	0	0	0	0	0	0	0	0
Reest OP:	0	0									
OT:	0	0	0	0	0	0	0	0	0	0	0
Mar 15 BA:	0	0	0	0	0	0	0	0	0	0	0
Base OP:	0	0									
OT:	0	0	0	0	0	0	0	0	0	0	0
Orig BA:	0	12	28	29	31	32	34	35	37	38	41
Pres OP:	0	0									
OT:	0	12	28	29	31	32	34	35	37	38	41
Reest - BA:	0	0	0	0	0	0	0	0	0	0	0
Mar15 OP:	0	0									
OT:	0	0	0	0	0	0	0	0	0	0	0
Reest - BA:	0	-12	-28	-29	-31	-32	-34	-35	-37	-38	-41
Orig OP:	0	0									
OT:	0	-12	-28	-29	-31	-32	-34	-35	-37	-38	-41




Sorted by FUNC, SFUN, TID, SUB
 (amounts in millions)

		2015	2016	2017	2018	2019	2020	2021	2022	2023	2024	2025
COMMUNITY AND REGIONAL DEVELOPMENT (450)												
Fiscal Service												
Gulf Coast Restoration Trust Fund												
020 8625 0 7 452 AA01 FS FS 03 CH												
Appropriation												
Transfer to Departmental Offices												
Pres 16	BA:	0	-7	-7	-7	-7	-7	-7	-7	-7	-7	-7
Reest	OP:	0	0									
	OT:	0	-7	-7	-7	-7	-7	-7	-7	-7	-7	-7
Mar 15	BA:	0	0	0	0	0	0	0	0	0	0	0
Base	OP:	0	0									
	OT:	0	0	0	0	0	0	0	0	0	0	0
Orig	BA:	0	-7	-7	-7	-7	-7	-7	-7	-7	-7	-7
Pres	OP:	0	0									
	OT:	0	-7	-7	-7	-7	-7	-7	-7	-7	-7	-7
Reest -	BA:	0	-7	-7	-7	-7	-7	-7	-7	-7	-7	-7
Mar15	OP:	0	0									
	OT:	0	-7	-7	-7	-7	-7	-7	-7	-7	-7	-7
Reest -	BA:	0	0	0	0	0	0	0	0	0	0	0
Orig	OP:	0	0									
	OT:	0	0	0	0	0	0	0	0	0	0	0




Sorted by FUNC, SFUN, TID, SUB
 (amounts in millions)

		2015	2016	2017	2018	2019	2020	2021	2022	2023	2024	2025
COMMUNITY AND REGIONAL DEVELOPMENT (450)												
020 8625 0 7 452 BB01 48 76 10 A												
Trust Fund												
RESTORE ACT (Spending of 80% of BP Penalties)												
Pres 16	BA:	257	598	1,162	1,461	1,526	1,334	1,036	754	515	332	190
Reest	OP:	18	36									
	OT:	19	39	173	416	753	1,048	1,237	1,264	1,162	982	770
Mar 15	BA:	257	598	1,162	1,461	1,526	1,334	1,036	754	515	332	190
Base	OP:	18	36									
	OT:	19	39	173	416	753	1,048	1,237	1,264	1,162	982	770
Orig	BA:	177	12	0	0	0	0	0	0	0	0	0
Pres	OP:	0	621									
	OT:	133	626	7	0	0	0	0	0	0	0	0
Reest -	BA:	0	0	0	0	0	0	0	0	0	0	0
Mar15	OP:	0	0									
	OT:	0	0	0	0	0	0	0	0	0	0	0
Reest -	BA:	80	586	1,162	1,461	1,526	1,334	1,036	754	515	332	190
Orig	OP:	18	-585									
	OT:	-114	-587	166	416	753	1,048	1,237	1,264	1,162	982	770
020 8625 0 7 452 BS01 48 76 10 A												
Sequester												
Pres 16	BA:	-24	0	0	0	0	0	0	0	0	0	0
Reest	OP:	0	-3									
	OT:	0	-3	-8	-5	-4	-2	-1	-1	0	0	0
Mar 15	BA:	-24	0	0	0	0	0	0	0	0	0	0
Base	OP:	0	-3									
	OT:	0	-3	-8	-5	-4	-2	-1	-1	0	0	0
Orig	BA:	0	0	0	0	0	0	0	0	0	0	0
Pres	OP:	0	0									
	OT:	0	0	0	0	0	0	0	0	0	0	0
Reest -	BA:	0	0	0	0	0	0	0	0	0	0	0
Mar15	OP:	0	0									
	OT:	0	0	0	0	0	0	0	0	0	0	0
Reest -	BA:	-24	0	0	0	0	0	0	0	0	0	0
Orig	OP:	0	-3									
	OT:	0	-3	-8	-5	-4	-2	-1	-1	0	0	0



Sorted by FUNC, SFUN, TID, SUB
 (amounts in millions)

		2015	2016	2017	2018	2019	2020	2021	2022	2023	2024	2025
COMMUNITY AND REGIONAL DEVELOPMENT (450)												
020 8625 0 7 452 BS20 48 76 10 A												
Sequester												
Pop up												
Pres 16	BA:	23	24	0	0	0	0	0	0	0	0	0
Reest	OP:	0	3									
	OT:	0	3	11	12	9	6	3	2	1	0	0
Mar 15	BA:	23	24	0	0	0	0	0	0	0	0	0
Base	OP:	0	3									
	OT:	0	3	11	12	9	6	3	2	1	0	0
Orig	BA:	0	0	0	0	0	0	0	0	0	0	0
Pres	OP:	0	0									
	OT:	0	0	0	0	0	0	0	0	0	0	0
Reest -	BA:	0	0	0	0	0	0	0	0	0	0	0
Mar15	OP:	0	0									
	OT:	0	0	0	0	0	0	0	0	0	0	0
Reest -	BA:	23	24	0	0	0	0	0	0	0	0	0
Orig	OP:	0	3									
	OT:	0	3	11	12	9	6	3	2	1	0	0
Account Total for Gulf Coast Restoration Trust Fund												
Pres 16	BA:	256	615	1,155	1,454	1,519	1,327	1,029	747	508	325	183
Reest	OP:	18	36									
	OT:	19	32	169	416	751	1,045	1,232	1,258	1,156	975	763
Mar 15	BA:	256	622	1,162	1,461	1,526	1,334	1,036	754	515	332	190
Base	OP:	18	36									
	OT:	19	39	176	423	758	1,052	1,239	1,265	1,163	982	770
Orig	BA:	177	5	-7	-7	-7	-7	-7	-7	-7	-7	-7
Pres	OP:	0	621									
	OT:	133	619	0	-7	-7	-7	-7	-7	-7	-7	-7
Reest -	BA:	0	-7	-7	-7	-7	-7	-7	-7	-7	-7	-7
Mar15	OP:	0	0									
	OT:	0	-7	-7	-7	-7	-7	-7	-7	-7	-7	-7
Reest -	BA:	79	610	1,162	1,461	1,526	1,334	1,036	754	515	332	190
Orig	OP:	18	-585									
	OT:	-114	-587	169	423	758	1,052	1,239	1,265	1,163	982	770



Sorted by FUNC, SFUN, TID, SUB
 (amounts in millions)

		2015	2016	2017	2018	2019	2020	2021	2022	2023	2024	2025
COMMUNITY AND REGIONAL DEVELOPMENT (450)												
Yankton Sioux Tribe Development Trust Fund												
020 8627 0 7 452 BB01 36 92 10 N												
Trust Fund												
Pres 16	BA:	0	0	0	0	0	0	0	0	0	0	0
Reest	OP:	2	0									
	OT:	2	0	0	0	0	0	0	0	0	0	0
Mar 15	BA:	0	0	0	0	0	0	0	0	0	0	0
Base	OP:	2	0									
	OT:	2	0	0	0	0	0	0	0	0	0	0
Orig	BA:	2	0	0	0	0	0	0	0	0	0	0
Pres	OP:	0	0									
	OT:	2	0	0	0	0	0	0	0	0	0	0
Reest -	BA:	0	0	0	0	0	0	0	0	0	0	0
Mar15	OP:	0	0									
	OT:	0	0	0	0	0	0	0	0	0	0	0
Reest -	BA:	-2	0	0	0	0	0	0	0	0	0	0
Orig	OP:	2	0									
	OT:	0	0	0	0	0	0	0	0	0	0	0



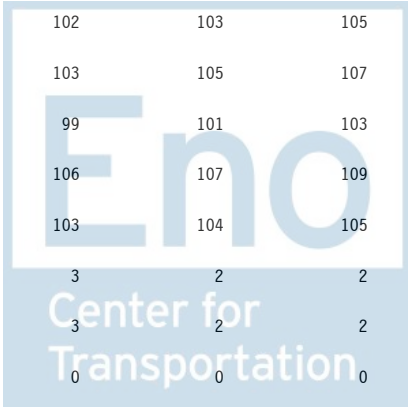
Sorted by FUNC, SFUN, TID, SUB
 (amounts in millions)

	2015	2016	2017	2018	2019	2020	2021	2022	2023	2024	2025
COMMUNITY AND REGIONAL DEVELOPMENT (450)											
Appalachian Regional Commission											
Appalachian Regional Commission											
Appalachian Regional Comm.											
046 9990 8 7 452 CB01 XX XX 20 0											
Offsetting Receipts											
Pres 16 BA:	-4	-4	-4	-4	-4	-4	-4	-4	-4	-4	-4
Reest OP:	0	0									
OT:	-4	-4	-4	-4	-4	-4	-4	-4	-4	-4	-4
Mar 15 BA:	-4	-4	-4	-4	-4	-4	-4	-4	-4	-4	-4
Base OP:	0	0									
OT:	-4	-4	-4	-4	-4	-4	-4	-4	-4	-4	-4
Orig BA:	0	0	0	0	0	0	0	0	0	0	0
Pres OP:	0	0									
OT:	0	0	0	0	0	0	0	0	0	0	0
Reest - BA:	0	0	0	0	0	0	0	0	0	0	0
Mar15 OP:	0	0									
OT:	0	0	0	0	0	0	0	0	0	0	0
Reest - BA:	-4	-4	-4	-4	-4	-4	-4	-4	-4	-4	-4
Orig OP:	0	0									
OT:	-4	-4	-4	-4	-4	-4	-4	-4	-4	-4	-4



Sorted by FUNC, SFUN, TID, SUB
 (amounts in millions)

		2015	2016	2017	2018	2019	2020	2021	2022	2023	2024	2025
COMMUNITY AND REGIONAL DEVELOPMENT (450)												
Appalachian Regional Commission												
046 9991 8 7 452 CB01 XX XX 20 0												
Offsetting Receipts												
Pres 16	BA:	-4	-4	-4	-4	-4	-4	-4	-4	-4	-4	-4
Reest	OP:	0	0									
	OT:	-4	-4	-4	-4	-4	-4	-4	-4	-4	-4	-4
Mar 15	BA:	-4	-4	-4	-4	-4	-4	-4	-4	-4	-4	-4
Base	OP:	0	0									
	OT:	-4	-4	-4	-4	-4	-4	-4	-4	-4	-4	-4
Orig	BA:	0	0	0	0	0	0	0	0	0	0	0
Pres	OP:	0	0									
	OT:	0	0	0	0	0	0	0	0	0	0	0
Reest -	BA:	0	0	0	0	0	0	0	0	0	0	0
Mar15	OP:	0	0									
	OT:	0	0	0	0	0	0	0	0	0	0	0
Reest -	BA:	-4	-4	-4	-4	-4	-4	-4	-4	-4	-4	-4
Orig	OP:	0	0									
	OT:	-4	-4	-4	-4	-4	-4	-4	-4	-4	-4	-4
Appalachian Regional Commission												
309 0200 0 1 452 AA01 EW EW 03 0												
Appropriation												
Pres 16	BA:	90	95	97	99	100	101	103	106	107	109	111
Reest	OP:	58	63									
	OT:	76	82	88	91	96	98	100	102	103	105	107
Mar 15	BA:	90	91	93	95	97	99	101	103	105	107	109
Base	OP:	58	63									
	OT:	76	81	86	89	93	95	97	99	101	103	105
Orig	BA:	90	95	97	99	100	101	103	106	107	109	111
Pres	OP:	50	57									
	OT:	76	85	87	95	97	100	101	103	104	105	108
Reest -	BA:	0	4	4	4	3	2	2	3	2	2	2
Mar15	OP:	0	0									
	OT:	0	1	2	2	3	3	3	3	2	2	2
Reest -	BA:	0	0	0	0	0	0	0	0	0	0	0
Orig	OP:	8	6									
	OT:	0	-3	1	-4	-1	-2	-1	-1	-1	0	-1




Sorted by FUNC, SFUN, TID, SUB
 (amounts in millions)

		2015	2016	2017	2018	2019	2020	2021	2022	2023	2024	2025
COMMUNITY AND REGIONAL DEVELOPMENT (450)												
Miscellaneous Trust Funds												
309 9971 0 7 452 BB01 20 64 10 0												
Trust Fund												
Pres 16	BA:	7	7	7	7	7	7	7	7	7	7	7
Reest	OP:	1	1									
	OT:	7	7	7	7	7	7	7	7	7	7	7
Mar 15	BA:	7	7	7	7	7	7	7	7	7	7	7
Base	OP:	1	1									
	OT:	7	7	7	7	7	7	7	7	7	7	7
Orig	BA:	0	0	0	0	0	0	0	0	0	0	0
Pres	OP:	0	0									
	OT:	0	0	0	0	0	0	0	0	0	0	0
Reest -	BA:	0	0	0	0	0	0	0	0	0	0	0
Mar15	OP:	0	0									
	OT:	0	0	0	0	0	0	0	0	0	0	0
Reest -	BA:	7	7	7	7	7	7	7	7	7	7	7
Orig	OP:	1	1									
	OT:	7	7	7	7	7	7	7	7	7	7	7
309 9971 0 7 452 BS01 48 76 10 A												
Sequester												
Pres 16	BA:	-1	0	0	0	0	0	0	0	0	0	0
Reest	OP:	0	0									
	OT:	0	0	0	0	0	0	0	0	0	0	0
Mar 15	BA:	-1	0	0	0	0	0	0	0	0	0	0
Base	OP:	0	0									
	OT:	0	0	0	0	0	0	0	0	0	0	0
Orig	BA:	0	0	0	0	0	0	0	0	0	0	0
Pres	OP:	0	0									
	OT:	0	0	0	0	0	0	0	0	0	0	0
Reest -	BA:	0	0	0	0	0	0	0	0	0	0	0
Mar15	OP:	0	0									
	OT:	0	0	0	0	0	0	0	0	0	0	0
Reest -	BA:	-1	0	0	0	0	0	0	0	0	0	0
Orig	OP:	0	0									
	OT:	0	0	0	0	0	0	0	0	0	0	0




Sorted by FUNC, SFUN, TID, SUB
 (amounts in millions)

		2015	2016	2017	2018	2019	2020	2021	2022	2023	2024	2025
COMMUNITY AND REGIONAL DEVELOPMENT (450)												
Account Total for Miscellaneous Trust Funds												
Pres 16	BA:	6	7	7	7	7	7	7	7	7	7	7
Reest	OP:	1	1									
	OT:	7	7	7	7	7	7	7	7	7	7	7
Mar 15	BA:	6	7	7	7	7	7	7	7	7	7	7
Base	OP:	1	1									
	OT:	7	7	7	7	7	7	7	7	7	7	7
Orig	BA:	0	0	0	0	0	0	0	0	0	0	0
Pres	OP:	0	0									
	OT:	0	0	0	0	0	0	0	0	0	0	0
Reest -	BA:	0	0	0	0	0	0	0	0	0	0	0
Mar15	OP:	0	0									
	OT:	0	0	0	0	0	0	0	0	0	0	0
Reest -	BA:	6	7	7	7	7	7	7	7	7	7	7
Orig	OP:	1	1									
	OT:	7	7	7	7	7	7	7	7	7	7	7
Gulf Coast Ecosystem Restoration Council												
Gulf Coast Ecosystem Restoration Council												
Gulf Coast Ecosystem Restoration Council												
471 1770 0 1 452 AA01 AP AP 10												
Appropriation												
Pres 16	BA:	0	0	0	0	0	0	0	0	0	0	0
Reest	OP:	0	0									
	OT:	0	0	0	0	0	0	0	0	0	0	0
Mar 15	BA:	0	0	0	0	0	0	0	0	0	0	0
Base	OP:	0	0									
	OT:	0	0	0	0	0	0	0	0	0	0	0
Orig	BA:	-154	-204	-54	-54	-4	-4	-4	-4	-4	-4	-4
Pres	OP:	0	0									
	OT:	-154	-204	-54	-54	-4	-4	-4	-4	-4	-4	-4
Reest -	BA:	0	0	0	0	0	0	0	0	0	0	0
Mar15	OP:	0	0									
	OT:	0	0	0	0	0	0	0	0	0	0	0
Reest -	BA:	154	204	54	54	4	4	4	4	4	4	4
Orig	OP:	0	0									
	OT:	154	204	54	54	4	4	4	4	4	4	4



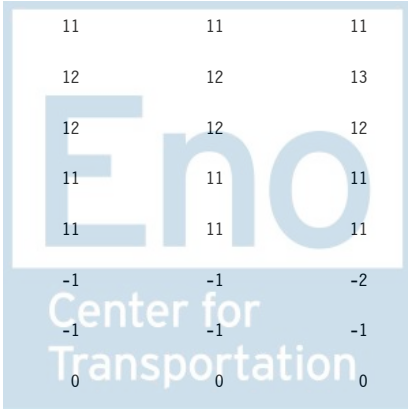
Sorted by FUNC, SFUN, TID, SUB
 (amounts in millions)

		2015	2016	2017	2018	2019	2020	2021	2022	2023	2024	2025
COMMUNITY AND REGIONAL DEVELOPMENT (450)												
471 1770 0 1 452 BA01 20 64 10 A												
Federal Fund												
Pres 16	BA:	2	2	2	2	2	2	2	2	2	2	2
Reest	OP:	0	0									
	OT:	2	2	2	2	2	2	2	2	2	2	2
Mar 15	BA:	2	2	2	2	2	2	2	2	2	2	2
Base	OP:	0	0									
	OT:	2	2	2	2	2	2	2	2	2	2	2
Orig	BA:	154	204	54	54	4	4	4	4	4	4	4
Pres	OP:	1	47									
	OT:	105	185	101	57	21	5	4	4	4	4	4
Reest -	BA:	0	0	0	0	0	0	0	0	0	0	0
Mar15	OP:	0	0									
	OT:	0	0	0	0	0	0	0	0	0	0	0
Reest -	BA:	-152	-202	-52	-52	-2	-2	-2	-2	-2	-2	-2
Orig	OP:	-1	-47									
	OT:	-103	-183	-99	-55	-19	-3	-2	-2	-2	-2	-2
471 1770 0 1 452 BA02 36 76 10 A												
Federal Fund												
Transfer from Gulf Coast Restoration Fund												
Pres 16	BA:	-2	-2	-2	-2	-2	-2	-2	-2	-2	-2	-2
Reest	OP:	0	0									
	OT:	-2	-2	-2	-2	-2	-2	-2	-2	-2	-2	-2
Mar 15	BA:	-2	-2	-2	-2	-2	-2	-2	-2	-2	-2	-2
Base	OP:	0	0									
	OT:	-2	-2	-2	-2	-2	-2	-2	-2	-2	-2	-2
Orig	BA:	0	0	0	0	0	0	0	0	0	0	0
Pres	OP:	0	0									
	OT:	0	0	0	0	0	0	0	0	0	0	0
Reest -	BA:	0	0	0	0	0	0	0	0	0	0	0
Mar15	OP:	0	0									
	OT:	0	0	0	0	0	0	0	0	0	0	0
Reest -	BA:	-2	-2	-2	-2	-2	-2	-2	-2	-2	-2	-2
Orig	OP:	0	0									
	OT:	-2	-2	-2	-2	-2	-2	-2	-2	-2	-2	-2



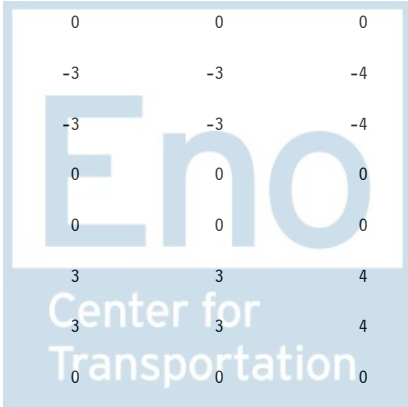
Sorted by FUNC, SFUN, TID, SUB
 (amounts in millions)

		2015	2016	2017	2018	2019	2020	2021	2022	2023	2024	2025
COMMUNITY AND REGIONAL DEVELOPMENT (450)												
Account Total for Gulf Coast Ecosystem Restoration Council												
Pres 16	BA:	0	0	0	0	0	0	0	0	0	0	0
Reest	OP:	0	0									
	OT:	0	0	0	0	0	0	0	0	0	0	0
Mar 15	BA:	0	0	0	0	0	0	0	0	0	0	0
Base	OP:	0	0									
	OT:	0	0	0	0	0	0	0	0	0	0	0
Orig	BA:	0	0	0	0	0	0	0	0	0	0	0
Pres	OP:	1	47									
	OT:	-49	-19	47	3	17	1	0	0	0	0	0
Reest -	BA:	0	0	0	0	0	0	0	0	0	0	0
Mar15	OP:	0	0									
	OT:	0	0	0	0	0	0	0	0	0	0	0
Reest -	BA:	0	0	0	0	0	0	0	0	0	0	0
Orig	OP:	-1	-47									
	OT:	49	19	-47	-3	-17	-1	0	0	0	0	0
Denali Commission												
Denali Commission												
Denali Commission												
513 1200 0 1 452 AA01 EW EW 03 0												
Appropriation												
Pres 16	BA:	10	10	10	10	11	11	11	11	11	11	12
Reest	OP:	19	17									
	OT:	23	21	18	15	12	11	11	11	11	11	11
Mar 15	BA:	10	10	10	11	11	11	12	12	12	13	13
Base	OP:	19	17									
	OT:	23	21	18	15	13	11	11	12	12	12	13
Orig	BA:	10	10	10	10	11	11	11	11	11	11	12
Pres	OP:	18	20									
	OT:	22	24	24	10	9	11	11	11	11	11	12
Reest -	BA:	0	0	0	-1	0	0	-1	-1	-1	-2	-1
Mar15	OP:	0	0									
	OT:	0	0	0	0	-1	0	0	0	0	-1	-2
Reest -	BA:	0	0	0	0	0	0	0	0	0	0	0
Orig	OP:	1	-3									
	OT:	1	-3	-6	5	3	0	0	0	0	0	-1



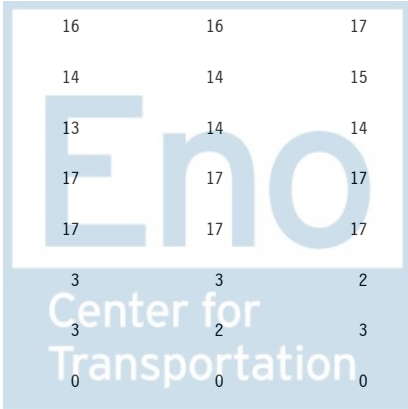
Sorted by FUNC, SFUN, TID, SUB
 (amounts in millions)

		2015	2016	2017	2018	2019	2020	2021	2022	2023	2024	2025
COMMUNITY AND REGIONAL DEVELOPMENT (450)												
Denali Commission Trust Fund												
513 8056 0 7 452 BA01 AR AR 03 0												
Federal Fund												
Pres 16	BA:	7	4	4	4	4	4	4	4	5	5	5
Reest	OP:	2	2									
	OT:	7	5	4	4	4	4	4	4	5	5	5
Mar 15	BA:	7	7	7	7	8	8	8	8	8	8	8
Base	OP:	2	2									
	OT:	7	7	7	7	8	8	8	8	8	8	8
Orig	BA:	4	4	4	4	4	4	4	4	5	5	5
Pres	OP:	5	5									
	OT:	9	9	6	4	4	4	4	4	5	5	5
Reest -	BA:	0	-3	-3	-3	-4	-4	-4	-4	-3	-3	-3
Mar15	OP:	0	0									
	OT:	0	-2	-3	-3	-4	-4	-4	-4	-3	-3	-3
Reest -	BA:	3	0	0	0	0	0	0	0	0	0	0
Orig	OP:	-3	-3									
	OT:	-2	-4	-2	0	0	0	0	0	0	0	0
513 8056 0 7 452 BA02 AR AR 03 0												
Federal Fund												
Limitation on Denali Commission												
Pres 16	BA:	-3	0	0	0	0	0	0	0	0	0	0
Reest	OP:	-1	-1									
	OT:	-3	-1	0	0	0	0	0	0	0	0	0
Mar 15	BA:	-3	-3	-3	-3	-3	-3	-3	-3	-3	-4	-4
Base	OP:	-1	-1									
	OT:	-3	-3	-3	-3	-3	-3	-3	-3	-3	-4	-4
Orig	BA:	0	0	0	0	0	0	0	0	0	0	0
Pres	OP:	0	0									
	OT:	0	0	0	0	0	0	0	0	0	0	0
Reest -	BA:	0	3	3	3	3	3	3	3	3	4	4
Mar15	OP:	0	0									
	OT:	0	2	3	3	3	3	3	3	3	4	4
Reest -	BA:	-3	0	0	0	0	0	0	0	0	0	0
Orig	OP:	-1	-1									
	OT:	-3	-1	0	0	0	0	0	0	0	0	0



Sorted by FUNC, SFUN, TID, SUB
 (amounts in millions)

		2015	2016	2017	2018	2019	2020	2021	2022	2023	2024	2025
COMMUNITY AND REGIONAL DEVELOPMENT (450)												
Account Total for Denali Commission Trust Fund												
Pres 16	BA:	4	4	4	4	4	4	4	4	5	5	5
Reest	OP:	1	1									
	OT:	4	4	4	4	4	4	4	4	5	5	5
Mar 15	BA:	4	4	4	4	5	5	5	5	5	4	4
Base	OP:	1	1									
	OT:	4	4	4	4	5	5	5	5	5	4	4
Orig	BA:	4	4	4	4	4	4	4	4	5	5	5
Pres	OP:	5	5									
	OT:	9	9	6	4	4	4	4	4	5	5	5
Reest -	BA:	0	0	0	0	-1	-1	-1	-1	0	1	1
Mar15	OP:	0	0									
	OT:	0	0	0	0	-1	-1	-1	-1	0	1	1
Reest -	BA:	0	0	0	0	0	0	0	0	0	0	0
Orig	OP:	-4	-4									
	OT:	-5	-5	-2	0	0	0	0	0	0	0	0
Delta Regional Authority												
Delta Regional Authority												
Delta Regional Authority												
517 0750 0 1 452 AA01 EW EW 03 0												
Appropriation												
Pres 16	BA:	12	15	15	16	16	16	16	17	17	17	18
Reest	OP:	13	12									
	OT:	14	13	13	15	15	16	16	16	16	17	17
Mar 15	BA:	12	12	12	13	13	13	14	14	14	15	15
Base	OP:	13	12									
	OT:	14	13	12	12	13	13	13	13	13	14	14
Orig	BA:	12	15	15	16	16	16	16	17	17	17	18
Pres	OP:	8	8									
	OT:	20	23	22	16	16	16	16	17	17	17	18
Reest -	BA:	0	3	3	3	3	3	2	3	3	2	3
Mar15	OP:	0	0									
	OT:	0	0	1	3	2	3	3	3	2	3	3
Reest -	BA:	0	0	0	0	0	0	0	0	0	0	0
Orig	OP:	5	4									
	OT:	-6	-10	-9	-1	-1	0	0	-1	-1	0	-1



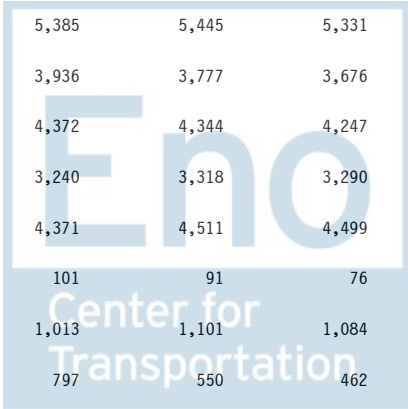
Sorted by FUNC, SFUN, TID, SUB
 (amounts in millions)

	2015	2016	2017	2018	2019	2020	2021	2022	2023	2024	2025
COMMUNITY AND REGIONAL DEVELOPMENT (450)											
National Infrastructure Bank											
National Infrastructure Bank											
National Infrastructure Bank Program Account											
538 3740 0 1 452 EA01 48 76 10											
Proposed Legislation											
Pres 16 BA:	0	10,000	0	0	0	0	0	0	0	0	0
Reest OP:	0	0									
OT:	0	10	10	50	200	500	750	900	1,000	1,000	1,250
Mar 15 BA:	0	0	0	0	0	0	0	0	0	0	0
Base OP:	0	0									
OT:	0	0	0	0	0	0	0	0	0	0	0
Orig BA:	0	10,000	0	0	0	0	0	0	0	0	0
Pres OP:	0	0									
OT:	0	33	153	373	595	831	1,058	1,158	1,233	1,207	1,062
Reest - BA:	0	10,000	0	0	0	0	0	0	0	0	0
Mar15 OP:	0	0									
OT:	0	10	10	50	200	500	750	900	1,000	1,000	1,250
Reest - BA:	0	0	0	0	0	0	0	0	0	0	0
Orig OP:	0	0									
OT:	0	-23	-143	-323	-395	-331	-308	-258	-233	-207	188



Sorted by FUNC, SFUN, TID, SUB
 (amounts in millions)

		2015	2016	2017	2018	2019	2020	2021	2022	2023	2024	2025
COMMUNITY AND REGIONAL DEVELOPMENT (450)												
Northern Border Regional Commission												
Northern Border Regional Commission												
Northern Border Regional Commission												
573 3742 0 1 452 AA01 EW EW 03 0												
Appropriation												
Pres 16	BA:	5	5	5	5	5	5	5	6	6	6	6
Reest	OP:	2	2		5	5	5	5	5	5	6	6
	OT:	3	3	4	5	5	5	5	5	5	6	6
Mar 15	BA:	5	5	5	5	5	5	6	6	6	6	6
Base	OP:	2	2		5	5	5	5	5	6	6	6
	OT:	3	3	4	5	5	5	5	5	6	6	6
Orig	BA:	5	5	5	5	5	5	5	6	6	6	6
Pres	OP:	1	1		5	5	5	5	6	6	6	6
	OT:	5	5	4	4	4	4	4	5	6	6	6
Reest -	BA:	0	0	0	0	0	0	-1	0	0	0	0
Mar15	OP:	0	0		0	0	0	0	0	-1	0	0
	OT:	0	0	0	0	0	0	0	0	-1	0	0
Reest -	BA:	0	0	0	0	0	0	0	0	0	0	0
Orig	OP:	1	1		0	0	0	0	0	0	0	0
	OT:	-2	-2	0	1	1	1	1	0	-1	0	0
Subfunction Total for 452 Area and regional development (452)												
Pres 16	BA:	3,035	13,522	4,212	4,584	4,681	4,482	4,252	4,037	3,868	3,752	3,687
Reest	OP:	2,719	2,492		3,867	4,288	4,686	5,109	5,385	5,445	5,331	5,438
	OT:	4,011	3,705	3,639	3,867	4,288	4,686	5,109	5,385	5,445	5,331	5,438
Mar 15	BA:	3,035	3,451	3,970	4,352	4,473	4,356	4,139	3,936	3,777	3,676	3,618
Base	OP:	2,719	2,492		3,624	3,888	4,030	4,229	4,372	4,344	4,247	4,116
	OT:	4,011	3,613	3,430	3,624	3,888	4,030	4,229	4,372	4,344	4,247	4,116
Orig	BA:	2,768	12,729	2,995	3,026	3,074	3,081	3,161	3,240	3,318	3,290	3,370
Pres	OP:	3,064	2,730		3,386	3,686	3,825	4,084	4,371	4,511	4,499	4,367
	OT:	4,129	3,592	3,279	3,386	3,686	3,825	4,084	4,371	4,511	4,499	4,367
Reest -	BA:	0	10,071	242	232	208	126	113	101	91	76	69
Mar15	OP:	0	0		243	400	656	880	1,013	1,101	1,084	1,322
	OT:	0	92	209	243	400	656	880	1,013	1,101	1,084	1,322
Reest -	BA:	267	793	1,217	1,558	1,607	1,401	1,091	797	550	462	317
Orig	OP:	-345	-238		481	602	861	1,025	1,014	934	832	1,071
	OT:	-118	113	360	481	602	861	1,025	1,014	934	832	1,071




Sorted by FUNC, SFUN, TID, SUB
 (amounts in millions)

	2015	2016	2017	2018	2019	2020	2021	2022	2023	2024	2025
COMMUNITY AND REGIONAL DEVELOPMENT (450)											
Disaster relief and insurance (453)											
Department of Agriculture											
Farm Service Agency											
Emergency Forest Restoration Program											
012 0171 0 1 453 AA01 AR AR 03 0											
Appropriation											
Pres 16 BA:	0	0	0	0	0	0	0	0	0	0	0
Reest OP:	15	15		12	8	0	0	0	0	0	0
OT:	15	15	15	12	8	0	0	0	0	0	0
Mar 15 BA:	0	0	0	0	0	0	0	0	0	0	0
Base OP:	15	15		12	8	0	0	0	0	0	0
OT:	15	15	15	12	8	0	0	0	0	0	0
Orig BA:	0	0	0	0	0	0	0	0	0	0	0
Pres OP:	42	12		0	0	0	0	0	0	0	0
OT:	42	12	0	0	0	0	0	0	0	0	0
Reest - BA:	0	0	0	0	0	0	0	0	0	0	0
Mar15 OP:	0	0		0	0	0	0	0	0	0	0
OT:	0	0	0	0	0	0	0	0	0	0	0
Reest - BA:	0	0	0	0	0	0	0	0	0	0	0
Orig OP:	-27	3		0	0	0	0	0	0	0	0
OT:	-27	3	15	12	8	0	0	0	0	0	0




Sorted by FUNC, SFUN, TID, SUB
 (amounts in millions)

		2015	2016	2017	2018	2019	2020	2021	2022	2023	2024	2025
COMMUNITY AND REGIONAL DEVELOPMENT (450)												
012 0171 0 1 453 AA02 AR AR 03 0 DIS												
Appropriation												
Pres 16	BA:	3	0	0	0	0	0	0	0	0	0	0
Reest	OP:	0	2									
	OT:	1	2	0	0	0	0	0	0	0	0	0
Mar 15	BA:	3	3	3	3	3	3	3	3	3	4	4
Base	OP:	0	2									
	OT:	1	3	3	3	3	3	3	3	3	3	4
Orig	BA:	3	0	0	0	0	0	0	0	0	0	0
Pres	OP:	0	1									
	OT:	1	1	1	0	0	0	0	0	0	0	0
Reest -	BA:	0	-3	-3	-3	-3	-3	-3	-3	-3	-4	-4
Mar15	OP:	0	0									
	OT:	0	-1	-3	-3	-3	-3	-3	-3	-3	-3	-4
Reest -	BA:	0	0	0	0	0	0	0	0	0	0	0
Orig	OP:	0	1									
	OT:	0	1	-1	0	0	0	0	0	0	0	0
Account Total for Emergency Forest Restoration Program												
Pres 16	BA:	3	0	0	0	0	0	0	0	0	0	0
Reest	OP:	15	17									
	OT:	16	17	15	12	8	0	0	0	0	0	0
Mar 15	BA:	3	3	3	3	3	3	3	3	3	4	4
Base	OP:	15	17									
	OT:	16	18	18	15	11	3	3	3	3	3	4
Orig	BA:	3	0	0	0	0	0	0	0	0	0	0
Pres	OP:	42	13									
	OT:	43	13	1	0	0	0	0	0	0	0	0
Reest -	BA:	0	-3	-3	-3	-3	-3	-3	-3	-3	-4	-4
Mar15	OP:	0	0									
	OT:	0	-1	-3	-3	-3	-3	-3	-3	-3	-3	-4
Reest -	BA:	0	0	0	0	0	0	0	0	0	0	0
Orig	OP:	-27	4									
	OT:	-27	4	14	12	8	0	0	0	0	0	0




Sorted by FUNC, SFUN, TID, SUB
 (amounts in millions)

		2015	2016	2017	2018	2019	2020	2021	2022	2023	2024	2025
COMMUNITY AND REGIONAL DEVELOPMENT (450)												
Emergency conservation program												
012 3316 0 1 453 AA01 AR AR 03 0												
Appropriation												
Pres 16	BA:	0	0	0	0	0	0	0	0	0	0	0
Reest	OP:	44	44									
	OT:	44	44	44	40	5	0	0	0	0	0	0
Mar 15	BA:	0	0	0	0	0	0	0	0	0	0	0
Base	OP:	44	44									
	OT:	44	44	44	40	5	0	0	0	0	0	0
Orig	BA:	0	0	0	0	0	0	0	0	0	0	0
Pres	OP:	49	49									
	OT:	49	49	26	25	0	0	0	0	0	0	0
Reest -	BA:	0	0	0	0	0	0	0	0	0	0	0
Mar15	OP:	0	0									
	OT:	0	0	0	0	0	0	0	0	0	0	0
Reest -	BA:	0	0	0	0	0	0	0	0	0	0	0
Orig	OP:	-5	-5									
	OT:	-5	-5	18	15	5	0	0	0	0	0	0
012 3316 0 1 453 AA02 AR AR 03 0 DIS												
Appropriation												
Pres 16	BA:	9	0	0	0	0	0	0	0	0	0	0
Reest	OP:	0	6									
	OT:	3	6	0	0	0	0	0	0	0	0	0
Mar 15	BA:	9	9	9	9	10	10	10	10	10	11	11
Base	OP:	0	6									
	OT:	3	9	9	9	9	10	10	10	10	10	11
Orig	BA:	9	0	0	0	0	0	0	0	0	0	0
Pres	OP:	0	2									
	OT:	1	2	2	4	0	0	0	0	0	0	0
Reest -	BA:	0	-9	-9	-9	-10	-10	-10	-10	-10	-11	-11
Mar15	OP:	0	0									
	OT:	0	-3	-9	-9	-9	-10	-10	-10	-10	-10	-11
Reest -	BA:	0	0	0	0	0	0	0	0	0	0	0
Orig	OP:	0	4									
	OT:	2	4	-2	-4	0	0	0	0	0	0	0




Sorted by FUNC, SFUN, TID, SUB
 (amounts in millions)

		2015	2016	2017	2018	2019	2020	2021	2022	2023	2024	2025
COMMUNITY AND REGIONAL DEVELOPMENT (450)												
Account Total for Emergency conservation program												
Pres 16	BA:	9	0	0	0	0	0	0	0	0	0	0
Reest	OP:	44	50		40	5	0	0	0	0	0	0
	OT:	47	50	44	40	5	0	0	0	0	0	0
Mar 15	BA:	9	9	9	9	10	10	10	10	10	11	11
Base	OP:	44	50		49	14	10	10	10	10	10	11
	OT:	47	53	53	49	14	10	10	10	10	10	11
Orig	BA:	9	0	0	0	0	0	0	0	0	0	0
Pres	OP:	49	51		29	0	0	0	0	0	0	0
	OT:	50	51	28	29	0	0	0	0	0	0	0
Reest -	BA:	0	-9	-9	-9	-10	-10	-10	-10	-10	-11	-11
Mar15	OP:	0	0		-9	-9	-10	-10	-10	-10	-10	-11
	OT:	0	-3	-9	-9	-9	-10	-10	-10	-10	-10	-11
Reest -	BA:	0	0	0	0	0	0	0	0	0	0	0
Orig	OP:	-5	-1		11	5	0	0	0	0	0	0
	OT:	-3	-1	16	11	5	0	0	0	0	0	0
Department of Homeland Security												
Department of Homeland Security												
Adjustment to Reflect 2015 Budget Policy												
024 9001 0 1 453 AA01 HS HS 03												
Appropriation												
Pres 16	BA:	0	0	0	0	0	0	0	0	0	0	0
Reest	OP:	0	0		0	0	0	0	0	0	0	0
	OT:	0	0	0	0	0	0	0	0	0	0	0
Mar 15	BA:	0	0	0	0	0	0	0	0	0	0	0
Base	OP:	0	0		0	0	0	0	0	0	0	0
	OT:	0	0	0	0	0	0	0	0	0	0	0
Orig	BA:	-254	0	0	0	0	0	0	0	0	0	0
Pres	OP:	0	-37		-110	-6	0	0	0	0	0	0
	OT:	8	-37	-110	-110	-6	0	0	0	0	0	0
Reest -	BA:	0	0	0	0	0	0	0	0	0	0	0
Mar15	OP:	0	0		0	0	0	0	0	0	0	0
	OT:	0	0	0	0	0	0	0	0	0	0	0
Reest -	BA:	254	0	0	0	0	0	0	0	0	0	0
Orig	OP:	0	37		110	6	0	0	0	0	0	0
	OT:	-8	37	110	110	6	0	0	0	0	0	0



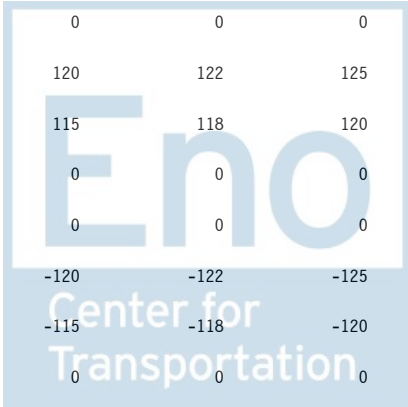
Sorted by FUNC, SFUN, TID, SUB
 (amounts in millions)

		2015	2016	2017	2018	2019	2020	2021	2022	2023	2024	2025
COMMUNITY AND REGIONAL DEVELOPMENT (450)												
024 9001 0 1 453 AA02 HS HS 03												
Appropriation												
Pres 16	BA:	0	0	0	0	0	0	0	0	0	0	0
Reest	OP:	0	0									
	OT:	0	0	0	0	0	0	0	0	0	0	0
Mar 15	BA:	0	0	0	0	0	0	0	0	0	0	0
Base	OP:	0	0									
	OT:	0	0	0	0	0	0	0	0	0	0	0
Orig	BA:	812	0	0	0	0	0	0	0	0	0	0
Pres	OP:	0	162									
	OT:	162	162	244	244	0	0	0	0	0	0	0
Reest -	BA:	0	0	0	0	0	0	0	0	0	0	0
Mar15	OP:	0	0									
	OT:	0	0	0	0	0	0	0	0	0	0	0
Reest -	BA:	-812	0	0	0	0	0	0	0	0	0	0
Orig	OP:	0	-162									
	OT:	-162	-162	-244	-244	0	0	0	0	0	0	0
Account Total for Adjustment to Reflect 2015 Budget Policy												
Pres 16	BA:	0	0	0	0	0	0	0	0	0	0	0
Reest	OP:	0	0									
	OT:	0	0	0	0	0	0	0	0	0	0	0
Mar 15	BA:	0	0	0	0	0	0	0	0	0	0	0
Base	OP:	0	0									
	OT:	0	0	0	0	0	0	0	0	0	0	0
Orig	BA:	558	0	0	0	0	0	0	0	0	0	0
Pres	OP:	0	125									
	OT:	170	125	134	134	-6	0	0	0	0	0	0
Reest -	BA:	0	0	0	0	0	0	0	0	0	0	0
Mar15	OP:	0	0									
	OT:	0	0	0	0	0	0	0	0	0	0	0
Reest -	BA:	-558	0	0	0	0	0	0	0	0	0	0
Orig	OP:	0	-125									
	OT:	-170	-125	-134	-134	6	0	0	0	0	0	0



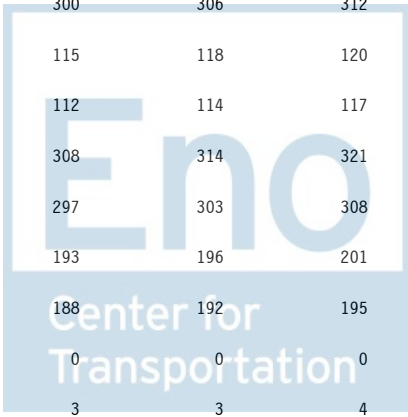
Sorted by FUNC, SFUN, TID, SUB
 (amounts in millions)

		2015	2016	2017	2018	2019	2020	2021	2022	2023	2024	2025
COMMUNITY AND REGIONAL DEVELOPMENT (450)												
National Protection and Programs Directorate												
Office of Health Affairs												
070 0117 0 1 453 AA01 HS HS 03 0												
Appropriation												
Pres 16	BA:	26	27	126	129	131	132	134	137	140	143	145
Reest	OP:	5	5									
	OT:	26	27	106	128	130	131	133	136	139	142	144
Mar 15	BA:	26	26	27	28	28	29	30	30	31	32	32
Base	OP:	5	5									
	OT:	26	26	27	28	28	29	30	30	31	32	32
Orig	BA:	127	124	126	129	131	132	134	137	140	143	145
Pres	OP:	117	61									
	OT:	181	122	125	128	130	132	133	135	139	141	143
Reest -	BA:	0	1	99	101	103	103	104	107	109	111	113
Mar15	OP:	0	0									
	OT:	0	1	79	100	102	102	103	106	108	110	112
Reest -	BA:	-101	-97	0	0	0	0	0	0	0	0	0
Orig	OP:	-112	-56									
	OT:	-155	-95	-19	0	0	-1	0	1	0	1	1
070 0117 0 1 453 AA03 HS HS 03 0												
Appropriation												
Pres 16	BA:	103	97	0	0	0	0	0	0	0	0	0
Reest	OP:	92	89									
	OT:	104	101	86	22	7	0	0	0	0	0	0
Mar 15	BA:	103	105	107	109	112	114	117	120	122	125	128
Base	OP:	92	89									
	OT:	104	102	104	106	108	110	113	115	118	120	123
Orig	BA:	0	0	0	0	0	0	0	0	0	0	0
Pres	OP:	0	0									
	OT:	0	0	0	0	0	0	0	0	0	0	0
Reest -	BA:	0	-8	-107	-109	-112	-114	-117	-120	-122	-125	-128
Mar15	OP:	0	0									
	OT:	0	-1	-18	-84	-101	-110	-113	-115	-118	-120	-123
Reest -	BA:	103	97	0	0	0	0	0	0	0	0	0
Orig	OP:	92	89									
	OT:	104	101	86	22	7	0	0	0	0	0	0




Sorted by FUNC, SFUN, TID, SUB
 (amounts in millions)

		2015	2016	2017	2018	2019	2020	2021	2022	2023	2024	2025
COMMUNITY AND REGIONAL DEVELOPMENT (450)												
Account Total for Office of Health Affairs												
Pres 16	BA:	129	124	126	129	131	132	134	137	140	143	145
Reest	OP:	97	94									
	OT:	130	128	192	150	137	131	133	136	139	142	144
Mar 15	BA:	129	131	134	137	140	143	147	150	153	157	160
Base	OP:	97	94									
	OT:	130	128	131	134	136	139	143	145	149	152	155
Orig	BA:	127	124	126	129	131	132	134	137	140	143	145
Pres	OP:	117	61									
	OT:	181	122	125	128	130	132	133	135	139	141	143
Reest -	BA:	0	-7	-8	-8	-9	-11	-13	-13	-13	-14	-15
Mar15	OP:	0	0									
	OT:	0	0	61	16	1	-8	-10	-9	-10	-10	-11
Reest -	BA:	2	0	0	0	0	0	0	0	0	0	0
Orig	OP:	-20	33									
	OT:	-51	6	67	22	7	-1	0	1	0	1	1
Federal Emergency Management Agency Flood Hazard Mapping and Risk Analysis Program 070 0500 0 1 453 AA01 HS HS 03 0 Appropriation												
Pres 16	BA:	100	279	285	290	293	296	302	308	314	321	327
Reest	OP:	107	116									
	OT:	127	172	248	271	297	291	295	300	306	312	318
Mar 15	BA:	100	102	104	106	108	110	113	115	118	120	123
Base	OP:	107	116									
	OT:	127	136	141	126	115	107	109	112	114	117	119
Orig	BA:	95	279	285	290	293	296	302	308	314	321	327
Pres	OP:	114	114									
	OT:	120	131	184	215	278	290	293	297	303	308	315
Reest -	BA:	0	177	181	184	185	186	189	193	196	201	204
Mar15	OP:	0	0									
	OT:	0	36	107	145	182	184	186	188	192	195	199
Reest -	BA:	5	0	0	0	0	0	0	0	0	0	0
Orig	OP:	-7	2									
	OT:	7	41	64	56	19	1	2	3	3	4	3




Sorted by FUNC, SFUN, TID, SUB
 (amounts in millions)

		2015	2016	2017	2018	2019	2020	2021	2022	2023	2024	2025
COMMUNITY AND REGIONAL DEVELOPMENT (450)												
State and Local Programs												
070 0560 0 1 453 AA01 HS HS 03 0												
Appropriation												
Pres 16	BA:	1,500	1,043	0	0	0	0	0	0	0	0	0
Reest	OP:	2,076	1,324									
	OT:	2,181	1,355	1,119	723	613	404	136	0	0	0	0
Mar 15	BA:	1,500	1,523	1,550	1,582	1,614	1,647	1,681	1,715	1,750	1,787	1,823
Base	OP:	2,076	1,324									
	OT:	2,181	1,431	1,331	1,162	1,311	1,530	1,559	1,591	1,623	1,656	1,690
Orig	BA:	2,529	2,232	2,276	2,322	2,346	2,368	2,416	2,465	2,514	2,564	2,615
Pres	OP:	2,684	2,204									
	OT:	2,754	2,260	2,355	2,632	2,438	2,391	2,377	2,390	2,418	2,458	2,504
Reest -	BA:	0	-480	-1,550	-1,582	-1,614	-1,647	-1,681	-1,715	-1,750	-1,787	-1,823
Mar15	OP:	0	0									
	OT:	0	-76	-212	-439	-698	-1,126	-1,423	-1,591	-1,623	-1,656	-1,690
Reest -	BA:	-1,029	-1,189	-2,276	-2,322	-2,346	-2,368	-2,416	-2,465	-2,514	-2,564	-2,615
Orig	OP:	-608	-880									
	OT:	-573	-905	-1,236	-1,909	-1,825	-1,987	-2,241	-2,390	-2,418	-2,458	-2,504
070 0560 0 1 453 AA02 HS HS 03												
Appropriation												
Fire Grants												
Pres 16	BA:	0	670	0	0	0	0	0	0	0	0	0
Reest	OP:	0	0									
	OT:	0	13	168	302	134	40	0	0	0	0	0
Mar 15	BA:	0	0	0	0	0	0	0	0	0	0	0
Base	OP:	0	0									
	OT:	0	0	0	0	0	0	0	0	0	0	0
Orig	BA:	0	0	0	0	0	0	0	0	0	0	0
Pres	OP:	0	0									
	OT:	0	0	0	0	0	0	0	0	0	0	0
Reest -	BA:	0	670	0	0	0	0	0	0	0	0	0
Mar15	OP:	0	0									
	OT:	0	13	168	302	134	40	0	0	0	0	0
Reest -	BA:	0	670	0	0	0	0	0	0	0	0	0
Orig	OP:	0	0									
	OT:	0	13	168	302	134	40	0	0	0	0	0



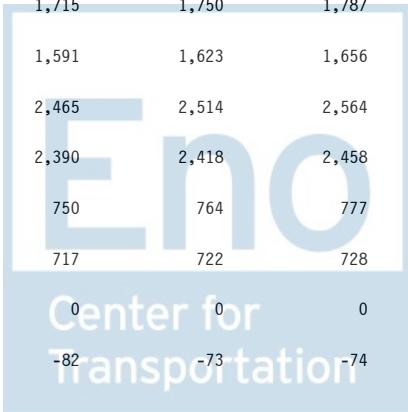
Sorted by FUNC, SFUN, TID, SUB
 (amounts in millions)

		2015	2016	2017	2018	2019	2020	2021	2022	2023	2024	2025
COMMUNITY AND REGIONAL DEVELOPMENT (450)												
070 0560 0 1 453 AA03 HS HS 03												
Appropriation												
EMPG												
Pres 16	BA:	0	350	0	0	0	0	0	0	0	0	0
Reest	OP:	0	0									
	OT:	0	35	196	77	32	7	0	0	0	0	0
Mar 15	BA:	0	0	0	0	0	0	0	0	0	0	0
Base	OP:	0	0									
	OT:	0	0	0	0	0	0	0	0	0	0	0
Orig	BA:	0	0	0	0	0	0	0	0	0	0	0
Pres	OP:	0	0									
	OT:	0	0	0	0	0	0	0	0	0	0	0
Reest -	BA:	0	350	0	0	0	0	0	0	0	0	0
Mar15	OP:	0	0									
	OT:	0	35	196	77	32	7	0	0	0	0	0
Reest -	BA:	0	350	0	0	0	0	0	0	0	0	0
Orig	OP:	0	0									
	OT:	0	35	196	77	32	7	0	0	0	0	0
070 0560 0 1 453 AA05 HS HS 03												
Appropriation												
Education, Training, and Exercises												
Pres 16	BA:	0	168	0	0	0	0	0	0	0	0	0
Reest	OP:	0	0									
	OT:	0	34	50	39	34	8	0	0	0	0	0
Mar 15	BA:	0	0	0	0	0	0	0	0	0	0	0
Base	OP:	0	0									
	OT:	0	0	0	0	0	0	0	0	0	0	0
Orig	BA:	0	0	0	0	0	0	0	0	0	0	0
Pres	OP:	0	0									
	OT:	0	0	0	0	0	0	0	0	0	0	0
Reest -	BA:	0	168	0	0	0	0	0	0	0	0	0
Mar15	OP:	0	0									
	OT:	0	34	50	39	34	8	0	0	0	0	0
Reest -	BA:	0	168	0	0	0	0	0	0	0	0	0
Orig	OP:	0	0									
	OT:	0	34	50	39	34	8	0	0	0	0	0



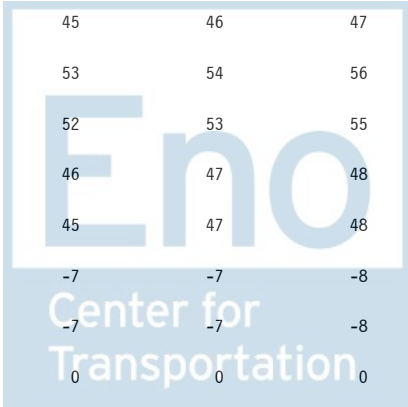
Sorted by FUNC, SFUN, TID, SUB
 (amounts in millions)

		2015	2016	2017	2018	2019	2020	2021	2022	2023	2024	2025
COMMUNITY AND REGIONAL DEVELOPMENT (450)												
070 0560 0 1 453 AA06 HS HS 03												
Appropriation												
Pres 16	BA:	0	0	2,276	2,322	2,346	2,368	2,416	2,465	2,514	2,564	2,615
Reest	OP:	0	0									
	OT:	0	0	159	504	968	1,506	1,983	2,308	2,345	2,384	2,428
Mar 15	BA:	0	0	0	0	0	0	0	0	0	0	0
Base	OP:	0	0									
	OT:	0	0	0	0	0	0	0	0	0	0	0
Orig	BA:	0	0	0	0	0	0	0	0	0	0	0
Pres	OP:	0	0									
	OT:	0	0	0	0	0	0	0	0	0	0	0
Reest -	BA:	0	0	2,276	2,322	2,346	2,368	2,416	2,465	2,514	2,564	2,615
Mar15	OP:	0	0									
	OT:	0	0	159	504	968	1,506	1,983	2,308	2,345	2,384	2,428
Reest -	BA:	0	0	2,276	2,322	2,346	2,368	2,416	2,465	2,514	2,564	2,615
Orig	OP:	0	0									
	OT:	0	0	159	504	968	1,506	1,983	2,308	2,345	2,384	2,428
Account Total for State and Local Programs												
Pres 16	BA:	1,500	2,231	2,276	2,322	2,346	2,368	2,416	2,465	2,514	2,564	2,615
Reest	OP:	2,076	1,324									
	OT:	2,181	1,437	1,692	1,645	1,781	1,965	2,119	2,308	2,345	2,384	2,428
Mar 15	BA:	1,500	1,523	1,550	1,582	1,614	1,647	1,681	1,715	1,750	1,787	1,823
Base	OP:	2,076	1,324									
	OT:	2,181	1,431	1,331	1,162	1,311	1,530	1,559	1,591	1,623	1,656	1,690
Orig	BA:	2,529	2,232	2,276	2,322	2,346	2,368	2,416	2,465	2,514	2,564	2,615
Pres	OP:	2,684	2,204									
	OT:	2,754	2,260	2,355	2,632	2,438	2,391	2,377	2,390	2,418	2,458	2,504
Reest -	BA:	0	708	726	740	732	721	735	750	764	777	792
Mar15	OP:	0	0									
	OT:	0	6	361	483	470	435	560	717	722	728	738
Reest -	BA:	-1,029	-1	0	0	0	0	0	0	0	0	0
Orig	OP:	-608	-880									
	OT:	-573	-823	-663	-987	-657	-426	-258	-82	-73	-74	-76



Sorted by FUNC, SFUN, TID, SUB
 (amounts in millions)

		2015	2016	2017	2018	2019	2020	2021	2022	2023	2024	2025
COMMUNITY AND REGIONAL DEVELOPMENT (450)												
Firefighter assistance grants												
070 0561 0 1 453 AA01 HS HS 03 0												
Appropriation												
Pres 16	BA:	680	0	0	0	0	0	0	0	0	0	0
Reest	OP:	691	729									
	OT:	705	729	501	177	41	0	0	0	0	0	0
Mar 15	BA:	680	690	703	717	731	746	761	777	793	809	826
Base	OP:	691	729									
	OT:	705	743	688	678	689	702	716	731	746	761	777
Orig	BA:	0	0	0	0	0	0	0	0	0	0	0
Pres	OP:	0	0									
	OT:	0	0	0	0	0	0	0	0	0	0	0
Reest -	BA:	0	-690	-703	-717	-731	-746	-761	-777	-793	-809	-826
Mar15	OP:	0	0									
	OT:	0	-14	-187	-501	-648	-702	-716	-731	-746	-761	-777
Reest -	BA:	680	0	0	0	0	0	0	0	0	0	0
Orig	OP:	691	729									
	OT:	705	729	501	177	41	0	0	0	0	0	0
United States Fire Administration												
070 0564 0 1 453 AA01 HS HS 03 0												
Appropriation												
Pres 16	BA:	44	42	43	44	44	45	45	46	47	48	49
Reest	OP:	14	15									
	OT:	43	42	42	43	44	44	45	45	46	47	48
Mar 15	BA:	44	45	46	47	49	50	52	53	54	56	57
Base	OP:	14	15									
	OT:	43	44	45	46	48	49	51	52	53	55	56
Orig	BA:	44	42	43	44	44	45	45	46	47	48	49
Pres	OP:	12	9									
	OT:	52	47	43	44	44	44	44	45	47	48	49
Reest -	BA:	0	-3	-3	-3	-5	-5	-7	-7	-7	-8	-8
Mar15	OP:	0	0									
	OT:	0	-2	-3	-3	-4	-5	-6	-7	-7	-8	-8
Reest -	BA:	0	0	0	0	0	0	0	0	0	0	0
Orig	OP:	2	6									
	OT:	-9	-5	-1	-1	0	0	1	0	-1	-1	-1




Sorted by FUNC, SFUN, TID, SUB
 (amounts in millions)

		2015	2016	2017	2018	2019	2020	2021	2022	2023	2024	2025
COMMUNITY AND REGIONAL DEVELOPMENT (450)												
National Protection and Programs Directorate												
Management and Administration												
070 0566 0 1 453 AA01 HS HS 03 0												
Appropriation												
Pres 16	BA:	62	64	65	67	67	68	69	71	72	74	75
Reest	OP:	14	13									
	OT:	62	62	64	66	67	67	68	70	71	73	74
Mar 15	BA:	62	64	66	69	72	74	77	80	83	86	89
Base	OP:	14	13									
	OT:	62	62	65	68	71	73	76	79	82	85	88
Orig	BA:	56	64	65	67	67	68	69	71	72	74	75
Pres	OP:	18	6									
	OT:	68	64	64	66	67	68	69	71	72	74	75
Reest -	BA:	0	0	-1	-2	-5	-6	-8	-9	-11	-12	-14
Mar15	OP:	0	0									
	OT:	0	0	-1	-2	-4	-6	-8	-9	-11	-12	-14
Reest -	BA:	6	0	0	0	0	0	0	0	0	0	0
Orig	OP:	-4	7									
	OT:	-6	-2	0	0	0	-1	-1	-1	-1	-1	-1



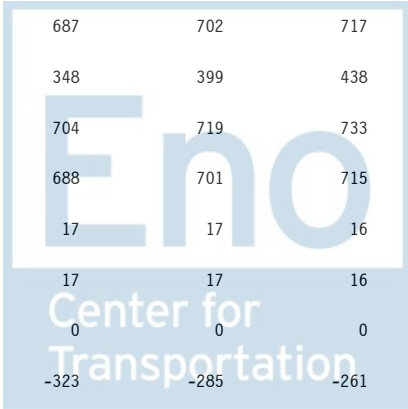
Sorted by FUNC, SFUN, TID, SUB
 (amounts in millions)

		2015	2016	2017	2018	2019	2020	2021	2022	2023	2024	2025
COMMUNITY AND REGIONAL DEVELOPMENT (450)												
Federal Emergency Management Agency												
Salaries and Expenses												
070 0700 0 1 453 AA01 HS HS 03 0												
Appropriation												
Pres 16	BA:	862	875	893	910	920	929	948	966	985	1,005	1,025
Reest	OP:	341	338									
	OT:	858	863	876	893	905	915	930	948	966	985	1,005
Mar 15	BA:	862	885	912	941	972	1,003	1,035	1,068	1,101	1,136	1,171
Base	OP:	341	338									
	OT:	858	869	890	918	948	978	1,009	1,042	1,074	1,108	1,142
Orig	BA:	872	875	893	910	920	929	948	966	985	1,005	1,025
Pres	OP:	463	296									
	OT:	1,029	865	885	903	916	926	941	959	977	996	1,017
Reest -	BA:	0	-10	-19	-31	-52	-74	-87	-102	-116	-131	-146
Mar15	OP:	0	0									
	OT:	0	-6	-14	-25	-43	-63	-79	-94	-108	-123	-137
Reest -	BA:	-10	0	0	0	0	0	0	0	0	0	0
Orig	OP:	-122	42									
	OT:	-171	-2	-9	-10	-11	-11	-11	-11	-11	-11	-12
070 0700 0 1 453 IA01 HS HS 03 0												
Rescission												
Pres 16	BA:	-1	0	0	0	0	0	0	0	0	0	0
Reest	OP:	0	-1									
	OT:	0	-1	0	0	0	0	0	0	0	0	0
Mar 15	BA:	-1	-1	-1	-1	-1	-1	-1	-1	-1	-1	-1
Base	OP:	0	-1									
	OT:	0	-1	-1	-1	-1	-1	-1	-1	-1	-1	-1
Orig	BA:	0	0	0	0	0	0	0	0	0	0	0
Pres	OP:	0	0									
	OT:	0	0	0	0	0	0	0	0	0	0	0
Reest -	BA:	0	1	1	1	1	1	1	1	1	1	1
Mar15	OP:	0	0									
	OT:	0	0	1	1	1	1	1	1	1	1	1
Reest -	BA:	-1	0	0	0	0	0	0	0	0	0	0
Orig	OP:	0	-1									
	OT:	0	-1	0	0	0	0	0	0	0	0	0



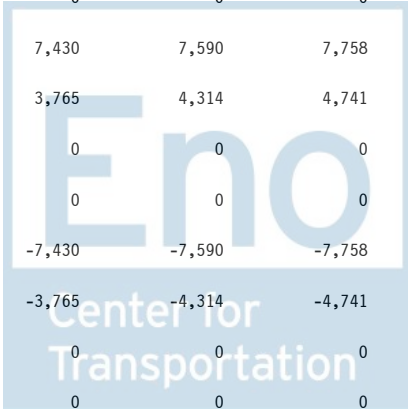
Sorted by FUNC, SFUN, TID, SUB
 (amounts in millions)

		2015	2016	2017	2018	2019	2020	2021	2022	2023	2024	2025
COMMUNITY AND REGIONAL DEVELOPMENT (450)												
Account Total for Salaries and Expenses												
Pres 16	BA:	861	875	893	910	920	929	948	966	985	1,005	1,025
Reest	OP:	341	337									
	OT:	858	862	876	893	905	915	930	948	966	985	1,005
Mar 15	BA:	861	884	911	940	971	1,002	1,034	1,067	1,100	1,135	1,170
Base	OP:	341	337									
	OT:	858	868	889	917	947	977	1,008	1,041	1,073	1,107	1,141
Orig	BA:	872	875	893	910	920	929	948	966	985	1,005	1,025
Pres	OP:	463	296									
	OT:	1,029	865	885	903	916	926	941	959	977	996	1,017
Reest -	BA:	0	-9	-18	-30	-51	-73	-86	-101	-115	-130	-145
Mar15	OP:	0	0									
	OT:	0	-6	-13	-24	-42	-62	-78	-93	-107	-122	-136
Reest -	BA:	-11	0	0	0	0	0	0	0	0	0	0
Orig	OP:	-122	41									
	OT:	-171	-3	-9	-10	-11	-11	-11	-11	-11	-11	-12
Disaster Relief Fund												
070 0702 0 1 453 AA01 HS HS 03 0												
Appropriation												
Pres 16	BA:	595	662	651	664	670	677	691	704	719	733	748
Reest	OP:	149	298									
	OT:	179	331	463	436	351	261	232	365	416	454	494
Mar 15	BA:	595	605	616	630	643	658	672	687	702	717	732
Base	OP:	149	298									
	OT:	179	328	449	420	333	246	220	348	399	438	479
Orig	BA:	270	388	651	664	670	677	691	704	719	733	748
Pres	OP:	7,384	2,777									
	OT:	7,255	2,718	2,454	1,688	658	667	677	688	701	715	728
Reest -	BA:	0	57	35	34	27	19	19	17	17	16	16
Mar15	OP:	0	0									
	OT:	0	3	14	16	18	15	12	17	17	16	15
Reest -	BA:	325	274	0	0	0	0	0	0	0	0	0
Orig	OP:	-7,235	-2,479									
	OT:	-7,076	-2,387	-1,991	-1,252	-307	-406	-445	-323	-285	-261	-234



Sorted by FUNC, SFUN, TID, SUB
 (amounts in millions)

		2015	2016	2017	2018	2019	2020	2021	2022	2023	2024	2025
COMMUNITY AND REGIONAL DEVELOPMENT (450)												
070 0702 0 1 453 AA02 HS HS 03 0												
Appropriation												
Pres 16	BA:	-24	-24	0	0	0	0	0	0	0	0	0
Reest	OP:	-6	-12									
	OT:	-7	-13	-18	-16	-11	-5	-1	0	0	0	0
Mar 15	BA:	-24	-24	-25	-25	-26	-27	-27	-28	-28	-29	-30
Base	OP:	-6	-12									
	OT:	-7	-13	-18	-17	-13	-10	-9	-14	-16	-18	-19
Orig	BA:	0	0	0	0	0	0	0	0	0	0	0
Pres	OP:	0	0									
	OT:	0	0	0	0	0	0	0	0	0	0	0
Reest -	BA:	0	0	25	25	26	27	27	28	28	29	30
Mar15	OP:	0	0									
	OT:	0	0	0	1	2	5	8	14	16	18	19
Reest -	BA:	-24	-24	0	0	0	0	0	0	0	0	0
Orig	OP:	-6	-12									
	OT:	-7	-13	-18	-16	-11	-5	-1	0	0	0	0
070 0702 0 1 453 AA04 HS HS 03 0 DIS												
Appropriation												
disaster spending												
Pres 16	BA:	6,438	6,713	0	0	0	0	0	0	0	0	0
Reest	OP:	0	1,610									
	OT:	322	1,946	3,288	3,288	2,644	1,329	336	0	0	0	0
Mar 15	BA:	6,438	6,544	6,670	6,816	6,962	7,116	7,269	7,430	7,590	7,758	7,926
Base	OP:	0	1,610									
	OT:	322	1,937	3,246	3,579	3,276	2,659	2,380	3,765	4,314	4,741	5,178
Orig	BA:	5,626	6,713	0	0	0	0	0	0	0	0	0
Pres	OP:	0	1,125									
	OT:	1,125	2,468	3,030	3,702	2,014	0	0	0	0	0	0
Reest -	BA:	0	169	-6,670	-6,816	-6,962	-7,116	-7,269	-7,430	-7,590	-7,758	-7,926
Mar15	OP:	0	0									
	OT:	0	9	42	-291	-632	-1,330	-2,044	-3,765	-4,314	-4,741	-5,178
Reest -	BA:	812	0	0	0	0	0	0	0	0	0	0
Orig	OP:	0	485									
	OT:	-803	-522	258	-414	630	1,329	336	0	0	0	0




Sorted by FUNC, SFUN, TID, SUB
 (amounts in millions)

		2015	2016	2017	2018	2019	2020	2021	2022	2023	2024	2025
COMMUNITY AND REGIONAL DEVELOPMENT (450)												
070 0702 0 1 453 AA05 HS HS 03 A												
Appropriation												
Pres 16	BA:	0	0	0	0	0	0	0	0	0	0	0
Reest	OP:	5,735	3,159									
	OT:	5,735	3,159	1,694	1,417	1,624	2,008	2,191	720	195	0	0
Mar 15	BA:	0	0	0	0	0	0	0	0	0	0	0
Base	OP:	5,735	3,159									
	OT:	5,735	3,159	1,694	1,417	1,624	2,008	2,191	720	195	0	0
Orig	BA:	0	0	0	0	0	0	0	0	0	0	0
Pres	OP:	0	0									
	OT:	0	0	0	0	0	0	0	0	0	0	0
Reest -	BA:	0	0	0	0	0	0	0	0	0	0	0
Mar15	OP:	0	0									
	OT:	0	0	0	0	0	0	0	0	0	0	0
Reest -	BA:	0	0	0	0	0	0	0	0	0	0	0
Orig	OP:	5,735	3,159									
	OT:	5,735	3,159	1,694	1,417	1,624	2,008	2,191	720	195	0	0
070 0702 0 1 453 IA01 HS HS 03 0												
Rescission												
Rescission (Sec. 572)												
Pres 16	BA:	-375	-250	0	0	0	0	0	0	0	0	0
Reest	OP:	-75	-154									
	OT:	-94	-167	-170	-139	-87	-40	-74	-22	-15	-15	-16
Mar 15	BA:	-375	-381	-389	-397	-406	-414	-423	-433	-442	-452	-462
Base	OP:	-75	-154									
	OT:	-94	-173	-203	-191	-159	-139	-200	-241	-266	-291	-318
Orig	BA:	0	0	0	0	0	0	0	0	0	0	0
Pres	OP:	0	0									
	OT:	0	0	0	0	0	0	0	0	0	0	0
Reest -	BA:	0	131	389	397	406	414	423	433	442	452	462
Mar15	OP:	0	0									
	OT:	0	6	33	52	72	99	126	219	251	276	302
Reest -	BA:	-375	-250	0	0	0	0	0	0	0	0	0
Orig	OP:	-75	-154									
	OT:	-94	-167	-170	-139	-87	-40	-74	-22	-15	-15	-16




Sorted by FUNC, SFUN, TID, SUB
 (amounts in millions)

		2015	2016	2017	2018	2019	2020	2021	2022	2023	2024	2025
COMMUNITY AND REGIONAL DEVELOPMENT (450)												
Account Total for Disaster Relief Fund												
Pres 16	BA:	6,634	7,101	651	664	670	677	691	704	719	733	748
Reest	OP:	5,803	4,901									
	OT:	6,135	5,256	5,257	4,986	4,521	3,553	2,684	1,063	596	439	478
Mar 15	BA:	6,634	6,744	6,872	7,024	7,173	7,333	7,491	7,656	7,822	7,994	8,166
Base	OP:	5,803	4,901									
	OT:	6,135	5,238	5,168	5,208	5,061	4,764	4,582	4,578	4,626	4,870	5,320
Orig	BA:	5,896	7,101	651	664	670	677	691	704	719	733	748
Pres	OP:	7,384	3,902									
	OT:	8,380	5,186	5,484	5,390	2,672	667	677	688	701	715	728
Reest -	BA:	0	357	-6,221	-6,360	-6,503	-6,656	-6,800	-6,952	-7,103	-7,261	-7,418
Mar15	OP:	0	0									
	OT:	0	18	89	-222	-540	-1,211	-1,898	-3,515	-4,030	-4,431	-4,842
Reest -	BA:	738	0	0	0	0	0	0	0	0	0	0
Orig	OP:	-1,581	999									
	OT:	-2,245	70	-227	-404	1,849	2,886	2,007	375	-105	-276	-250
Disaster assistance direct loan program account												
070 0703 0 1 453 AA01 HS HS 03 0 AD												
Appropriation												
Pres 16	BA:	0	0	0	0	0	0	0	0	0	0	0
Reest	OP:	30	93									
	OT:	30	93	95	97	73	0	0	0	0	0	0
Mar 15	BA:	0	0	0	0	0	0	0	0	0	0	0
Base	OP:	30	93									
	OT:	30	93	95	97	73	0	0	0	0	0	0
Orig	BA:	0	-100	0	0	0	0	0	0	0	0	0
Pres	OP:	31	38									
	OT:	31	38	29	0	0	0	0	0	0	0	0
Reest -	BA:	0	0	0	0	0	0	0	0	0	0	0
Mar15	OP:	0	0									
	OT:	0	0	0	0	0	0	0	0	0	0	0
Reest -	BA:	0	100	0	0	0	0	0	0	0	0	0
Orig	OP:	-1	55									
	OT:	-1	55	66	97	73	0	0	0	0	0	0




Sorted by FUNC, SFUN, TID, SUB
 (amounts in millions)

		2015	2016	2017	2018	2019	2020	2021	2022	2023	2024	2025
COMMUNITY AND REGIONAL DEVELOPMENT (450)												
070 0703 0 1 453 BA01 24 82 10 N SD												
Federal Fund												
Pres 16	BA:	78	0	0	0	0	0	0	0	0	0	0
Reest	OP:	62	0									
	OT:	78	0	0	0	0	0	0	0	0	0	0
Mar 15	BA:	78	0	0	0	0	0	0	0	0	0	0
Base	OP:	62	0									
	OT:	78	0	0	0	0	0	0	0	0	0	0
Orig	BA:	78	0	0	0	0	0	0	0	0	0	0
Pres	OP:	62	0									
	OT:	78	0	0	0	0	0	0	0	0	0	0
Reest -	BA:	0	0	0	0	0	0	0	0	0	0	0
Mar15	OP:	0	0									
	OT:	0	0	0	0	0	0	0	0	0	0	0
Reest -	BA:	0	0	0	0	0	0	0	0	0	0	0
Orig	OP:	0	0									
	OT:	0	0	0	0	0	0	0	0	0	0	0
070 0703 0 1 453 IA01 HS HS 03												
Rescission												
Pres 16	BA:	0	-5	0	0	0	0	0	0	0	0	0
Reest	OP:	0	0									
	OT:	0	0	0	0	-5	0	0	0	0	0	0
Mar 15	BA:	0	0	0	0	0	0	0	0	0	0	0
Base	OP:	0	0									
	OT:	0	0	0	0	0	0	0	0	0	0	0
Orig	BA:	0	0	0	0	0	0	0	0	0	0	0
Pres	OP:	0	0									
	OT:	0	0	0	0	0	0	0	0	0	0	0
Reest -	BA:	0	-5	0	0	0	0	0	0	0	0	0
Mar15	OP:	0	0									
	OT:	0	0	0	0	-5	0	0	0	0	0	0
Reest -	BA:	0	-5	0	0	0	0	0	0	0	0	0
Orig	OP:	0	0									
	OT:	0	0	0	0	-5	0	0	0	0	0	0



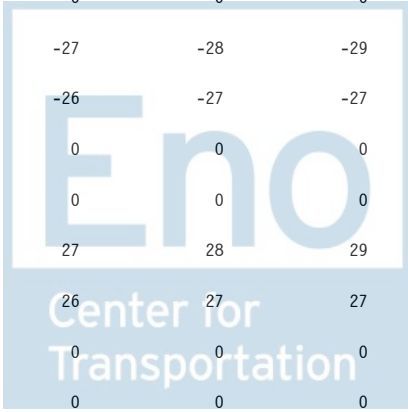
Sorted by FUNC, SFUN, TID, SUB
 (amounts in millions)

		2015	2016	2017	2018	2019	2020	2021	2022	2023	2024	2025
COMMUNITY AND REGIONAL DEVELOPMENT (450)												
Account Total for Disaster assistance direct loan program account												
Pres 16	BA:	78	-5	0	0	0	0	0	0	0	0	0
Reest	OP:	92	93									
	OT:	108	93	95	97	68	0	0	0	0	0	0
Mar 15	BA:	78	0	0	0	0	0	0	0	0	0	0
Base	OP:	92	93									
	OT:	108	93	95	97	73	0	0	0	0	0	0
Orig	BA:	78	-100	0	0	0	0	0	0	0	0	0
Pres	OP:	93	38									
	OT:	109	38	29	0	0	0	0	0	0	0	0
Reest -	BA:	0	-5	0	0	0	0	0	0	0	0	0
Mar15	OP:	0	0									
	OT:	0	0	0	0	-5	0	0	0	0	0	0
Reest -	BA:	0	95	0	0	0	0	0	0	0	0	0
Orig	OP:	-1	55									
	OT:	-1	55	66	97	68	0	0	0	0	0	0
Radiological emergency preparedness program												
070 0715 0 1 453 AA01 HS HS 03 A												
Appropriation												
Pres 16	BA:	-2	0	0	0	0	0	0	0	0	0	0
Reest	OP:	9	0									
	OT:	9	0	0	0	0	0	0	0	0	0	0
Mar 15	BA:	-2	0	0	0	0	0	0	0	0	0	0
Base	OP:	9	0									
	OT:	9	0	0	0	0	0	0	0	0	0	0
Orig	BA:	-3	0	0	0	0	0	0	0	0	0	0
Pres	OP:	36	33									
	OT:	11	9	1	0	0	0	0	0	0	0	0
Reest -	BA:	0	0	0	0	0	0	0	0	0	0	0
Mar15	OP:	0	0									
	OT:	0	0	0	0	0	0	0	0	0	0	0
Reest -	BA:	1	0	0	0	0	0	0	0	0	0	0
Orig	OP:	-27	-33									
	OT:	-2	-9	-1	0	0	0	0	0	0	1	0




Sorted by FUNC, SFUN, TID, SUB
 (amounts in millions)

		2015	2016	2017	2018	2019	2020	2021	2022	2023	2024	2025
COMMUNITY AND REGIONAL DEVELOPMENT (450)												
National pre-disaster mitigation fund												
070 0716 0 1 453 AA01 HS HS 03 0												
Appropriation												
Pres 16	BA:	25	200	204	208	210	212	217	221	225	230	234
Reest	OP:	53	56									
	OT:	54	66	102	172	206	224	231	229	226	220	224
Mar 15	BA:	25	25	26	26	27	27	28	29	29	30	30
Base	OP:	53	56									
	OT:	54	57	58	58	54	52	49	44	38	29	29
Orig	BA:	24	200	204	208	210	212	217	221	225	230	234
Pres	OP:	51	45									
	OT:	52	57	154	173	206	209	211	214	219	223	227
Reest -	BA:	0	175	178	182	183	185	189	192	196	200	204
Mar15	OP:	0	0									
	OT:	0	9	44	114	152	172	182	185	188	191	195
Reest -	BA:	1	0	0	0	0	0	0	0	0	0	0
Orig	OP:	2	11									
	OT:	2	9	-52	-1	0	15	20	15	7	-3	-3
070 0716 0 1 453 IA01 HS HS 03 0												
Rescission												
Pres 16	BA:	-24	0	0	0	0	0	0	0	0	0	0
Reest	OP:	0	-5									
	OT:	-1	-5	-10	-5	-2	-1	0	0	0	0	0
Mar 15	BA:	-24	-24	-25	-25	-26	-26	-27	-27	-28	-29	-29
Base	OP:	0	-5									
	OT:	-1	-6	-16	-21	-24	-25	-26	-26	-27	-27	-28
Orig	BA:	0	0	0	0	0	0	0	0	0	0	0
Pres	OP:	0	0									
	OT:	0	0	0	0	0	0	0	0	0	0	0
Reest -	BA:	0	24	25	25	26	26	27	27	28	29	29
Mar15	OP:	0	0									
	OT:	0	1	6	16	22	24	26	26	27	27	28
Reest -	BA:	-24	0	0	0	0	0	0	0	0	0	0
Orig	OP:	0	-5									
	OT:	-1	-5	-10	-5	-2	-1	0	0	0	0	0



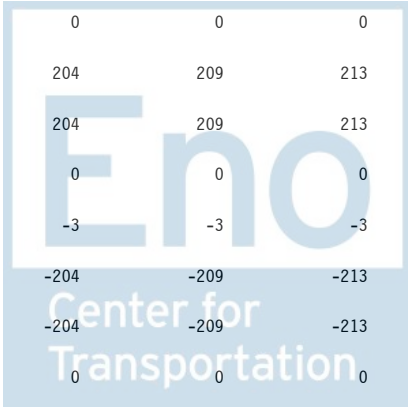
Sorted by FUNC, SFUN, TID, SUB
 (amounts in millions)

		2015	2016	2017	2018	2019	2020	2021	2022	2023	2024	2025
COMMUNITY AND REGIONAL DEVELOPMENT (450)												
Account Total for National pre-disaster mitigation fund												
Pres 16	BA:	1	200	204	208	210	212	217	221	225	230	234
Reest	OP:	53	51									
	OT:	53	61	92	167	204	223	231	229	226	220	224
Mar 15	BA:	1	1	1	1	1	1	1	2	1	1	1
Base	OP:	53	51									
	OT:	53	51	42	37	30	27	23	18	11	2	1
Orig	BA:	24	200	204	208	210	212	217	221	225	230	234
Pres	OP:	51	45									
	OT:	52	57	154	173	206	209	211	214	219	223	227
Reest -	BA:	0	199	203	207	209	211	216	219	224	229	233
Mar15	OP:	0	0									
	OT:	0	10	50	130	174	196	208	211	215	218	223
Reest -	BA:	-23	0	0	0	0	0	0	0	0	0	0
Orig	OP:	2	6									
	OT:	1	4	-62	-6	-2	14	20	15	7	-3	-3
National flood mitigation fund												
070 0717 0 1 453 AA01 HS HS 03 A												
Appropriation												
Pres 16	BA:	0	0	0	0	0	0	0	0	0	0	0
Reest	OP:	2	0									
	OT:	2	0	0	0	0	0	0	0	0	0	0
Mar 15	BA:	0	0	0	0	0	0	0	0	0	0	0
Base	OP:	2	0									
	OT:	2	0	0	0	0	0	0	0	0	0	0
Orig	BA:	0	0	0	0	0	0	0	0	0	0	0
Pres	OP:	0	0									
	OT:	0	0	0	0	0	0	0	0	0	0	0
Reest -	BA:	0	0	0	0	0	0	0	0	0	0	0
Mar15	OP:	0	0									
	OT:	0	0	0	0	0	0	0	0	0	0	0
Reest -	BA:	0	0	0	0	0	0	0	0	0	0	0
Orig	OP:	2	0									
	OT:	2	0	0	0	0	0	0	0	0	0	0



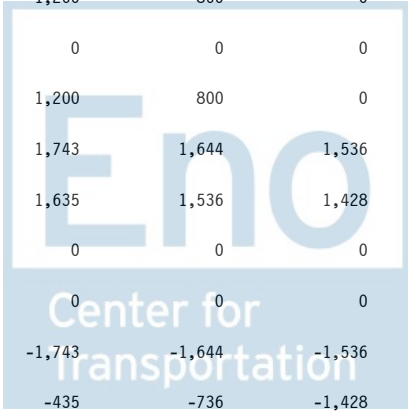
Sorted by FUNC, SFUN, TID, SUB
 (amounts in millions)

		2015	2016	2017	2018	2019	2020	2021	2022	2023	2024	2025
COMMUNITY AND REGIONAL DEVELOPMENT (450)												
Emergency Management Grants												
070 0718 0 1 453 AA01 HS HS 03 0												
Appropriation												
Pres 16	BA:	350	0	0	0	0	0	0	0	0	0	0
Reest	OP:	319	332									
	OT:	354	332	124	39	7	0	0	0	0	0	0
Mar 15	BA:	350	355	362	370	377	385	393	402	410	419	427
Base	OP:	319	332									
	OT:	354	368	359	356	363	371	378	386	395	403	412
Orig	BA:	0	0	0	0	0	0	0	0	0	0	0
Pres	OP:	0	0									
	OT:	0	0	0	0	0	0	0	0	0	0	0
Reest -	BA:	0	-355	-362	-370	-377	-385	-393	-402	-410	-419	-427
Mar15	OP:	0	0									
	OT:	0	-36	-235	-317	-356	-371	-378	-386	-395	-403	-412
Reest -	BA:	350	0	0	0	0	0	0	0	0	0	0
Orig	OP:	319	332									
	OT:	354	332	124	39	7	0	0	0	0	0	0
National Flood Insurance Fund												
070 4236 0 3 453 AA01 HS HS 03 0												
Appropriation												
Pres 16	BA:	179	181	0	0	0	0	0	0	0	0	0
Reest	OP:	0	0									
	OT:	179	181	0	0	0	0	0	0	0	0	0
Mar 15	BA:	179	182	185	189	192	196	200	204	209	213	217
Base	OP:	0	0									
	OT:	179	182	185	189	192	196	200	204	209	213	217
Orig	BA:	0	0	0	0	0	0	0	0	0	0	0
Pres	OP:	89	90									
	OT:	-4	-4	-4	-3	-3	-3	-3	-3	-3	-3	-3
Reest -	BA:	0	-1	-185	-189	-192	-196	-200	-204	-209	-213	-217
Mar15	OP:	0	0									
	OT:	0	-1	-185	-189	-192	-196	-200	-204	-209	-213	-217
Reest -	BA:	179	181	0	0	0	0	0	0	0	0	0
Orig	OP:	-89	-90									
	OT:	183	185	4	3	3	3	3	3	3	3	3




Sorted by FUNC, SFUN, TID, SUB
 (amounts in millions)

		2015	2016	2017	2018	2019	2020	2021	2022	2023	2024	2025
COMMUNITY AND REGIONAL DEVELOPMENT (450)												
070 4236 0 3 453 AA03 HS HS 03 0												
Appropriation												
Pres 16	BA:	-179	-181	0	0	0	0	0	0	0	0	0
Reest	OP:	0	0									
	OT:	-179	-181	0	0	0	0	0	0	0	0	0
Mar 15	BA:	-179	-182	-185	-189	-192	-196	-200	-204	-209	-213	-217
Base	OP:	0	0									
	OT:	-179	-182	-185	-189	-192	-196	-200	-204	-209	-213	-217
Orig	BA:	0	0	0	0	0	0	0	0	0	0	0
Pres	OP:	0	0									
	OT:	0	0	0	0	0	0	0	0	0	0	0
Reest -	BA:	0	1	185	189	192	196	200	204	209	213	217
Mar15	OP:	0	0									
	OT:	0	1	185	189	192	196	200	204	209	213	217
Reest -	BA:	-179	-181	0	0	0	0	0	0	0	0	0
Orig	OP:	0	0									
	OT:	-179	-181	0	0	0	0	0	0	0	0	0
070 4236 0 3 453 BD01 24 68 10 N												
Public Enterprise Fund												
Spending of Borrowing and Excess Receipts												
Pres 16	BA:	0	0	0	0	0	0	0	0	0	0	0
Reest	OP:	-1,000	0									
	OT:	-1,000	860	785	1,275	1,330	1,335	1,283	1,200	800	0	0
Mar 15	BA:	0	0	0	0	0	0	0	0	0	0	0
Base	OP:	-1,000	0									
	OT:	-1,000	860	785	1,275	1,330	1,335	1,283	1,200	800	0	0
Orig	BA:	1,013	1,747	1,715	1,604	1,917	1,834	1,744	1,743	1,644	1,536	1,473
Pres	OP:	702	296									
	OT:	1,422	1,635	1,607	1,496	1,809	1,726	1,636	1,635	1,536	1,428	1,365
Reest -	BA:	0	0	0	0	0	0	0	0	0	0	0
Mar15	OP:	0	0									
	OT:	0	0	0	0	0	0	0	0	0	0	0
Reest -	BA:	-1,013	-1,747	-1,715	-1,604	-1,917	-1,834	-1,744	-1,743	-1,644	-1,536	-1,473
Orig	OP:	-1,702	-296									
	OT:	-2,422	-775	-822	-221	-479	-391	-353	-435	-736	-1,428	-1,365



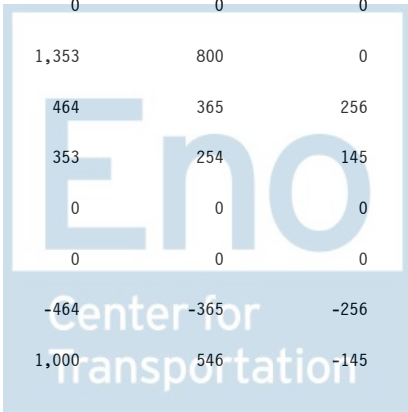
Sorted by FUNC, SFUN, TID, SUB
 (amounts in millions)

		2015	2016	2017	2018	2019	2020	2021	2022	2023	2024	2025
COMMUNITY AND REGIONAL DEVELOPMENT (450)												
070 4236 0 3 453 BS01 24 68 10 A												
Sequester												
Pres 16	BA:	-100	0	0	0	0	0	0	0	0	0	0
Reest	OP:	0	0									
	OT:	0	0	0	0	0	0	0	-100	0	0	0
Mar 15	BA:	-100	-98	0	0	0	0	0	0	0	0	0
Base	OP:	0	0									
	OT:	0	0	0	0	0	0	0	-198	0	0	0
Orig	BA:	0	0	0	0	0	0	0	0	0	0	0
Pres	OP:	0	0									
	OT:	0	0	0	0	0	0	0	0	0	0	0
Reest -	BA:	0	98	0	0	0	0	0	0	0	0	0
Mar15	OP:	0	0									
	OT:	0	0	0	0	0	0	0	98	0	0	0
Reest -	BA:	-100	0	0	0	0	0	0	0	0	0	0
Orig	OP:	0	0									
	OT:	0	0	0	0	0	0	0	-100	0	0	0
070 4236 0 3 453 BS20 24 68 10 A												
Sequester												
Pop up												
Pres 16	BA:	153	100	0	0	0	0	0	0	0	0	0
Reest	OP:	0	0									
	OT:	0	0	0	0	0	0	3	253	0	0	0
Mar 15	BA:	153	100	98	0	0	0	0	0	0	0	0
Base	OP:	0	0									
	OT:	0	0	0	0	0	0	3	351	0	0	0
Orig	BA:	0	0	0	0	0	0	0	0	0	0	0
Pres	OP:	0	0									
	OT:	0	0	0	0	0	0	0	0	0	0	0
Reest -	BA:	0	0	-98	0	0	0	0	0	0	0	0
Mar15	OP:	0	0									
	OT:	0	0	0	0	0	0	0	-98	0	0	0
Reest -	BA:	153	100	0	0	0	0	0	0	0	0	0
Orig	OP:	0	0									
	OT:	0	0	0	0	0	0	3	253	0	0	0



Sorted by FUNC, SFUN, TID, SUB
 (amounts in millions)

		2015	2016	2017	2018	2019	2020	2021	2022	2023	2024	2025
COMMUNITY AND REGIONAL DEVELOPMENT (450)												
070 4236 0 3 453 CB01 XX XX 10												
Offsetting Receipts												
Pres 16	BA:	0	0	0	0	0	0	0	0	0	0	0
Reest	OP:	0	0									
	OT:	0	0	0	0	0	0	0	0	0	0	0
Mar 15	BA:	0	0	0	0	0	0	0	0	0	0	0
Base	OP:	0	0									
	OT:	0	0	0	0	0	0	0	0	0	0	0
Orig	BA:	-522	-965	-1,153	-1,267	-1,285	-1,280	-1,278	-1,279	-1,279	-1,280	-1,274
Pres	OP:	0	0									
	OT:	-522	-965	-1,153	-1,267	-1,285	-1,280	-1,278	-1,279	-1,279	-1,280	-1,274
Reest -	BA:	0	0	0	0	0	0	0	0	0	0	0
Mar15	OP:	0	0									
	OT:	0	0	0	0	0	0	0	0	0	0	0
Reest -	BA:	522	965	1,153	1,267	1,285	1,280	1,278	1,279	1,279	1,280	1,274
Orig	OP:	0	0									
	OT:	522	965	1,153	1,267	1,285	1,280	1,278	1,279	1,279	1,280	1,274
Account Total for National Flood Insurance Fund												
Pres 16	BA:	53	100	0	0	0	0	0	0	0	0	0
Reest	OP:	-1,000	0									
	OT:	-1,000	860	785	1,275	1,330	1,335	1,286	1,353	800	0	0
Mar 15	BA:	53	2	98	0	0	0	0	0	0	0	0
Base	OP:	-1,000	0									
	OT:	-1,000	860	785	1,275	1,330	1,335	1,286	1,353	800	0	0
Orig	BA:	491	782	562	337	632	554	466	464	365	256	199
Pres	OP:	791	386						353	254	145	88
	OT:	896	666	450	226	521	443	355	0	0	0	0
Reest -	BA:	0	98	-98	0	0	0	0	0	0	0	0
Mar15	OP:	0	0									
	OT:	0	0	0	0	0	0	0	0	0	0	0
Reest -	BA:	-438	-682	-562	-337	-632	-554	-466	-464	-365	-256	-199
Orig	OP:	-1,791	-386						1,000	546	-145	-88
	OT:	-1,896	194	335	1,049	809	892	931				



Sorted by FUNC, SFUN, TID, SUB
 (amounts in millions)

		2015	2016	2017	2018	2019	2020	2021	2022	2023	2024	2025
COMMUNITY AND REGIONAL DEVELOPMENT (450)												
National Flood Insurance Reserve Fund												
070 5701 0 2 453 BA01 24 68 10												
Federal Fund												
Pres 16	BA:	0	0	0	0	0	0	0	0	0	0	0
Reest	OP:	0	0									
	OT:	0	0	0	0	0	0	0	0	0	0	0
Mar 15	BA:	0	0	0	0	0	0	0	0	0	0	0
Base	OP:	0	0									
	OT:	0	0	0	0	0	0	0	0	0	0	0
Orig	BA:	522	981	1,193	1,336	1,445	1,496	1,551	1,638	1,706	1,778	1,845
Pres	OP:	0	0									
	OT:	0	0	0	0	0	0	0	0	0	0	0
Reest -	BA:	0	0	0	0	0	0	0	0	0	0	0
Mar15	OP:	0	0									
	OT:	0	0	0	0	0	0	0	0	0	0	0
Reest -	BA:	-522	-981	-1,193	-1,336	-1,445	-1,496	-1,551	-1,638	-1,706	-1,778	-1,845
Orig	OP:	0	0									
	OT:	0	0	0	0	0	0	0	0	0	0	0



Sorted by FUNC, SFUN, TID, SUB
 (amounts in millions)

		2015	2016	2017	2018	2019	2020	2021	2022	2023	2024	2025
COMMUNITY AND REGIONAL DEVELOPMENT (450)												
Departmental Management and Operations												
Gifts and Donations												
070 8244 0 7 453 AA01 HS HS 03 0												
Appropriation												
Pres 16	BA:	0	0	0	0	0	0	0	0	0	0	0
Reest	OP:	1	0									
	OT:	1	0	0	0	0	0	0	0	0	0	0
Mar 15	BA:	0	0	0	0	0	0	0	0	0	0	0
Base	OP:	1	0									
	OT:	1	0	0	0	0	0	0	0	0	0	0
Orig	BA:	0	0	0	0	0	0	0	0	0	0	0
Pres	OP:	0	0									
	OT:	0	0	0	0	0	0	0	0	0	0	0
Reest -	BA:	0	0	0	0	0	0	0	0	0	0	0
Mar15	OP:	0	0									
	OT:	0	0	0	0	0	0	0	0	0	0	0
Reest -	BA:	0	0	0	0	0	0	0	0	0	0	0
Orig	OP:	1	0									
	OT:	1	0	0	0	0	0	0	0	0	0	0



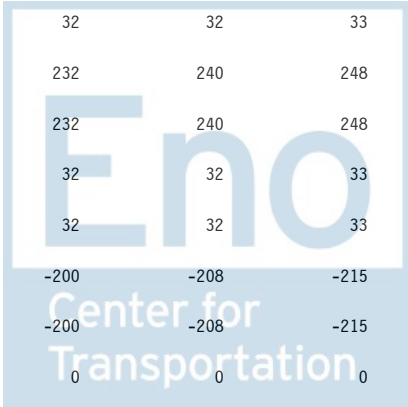
Sorted by FUNC, SFUN, TID, SUB
 (amounts in millions)

		2015	2016	2017	2018	2019	2020	2021	2022	2023	2024	2025
COMMUNITY AND REGIONAL DEVELOPMENT (450)												
Small Business Administration												
Small Business Administration												
Disaster loans program account												
073 1152 0 1 453 AA01 FS FS 03 0 SD												
Appropriation												
subsidy												
Pres 16	BA:	0	0	0	0	0	0	0	0	0	0	0
Reest	OP:	88	114									
	OT:	88	114	118	120	123	110	49	11	2	0	0
Mar 15	BA:	0	0	0	0	0	0	0	0	0	0	0
Base	OP:	88	114									
	OT:	88	114	118	120	123	110	49	11	2	0	0
Orig	BA:	0	0	0	0	0	0	0	0	0	0	0
Pres	OP:	0	0									
	OT:	0	0	0	0	0	0	0	0	0	0	0
Reest -	BA:	0	0	0	0	0	0	0	0	0	0	0
Mar15	OP:	0	0									
	OT:	0	0	0	0	0	0	0	0	0	0	0
Reest -	BA:	0	0	0	0	0	0	0	0	0	0	0
Orig	OP:	88	114									
	OT:	88	114	118	120	123	110	49	11	2	0	0




Sorted by FUNC, SFUN, TID, SUB
 (amounts in millions)

		2015	2016	2017	2018	2019	2020	2021	2022	2023	2024	2025
COMMUNITY AND REGIONAL DEVELOPMENT (450)												
073 1152 0 1 453 AA02 FS FS 03 SD DIS												
Appropriation												
disaster spending												
Pres 16	BA:	0	159	0	0	0	0	0	0	0	0	0
Reest	OP:	0	0									
	OT:	0	0	0	0	0	0	0	0	0	0	0
Mar 15	BA:	0	0	0	0	0	0	0	0	0	0	0
Base	OP:	0	0									
	OT:	0	0	0	0	0	0	0	0	0	0	0
Orig	BA:	0	159	0	0	0	0	0	0	0	0	0
Pres	OP:	0	0									
	OT:	0	159	0	0	0	0	0	0	0	0	0
Reest -	BA:	0	159	0	0	0	0	0	0	0	0	0
Mar15	OP:	0	0									
	OT:	0	0	0	0	0	0	0	0	0	0	0
Reest -	BA:	0	0	0	0	0	0	0	0	0	0	0
Orig	OP:	0	0									
	OT:	0	-159	0	0	0	0	0	0	0	0	0
073 1152 0 1 453 AA03 FS FS 03 0 AD												
Appropriation												
Admin, Regular												
Pres 16	BA:	187	28	29	29	30	30	31	32	32	33	33
Reest	OP:	0	0									
	OT:	187	28	29	29	30	30	31	32	32	33	33
Mar 15	BA:	187	192	198	204	211	218	225	232	240	248	255
Base	OP:	0	0									
	OT:	187	192	198	204	211	218	225	232	240	248	255
Orig	BA:	187	28	29	29	30	30	31	32	32	33	33
Pres	OP:	128	117									
	OT:	315	145	29	29	30	30	31	32	32	33	33
Reest -	BA:	0	-164	-169	-175	-181	-188	-194	-200	-208	-215	-222
Mar15	OP:	0	0									
	OT:	0	-164	-169	-175	-181	-188	-194	-200	-208	-215	-222
Reest -	BA:	0	0	0	0	0	0	0	0	0	0	0
Orig	OP:	-128	-117									
	OT:	-128	-117	0	0	0	0	0	0	0	0	0




Sorted by FUNC, SFUN, TID, SUB
 (amounts in millions)

		2015	2016	2017	2018	2019	2020	2021	2022	2023	2024	2025
COMMUNITY AND REGIONAL DEVELOPMENT (450)												
073 1152 0 1 453 BA01 54 94 10 N RD												
Federal Fund												
Pres 16	BA:	35	0	0	0	0	0	0	0	0	0	0
Reest	OP:	0	0									
	OT:	35	0	0	0	0	0	0	0	0	0	0
Mar 15	BA:	35	0	0	0	0	0	0	0	0	0	0
Base	OP:	0	0									
	OT:	35	0	0	0	0	0	0	0	0	0	0
Orig	BA:	35	0	0	0	0	0	0	0	0	0	0
Pres	OP:	0	0									
	OT:	35	0	0	0	0	0	0	0	0	0	0
Reest -	BA:	0	0	0	0	0	0	0	0	0	0	0
Mar15	OP:	0	0									
	OT:	0	0	0	0	0	0	0	0	0	0	0
Reest -	BA:	0	0	0	0	0	0	0	0	0	0	0
Orig	OP:	0	0									
	OT:	0	0	0	0	0	0	0	0	0	0	0
073 1152 0 1 453 BA02 54 94 10 N RD												
Federal Fund												
Pres 16	BA:	-33	0	0	0	0	0	0	0	0	0	0
Reest	OP:	0	0									
	OT:	-33	0	0	0	0	0	0	0	0	0	0
Mar 15	BA:	-33	0	0	0	0	0	0	0	0	0	0
Base	OP:	0	0									
	OT:	-33	0	0	0	0	0	0	0	0	0	0
Orig	BA:	-33	0	0	0	0	0	0	0	0	0	0
Pres	OP:	0	0									
	OT:	-33	0	0	0	0	0	0	0	0	0	0
Reest -	BA:	0	0	0	0	0	0	0	0	0	0	0
Mar15	OP:	0	0									
	OT:	0	0	0	0	0	0	0	0	0	0	0
Reest -	BA:	0	0	0	0	0	0	0	0	0	0	0
Orig	OP:	0	0									
	OT:	0	0	0	0	0	0	0	0	0	0	0



Sorted by FUNC, SFUN, TID, SUB
 (amounts in millions)

		2015	2016	2017	2018	2019	2020	2021	2022	2023	2024	2025
COMMUNITY AND REGIONAL DEVELOPMENT (450)												
Account Total for Disaster loans program account												
Pres 16	BA:	189	187	29	29	30	30	31	32	32	33	33
Reest	OP:	88	114									
	OT:	277	142	147	149	153	140	80	43	34	33	33
Mar 15	BA:	189	192	198	204	211	218	225	232	240	248	255
Base	OP:	88	114									
	OT:	277	306	316	324	334	328	274	243	242	248	255
Orig	BA:	189	187	29	29	30	30	31	32	32	33	33
Pres	OP:	128	117									
	OT:	317	304	29	29	30	30	31	32	32	33	33
Reest -	BA:	0	-5	-169	-175	-181	-188	-194	-200	-208	-215	-222
Mar15	OP:	0	0									
	OT:	0	-164	-169	-175	-181	-188	-194	-200	-208	-215	-222
Reest -	BA:	0	0	0	0	0	0	0	0	0	0	0
Orig	OP:	-40	-3									
	OT:	-40	-162	118	120	123	110	49	11	2	0	0
Disaster loan fund liquidating account												
073 4153 0 3 453 BD02 XX XX 10 N LQ												
Public Enterprise Fund												
Pres 16	BA:	-2	-1	0	0	0	0	0	0	0	0	0
Reest	OP:	0	0									
	OT:	-2	-1	0	0	0	0	0	0	0	0	0
Mar 15	BA:	-2	-1	0	0	0	0	0	0	0	0	0
Base	OP:	0	0									
	OT:	-2	-1	0	0	0	0	0	0	0	0	0
Orig	BA:	2	2	1	1	1	1	1	1	1	1	1
Pres	OP:	0	0									
	OT:	-3	-3	0	0	0	0	0	0	0	0	0
Reest -	BA:	0	0	0	0	0	0	0	0	0	0	0
Mar15	OP:	0	0									
	OT:	0	0	0	0	0	0	0	0	0	0	0
Reest -	BA:	-4	-3	-1	-1	-1	-1	-1	-1	-1	-1	-1
Orig	OP:	0	0									
	OT:	1	2	0	0	0	0	0	0	0	0	0



Sorted by FUNC, SFUN, TID, SUB
 (amounts in millions)

		2015	2016	2017	2018	2019	2020	2021	2022	2023	2024	2025
COMMUNITY AND REGIONAL DEVELOPMENT (450)												
Subfunction Total for 453 Disaster relief and insurance (453)												
Pres 16	BA:	10,689	11,197	4,572	4,663	4,711	4,757	4,853	4,950	5,048	5,151	5,251
Reest	OP:	8,766	8,186									
	OT:	10,106	10,242	10,174	10,010	9,568	8,664	7,871	6,495	5,529	4,635	4,752
Mar 15	BA:	10,689	10,744	11,057	11,209	11,460	11,722	11,988	12,262	12,537	12,827	13,112
Base	OP:	8,766	8,186									
	OT:	10,106	10,398	10,126	10,492	10,533	10,415	10,218	10,342	9,927	9,469	10,029
Orig	BA:	11,492	12,769	6,328	6,337	6,789	6,808	6,871	7,053	7,120	7,186	7,296
Pres	OP:	11,982	7,400									
	OT:	14,229	9,935	9,966	9,969	7,296	5,200	5,131	5,184	5,162	5,140	5,179
Reest -	BA:	0	453	-6,485	-6,546	-6,749	-6,965	-7,135	-7,312	-7,489	-7,676	-7,861
Mar15	OP:	0	0									
	OT:	0	-156	48	-482	-965	-1,751	-2,347	-3,847	-4,398	-4,834	-5,277
Reest -	BA:	-803	-1,572	-1,756	-1,674	-2,078	-2,051	-2,018	-2,103	-2,072	-2,035	-2,045
Orig	OP:	-3,216	786									
	OT:	-4,123	307	208	41	2,272	3,464	2,740	1,311	367	-505	-427



Sorted by FUNC, SFUN, TID, SUB
 (amounts in millions)

		2015	2016	2017	2018	2019	2020	2021	2022	2023	2024	2025
Function Total for 450 COMMUNITY AND REGIONAL DEVELOPMENT (450)												
Pres 16	BA:	17,915	29,276	13,127	13,677	13,865	13,754	13,712	13,687	13,708	13,790	13,922
Reest	OP:	19,104	18,598									
	OT:	22,346	22,514	21,830	20,778	19,969	18,803	18,130	16,885	15,573	14,659	14,979
Mar 15	BA:	17,915	18,496	19,411	20,041	20,504	20,749	20,898	21,072	21,291	21,588	21,921
Base	OP:	19,104	18,598									
	OT:	22,346	22,565	21,508	20,979	20,530	19,934	19,687	19,845	19,047	18,598	19,130
Orig	BA:	18,451	30,057	13,666	13,793	14,336	14,404	14,639	14,993	15,230	15,363	15,650
Pres	OP:	23,278	17,735									
	OT:	27,213	21,816	21,234	20,661	17,518	14,432	14,354	14,416	14,303	14,360	14,364
Reest -	BA:	0	10,780	-6,284	-6,364	-6,639	-6,995	-7,186	-7,385	-7,583	-7,798	-7,999
Mar15	OP:	0	0									
	OT:	0	-51	322	-201	-561	-1,131	-1,557	-2,960	-3,474	-3,939	-4,151
Reest -	BA:	-536	-781	-539	-116	-471	-650	-927	-1,306	-1,522	-1,573	-1,728
Orig	OP:	-4,174	863									
	OT:	-4,867	698	596	117	2,451	4,371	3,776	2,469	1,270	299	615



Sorted by FUNC, SFUN, TID, SUB
(amounts in millions)

2015 2016 2017 2018 2019 2020 2021 2022 2023 2024 2025



Sorted by FUNC, SFUN, TID, SUB
 (amounts in millions)

		2015	2016	2017	2018	2019	2020	2021	2022	2023	2024	2025
EDUCATION, TRAINING, EMPLOYMENT, AND SOCIAL SERVICES (500)												
Elementary, secondary, and vocational education (501)												
Department of the Interior												
Bureau of Indian Affairs and Bureau of Indian Education												
Operation of Indian programs												
014 2100 0 1 501 AA01 IN IN 03 0												
Appropriation												
Pres 16	BA:	811	902	921	938	948	957	976	996	1,017	1,035	1,057
Reest	OP:	184	202		933	945	955	971	991	1,011	1,030	1,051
	OT:	792	879	914								
Mar 15	BA:	811	827	846	868	889	912	935	959	983	1,008	1,033
Base	OP:	184	202		862	883	906	929	953	977	1,001	1,026
	OT:	792	822	841								
Orig	BA:	809	902	921	938	948	957	976	996	1,017	1,035	1,057
Pres	OP:	285	286		932	944	953	969	988	1,009	1,028	1,048
	OT:	810	872	911								
Reest -	BA:	0	75	75	70	59	45	41	37	34	27	24
Mar15	OP:	0	0		71	62	49	42	38	34	29	25
	OT:	0	57	73								
Reest -	BA:	2	0	0	0	0	0	0	0	0	0	0
Orig	OP:	-101	-84		1	1	2	2	3	2	2	3
	OT:	-18	7	3								



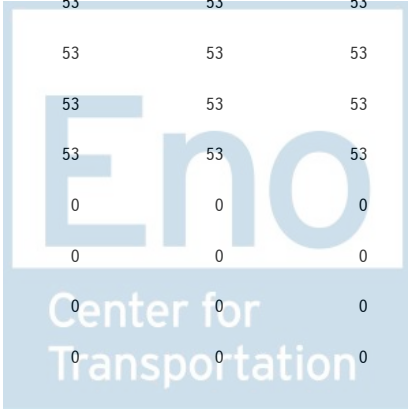
Sorted by FUNC, SFUN, TID, SUB
 (amounts in millions)

		2015	2016	2017	2018	2019	2020	2021	2022	2023	2024	2025
EDUCATION, TRAINING, EMPLOYMENT, AND SOCIAL SERVICES (500)												
Department of the Treasury												
Internal Revenue Service												
Payment to Issuer of Qualified Zone Academy Bonds												
020 0945 0 1 501 BA01 58 78 10 N JCT												
Federal Fund												
Pres 16	BA:	51	53	53	53	53	53	53	53	53	53	53
Reest	OP:	0	0									
	OT:	51	53	53	53	53	53	53	53	53	53	53
Mar 15	BA:	51	53	53	53	53	53	53	53	53	53	53
Base	OP:	0	0									
	OT:	51	53	53	53	53	53	53	53	53	53	53
Orig	BA:	49	53	53	53	53	53	53	53	53	53	53
Pres	OP:	0	0									
	OT:	49	53	53	53	53	53	53	53	53	53	53
Reest -	BA:	0	0	0	0	0	0	0	0	0	0	0
Mar15	OP:	0	0									
	OT:	0	0	0	0	0	0	0	0	0	0	0
Reest -	BA:	2	0	0	0	0	0	0	0	0	0	0
Orig	OP:	0	0									
	OT:	2	0	0	0	0	0	0	0	0	0	0



Sorted by FUNC, SFUN, TID, SUB
 (amounts in millions)

		2015	2016	2017	2018	2019	2020	2021	2022	2023	2024	2025
EDUCATION, TRAINING, EMPLOYMENT, AND SOCIAL SERVICES (500)												
020 0945 0 1 501 BS01 58 78 10 A												
Sequester												
Pres 16	BA:	-4	0	0	0	0	0	0	0	0	0	0
Reest	OP:	0	0									
	OT:	-4	0	0	0	0	0	0	0	0	0	0
Mar 15	BA:	-4	-4	0	0	0	0	0	0	0	0	0
Base	OP:	0	0									
	OT:	-4	-4	0	0	0	0	0	0	0	0	0
Orig	BA:	0	0	0	0	0	0	0	0	0	0	0
Pres	OP:	0	0									
	OT:	0	0	0	0	0	0	0	0	0	0	0
Reest -	BA:	0	4	0	0	0	0	0	0	0	0	0
Mar15	OP:	0	0									
	OT:	0	4	0	0	0	0	0	0	0	0	0
Reest -	BA:	-4	0	0	0	0	0	0	0	0	0	0
Orig	OP:	0	0									
	OT:	-4	0	0	0	0	0	0	0	0	0	0
Account Total for Payment to Issuer of Qualified Zone Academy Bonds												
Pres 16	BA:	47	53	53	53	53	53	53	53	53	53	53
Reest	OP:	0	0									
	OT:	47	53	53	53	53	53	53	53	53	53	53
Mar 15	BA:	47	49	53	53	53	53	53	53	53	53	53
Base	OP:	0	0									
	OT:	47	49	53	53	53	53	53	53	53	53	53
Orig	BA:	49	53	53	53	53	53	53	53	53	53	53
Pres	OP:	0	0									
	OT:	49	53	53	53	53	53	53	53	53	53	53
Reest -	BA:	0	4	0	0	0	0	0	0	0	0	0
Mar15	OP:	0	0									
	OT:	0	4	0	0	0	0	0	0	0	0	0
Reest -	BA:	-2	0	0	0	0	0	0	0	0	0	0
Orig	OP:	0	0									
	OT:	-2	0	0	0	0	0	0	0	0	0	0



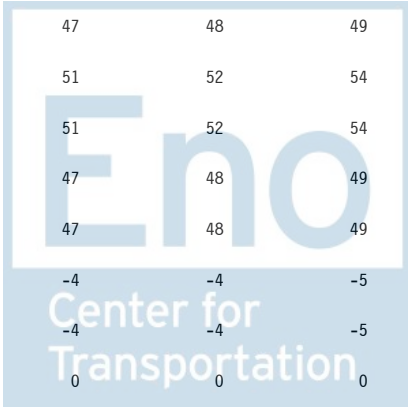
Sorted by FUNC, SFUN, TID, SUB
 (amounts in millions)

		2015	2016	2017	2018	2019	2020	2021	2022	2023	2024	2025
EDUCATION, TRAINING, EMPLOYMENT, AND SOCIAL SERVICES (500)												
Payment to Issuer of Qualified School Construction Bonds												
020 0946 0 1 501 BA01 58 78 10 N JCT												
Federal Fund												
Pres 16	BA:	712	748	748	748	748	748	748	748	748	748	748
Reest	OP:	0	0									
	OT:	712	748	748	748	748	748	748	748	748	748	748
Mar 15	BA:	712	748	748	748	748	748	748	748	748	748	748
Base	OP:	0	0									
	OT:	712	748	748	748	748	748	748	748	748	748	748
Orig	BA:	606	660	660	660	660	660	660	660	660	660	660
Pres	OP:	0	0									
	OT:	606	660	660	660	660	660	660	660	660	660	660
Reest -	BA:	0	0	0	0	0	0	0	0	0	0	0
Mar15	OP:	0	0									
	OT:	0	0	0	0	0	0	0	0	0	0	0
Reest -	BA:	106	88	88	88	88	88	88	88	88	88	88
Orig	OP:	0	0									
	OT:	106	88	88	88	88	88	88	88	88	88	88
020 0946 0 1 501 BS01 58 78 10 A												
Sequester												
Pres 16	BA:	-54	0	0	0	0	0	0	0	0	0	0
Reest	OP:	0	0									
	OT:	-54	0	0	0	0	0	0	0	0	0	0
Mar 15	BA:	-54	-45	0	0	0	0	0	0	0	0	0
Base	OP:	0	0									
	OT:	-54	-45	0	0	0	0	0	0	0	0	0
Orig	BA:	0	0	0	0	0	0	0	0	0	0	0
Pres	OP:	0	0									
	OT:	0	0	0	0	0	0	0	0	0	0	0
Reest -	BA:	0	45	0	0	0	0	0	0	0	0	0
Mar15	OP:	0	0									
	OT:	0	45	0	0	0	0	0	0	0	0	0
Reest -	BA:	-54	0	0	0	0	0	0	0	0	0	0
Orig	OP:	0	0									
	OT:	-54	0	0	0	0	0	0	0	0	0	0



Sorted by FUNC, SFUN, TID, SUB
 (amounts in millions)

		2015	2016	2017	2018	2019	2020	2021	2022	2023	2024	2025
EDUCATION, TRAINING, EMPLOYMENT, AND SOCIAL SERVICES (500)												
Account Total for Payment to Issuer of Qualified School Construction Bonds												
Pres 16	BA:	658	748	748	748	748	748	748	748	748	748	748
Reest	OP:	0	0									
	OT:	658	748	748	748	748	748	748	748	748	748	748
Mar 15	BA:	658	703	748	748	748	748	748	748	748	748	748
Base	OP:	0	0									
	OT:	658	703	748	748	748	748	748	748	748	748	748
Orig	BA:	606	660	660	660	660	660	660	660	660	660	660
Pres	OP:	0	0									
	OT:	606	660	660	660	660	660	660	660	660	660	660
Reest -	BA:	0	45	0	0	0	0	0	0	0	0	0
Mar15	OP:	0	0									
	OT:	0	45	0	0	0	0	0	0	0	0	0
Reest -	BA:	52	88	88	88	88	88	88	88	88	88	88
Orig	OP:	0	0									
	OT:	52	88	88	88	88	88	88	88	88	88	88
District of Columbia												
District of Columbia General and Special Payments												
Federal payment for school improvement												
020 1817 0 1 501 AA01 FS FS 03 0												
Appropriation												
Pres 16	BA:	45	43	44	45	45	46	47	47	48	49	50
Reest	OP:	0	0									
	OT:	45	43	44	45	45	46	47	47	48	49	50
Mar 15	BA:	45	46	46	47	48	49	50	51	52	54	55
Base	OP:	0	0									
	OT:	45	46	46	47	48	49	50	51	52	54	55
Orig	BA:	45	43	44	45	45	46	47	47	48	49	50
Pres	OP:	0	0									
	OT:	45	43	44	45	45	46	47	47	48	49	50
Reest -	BA:	0	-3	-2	-2	-3	-3	-3	-4	-4	-5	-5
Mar15	OP:	0	0									
	OT:	0	-3	-2	-2	-3	-3	-3	-4	-4	-5	-5
Reest -	BA:	0	0	0	0	0	0	0	0	0	0	0
Orig	OP:	0	0									
	OT:	0	0	0	0	0	0	0	0	0	0	0



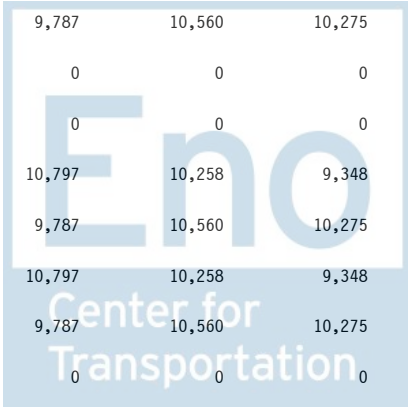
Sorted by FUNC, SFUN, TID, SUB
 (amounts in millions)

	2015	2016	2017	2018	2019	2020	2021	2022	2023	2024	2025
EDUCATION, TRAINING, EMPLOYMENT, AND SOCIAL SERVICES (500)											
Department of Education											
Office of Elementary and Secondary Education											
Education Jobs Fund											
091 0012 0 1 501 AA01 LA LA 10											
Appropriation											
Pres 16 BA:	0	0	0	0	0	0	0	0	0	0	0
Reest OP:	0	0									
OT:	0	0	0	0	0	0	0	0	0	0	0
Mar 15 BA:	0	0	0	0	0	0	0	0	0	0	0
Base OP:	0	0									
OT:	0	0	0	0	0	0	0	0	0	0	0
Orig BA:	0	0	0	0	0	0	0	0	0	0	0
Pres OP:	10	0									
OT:	10	0	0	0	0	0	0	0	0	0	0
Reest - BA:	0	0	0	0	0	0	0	0	0	0	0
Mar15 OP:	0	0									
OT:	0	0	0	0	0	0	0	0	0	0	0
Reest - BA:	0	0	0	0	0	0	0	0	0	0	0
Orig OP:	-10	0									
OT:	-10	0	0	0	0	0	0	0	0	0	0



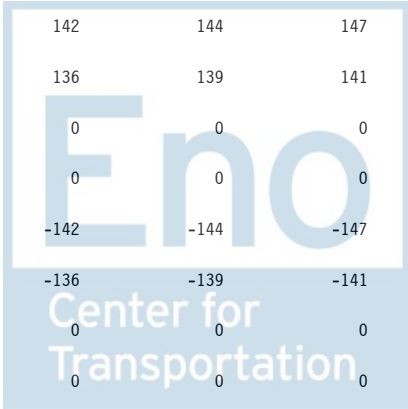
Sorted by FUNC, SFUN, TID, SUB
 (amounts in millions)

		2015	2016	2017	2018	2019	2020	2021	2022	2023	2024	2025
EDUCATION, TRAINING, EMPLOYMENT, AND SOCIAL SERVICES (500)												
School Readiness												
091 0015 0 1 501 AA01 LA LA 03												
Appropriation												
Pres 16	BA:	0	750	765	780	788	796	812	828	845	862	879
Reest	OP:	0	0									
	OT:	0	15	390	728	772	784	792	804	820	837	854
Mar 15	BA:	0	0	0	0	0	0	0	0	0	0	0
Base	OP:	0	0									
	OT:	0	0	0	0	0	0	0	0	0	0	0
Orig	BA:	0	750	765	780	788	796	812	828	845	862	879
Pres	OP:	0	0									
	OT:	0	38	376	646	770	782	792	803	818	835	852
Reest -	BA:	0	750	765	780	788	796	812	828	845	862	879
Mar15	OP:	0	0									
	OT:	0	15	390	728	772	784	792	804	820	837	854
Reest -	BA:	0	0	0	0	0	0	0	0	0	0	0
Orig	OP:	0	0									
	OT:	0	-23	14	82	2	2	0	1	2	2	2
091 0015 0 1 501 EA01 29 87 10												
Proposed Legislation												
Preschool for All												
Pres 16	BA:	0	1,300	3,246	5,784	7,581	8,956	9,880	10,797	10,258	9,348	7,607
Reest	OP:	0	0									
	OT:	0	130	1,235	3,110	5,456	7,360	8,773	9,787	10,560	10,275	9,356
Mar 15	BA:	0	0	0	0	0	0	0	0	0	0	0
Base	OP:	0	0									
	OT:	0	0	0	0	0	0	0	0	0	0	0
Orig	BA:	0	1,300	3,246	5,784	7,581	8,956	9,880	10,797	10,258	9,348	7,607
Pres	OP:	0	0									
	OT:	0	130	1,235	3,110	5,456	7,360	8,773	9,787	10,560	10,275	9,356
Reest -	BA:	0	1,300	3,246	5,784	7,581	8,956	9,880	10,797	10,258	9,348	7,607
Mar15	OP:	0	0									
	OT:	0	130	1,235	3,110	5,456	7,360	8,773	9,787	10,560	10,275	9,356
Reest -	BA:	0	0	0	0	0	0	0	0	0	0	0
Orig	OP:	0	0									
	OT:	0	0	0	0	0	0	0	0	0	0	0



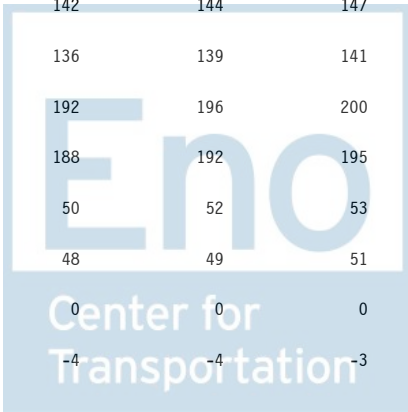
Sorted by FUNC, SFUN, TID, SUB
 (amounts in millions)

		2015	2016	2017	2018	2019	2020	2021	2022	2023	2024	2025
EDUCATION, TRAINING, EMPLOYMENT, AND SOCIAL SERVICES (500)												
Account Total for School Readiness												
Pres 16	BA:	0	2,050	4,011	6,564	8,369	9,752	10,692	11,625	11,103	10,210	8,486
Reest	OP:	0	0									
	OT:	0	145	1,625	3,838	6,228	8,144	9,565	10,591	11,380	11,112	10,210
Mar 15	BA:	0	0	0	0	0	0	0	0	0	0	0
Base	OP:	0	0									
	OT:	0	0	0	0	0	0	0	0	0	0	0
Orig	BA:	0	2,050	4,011	6,564	8,369	9,752	10,692	11,625	11,103	10,210	8,486
Pres	OP:	0	0									
	OT:	0	168	1,611	3,756	6,226	8,142	9,565	10,590	11,378	11,110	10,208
Reest -	BA:	0	2,050	4,011	6,564	8,369	9,752	10,692	11,625	11,103	10,210	8,486
Mar15	OP:	0	0									
	OT:	0	145	1,625	3,838	6,228	8,144	9,565	10,591	11,380	11,112	10,210
Reest -	BA:	0	0	0	0	0	0	0	0	0	0	0
Orig	OP:	0	0									
	OT:	0	-23	14	82	2	2	0	1	2	2	2
Indian Education												
091 0101 0 1 501 AA02 LA LA 03 0												
Appropriation												
Pres 16	BA:	124	0	0	0	0	0	0	0	0	0	0
Reest	OP:	119	120									
	OT:	121	120	12	2	0	0	0	0	0	0	0
Mar 15	BA:	124	126	128	131	133	136	139	142	144	147	150
Base	OP:	119	120									
	OT:	121	123	123	125	128	130	133	136	139	141	144
Orig	BA:	124	0	0	0	0	0	0	0	0	0	0
Pres	OP:	105	116									
	OT:	111	116	24	2	0	0	0	0	0	0	0
Reest -	BA:	0	-126	-128	-131	-133	-136	-139	-142	-144	-147	-150
Mar15	OP:	0	0									
	OT:	0	-3	-111	-123	-128	-130	-133	-136	-139	-141	-144
Reest -	BA:	0	0	0	0	0	0	0	0	0	0	0
Orig	OP:	14	4									
	OT:	10	4	-12	0	0	0	0	0	0	0	0




Sorted by FUNC, SFUN, TID, SUB
 (amounts in millions)

		2015	2016	2017	2018	2019	2020	2021	2022	2023	2024	2025
EDUCATION, TRAINING, EMPLOYMENT, AND SOCIAL SERVICES (500)												
091 0101 0 1 501 AC01 LA LA 03												
Appropriation - Existing Law Change												
Pres 16	BA:	0	174	177	181	183	185	188	192	196	200	204
Reest	OP:	0	0									
	OT:	0	3	153	170	177	179	181	184	188	192	196
Mar 15	BA:	0	0	0	0	0	0	0	0	0	0	0
Base	OP:	0	0									
	OT:	0	0	0	0	0	0	0	0	0	0	0
Orig	BA:	0	174	177	181	183	185	188	192	196	200	204
Pres	OP:	0	0									
	OT:	0	9	139	173	180	182	184	188	192	195	199
Reest -	BA:	0	174	177	181	183	185	188	192	196	200	204
Mar15	OP:	0	0									
	OT:	0	3	153	170	177	179	181	184	188	192	196
Reest -	BA:	0	0	0	0	0	0	0	0	0	0	0
Orig	OP:	0	0									
	OT:	0	-6	14	-3	-3	-3	-3	-4	-4	-3	-3
Account Total for Indian Education												
Pres 16	BA:	124	174	177	181	183	185	188	192	196	200	204
Reest	OP:	119	120									
	OT:	121	123	165	172	177	179	181	184	188	192	196
Mar 15	BA:	124	126	128	131	133	136	139	142	144	147	150
Base	OP:	119	120									
	OT:	121	123	123	125	128	130	133	136	139	141	144
Orig	BA:	124	174	177	181	183	185	188	192	196	200	204
Pres	OP:	105	116									
	OT:	111	125	163	175	180	182	184	188	192	195	199
Reest -	BA:	0	48	49	50	50	49	49	50	52	53	54
Mar15	OP:	0	0									
	OT:	0	0	42	47	49	49	48	48	49	51	52
Reest -	BA:	0	0	0	0	0	0	0	0	0	0	0
Orig	OP:	14	4									
	OT:	10	-2	2	-3	-3	-3	-3	-4	-4	-3	-3




Sorted by FUNC, SFUN, TID, SUB
 (amounts in millions)

		2015	2016	2017	2018	2019	2020	2021	2022	2023	2024	2025
EDUCATION, TRAINING, EMPLOYMENT, AND SOCIAL SERVICES (500)												
Impact aid												
091 0102 0 1 501 AA01 LA LA 03 0												
Appropriation												
Pres 16	BA:	1,272	0	0	0	0	0	0	0	0	0	0
Reest	OP:	123	127									
	OT:	1,268	127	102	0	0	0	0	0	0	0	0
Mar 15	BA:	1,272	1,291	1,314	1,341	1,367	1,395	1,423	1,453	1,482	1,512	1,543
Base	OP:	123	127									
	OT:	1,268	1,289	1,310	1,336	1,362	1,390	1,418	1,448	1,477	1,507	1,538
Orig	BA:	1,289	0	0	0	0	0	0	0	0	0	0
Pres	OP:	334	189									
	OT:	1,476	189	115	3	0	0	0	0	0	0	0
Reest -	BA:	0	-1,291	-1,314	-1,341	-1,367	-1,395	-1,423	-1,453	-1,482	-1,512	-1,543
Mar15	OP:	0	0									
	OT:	0	-1,162	-1,208	-1,336	-1,362	-1,390	-1,418	-1,448	-1,477	-1,507	-1,538
Reest -	BA:	-17	0	0	0	0	0	0	0	0	0	0
Orig	OP:	-211	-62									
	OT:	-208	-62	-13	-3	0	0	0	0	0	0	0
091 0102 0 1 501 AA03 LA LA 03 0												
Appropriation												
Pres 16	BA:	17	0	0	0	0	0	0	0	0	0	0
Reest	OP:	5	13									
	OT:	7	13	10	2	0	0	0	0	0	0	0
Mar 15	BA:	17	17	18	18	18	19	19	19	20	20	21
Base	OP:	5	13									
	OT:	7	15	17	17	18	18	18	18	19	19	20
Orig	BA:	0	0	0	0	0	0	0	0	0	0	0
Pres	OP:	0	0									
	OT:	0	0	0	0	0	0	0	0	0	0	0
Reest -	BA:	0	-17	-18	-18	-18	-19	-19	-19	-20	-20	-21
Mar15	OP:	0	0									
	OT:	0	-2	-7	-15	-18	-18	-18	-18	-19	-19	-20
Reest -	BA:	17	0	0	0	0	0	0	0	0	0	0
Orig	OP:	5	13									
	OT:	7	13	10	2	0	0	0	0	0	0	0



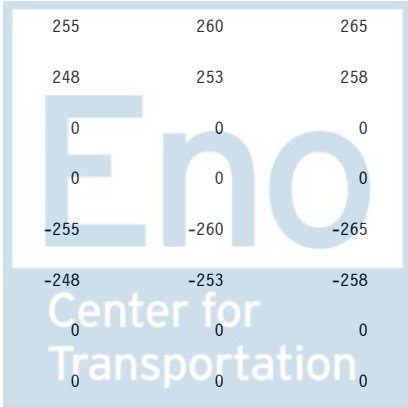
Sorted by FUNC, SFUN, TID, SUB
 (amounts in millions)

		2015	2016	2017	2018	2019	2020	2021	2022	2023	2024	2025
EDUCATION, TRAINING, EMPLOYMENT, AND SOCIAL SERVICES (500)												
091 0102 0 1 501 AC01 LA LA 03												
Appropriation - Existing Law Change												
Pres 16	BA:	0	1,272	1,298	1,323	1,337	1,350	1,377	1,404	1,433	1,461	1,490
Reest	OP:	0	0									
	OT:	0	1,145	1,194	1,318	1,334	1,348	1,373	1,399	1,428	1,456	1,485
Mar 15	BA:	0	0	0	0	0	0	0	0	0	0	0
Base	OP:	0	0									
	OT:	0	0	0	0	0	0	0	0	0	0	0
Orig	BA:	0	1,289	1,315	1,341	1,355	1,368	1,395	1,423	1,452	1,481	1,510
Pres	OP:	0	0									
	OT:	0	1,089	1,159	1,320	1,349	1,365	1,389	1,415	1,444	1,472	1,501
Reest -	BA:	0	1,272	1,298	1,323	1,337	1,350	1,377	1,404	1,433	1,461	1,490
Mar15	OP:	0	0									
	OT:	0	1,145	1,194	1,318	1,334	1,348	1,373	1,399	1,428	1,456	1,485
Reest -	BA:	0	-17	-17	-18	-18	-18	-18	-19	-19	-20	-20
Orig	OP:	0	0									
	OT:	0	56	35	-2	-15	-17	-16	-16	-16	-16	-16
091 0102 0 1 501 AC02 LA LA 03												
Appropriation - Existing Law Change												
Pres 16	BA:	0	17	17	18	18	18	18	19	19	20	20
Reest	OP:	0	0									
	OT:	0	2	6	15	17	18	18	18	18	19	19
Mar 15	BA:	0	0	0	0	0	0	0	0	0	0	0
Base	OP:	0	0									
	OT:	0	0	0	0	0	0	0	0	0	0	0
Orig	BA:	0	0	0	0	0	0	0	0	0	0	0
Pres	OP:	0	0									
	OT:	0	0	0	0	0	0	0	0	0	0	0
Reest -	BA:	0	17	17	18	18	18	18	19	19	20	20
Mar15	OP:	0	0									
	OT:	0	2	6	15	17	18	18	18	18	19	19
Reest -	BA:	0	17	17	18	18	18	18	19	19	20	20
Orig	OP:	0	0									
	OT:	0	2	6	15	17	18	18	18	18	19	19



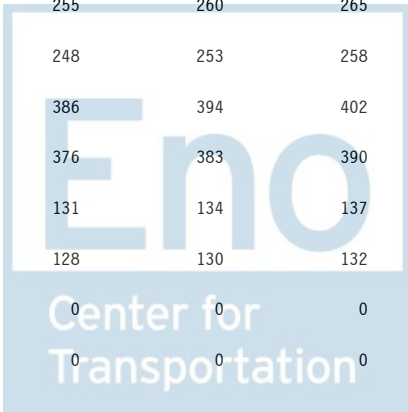
Sorted by FUNC, SFUN, TID, SUB
 (amounts in millions)

		2015	2016	2017	2018	2019	2020	2021	2022	2023	2024	2025
EDUCATION, TRAINING, EMPLOYMENT, AND SOCIAL SERVICES (500)												
Account Total for Impact aid												
Pres 16	BA:	1,289	1,289	1,315	1,341	1,355	1,368	1,395	1,423	1,452	1,481	1,510
Reest	OP:	128	140									
	OT:	1,275	1,287	1,312	1,335	1,351	1,366	1,391	1,417	1,446	1,475	1,504
Mar 15	BA:	1,289	1,308	1,332	1,359	1,385	1,414	1,442	1,472	1,502	1,532	1,564
Base	OP:	128	140									
	OT:	1,275	1,304	1,327	1,353	1,380	1,408	1,436	1,467	1,496	1,526	1,558
Orig	BA:	1,289	1,289	1,315	1,341	1,355	1,368	1,395	1,423	1,452	1,481	1,510
Pres	OP:	334	189									
	OT:	1,476	1,278	1,274	1,323	1,349	1,365	1,389	1,415	1,444	1,472	1,501
Reest -	BA:	0	-19	-17	-18	-30	-46	-47	-49	-50	-51	-54
Mar15	OP:	0	0									
	OT:	0	-17	-15	-18	-29	-42	-45	-50	-50	-51	-54
Reest -	BA:	0	0	0	0	0	0	0	0	0	0	0
Orig	OP:	-206	-49									
	OT:	-201	9	38	12	2	1	2	2	2	3	3
Safe Schools and Citizenship Education												
091 0203 0 1 501 AA01 LA LA 03 0												
Appropriation												
Pres 16	BA:	223	0	0	0	0	0	0	0	0	0	0
Reest	OP:	256	235									
	OT:	260	235	94	22	0	0	0	0	0	0	0
Mar 15	BA:	223	226	230	235	240	245	250	255	260	265	270
Base	OP:	256	235									
	OT:	260	240	230	228	233	238	243	248	253	258	263
Orig	BA:	224	0	0	0	0	0	0	0	0	0	0
Pres	OP:	295	245									
	OT:	299	245	94	22	0	0	0	0	0	0	0
Reest -	BA:	0	-226	-230	-235	-240	-245	-250	-255	-260	-265	-270
Mar15	OP:	0	0									
	OT:	0	-5	-136	-206	-233	-238	-243	-248	-253	-258	-263
Reest -	BA:	-1	0	0	0	0	0	0	0	0	0	0
Orig	OP:	-39	-10									
	OT:	-39	-10	0	0	0	0	0	0	0	0	0




Sorted by FUNC, SFUN, TID, SUB
 (amounts in millions)

		2015	2016	2017	2018	2019	2020	2021	2022	2023	2024	2025
EDUCATION, TRAINING, EMPLOYMENT, AND SOCIAL SERVICES (500)												
091 0203 0 1 501 AC01 LA LA 03												
Appropriation - Existing Law Change												
Pres 16	BA:	0	350	357	364	368	371	379	386	394	402	410
Reest	OP:	0	0									
	OT:	0	7	210	319	361	366	370	376	383	390	398
Mar 15	BA:	0	0	0	0	0	0	0	0	0	0	0
Base	OP:	0	0									
	OT:	0	0	0	0	0	0	0	0	0	0	0
Orig	BA:	0	350	357	364	368	371	379	386	394	402	410
Pres	OP:	0	0									
	OT:	0	7	210	319	360	365	370	376	383	390	398
Reest -	BA:	0	350	357	364	368	371	379	386	394	402	410
Mar15	OP:	0	0									
	OT:	0	7	210	319	361	366	370	376	383	390	398
Reest -	BA:	0	0	0	0	0	0	0	0	0	0	0
Orig	OP:	0	0									
	OT:	0	0	0	0	1	1	0	0	0	0	0
Account Total for Safe Schools and Citizenship Education												
Pres 16	BA:	223	350	357	364	368	371	379	386	394	402	410
Reest	OP:	256	235									
	OT:	260	242	304	341	361	366	370	376	383	390	398
Mar 15	BA:	223	226	230	235	240	245	250	255	260	265	270
Base	OP:	256	235									
	OT:	260	240	230	228	233	238	243	248	253	258	263
Orig	BA:	224	350	357	364	368	371	379	386	394	402	410
Pres	OP:	295	245									
	OT:	299	252	304	341	360	365	370	376	383	390	398
Reest -	BA:	0	124	127	129	128	126	129	131	134	137	140
Mar15	OP:	0	0									
	OT:	0	2	74	113	128	128	127	128	130	132	135
Reest -	BA:	-1	0	0	0	0	0	0	0	0	0	0
Orig	OP:	-39	-10									
	OT:	-39	-10	0	0	1	1	0	0	0	0	0



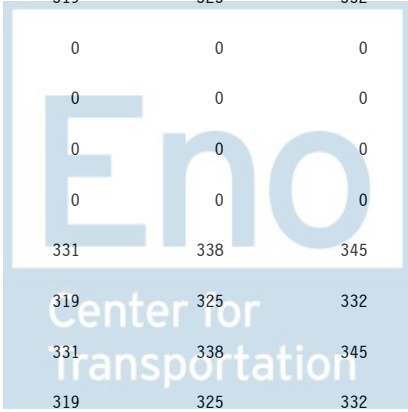
Sorted by FUNC, SFUN, TID, SUB
 (amounts in millions)

		2015	2016	2017	2018	2019	2020	2021	2022	2023	2024	2025
EDUCATION, TRAINING, EMPLOYMENT, AND SOCIAL SERVICES (500)												
Office of Innovation and Improvement												
Innovation and Improvement												
091 0204 0 1 501 AA01 LA LA 03 0												
Appropriation												
Pres 16	BA:	1,102	0	0	0	0	0	0	0	0	0	0
Reest	OP:	934	1,037									
	OT:	967	1,037	587	187	0	0	0	0	0	0	0
Mar 15	BA:	1,102	1,119	1,138	1,162	1,185	1,209	1,233	1,258	1,284	1,310	1,337
Base	OP:	934	1,037									
	OT:	967	1,071	1,124	1,126	1,147	1,170	1,193	1,217	1,242	1,267	1,293
Orig	BA:	1,102	0	0	0	0	0	0	0	0	0	0
Pres	OP:	2,508	1,424									
	OT:	2,473	1,367	742	309	31	-2	-2	-2	-2	-3	-3
Reest -	BA:	0	-1,119	-1,138	-1,162	-1,185	-1,209	-1,233	-1,258	-1,284	-1,310	-1,337
Mar15	OP:	0	0									
	OT:	0	-34	-537	-939	-1,147	-1,170	-1,193	-1,217	-1,242	-1,267	-1,293
Reest -	BA:	0	0	0	0	0	0	0	0	0	0	0
Orig	OP:	-1,574	-387									
	OT:	-1,506	-330	-155	-122	-31	2	2	2	2	3	3
091 0204 0 1 501 AA02 LA LA 03 0												
Appropriation												
Pres 16	BA:	0	0	0	0	0	0	0	0	0	0	0
Reest	OP:	304	218									
	OT:	304	218	40	0	0	0	0	0	0	0	0
Mar 15	BA:	0	0	0	0	0	0	0	0	0	0	0
Base	OP:	304	218									
	OT:	304	218	40	0	0	0	0	0	0	0	0
Orig	BA:	0	0	0	0	0	0	0	0	0	0	0
Pres	OP:	0	0									
	OT:	0	0	0	0	0	0	0	0	0	0	0
Reest -	BA:	0	0	0	0	0	0	0	0	0	0	0
Mar15	OP:	0	0									
	OT:	0	0	0	0	0	0	0	0	0	0	0
Reest -	BA:	0	0	0	0	0	0	0	0	0	0	0
Orig	OP:	304	218									
	OT:	304	218	40	0	0	0	0	0	0	0	0



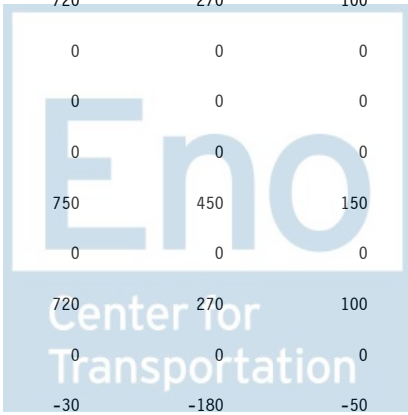
Sorted by FUNC, SFUN, TID, SUB
 (amounts in millions)

		2015	2016	2017	2018	2019	2020	2021	2022	2023	2024	2025
EDUCATION, TRAINING, EMPLOYMENT, AND SOCIAL SERVICES (500)												
091 0204 0 1 501 AC01 LA LA 03												
Appropriation - Existing Law Change												
Pres 16	BA:	0	1,302	1,328	1,355	1,368	1,382	1,409	1,438	1,466	1,495	1,526
Reest	OP:	0	0									
	OT:	0	39	626	1,094	1,337	1,357	1,373	1,393	1,419	1,447	1,476
Mar 15	BA:	0	0	0	0	0	0	0	0	0	0	0
Base	OP:	0	0									
	OT:	0	0	0	0	0	0	0	0	0	0	0
Orig	BA:	0	1,602	1,634	1,667	1,683	1,700	1,734	1,769	1,804	1,840	1,877
Pres	OP:	0	0									
	OT:	0	32	594	1,166	1,590	1,663	1,685	1,708	1,738	1,772	1,808
Reest -	BA:	0	1,302	1,328	1,355	1,368	1,382	1,409	1,438	1,466	1,495	1,526
Mar15	OP:	0	0									
	OT:	0	39	626	1,094	1,337	1,357	1,373	1,393	1,419	1,447	1,476
Reest -	BA:	0	-300	-306	-312	-315	-318	-325	-331	-338	-345	-351
Orig	OP:	0	0									
	OT:	0	7	32	-72	-253	-306	-312	-315	-319	-325	-332
091 0204 0 1 501 AC02 LA LA 03												
Appropriation - Existing Law Change												
Investing in Innovation												
Pres 16	BA:	0	300	306	312	315	318	325	331	338	345	351
Reest	OP:	0	0									
	OT:	0	3	78	245	306	312	315	319	325	332	339
Mar 15	BA:	0	0	0	0	0	0	0	0	0	0	0
Base	OP:	0	0									
	OT:	0	0	0	0	0	0	0	0	0	0	0
Orig	BA:	0	0	0	0	0	0	0	0	0	0	0
Pres	OP:	0	0									
	OT:	0	0	0	0	0	0	0	0	0	0	0
Reest -	BA:	0	300	306	312	315	318	325	331	338	345	351
Mar15	OP:	0	0									
	OT:	0	3	78	245	306	312	315	319	325	332	339
Reest -	BA:	0	300	306	312	315	318	325	331	338	345	351
Orig	OP:	0	0									
	OT:	0	3	78	245	306	312	315	319	325	332	339



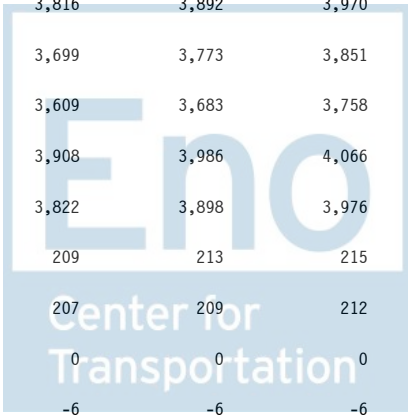
Sorted by FUNC, SFUN, TID, SUB
 (amounts in millions)

		2015	2016	2017	2018	2019	2020	2021	2022	2023	2024	2025
EDUCATION, TRAINING, EMPLOYMENT, AND SOCIAL SERVICES (500)												
091 0204 0 1 501 DE01 LA LA 03 A STIM09												
Supplemental Emergency												
Pres 16	BA:	0	0	0	0	0	0	0	0	0	0	0
Reest	OP:	30	0									
	OT:	30	0	0	0	0	0	0	0	0	0	0
Mar 15	BA:	0	0	0	0	0	0	0	0	0	0	0
Base	OP:	30	0									
	OT:	30	0	0	0	0	0	0	0	0	0	0
Orig	BA:	0	0	0	0	0	0	0	0	0	0	0
Pres	OP:	0	0									
	OT:	0	0	0	0	0	0	0	0	0	0	0
Reest -	BA:	0	0	0	0	0	0	0	0	0	0	0
Mar15	OP:	0	0									
	OT:	0	0	0	0	0	0	0	0	0	0	0
Reest -	BA:	0	0	0	0	0	0	0	0	0	0	0
Orig	OP:	30	0									
	OT:	30	0	0	0	0	0	0	0	0	0	0
091 0204 0 1 501 EA01 29 87 10												
Proposed Legislation												
Teaching for Tomorrow												
Pres 16	BA:	0	1,000	1,000	1,000	1,000	1,000	0	0	0	0	0
Reest	OP:	0	0									
	OT:	0	30	280	730	900	1,000	970	720	270	100	0
Mar 15	BA:	0	0	0	0	0	0	0	0	0	0	0
Base	OP:	0	0									
	OT:	0	0	0	0	0	0	0	0	0	0	0
Orig	BA:	0	1,000	1,000	1,000	1,000	1,000	0	0	0	0	0
Pres	OP:	0	0									
	OT:	0	50	250	550	850	1,000	950	750	450	150	0
Reest -	BA:	0	1,000	1,000	1,000	1,000	1,000	0	0	0	0	0
Mar15	OP:	0	0									
	OT:	0	30	280	730	900	1,000	970	720	270	100	0
Reest -	BA:	0	0	0	0	0	0	0	0	0	0	0
Orig	OP:	0	0									
	OT:	0	-20	30	180	50	0	20	-30	-180	-50	0




Sorted by FUNC, SFUN, TID, SUB
 (amounts in millions)

		2015	2016	2017	2018	2019	2020	2021	2022	2023	2024	2025
EDUCATION, TRAINING, EMPLOYMENT, AND SOCIAL SERVICES (500)												
Account Total for Innovation and Improvement												
Pres 16	BA:	1,102	2,602	2,634	2,667	2,683	2,700	1,734	1,769	1,804	1,840	1,877
Reest	OP:	1,268	1,255									
	OT:	1,301	1,327	1,611	2,256	2,543	2,669	2,658	2,432	2,014	1,879	1,815
Mar 15	BA:	1,102	1,119	1,138	1,162	1,185	1,209	1,233	1,258	1,284	1,310	1,337
Base	OP:	1,268	1,255									
	OT:	1,301	1,289	1,164	1,126	1,147	1,170	1,193	1,217	1,242	1,267	1,293
Orig	BA:	1,102	2,602	2,634	2,667	2,683	2,700	1,734	1,769	1,804	1,840	1,877
Pres	OP:	2,508	1,424									
	OT:	2,473	1,449	1,586	2,025	2,471	2,661	2,633	2,456	2,186	1,919	1,805
Reest -	BA:	0	1,483	1,496	1,505	1,498	1,491	501	511	520	530	540
Mar15	OP:	0	0									
	OT:	0	38	447	1,130	1,396	1,499	1,465	1,215	772	612	522
Reest -	BA:	0	0	0	0	0	0	0	0	0	0	0
Orig	OP:	-1,240	-169									
	OT:	-1,172	-122	25	231	72	8	25	-24	-172	-40	10
Office of Special Education and Rehabilitative Services												
Special education												
091 0300 0 1 501 AA01 LA LA 03 0												
Appropriation												
Pres 16	BA:	3,239	3,539	3,610	3,682	3,719	3,756	3,831	3,908	3,986	4,066	4,147
Reest	OP:	3,021	3,126									
	OT:	3,118	3,232	3,474	3,591	3,666	3,711	3,749	3,816	3,892	3,970	4,049
Mar 15	BA:	3,239	3,288	3,346	3,414	3,482	3,553	3,624	3,699	3,773	3,851	3,929
Base	OP:	3,021	3,126									
	OT:	3,118	3,225	3,278	3,334	3,400	3,468	3,538	3,609	3,683	3,758	3,835
Orig	BA:	3,239	3,539	3,610	3,682	3,719	3,756	3,831	3,908	3,986	4,066	4,147
Pres	OP:	2,857	2,819									
	OT:	3,233	3,200	3,479	3,596	3,668	3,713	3,755	3,822	3,898	3,976	4,055
Reest -	BA:	0	251	264	268	237	203	207	209	213	215	218
Mar15	OP:	0	0									
	OT:	0	7	196	257	266	243	211	207	209	212	214
Reest -	BA:	0	0	0	0	0	0	0	0	0	0	0
Orig	OP:	164	307									
	OT:	-115	32	-5	-5	-2	-2	-6	-6	-6	-6	-6



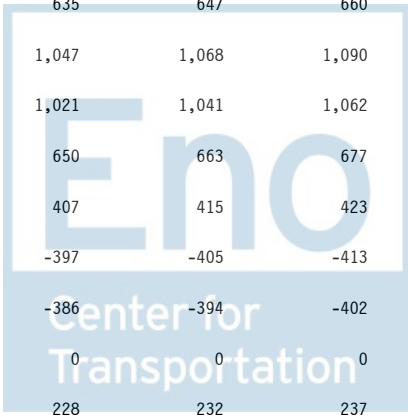
Sorted by FUNC, SFUN, TID, SUB
 (amounts in millions)

		2015	2016	2017	2018	2019	2020	2021	2022	2023	2024	2025
EDUCATION, TRAINING, EMPLOYMENT, AND SOCIAL SERVICES (500)												
091 0300 0 1 501 AD01 LA LA 03 1												
Advance Appropriation												
Pres 16	BA:	9,283	9,283	9,283	9,283	9,283	9,283	9,283	9,283	9,283	9,283	9,283
Reest	OP:	2,042	2,043									
	OT:	9,283	9,284	9,283	9,283	9,283	9,283	9,283	9,283	9,283	9,283	9,283
Mar 15	BA:	9,283	9,283	9,448	9,640	9,832	10,033	10,234	10,445	10,655	10,874	11,094
Base	OP:	2,042	2,043									
	OT:	9,283	9,284	9,412	9,594	9,786	9,985	10,186	10,395	10,605	10,822	11,041
Orig	BA:	9,283	9,283	9,283	9,283	9,283	9,283	9,283	9,283	9,283	9,283	9,283
Pres	OP:	2,660	2,100									
	OT:	9,901	9,341	9,283	9,283	9,283	9,283	9,283	9,283	9,283	9,283	9,283
Reest -	BA:	0	0	-165	-357	-549	-750	-951	-1,162	-1,372	-1,591	-1,811
Mar15	OP:	0	0									
	OT:	0	0	-129	-311	-503	-702	-903	-1,112	-1,322	-1,539	-1,758
Reest -	BA:	0	0	0	0	0	0	0	0	0	0	0
Orig	OP:	-618	-57									
	OT:	-618	-57	0	0	0	0	0	0	0	0	0
091 0300 0 1 501 DE01 LA LA 03 A STIM09												
Supplemental Emergency												
Pres 16	BA:	0	0	0	0	0	0	0	0	0	0	0
Reest	OP:	5	0									
	OT:	5	0	0	0	0	0	0	0	0	0	0
Mar 15	BA:	0	0	0	0	0	0	0	0	0	0	0
Base	OP:	5	0									
	OT:	5	0	0	0	0	0	0	0	0	0	0
Orig	BA:	0	0	0	0	0	0	0	0	0	0	0
Pres	OP:	0	0									
	OT:	0	0	0	0	0	0	0	0	0	0	0
Reest -	BA:	0	0	0	0	0	0	0	0	0	0	0
Mar15	OP:	0	0									
	OT:	0	0	0	0	0	0	0	0	0	0	0
Reest -	BA:	0	0	0	0	0	0	0	0	0	0	0
Orig	OP:	5	0									
	OT:	5	0	0	0	0	0	0	0	0	0	0



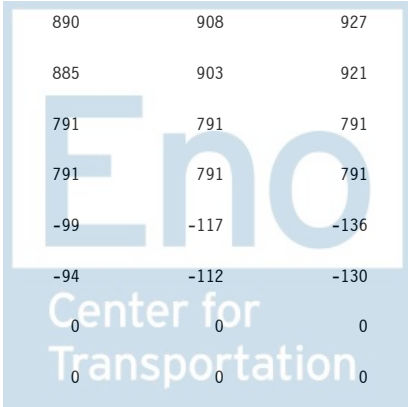
Sorted by FUNC, SFUN, TID, SUB
 (amounts in millions)

		2015	2016	2017	2018	2019	2020	2021	2022	2023	2024	2025
EDUCATION, TRAINING, EMPLOYMENT, AND SOCIAL SERVICES (500)												
Account Total for Special education												
Pres 16	BA:	12,522	12,822	12,893	12,965	13,002	13,039	13,114	13,191	13,269	13,349	13,430
Reest	OP:	5,068	5,169									
	OT:	12,406	12,516	12,757	12,874	12,949	12,994	13,032	13,099	13,175	13,253	13,332
Mar 15	BA:	12,522	12,571	12,794	13,054	13,314	13,586	13,858	14,144	14,428	14,725	15,023
Base	OP:	5,068	5,169									
	OT:	12,406	12,509	12,690	12,928	13,186	13,453	13,724	14,004	14,288	14,580	14,876
Orig	BA:	12,522	12,822	12,893	12,965	13,002	13,039	13,114	13,191	13,269	13,349	13,430
Pres	OP:	5,517	4,919									
	OT:	13,134	12,541	12,762	12,879	12,951	12,996	13,038	13,105	13,181	13,259	13,338
Reest -	BA:	0	251	99	-89	-312	-547	-744	-953	-1,159	-1,376	-1,593
Mar15	OP:	0	0									
	OT:	0	7	67	-54	-237	-459	-692	-905	-1,113	-1,327	-1,544
Reest -	BA:	0	0	0	0	0	0	0	0	0	0	0
Orig	OP:	-449	250									
	OT:	-728	-25	-5	-5	-2	-2	-6	-6	-6	-6	-6
Office of Vocational and Adult Education												
Career, technical and adult education												
091 0400 0 1 501 AA01 LA LA 03 0												
Appropriation												
Pres 16	BA:	917	589	601	613	619	625	638	650	663	677	690
Reest	OP:	876	885									
	OT:	904	903	672	615	610	617	624	635	647	660	673
Mar 15	BA:	917	931	947	967	986	1,006	1,026	1,047	1,068	1,090	1,112
Base	OP:	876	885									
	OT:	904	913	928	943	962	981	1,001	1,021	1,041	1,062	1,084
Orig	BA:	917	589	601	613	619	625	638	650	663	677	690
Pres	OP:	801	605									
	OT:	869	648	459	394	391	395	400	407	415	423	432
Reest -	BA:	0	-342	-346	-354	-367	-381	-388	-397	-405	-413	-422
Mar15	OP:	0	0									
	OT:	0	-10	-256	-328	-352	-364	-377	-386	-394	-402	-411
Reest -	BA:	0	0	0	0	0	0	0	0	0	0	0
Orig	OP:	75	280									
	OT:	35	255	213	221	219	222	224	228	232	237	241



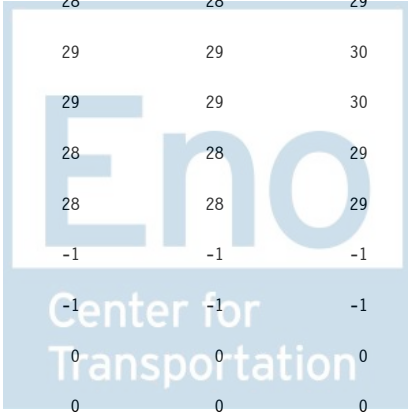
Sorted by FUNC, SFUN, TID, SUB
 (amounts in millions)

		2015	2016	2017	2018	2019	2020	2021	2022	2023	2024	2025
EDUCATION, TRAINING, EMPLOYMENT, AND SOCIAL SERVICES (500)												
091 0400 0 1 501 AC01 LA LA 03												
Appropriation - Existing Law Change												
Pres 16	BA:	0	536	547	558	563	569	580	592	604	616	628
Reest	OP:	0	0									
	OT:	0	16	402	518	555	561	568	577	589	601	613
Mar 15	BA:	0	0	0	0	0	0	0	0	0	0	0
Base	OP:	0	0									
	OT:	0	0	0	0	0	0	0	0	0	0	0
Orig	BA:	0	536	547	558	563	569	580	592	604	616	628
Pres	OP:	0	0									
	OT:	0	27	375	518	554	561	567	577	588	601	612
Reest -	BA:	0	536	547	558	563	569	580	592	604	616	628
Mar15	OP:	0	0									
	OT:	0	16	402	518	555	561	568	577	589	601	613
Reest -	BA:	0	0	0	0	0	0	0	0	0	0	0
Orig	OP:	0	0									
	OT:	0	-11	27	0	1	0	1	0	1	0	1
091 0400 0 1 501 AD01 LA LA 03 1												
Advance Appropriation												
Pres 16	BA:	791	791	791	791	791	791	791	791	791	791	791
Reest	OP:	197	198									
	OT:	790	791	791	791	791	791	791	791	791	791	791
Mar 15	BA:	791	791	805	821	838	855	872	890	908	927	945
Base	OP:	197	198									
	OT:	790	791	802	816	833	850	867	885	903	921	940
Orig	BA:	791	791	791	791	791	791	791	791	791	791	791
Pres	OP:	226	234									
	OT:	780	788	791	792	791	791	791	791	791	791	791
Reest -	BA:	0	0	-14	-30	-47	-64	-81	-99	-117	-136	-154
Mar15	OP:	0	0									
	OT:	0	0	-11	-25	-42	-59	-76	-94	-112	-130	-149
Reest -	BA:	0	0	0	0	0	0	0	0	0	0	0
Orig	OP:	-29	-36									
	OT:	10	3	0	-1	0	0	0	0	0	0	0



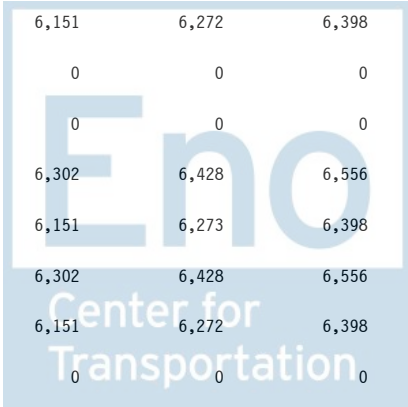
Sorted by FUNC, SFUN, TID, SUB
 (amounts in millions)

		2015	2016	2017	2018	2019	2020	2021	2022	2023	2024	2025
EDUCATION, TRAINING, EMPLOYMENT, AND SOCIAL SERVICES (500)												
Account Total for Career, technical and adult education												
Pres 16	BA:	1,708	1,916	1,939	1,962	1,973	1,985	2,009	2,033	2,058	2,084	2,109
Reest	OP:	1,073	1,083									
	OT:	1,694	1,710	1,865	1,924	1,956	1,969	1,983	2,003	2,027	2,052	2,077
Mar 15	BA:	1,708	1,722	1,752	1,788	1,824	1,861	1,898	1,937	1,976	2,017	2,057
Base	OP:	1,073	1,083									
	OT:	1,694	1,704	1,730	1,759	1,795	1,831	1,868	1,906	1,944	1,983	2,024
Orig	BA:	1,708	1,916	1,939	1,962	1,973	1,985	2,009	2,033	2,058	2,084	2,109
Pres	OP:	1,027	839									
	OT:	1,649	1,463	1,625	1,704	1,736	1,747	1,758	1,775	1,794	1,815	1,835
Reest -	BA:	0	194	187	174	149	124	111	96	82	67	52
Mar15	OP:	0	0									
	OT:	0	6	135	165	161	138	115	97	83	69	53
Reest -	BA:	0	0	0	0	0	0	0	0	0	0	0
Orig	OP:	46	244									
	OT:	45	247	240	220	220	222	225	228	233	237	242
Office of Special Education and Rehabilitative Services												
American Printing House for the Blind												
091 0600 0 1 501 AA01 LA LA 03 0												
Appropriation												
Pres 16	BA:	25	25	26	26	26	27	27	28	28	29	29
Reest	OP:	8	8									
	OT:	25	25	26	26	26	27	27	28	28	29	29
Mar 15	BA:	25	25	26	26	27	27	28	29	29	30	30
Base	OP:	8	8									
	OT:	25	25	26	26	27	27	28	29	29	30	30
Orig	BA:	25	25	26	26	26	27	27	28	28	29	29
Pres	OP:	6	6									
	OT:	25	25	26	26	26	26	27	28	28	29	29
Reest -	BA:	0	0	0	0	-1	0	-1	-1	-1	-1	-1
Mar15	OP:	0	0									
	OT:	0	0	0	0	-1	0	-1	-1	-1	-1	-1
Reest -	BA:	0	0	0	0	0	0	0	0	0	0	0
Orig	OP:	2	2									
	OT:	0	0	0	0	0	1	0	0	0	0	0




Sorted by FUNC, SFUN, TID, SUB
 (amounts in millions)

		2015	2016	2017	2018	2019	2020	2021	2022	2023	2024	2025
EDUCATION, TRAINING, EMPLOYMENT, AND SOCIAL SERVICES (500)												
Office of Elementary and Secondary Education												
Education for the Disadvantaged												
091 0900 0 1 501 AA01 LA LA 03 0												
Appropriation												
Pres 16	BA:	4,695	45	46	47	47	48	49	50	51	52	53
Reest	OP:	4,515	4,580									
	OT:	4,609	4,581	1,068	232	47	47	48	49	50	51	52
Mar 15	BA:	4,695	4,765	4,850	4,949	5,047	5,150	5,254	5,362	5,470	5,582	5,695
Base	OP:	4,515	4,580									
	OT:	4,609	4,675	4,752	4,830	4,926	5,024	5,126	5,229	5,336	5,444	5,555
Orig	BA:	4,695	45	46	47	47	48	49	50	51	52	53
Pres	OP:	5,099	4,551									
	OT:	5,193	4,552	1,064	232	47	47	48	49	50	51	52
Reest -	BA:	0	-4,720	-4,804	-4,902	-5,000	-5,102	-5,205	-5,312	-5,419	-5,530	-5,642
Mar15	OP:	0	0									
	OT:	0	-94	-3,684	-4,598	-4,879	-4,977	-5,078	-5,180	-5,286	-5,393	-5,503
Reest -	BA:	0	0	0	0	0	0	0	0	0	0	0
Orig	OP:	-584	29									
	OT:	-584	29	4	0	0	0	0	0	0	0	0
091 0900 0 1 501 AC01 LA LA 03												
Appropriation - Existing Law Change												
Pres 16	BA:	0	5,707	5,821	5,938	5,997	6,057	6,178	6,302	6,428	6,556	6,687
Reest	OP:	0	0									
	OT:	0	114	4,454	5,570	5,909	5,981	6,044	6,151	6,272	6,398	6,525
Mar 15	BA:	0	0	0	0	0	0	0	0	0	0	0
Base	OP:	0	0									
	OT:	0	0	0	0	0	0	0	0	0	0	0
Orig	BA:	0	5,707	5,821	5,938	5,997	6,057	6,178	6,302	6,428	6,556	6,687
Pres	OP:	0	0									
	OT:	0	114	4,453	5,570	5,909	5,980	6,044	6,151	6,273	6,398	6,526
Reest -	BA:	0	5,707	5,821	5,938	5,997	6,057	6,178	6,302	6,428	6,556	6,687
Mar15	OP:	0	0									
	OT:	0	114	4,454	5,570	5,909	5,981	6,044	6,151	6,272	6,398	6,525
Reest -	BA:	0	0	0	0	0	0	0	0	0	0	0
Orig	OP:	0	0									
	OT:	0	0	1	0	0	1	0	0	-1	0	-1



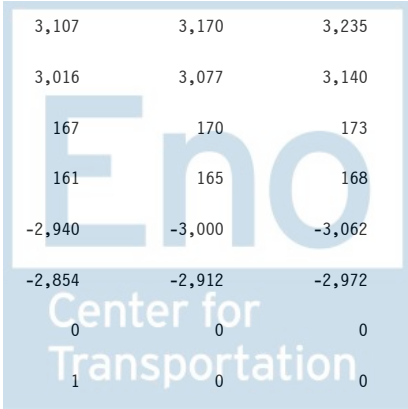
Sorted by FUNC, SFUN, TID, SUB
 (amounts in millions)

		2015	2016	2017	2018	2019	2020	2021	2022	2023	2024	2025
EDUCATION, TRAINING, EMPLOYMENT, AND SOCIAL SERVICES (500)												
091 0900 0 1 501 AD01 LA LA 03 1												
Advance Appropriation												
Pres 16	BA:	10,841	10,841	10,841	10,841	10,841	10,841	10,841	10,841	10,841	10,841	10,841
Reest	OP:	2,167	2,168									
	OT:	10,840	10,841	10,841	10,841	10,841	10,841	10,841	10,841	10,841	10,841	10,841
Mar 15	BA:	10,841	10,841	11,033	11,258	11,482	11,717	11,952	12,197	12,443	12,699	12,956
Base	OP:	2,167	2,168									
	OT:	10,840	10,841	10,995	11,209	11,433	11,666	11,900	12,143	12,389	12,643	12,899
Orig	BA:	10,841	10,841	10,841	10,841	10,841	10,841	10,841	10,841	10,841	10,841	10,841
Pres	OP:	2,866	2,522									
	OT:	11,322	10,978	10,841	10,841	10,841	10,841	10,841	10,841	10,841	10,841	10,841
Reest -	BA:	0	0	-192	-417	-641	-876	-1,111	-1,356	-1,602	-1,858	-2,115
Mar15	OP:	0	0									
	OT:	0	0	-154	-368	-592	-825	-1,059	-1,302	-1,548	-1,802	-2,058
Reest -	BA:	0	0	0	0	0	0	0	0	0	0	0
Orig	OP:	-699	-354									
	OT:	-482	-137	0	0	0	0	0	0	0	0	0
091 0900 0 1 501 DE01 LA LA 03 A STIM09												
Supplemental Emergency												
Pres 16	BA:	0	0	0	0	0	0	0	0	0	0	0
Reest	OP:	154	0									
	OT:	154	0	0	0	0	0	0	0	0	0	0
Mar 15	BA:	0	0	0	0	0	0	0	0	0	0	0
Base	OP:	154	0									
	OT:	154	0	0	0	0	0	0	0	0	0	0
Orig	BA:	0	0	0	0	0	0	0	0	0	0	0
Pres	OP:	0	0									
	OT:	0	0	0	0	0	0	0	0	0	0	0
Reest -	BA:	0	0	0	0	0	0	0	0	0	0	0
Mar15	OP:	0	0									
	OT:	0	0	0	0	0	0	0	0	0	0	0
Reest -	BA:	0	0	0	0	0	0	0	0	0	0	0
Orig	OP:	154	0									
	OT:	154	0	0	0	0	0	0	0	0	0	0



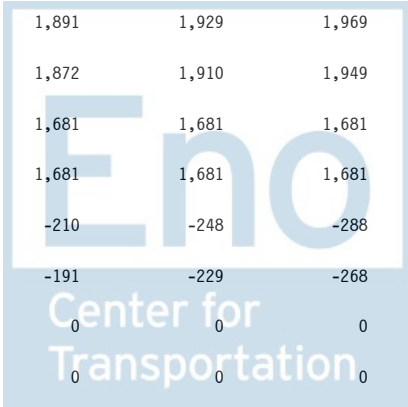
Sorted by FUNC, SFUN, TID, SUB
 (amounts in millions)

		2015	2016	2017	2018	2019	2020	2021	2022	2023	2024	2025
EDUCATION, TRAINING, EMPLOYMENT, AND SOCIAL SERVICES (500)												
Account Total for Education for the Disadvantaged												
Pres 16	BA:	15,536	16,593	16,708	16,826	16,885	16,946	17,068	17,193	17,320	17,449	17,581
Reest	OP:	6,836	6,748									
	OT:	15,603	15,536	16,363	16,643	16,797	16,869	16,933	17,041	17,163	17,290	17,418
Mar 15	BA:	15,536	15,606	15,883	16,207	16,529	16,867	17,206	17,559	17,913	18,281	18,651
Base	OP:	6,836	6,748									
	OT:	15,603	15,516	15,747	16,039	16,359	16,690	17,026	17,372	17,725	18,087	18,454
Orig	BA:	15,536	16,593	16,708	16,826	16,885	16,946	17,068	17,193	17,320	17,449	17,581
Pres	OP:	7,965	7,073									
	OT:	16,515	15,644	16,358	16,643	16,797	16,868	16,933	17,041	17,164	17,290	17,419
Reest -	BA:	0	987	825	619	356	79	-138	-366	-593	-832	-1,070
Mar15	OP:	0	0									
	OT:	0	20	616	604	438	179	-93	-331	-562	-797	-1,036
Reest -	BA:	0	0	0	0	0	0	0	0	0	0	0
Orig	OP:	-1,129	-325									
	OT:	-912	-108	5	0	0	1	0	0	-1	0	-1
School Improvement Programs												
091 1000 0 1 501 AA01 LA LA 03 0												
Appropriation												
Pres 16	BA:	2,721	151	154	157	159	160	163	167	170	173	177
Reest	OP:	2,650	2,656									
	OT:	2,704	2,659	1,179	410	156	158	159	162	165	168	172
Mar 15	BA:	2,721	2,762	2,811	2,868	2,925	2,985	3,045	3,107	3,170	3,235	3,301
Base	OP:	2,650	2,656									
	OT:	2,704	2,711	2,746	2,788	2,841	2,898	2,957	3,016	3,077	3,140	3,204
Orig	BA:	2,721	151	154	157	159	160	163	167	170	173	177
Pres	OP:	2,511	2,618									
	OT:	2,565	2,621	1,172	410	155	158	159	161	165	168	172
Reest -	BA:	0	-2,611	-2,657	-2,711	-2,766	-2,825	-2,882	-2,940	-3,000	-3,062	-3,124
Mar15	OP:	0	0									
	OT:	0	-52	-1,567	-2,378	-2,685	-2,740	-2,798	-2,854	-2,912	-2,972	-3,032
Reest -	BA:	0	0	0	0	0	0	0	0	0	0	0
Orig	OP:	139	38									
	OT:	139	38	7	0	1	0	0	1	0	0	0



Sorted by FUNC, SFUN, TID, SUB
 (amounts in millions)

		2015	2016	2017	2018	2019	2020	2021	2022	2023	2024	2025
EDUCATION, TRAINING, EMPLOYMENT, AND SOCIAL SERVICES (500)												
091 1000 0 1 501 AC01 LA LA 03												
Appropriation - Existing Law Change												
Pres 16	BA:	0	2,861	2,918	2,977	3,006	3,036	3,097	3,159	3,222	3,287	3,352
Reest	OP:	0	0									
	OT:	0	57	1,718	2,610	2,948	2,989	3,022	3,071	3,129	3,192	3,256
Mar 15	BA:	0	0	0	0	0	0	0	0	0	0	0
Base	OP:	0	0									
	OT:	0	0	0	0	0	0	0	0	0	0	0
Orig	BA:	0	2,861	2,918	2,977	3,006	3,036	3,097	3,159	3,222	3,287	3,352
Pres	OP:	0	0									
	OT:	0	57	1,717	2,611	2,948	2,989	3,022	3,071	3,129	3,192	3,256
Reest -	BA:	0	2,861	2,918	2,977	3,006	3,036	3,097	3,159	3,222	3,287	3,352
Mar15	OP:	0	0									
	OT:	0	57	1,718	2,610	2,948	2,989	3,022	3,071	3,129	3,192	3,256
Reest -	BA:	0	0	0	0	0	0	0	0	0	0	0
Orig	OP:	0	0									
	OT:	0	0	1	-1	0	0	0	0	0	0	0
091 1000 0 1 501 AD01 LA LA 03 1												
Advance Appropriation												
Pres 16	BA:	1,681	1,681	1,681	1,681	1,681	1,681	1,681	1,681	1,681	1,681	1,681
Reest	OP:	672	672									
	OT:	1,681	1,681	1,681	1,681	1,681	1,681	1,681	1,681	1,681	1,681	1,681
Mar 15	BA:	1,681	1,681	1,711	1,746	1,780	1,817	1,853	1,891	1,929	1,969	2,009
Base	OP:	672	672						1,872	1,910	1,949	1,989
	OT:	1,681	1,681	1,699	1,729	1,763	1,799	1,835	1,872	1,910	1,949	1,989
Orig	BA:	1,681	1,681	1,681	1,681	1,681	1,681	1,681	1,681	1,681	1,681	1,681
Pres	OP:	656	700						1,681	1,681	1,681	1,681
	OT:	1,665	1,709	1,681	1,681	1,681	1,681	1,681	1,681	1,681	1,681	1,681
Reest -	BA:	0	0	-30	-65	-99	-136	-172	-210	-248	-288	-328
Mar15	OP:	0	0						-191	-229	-268	-308
	OT:	0	0	-18	-48	-82	-118	-154	-191	-229	-268	-308
Reest -	BA:	0	0	0	0	0	0	0	0	0	0	0
Orig	OP:	16	-28						0	0	0	0
	OT:	16	-28	0	0	0	0	0	0	0	0	0



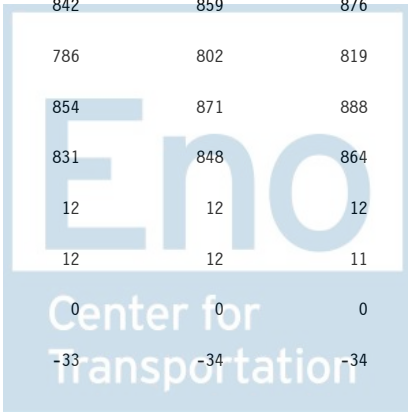
Sorted by FUNC, SFUN, TID, SUB
 (amounts in millions)

		2015	2016	2017	2018	2019	2020	2021	2022	2023	2024	2025
EDUCATION, TRAINING, EMPLOYMENT, AND SOCIAL SERVICES (500)												
Account Total for School Improvement Programs												
Pres 16	BA:	4,402	4,693	4,753	4,815	4,846	4,877	4,941	5,007	5,073	5,141	5,210
Reest	OP:	3,322	3,328									
	OT:	4,385	4,397	4,578	4,701	4,785	4,828	4,862	4,914	4,975	5,041	5,109
Mar 15	BA:	4,402	4,443	4,522	4,614	4,705	4,802	4,898	4,998	5,099	5,204	5,310
Base	OP:	3,322	3,328									
	OT:	4,385	4,392	4,445	4,517	4,604	4,697	4,792	4,888	4,987	5,089	5,193
Orig	BA:	4,402	4,693	4,753	4,815	4,846	4,877	4,941	5,007	5,073	5,141	5,210
Pres	OP:	3,167	3,318									
	OT:	4,230	4,387	4,570	4,702	4,784	4,828	4,862	4,913	4,975	5,041	5,109
Reest -	BA:	0	250	231	201	141	75	43	9	-26	-63	-100
Mar15	OP:	0	0									
	OT:	0	5	133	184	181	131	70	26	-12	-48	-84
Reest -	BA:	0	0	0	0	0	0	0	0	0	0	0
Orig	OP:	155	10									
	OT:	155	10	8	-1	1	0	0	1	0	0	0
Office of English Language Acquisition												
English Language Acquisition												
091 1300 0 1 501 AA01 LA LA 03 0												
Appropriation												
Pres 16	BA:	737	0	0	0	0	0	0	0	0	0	0
Reest	OP:	678	695									
	OT:	685	695	243	22	0	0	0	0	0	0	0
Mar 15	BA:	737	748	761	777	792	808	825	842	859	876	894
Base	OP:	678	695									
	OT:	685	702	714	726	740	755	770	786	802	819	835
Orig	BA:	737	0	0	0	0	0	0	0	0	0	0
Pres	OP:	739	726									
	OT:	746	726	272	22	0	0	0	0	0	0	0
Reest -	BA:	0	-748	-761	-777	-792	-808	-825	-842	-859	-876	-894
Mar15	OP:	0	0									
	OT:	0	-7	-471	-704	-740	-755	-770	-786	-802	-819	-835
Reest -	BA:	0	0	0	0	0	0	0	0	0	0	0
Orig	OP:	-61	-31									
	OT:	-61	-31	-29	0	0	0	0	0	0	0	0




Sorted by FUNC, SFUN, TID, SUB
 (amounts in millions)

		2015	2016	2017	2018	2019	2020	2021	2022	2023	2024	2025
EDUCATION, TRAINING, EMPLOYMENT, AND SOCIAL SERVICES (500)												
091 1300 0 1 501 AC01 LA LA 03												
Appropriation - Existing Law Change												
Pres 16	BA:	0	773	788	804	812	820	837	854	871	888	906
Reest	OP:	0	0									
	OT:	0	8	487	729	766	776	784	798	814	830	847
Mar 15	BA:	0	0	0	0	0	0	0	0	0	0	0
Base	OP:	0	0									
	OT:	0	0	0	0	0	0	0	0	0	0	0
Orig	BA:	0	773	788	804	812	820	837	854	871	888	906
Pres	OP:	0	0									
	OT:	0	8	487	759	798	808	817	831	848	864	881
Reest -	BA:	0	773	788	804	812	820	837	854	871	888	906
Mar15	OP:	0	0									
	OT:	0	8	487	729	766	776	784	798	814	830	847
Reest -	BA:	0	0	0	0	0	0	0	0	0	0	0
Orig	OP:	0	0									
	OT:	0	0	0	-30	-32	-32	-33	-33	-34	-34	-34
Account Total for English Language Acquisition												
Pres 16	BA:	737	773	788	804	812	820	837	854	871	888	906
Reest	OP:	678	695									
	OT:	685	703	730	751	766	776	784	798	814	830	847
Mar 15	BA:	737	748	761	777	792	808	825	842	859	876	894
Base	OP:	678	695									
	OT:	685	702	714	726	740	755	770	786	802	819	835
Orig	BA:	737	773	788	804	812	820	837	854	871	888	906
Pres	OP:	739	726									
	OT:	746	734	759	781	798	808	817	831	848	864	881
Reest -	BA:	0	25	27	27	20	12	12	12	12	12	12
Mar15	OP:	0	0									
	OT:	0	1	16	25	26	21	14	12	12	11	12
Reest -	BA:	0	0	0	0	0	0	0	0	0	0	0
Orig	OP:	-61	-31									
	OT:	-61	-31	-29	-30	-32	-32	-33	-33	-34	-34	-34



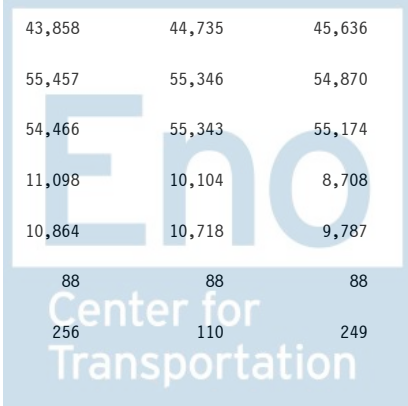
Sorted by FUNC, SFUN, TID, SUB
 (amounts in millions)

		2015	2016	2017	2018	2019	2020	2021	2022	2023	2024	2025
EDUCATION, TRAINING, EMPLOYMENT, AND SOCIAL SERVICES (500)												
Office of Elementary and Secondary Education												
State fiscal stabilization fund, Recovery Act												
091 1909 0 1 501 AA01 LA LA 03												
Appropriation												
Pres 16	BA:	0	0	0	0	0	0	0	0	0	0	0
Reest	OP:	0	0									
	OT:	0	0	0	0	0	0	0	0	0	0	0
Mar 15	BA:	0	0	0	0	0	0	0	0	0	0	0
Base	OP:	0	0									
	OT:	0	0	0	0	0	0	0	0	0	0	0
Orig	BA:	0	0	0	0	0	0	0	0	0	0	0
Pres	OP:	1,185	0									
	OT:	1,185	0	0	0	0	0	0	0	0	0	0
Reest -	BA:	0	0	0	0	0	0	0	0	0	0	0
Mar15	OP:	0	0									
	OT:	0	0	0	0	0	0	0	0	0	0	0
Reest -	BA:	0	0	0	0	0	0	0	0	0	0	0
Orig	OP:	-1,185	0									
	OT:	-1,185	0	0	0	0	0	0	0	0	0	0
091 1909 0 1 501 DE01 LA LA 03 A STIM09												
Supplemental Emergency												
Pres 16	BA:	0	0	0	0	0	0	0	0	0	0	0
Reest	OP:	1,180	0									
	OT:	1,180	0	0	0	0	0	0	0	0	0	0
Mar 15	BA:	0	0	0	0	0	0	0	0	0	0	0
Base	OP:	1,180	0									
	OT:	1,180	0	0	0	0	0	0	0	0	0	0
Orig	BA:	0	0	0	0	0	0	0	0	0	0	0
Pres	OP:	0	0									
	OT:	0	0	0	0	0	0	0	0	0	0	0
Reest -	BA:	0	0	0	0	0	0	0	0	0	0	0
Mar15	OP:	0	0									
	OT:	0	0	0	0	0	0	0	0	0	0	0
Reest -	BA:	0	0	0	0	0	0	0	0	0	0	0
Orig	OP:	1,180	0									
	OT:	1,180	0	0	0	0	0	0	0	0	0	0



Sorted by FUNC, SFUN, TID, SUB
 (amounts in millions)

		2015	2016	2017	2018	2019	2020	2021	2022	2023	2024	2025
EDUCATION, TRAINING, EMPLOYMENT, AND SOCIAL SERVICES (500)												
Account Total for State fiscal stabilization fund, Recovery Act												
Pres 16	BA:	0	0	0	0	0	0	0	0	0	0	0
Reest	OP:	1,180	0									
	OT:	1,180	0	0	0	0	0	0	0	0	0	0
Mar 15	BA:	0	0	0	0	0	0	0	0	0	0	0
Base	OP:	1,180	0									
	OT:	1,180	0	0	0	0	0	0	0	0	0	0
Orig	BA:	0	0	0	0	0	0	0	0	0	0	0
Pres	OP:	1,185	0									
	OT:	1,185	0	0	0	0	0	0	0	0	0	0
Reest -	BA:	0	0	0	0	0	0	0	0	0	0	0
Mar15	OP:	0	0									
	OT:	0	0	0	0	0	0	0	0	0	0	0
Reest -	BA:	0	0	0	0	0	0	0	0	0	0	0
Orig	OP:	-5	0									
	OT:	-5	0	0	0	0	0	0	0	0	0	0
Subfunction Total for 501 Elementary, secondary, and vocational education (501)												
Pres 16	BA:	39,229	45,033	47,367	50,299	52,296	53,874	54,208	55,545	55,434	54,958	53,660
Reest	OP:	20,120	18,983									
	OT:	40,477	39,734	43,095	46,640	49,730	51,989	53,605	54,722	55,453	55,423	54,837
Mar 15	BA:	39,229	39,519	40,259	41,069	41,872	42,717	43,563	44,447	45,330	46,250	47,175
Base	OP:	20,120	18,983									
	OT:	40,477	39,424	39,884	40,537	41,331	42,155	42,993	43,858	44,735	45,636	46,552
Orig	BA:	39,178	44,945	47,279	50,211	52,208	53,786	54,120	55,457	55,346	54,870	53,572
Pres	OP:	23,143	19,141									
	OT:	43,363	39,694	42,706	46,045	49,380	51,700	53,305	54,466	55,343	55,174	54,533
Reest -	BA:	0	5,514	7,108	9,230	10,424	11,157	10,645	11,098	10,104	8,708	6,485
Mar15	OP:	0	0									
	OT:	0	310	3,211	6,103	8,399	9,834	10,612	10,864	10,718	9,787	8,285
Reest -	BA:	51	88	88	88	88	88	88	88	88	88	88
Orig	OP:	-3,023	-158									
	OT:	-2,886	40	389	595	350	289	300	256	110	249	304



Sorted by FUNC, SFUN, TID, SUB
(amounts in millions)

	2015	2016	2017	2018	2019	2020	2021	2022	2023	2024	2025
EDUCATION, TRAINING, EMPLOYMENT, AND SOCIAL SERVICES (500)											



Sorted by FUNC, SFUN, TID, SUB
 (amounts in millions)

		2015	2016	2017	2018	2019	2020	2021	2022	2023	2024	2025
EDUCATION, TRAINING, EMPLOYMENT, AND SOCIAL SERVICES (500)												
Higher education (502)												
Department of the Interior												
Departmental Offices												
Indian Education Scholarship Holding Fund												
014 2010 0 1 502 BA01 36 92 10 N												
Federal Fund												
Pres 16	BA:	0	0	0	0	0	0	0	0	0	0	0
Reest	OP:	10	10									
	OT:	10	10	0	0	0	0	0	0	0	0	0
Mar 15	BA:	0	0	0	0	0	0	0	0	0	0	0
Base	OP:	10	10									
	OT:	10	10	0	0	0	0	0	0	0	0	0
Orig	BA:	0	0	0	0	0	0	0	0	0	0	0
Pres	OP:	10	10									
	OT:	10	10	0	0	0	0	0	0	0	0	0
Reest -	BA:	0	0	0	0	0	0	0	0	0	0	0
Mar15	OP:	0	0									
	OT:	0	0	0	0	0	0	0	0	0	0	0
Reest -	BA:	0	0	0	0	0	0	0	0	0	0	0
Orig	OP:	0	0									
	OT:	0	0	0	0	0	0	0	0	0	0	0



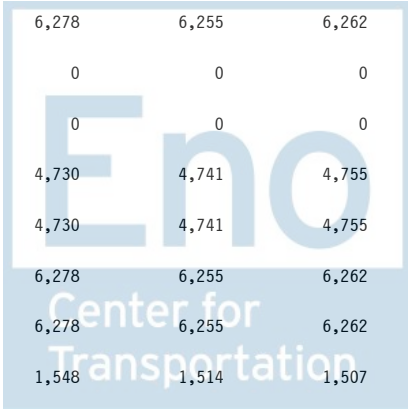
Sorted by FUNC, SFUN, TID, SUB
 (amounts in millions)

		2015	2016	2017	2018	2019	2020	2021	2022	2023	2024	2025
EDUCATION, TRAINING, EMPLOYMENT, AND SOCIAL SERVICES (500)												
Department of the Treasury												
Internal Revenue Service												
Payment Where American Opportunity Credit Exceeds Liability for												
020 0932 0 1 502 BA01 58 78 10 N JCT												
Federal Fund												
Extension of tax credit (including H.R. 8)												
Pres 16	BA:	4,202	4,226	4,250	4,274	0	0	0	0	0	0	0
Reest	OP:	0	0									
	OT:	4,202	4,226	4,250	4,274	0	0	0	0	0	0	0
Mar 15	BA:	4,202	4,226	4,250	4,274	0	0	0	0	0	0	0
Base	OP:	0	0									
	OT:	4,202	4,226	4,250	4,274	0	0	0	0	0	0	0
Orig	BA:	4,295	4,382	4,460	4,530	2,501	0	0	0	0	0	0
Pres	OP:	0	0									
	OT:	4,295	4,382	4,460	4,530	2,501	0	0	0	0	0	0
Reest -	BA:	0	0	0	0	0	0	0	0	0	0	0
Mar15	OP:	0	0									
	OT:	0	0	0	0	0	0	0	0	0	0	0
Reest -	BA:	-93	-156	-210	-256	-2,501	0	0	0	0	0	0
Orig	OP:	0	0									
	OT:	-93	-156	-210	-256	-2,501	0	0	0	0	0	0



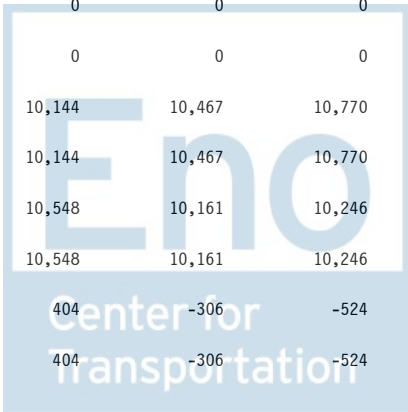
Sorted by FUNC, SFUN, TID, SUB
 (amounts in millions)

		2015	2016	2017	2018	2019	2020	2021	2022	2023	2024	2025
EDUCATION, TRAINING, EMPLOYMENT, AND SOCIAL SERVICES (500)												
020 0932 0 1 502 EA01 58 78 10 JCT												
Proposed Legislation												
change AOTC/repeal Lifetime Learning/Make Pell excludable/Modify tuition reporti												
Pres 16	BA:	0	0	3,914	3,966	3,632	3,810	3,922	4,274	3,910	3,988	4,116
Reest	OP:	0	0									
	OT:	0	0	3,914	3,966	3,632	3,810	3,922	4,274	3,910	3,988	4,116
Mar 15	BA:	0	0	0	0	0	0	0	0	0	0	0
Base	OP:	0	0									
	OT:	0	0	0	0	0	0	0	0	0	0	0
Orig	BA:	0	0	1,862	4,822	4,774	4,829	5,177	5,471	5,785	6,075	6,135
Pres	OP:	0	0									
	OT:	0	0	1,862	4,822	4,774	4,829	5,177	5,471	5,785	6,075	6,135
Reest -	BA:	0	0	3,914	3,966	3,632	3,810	3,922	4,274	3,910	3,988	4,116
Mar15	OP:	0	0									
	OT:	0	0	3,914	3,966	3,632	3,810	3,922	4,274	3,910	3,988	4,116
Reest -	BA:	0	0	2,052	-856	-1,142	-1,019	-1,255	-1,197	-1,875	-2,087	-2,019
Orig	OP:	0	0									
	OT:	0	0	2,052	-856	-1,142	-1,019	-1,255	-1,197	-1,875	-2,087	-2,019
020 0932 0 1 502 EA02 58 78 10 JCT												
Proposed Legislation												
AOTC Extension												
Pres 16	BA:	0	0	0	0	6,279	6,275	6,252	6,278	6,255	6,262	6,280
Reest	OP:	0	0									
	OT:	0	0	0	0	6,279	6,275	6,252	6,278	6,255	6,262	6,280
Mar 15	BA:	0	0	0	0	0	0	0	0	0	0	0
Base	OP:	0	0									
	OT:	0	0	0	0	0	0	0	0	0	0	0
Orig	BA:	0	0	0	0	2,104	4,642	4,696	4,730	4,741	4,755	4,794
Pres	OP:	0	0									
	OT:	0	0	0	0	2,104	4,642	4,696	4,730	4,741	4,755	4,794
Reest -	BA:	0	0	0	0	6,279	6,275	6,252	6,278	6,255	6,262	6,280
Mar15	OP:	0	0									
	OT:	0	0	0	0	6,279	6,275	6,252	6,278	6,255	6,262	6,280
Reest -	BA:	0	0	0	0	4,175	1,633	1,556	1,548	1,514	1,507	1,486
Orig	OP:	0	0									
	OT:	0	0	0	0	4,175	1,633	1,556	1,548	1,514	1,507	1,486



Sorted by FUNC, SFUN, TID, SUB
 (amounts in millions)

		2015	2016	2017	2018	2019	2020	2021	2022	2023	2024	2025
EDUCATION, TRAINING, EMPLOYMENT, AND SOCIAL SERVICES (500)												
020 0932 0 1 502 EA04 58 78 10 JCT												
Proposed Legislation												
Pres 16	BA:	0	0	-3	-3	-3	-4	-4	-4	-4	-4	-4
Reest	OP:	0	0									
	OT:	0	0	-3	-3	-3	-4	-4	-4	-4	-4	-4
Mar 15	BA:	0	0	0	0	0	0	0	0	0	0	0
Base	OP:	0	0									
	OT:	0	0	0	0	0	0	0	0	0	0	0
Orig	BA:	0	-26	-53	-54	-55	-55	-56	-57	-59	-60	-62
Pres	OP:	0	0									
	OT:	0	-26	-53	-54	-55	-55	-56	-57	-59	-60	-62
Reest -	BA:	0	0	-3	-3	-3	-4	-4	-4	-4	-4	-4
Mar15	OP:	0	0									
	OT:	0	0	-3	-3	-3	-4	-4	-4	-4	-4	-4
Reest -	BA:	0	26	50	51	52	51	52	53	55	56	58
Orig	OP:	0	0									
	OT:	0	26	50	51	52	51	52	53	55	56	58
Account Total for Payment Where American Opportunity Credit Exceeds Liability for												
Pres 16	BA:	4,202	4,226	8,161	8,237	9,908	10,081	10,170	10,548	10,161	10,246	10,392
Reest	OP:	0	0									
	OT:	4,202	4,226	8,161	8,237	9,908	10,081	10,170	10,548	10,161	10,246	10,392
Mar 15	BA:	4,202	4,226	4,250	4,274	0	0	0	0	0	0	0
Base	OP:	0	0									
	OT:	4,202	4,226	4,250	4,274	0	0	0	0	0	0	0
Orig	BA:	4,295	4,356	6,269	9,298	9,324	9,416	9,817	10,144	10,467	10,770	10,867
Pres	OP:	0	0									
	OT:	4,295	4,356	6,269	9,298	9,324	9,416	9,817	10,144	10,467	10,770	10,867
Reest -	BA:	0	0	3,911	3,963	9,908	10,081	10,170	10,548	10,161	10,246	10,392
Mar15	OP:	0	0									
	OT:	0	0	3,911	3,963	9,908	10,081	10,170	10,548	10,161	10,246	10,392
Reest -	BA:	-93	-130	1,892	-1,061	584	665	353	404	-306	-524	-475
Orig	OP:	0	0									
	OT:	-93	-130	1,892	-1,061	584	665	353	404	-306	-524	-475



Sorted by FUNC, SFUN, TID, SUB
 (amounts in millions)

		2015	2016	2017	2018	2019	2020	2021	2022	2023	2024	2025
EDUCATION, TRAINING, EMPLOYMENT, AND SOCIAL SERVICES (500)												
District of Columbia												
District of Columbia General and Special Payments												
Federal payment for resident tuition support												
020 1736 0 1 502 AA01 FS FS 03 0												
Appropriation												
Pres 16	BA:	30	40	41	42	42	42	43	44	45	46	47
Reest	OP:	0	0									
	OT:	30	40	41	42	42	42	43	44	45	46	47
Mar 15	BA:	30	30	31	32	32	33	34	34	35	36	36
Base	OP:	0	0									
	OT:	30	30	31	32	32	33	34	34	35	36	36
Orig	BA:	30	40	41	42	42	42	43	44	45	46	47
Pres	OP:	0	0									
	OT:	30	40	41	42	42	42	43	44	45	46	47
Reest -	BA:	0	10	10	10	10	9	9	10	10	10	11
Mar15	OP:	0	0									
	OT:	0	10	10	10	10	9	9	10	10	10	11
Reest -	BA:	0	0	0	0	0	0	0	0	0	0	0
Orig	OP:	0	0									
	OT:	0	0	0	0	0	0	0	0	0	0	0



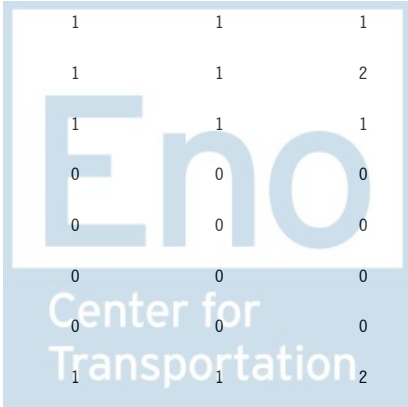
Sorted by FUNC, SFUN, TID, SUB
 (amounts in millions)

		2015	2016	2017	2018	2019	2020	2021	2022	2023	2024	2025
EDUCATION, TRAINING, EMPLOYMENT, AND SOCIAL SERVICES (500)												
Department of Education												
Office of Federal Student Aid												
Student financial assistance												
091 0200 0 1 502 AA01 LA LA 03 N												
Appropriation												
Campus based aid												
Pres 16	BA:	1,723	1,723	1,757	1,793	1,811	1,829	1,865	1,903	1,941	1,979	2,019
Reest	OP:	1,535	1,550									
	OT:	1,707	1,723	1,726	1,760	1,794	1,812	1,832	1,868	1,906	1,944	1,982
Mar 15	BA:	1,723	1,749	1,780	1,816	1,852	1,890	1,928	1,968	2,007	2,049	2,090
Base	OP:	1,535	1,550									
	OT:	1,707	1,725	1,751	1,783	1,819	1,855	1,893	1,931	1,970	2,010	2,052
Orig	BA:	24,198	24,198	24,682	25,176	25,428	25,682	26,195	26,720	27,254	27,798	28,354
Pres	OP:	16,463	21,528									
	OT:	21,158	27,059	26,683	24,789	25,196	25,466	25,779	26,275	26,800	27,337	27,884
Reest -	BA:	0	-26	-23	-23	-41	-61	-63	-65	-66	-70	-71
Mar15	OP:	0	0									
	OT:	0	-2	-25	-23	-25	-43	-61	-63	-64	-66	-70
Reest -	BA:	-22,475	-22,475	-22,925	-23,383	-23,617	-23,853	-24,330	-24,817	-25,313	-25,819	-26,335
Orig	OP:	-14,928	-19,978									
	OT:	-19,451	-25,336	-24,957	-23,029	-23,402	-23,654	-23,947	-24,407	-24,894	-25,393	-25,902



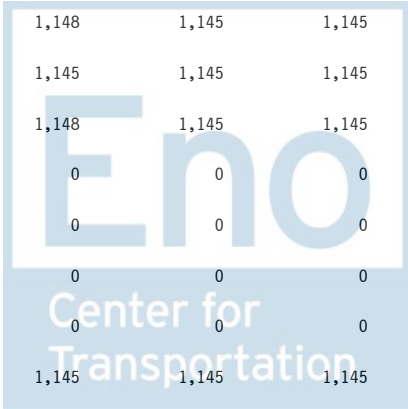
Sorted by FUNC, SFUN, TID, SUB
 (amounts in millions)

		2015	2016	2017	2018	2019	2020	2021	2022	2023	2024	2025
EDUCATION, TRAINING, EMPLOYMENT, AND SOCIAL SERVICES (500)												
091 0200 0 1 502 AA02 LA LA 03 N												
Appropriation												
Pell Grants												
Pres 16	BA:	22,475	22,475	22,925	23,383	23,617	23,853	24,330	24,817	25,313	25,819	26,335
Reest	OP:	18,489	20,195									
	OT:	19,992	25,626	25,219	24,369	24,822	25,162	25,649	26,343	26,865	27,301	27,707
Mar 15	BA:	22,475	22,812	23,217	23,689	24,161	24,655	25,150	25,666	26,183	26,723	27,262
Base	OP:	18,489	20,195									
	OT:	19,992	26,354	26,890	23,395	23,811	24,289	24,784	25,284	25,801	26,324	26,863
Orig	BA:	0	0	0	0	0	0	0	0	0	0	0
Pres	OP:	0	0									
	OT:	0	0	0	0	0	0	0	0	0	0	0
Reest -	BA:	0	-337	-292	-306	-544	-802	-820	-849	-870	-904	-927
Mar15	OP:	0	0									
	OT:	0	-728	-1,671	974	1,011	873	865	1,059	1,064	977	844
Reest -	BA:	22,475	22,475	22,925	23,383	23,617	23,853	24,330	24,817	25,313	25,819	26,335
Orig	OP:	18,489	20,195									
	OT:	19,992	25,626	25,219	24,369	24,822	25,162	25,649	26,343	26,865	27,301	27,707
091 0200 0 1 502 BA02 29 87 10 N												
Federal Fund												
Scholarships for Veterans' Dependents (created in HR 1777)												
Pres 16	BA:	0	0	1	1	1	1	1	1	1	2	2
Reest	OP:	0	0									
	OT:	0	0	0	1	1	1	1	1	1	1	2
Mar 15	BA:	0	0	1	1	1	1	1	1	1	2	2
Base	OP:	0	0									
	OT:	0	0	0	1	1	1	1	1	1	1	2
Orig	BA:	0	0	0	0	0	0	0	0	0	0	0
Pres	OP:	0	0									
	OT:	0	0	0	0	0	0	0	0	0	0	0
Reest -	BA:	0	0	0	0	0	0	0	0	0	0	0
Mar15	OP:	0	0									
	OT:	0	0	0	0	0	0	0	0	0	0	0
Reest -	BA:	0	0	1	1	1	1	1	1	1	2	2
Orig	OP:	0	0									
	OT:	0	0	0	1	1	1	1	1	1	1	2




Sorted by FUNC, SFUN, TID, SUB
 (amounts in millions)

		2015	2016	2017	2018	2019	2020	2021	2022	2023	2024	2025
EDUCATION, TRAINING, EMPLOYMENT, AND SOCIAL SERVICES (500)												
091 0200 0 1 502 BA03 29 87 10 N												
Federal Fund												
Pell Grants: Mandatory Add-on												
Pres 16	BA:	5,684	6,311	7,266	7,359	7,458	7,564	7,702	7,828	7,943	8,094	8,285
Reest	OP:	3,854	4,145									
	OT:	5,388	5,849	6,562	7,281	7,385	7,486	7,600	7,734	7,858	7,983	8,143
Mar 15	BA:	5,684	6,311	7,266	7,359	7,458	7,564	7,702	7,828	7,943	8,094	8,285
Base	OP:	3,854	4,145									
	OT:	5,388	5,849	6,562	7,281	7,385	7,486	7,600	7,734	7,858	7,983	8,143
Orig	BA:	6,712	6,519	8,960	8,881	9,052	9,167	8,980	9,068	9,175	9,283	9,402
Pres	OP:	8,439	4,233									
	OT:	10,907	5,928	7,145	8,914	8,926	9,080	9,118	9,005	9,095	9,202	9,313
Reest -	BA:	0	0	0	0	0	0	0	0	0	0	0
Mar15	OP:	0	0									
	OT:	0	0	0	0	0	0	0	0	0	0	0
Reest -	BA:	-1,028	-208	-1,694	-1,522	-1,594	-1,603	-1,278	-1,240	-1,232	-1,189	-1,117
Orig	OP:	-4,585	-88									
	OT:	-5,519	-79	-583	-1,633	-1,541	-1,594	-1,518	-1,271	-1,237	-1,219	-1,170
091 0200 0 1 502 BA05 29 87 10 N												
Federal Fund												
Direct Appropriation for Discretionary Pell in HEA												
Pres 16	BA:	0	0	1,574	1,382	1,409	1,430	1,145	1,145	1,145	1,145	1,145
Reest	OP:	5,712	6									
	OT:	5,712	6	425	1,506	1,391	1,414	1,353	1,148	1,145	1,145	1,145
Mar 15	BA:	0	0	1,574	1,382	1,409	1,430	1,145	1,145	1,145	1,145	1,145
Base	OP:	5,712	6									
	OT:	5,712	6	425	1,506	1,391	1,414	1,353	1,148	1,145	1,145	1,145
Orig	BA:	0	0	0	0	0	0	0	0	0	0	0
Pres	OP:	0	0									
	OT:	0	0	0	0	0	0	0	0	0	0	0
Reest -	BA:	0	0	0	0	0	0	0	0	0	0	0
Mar15	OP:	0	0									
	OT:	0	0	0	0	0	0	0	0	0	0	0
Reest -	BA:	0	0	1,574	1,382	1,409	1,430	1,145	1,145	1,145	1,145	1,145
Orig	OP:	5,712	6									
	OT:	5,712	6	425	1,506	1,391	1,414	1,353	1,148	1,145	1,145	1,145



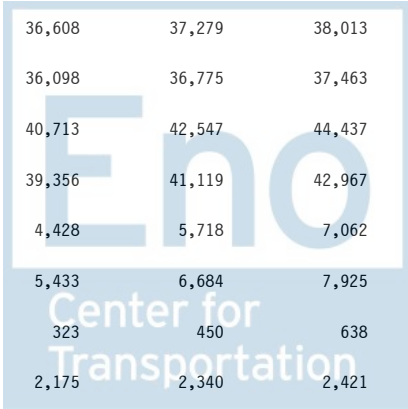
Sorted by FUNC, SFUN, TID, SUB
 (amounts in millions)

		2015	2016	2017	2018	2019	2020	2021	2022	2023	2024	2025
EDUCATION, TRAINING, EMPLOYMENT, AND SOCIAL SERVICES (500)												
091 0200 0 1 502 EA01 29 87 10												
Proposed Legislation												
Changes to Mandatory Pell Addon												
Pres 16	BA:	0	-39	-50	885	1,872	2,979	4,109	5,334	6,646	8,029	9,512
Reest	OP:	0	0									
	OT:	0	-11	-42	202	1,143	2,161	3,273	4,429	5,676	7,006	8,415
Mar 15	BA:	0	0	0	0	0	0	0	0	0	0	0
Base	OP:	0	0									
	OT:	0	0	0	0	0	0	0	0	0	0	0
Orig	BA:	0	-60	-46	785	1,735	2,730	3,791	4,925	6,118	7,356	8,677
Pres	OP:	0	0									
	OT:	0	-16	-56	170	1,023	1,984	2,996	4,076	5,224	6,428	7,687
Reest -	BA:	0	-39	-50	885	1,872	2,979	4,109	5,334	6,646	8,029	9,512
Mar15	OP:	0	0									
	OT:	0	-11	-42	202	1,143	2,161	3,273	4,429	5,676	7,006	8,415
Reest -	BA:	0	21	-4	100	137	249	318	409	528	673	835
Orig	OP:	0	0									
	OT:	0	5	14	32	120	177	277	353	452	578	728
091 0200 0 1 502 EA02 29 87 10												
Proposed Legislation												
Proposed Additional Appropriation for the Supplement to Discretionary Pell												
Pres 16	BA:	0	0	27	0	0	0	9	9	9	9	9
Reest	OP:	0	0									
	OT:	0	0	8	20	0	0	2	9	9	9	9
Mar 15	BA:	0	0	0	0	0	0	0	0	0	0	0
Base	OP:	0	0									
	OT:	0	0	0	0	0	0	0	0	0	0	0
Orig	BA:	0	0	0	0	0	0	0	0	0	0	0
Pres	OP:	0	0									
	OT:	0	0	0	0	0	0	0	0	0	0	0
Reest -	BA:	0	0	27	0	0	0	9	9	9	9	9
Mar15	OP:	0	0									
	OT:	0	0	8	20	0	0	2	9	9	9	9
Reest -	BA:	0	0	27	0	0	0	9	9	9	9	9
Orig	OP:	0	0									
	OT:	0	0	8	20	0	0	2	9	9	9	9



Sorted by FUNC, SFUN, TID, SUB
 (amounts in millions)

		2015	2016	2017	2018	2019	2020	2021	2022	2023	2024	2025
EDUCATION, TRAINING, EMPLOYMENT, AND SOCIAL SERVICES (500)												
091 0200 0 1 502 EA03 29 87 10												
Proposed Legislation												
Move Service Grants (BA02) to Pell Grants												
Pres 16	BA:	0	0	-1	-1	-1	-1	-1	-1	-1	-2	-2
Reest	OP:	0	0									
	OT:	0	0	0	-1	-1	-1	-1	-1	-1	-1	-2
Mar 15	BA:	0	0	0	0	0	0	0	0	0	0	0
Base	OP:	0	0									
	OT:	0	0	0	0	0	0	0	0	0	0	0
Orig	BA:	0	0	0	0	0	0	0	0	0	0	0
Pres	OP:	0	0									
	OT:	0	0	0	0	0	0	0	0	0	0	0
Reest -	BA:	0	0	-1	-1	-1	-1	-1	-1	-1	-2	-2
Mar15	OP:	0	0									
	OT:	0	0	0	-1	-1	-1	-1	-1	-1	-1	-2
Reest -	BA:	0	0	-1	-1	-1	-1	-1	-1	-1	-2	-2
Orig	OP:	0	0									
	OT:	0	0	0	-1	-1	-1	-1	-1	-1	-1	-2
Account Total for Student financial assistance												
Pres 16	BA:	29,882	30,470	33,499	34,802	36,167	37,655	39,160	41,036	42,997	45,075	47,305
Reest	OP:	29,590	25,896									
	OT:	32,799	33,193	33,898	35,138	36,535	38,035	39,709	41,531	43,459	45,388	47,401
Mar 15	BA:	29,882	30,872	33,838	34,247	34,881	35,540	35,926	36,608	37,279	38,013	38,784
Base	OP:	29,590	25,896									
	OT:	32,799	33,934	35,628	33,966	34,407	35,045	35,631	36,098	36,775	37,463	38,205
Orig	BA:	30,910	30,657	33,596	34,842	36,215	37,579	38,966	40,713	42,547	44,437	46,433
Pres	OP:	24,902	25,761									
	OT:	32,065	32,971	33,772	33,873	35,145	36,530	37,893	39,356	41,119	42,967	44,884
Reest -	BA:	0	-402	-339	555	1,286	2,115	3,234	4,428	5,718	7,062	8,521
Mar15	OP:	0	0									
	OT:	0	-741	-1,730	1,172	2,128	2,990	4,078	5,433	6,684	7,925	9,196
Reest -	BA:	-1,028	-187	-97	-40	-48	76	194	323	450	638	872
Orig	OP:	4,688	135									
	OT:	734	222	126	1,265	1,390	1,505	1,816	2,175	2,340	2,421	2,517




Sorted by FUNC, SFUN, TID, SUB
 (amounts in millions)

		2015	2016	2017	2018	2019	2020	2021	2022	2023	2024	2025
EDUCATION, TRAINING, EMPLOYMENT, AND SOCIAL SERVICES (500)												
Office of Postsecondary Education												
Higher education												
091 0201 0 1 502 AA01 LA LA 03 0												
Appropriation												
Pres 16	BA:	1,925	2,072	2,113	2,156	2,177	2,199	2,243	2,288	2,334	2,380	2,428
Reest	OP:	1,792	1,812									
	OT:	1,892	1,920	2,034	2,091	2,142	2,169	2,193	2,231	2,274	2,320	2,366
Mar 15	BA:	1,925	1,954	1,989	2,029	2,069	2,112	2,154	2,198	2,243	2,289	2,335
Base	OP:	1,792	1,812									
	OT:	1,892	1,914	1,948	1,979	2,017	2,057	2,099	2,141	2,185	2,229	2,275
Orig	BA:	1,925	2,072	2,113	2,156	2,177	2,199	2,243	2,288	2,334	2,380	2,428
Pres	OP:	1,756	1,830									
	OT:	1,814	1,892	2,013	2,093	2,135	2,167	2,190	2,228	2,271	2,315	2,362
Reest -	BA:	0	118	124	127	108	87	89	90	91	91	93
Mar15	OP:	0	0									
	OT:	0	6	86	112	125	112	94	90	89	91	91
Reest -	BA:	0	0	0	0	0	0	0	0	0	0	0
Orig	OP:	36	-18									
	OT:	78	28	21	-2	7	2	3	3	3	5	4




Sorted by FUNC, SFUN, TID, SUB
 (amounts in millions)

		2015	2016	2017	2018	2019	2020	2021	2022	2023	2024	2025
EDUCATION, TRAINING, EMPLOYMENT, AND SOCIAL SERVICES (500)												
091 0201 0 1 502 BA01 29 87 10 A												
Federal Fund												
Upward Bound Mandatory Appropriation (PL 110-84)												
Pres 16	BA:	0	0	0	0	0	0	0	0	0	0	0
Reest	OP:	3	0									
	OT:	3	0	0	0	0	0	0	0	0	0	0
Mar 15	BA:	0	0	0	0	0	0	0	0	0	0	0
Base	OP:	3	0									
	OT:	3	0	0	0	0	0	0	0	0	0	0
Orig	BA:	0	0	0	0	0	0	0	0	0	0	0
Pres	OP:	0	0									
	OT:	0	0	0	0	0	0	0	0	0	0	0
Reest -	BA:	0	0	0	0	0	0	0	0	0	0	0
Mar15	OP:	0	0									
	OT:	0	0	0	0	0	0	0	0	0	0	0
Reest -	BA:	0	0	0	0	0	0	0	0	0	0	0
Orig	OP:	3	0									
	OT:	3	0	0	0	0	0	0	0	0	0	0
091 0201 0 1 502 BA02 29 87 10 A												
Federal Fund												
Appropriation for HBCU and MSI program (PL 110-84)												
Pres 16	BA:	255	255	255	255	255	0	0	0	0	0	0
Reest	OP:	248	253									
	OT:	251	256	255	255	255	252	138	23	3	0	0
Mar 15	BA:	255	255	255	255	255	0	0	0	0	0	0
Base	OP:	248	253									
	OT:	251	256	255	255	255	252	138	23	3	0	0
Orig	BA:	236	255	255	255	255	0	0	0	0	0	0
Pres	OP:	427	282									
	OT:	434	290	262	257	255	247	87	15	8	0	0
Reest -	BA:	0	0	0	0	0	0	0	0	0	0	0
Mar15	OP:	0	0									
	OT:	0	0	0	0	0	0	0	0	0	0	0
Reest -	BA:	19	0	0	0	0	0	0	0	0	0	0
Orig	OP:	-179	-29									
	OT:	-183	-34	-7	-2	0	5	51	8	-5	0	0




Sorted by FUNC, SFUN, TID, SUB
 (amounts in millions)

		2015	2016	2017	2018	2019	2020	2021	2022	2023	2024	2025
EDUCATION, TRAINING, EMPLOYMENT, AND SOCIAL SERVICES (500)												
091 0201 0 1 502 BA03 29 87 10 A												
Federal Fund												
College Access Challenge Grants (PL 110-84)												
Pres 16	BA:	0	0	0	0	0	0	0	0	0	0	0
Reest	OP:	100	65		0	0	0	0	0	0	0	0
	OT:	100	65	14	0	0	0	0	0	0	0	0
Mar 15	BA:	0	0	0	0	0	0	0	0	0	0	0
Base	OP:	100	65		0	0	0	0	0	0	0	0
	OT:	100	65	14	0	0	0	0	0	0	0	0
Orig	BA:	0	0	0	0	0	0	0	0	0	0	0
Pres	OP:	0	0		0	0	0	0	0	0	0	0
	OT:	0	0	0	0	0	0	0	0	0	0	0
Reest -	BA:	0	0	0	0	0	0	0	0	0	0	0
Mar15	OP:	0	0		0	0	0	0	0	0	0	0
	OT:	0	0	0	0	0	0	0	0	0	0	0
Reest -	BA:	0	0	0	0	0	0	0	0	0	0	0
Orig	OP:	100	65		0	0	0	0	0	0	0	0
	OT:	100	65	14	0	0	0	0	0	0	0	0
091 0201 0 1 502 BA05 29 87 10 A												
Federal Fund												
Prmtng PostBac Opps for His Ams & MA Deg Progs HBCUs/PBIs (PL 110-315)												
Pres 16	BA:	0	0	0	0	0	0	0	0	0	0	0
Reest	OP:	18	11		0	0	0	0	0	0	0	0
	OT:	18	11	3	0	0	0	0	0	0	0	0
Mar 15	BA:	0	0	0	0	0	0	0	0	0	0	0
Base	OP:	18	11		0	0	0	0	0	0	0	0
	OT:	18	11	3	0	0	0	0	0	0	0	0
Orig	BA:	0	0	0	0	0	0	0	0	0	0	0
Pres	OP:	0	0		0	0	0	0	0	0	0	0
	OT:	0	0	0	0	0	0	0	0	0	0	0
Reest -	BA:	0	0	0	0	0	0	0	0	0	0	0
Mar15	OP:	0	0		0	0	0	0	0	0	0	0
	OT:	0	0	0	0	0	0	0	0	0	0	0
Reest -	BA:	0	0	0	0	0	0	0	0	0	0	0
Orig	OP:	18	11		0	0	0	0	0	0	0	0
	OT:	18	11	3	0	0	0	0	0	0	0	0




Sorted by FUNC, SFUN, TID, SUB
 (amounts in millions)

		2015	2016	2017	2018	2019	2020	2021	2022	2023	2024	2025
EDUCATION, TRAINING, EMPLOYMENT, AND SOCIAL SERVICES (500)												
091 0201 0 1 502 BS01 29 87 10 A												
Sequester												
Pres 16	BA:	-19	0	0	0	0	0	0	0	0	0	0
Reest	OP:	-18	-14									
	OT:	-19	-14	-2	0	0	0	0	0	0	0	0
Mar 15	BA:	-19	-17	0	0	0	0	0	0	0	0	0
Base	OP:	-18	-14									
	OT:	-19	-15	-12	-2	0	0	0	0	0	0	0
Orig	BA:	0	0	0	0	0	0	0	0	0	0	0
Pres	OP:	0	0									
	OT:	0	0	0	0	0	0	0	0	0	0	0
Reest -	BA:	0	17	0	0	0	0	0	0	0	0	0
Mar15	OP:	0	0									
	OT:	0	1	10	2	0	0	0	0	0	0	0
Reest -	BA:	-19	0	0	0	0	0	0	0	0	0	0
Orig	OP:	-18	-14									
	OT:	-19	-14	-2	0	0	0	0	0	0	0	0
091 0201 0 1 502 DE01 LA LA 03 A STIM09												
Supplemental Emergency												
Pres 16	BA:	0	0	0	0	0	0	0	0	0	0	0
Reest	OP:	20	0									
	OT:	20	0	0	0	0	0	0	0	0	0	0
Mar 15	BA:	0	0	0	0	0	0	0	0	0	0	0
Base	OP:	20	0									
	OT:	20	0	0	0	0	0	0	0	0	0	0
Orig	BA:	0	0	0	0	0	0	0	0	0	0	0
Pres	OP:	0	0									
	OT:	0	0	0	0	0	0	0	0	0	0	0
Reest -	BA:	0	0	0	0	0	0	0	0	0	0	0
Mar15	OP:	0	0									
	OT:	0	0	0	0	0	0	0	0	0	0	0
Reest -	BA:	0	0	0	0	0	0	0	0	0	0	0
Orig	OP:	20	0									
	OT:	20	0	0	0	0	0	0	0	0	0	0



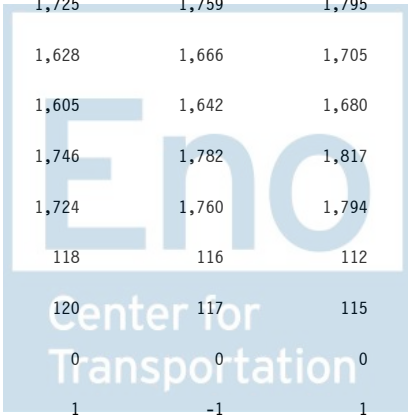
Sorted by FUNC, SFUN, TID, SUB
 (amounts in millions)

		2015	2016	2017	2018	2019	2020	2021	2022	2023	2024	2025
EDUCATION, TRAINING, EMPLOYMENT, AND SOCIAL SERVICES (500)												
091 0201 0 1 502 EA01 29 87 10												
Proposed Legislation												
America's College Promise (Community College Funding)												
Pres 16	BA:	0	1,365	3,020	3,854	5,395	7,061	8,085	10,182	13,018	13,583	14,171
Reest	OP:	0	0									
	OT:	0	41	951	2,401	3,477	4,822	6,408	7,653	9,443	11,914	13,175
Mar 15	BA:	0	0	0	0	0	0	0	0	0	0	0
Base	OP:	0	0									
	OT:	0	0	0	0	0	0	0	0	0	0	0
Orig	BA:	0	2,012	3,691	4,535	6,084	7,757	8,792	10,897	13,741	14,314	14,911
Pres	OP:	0	0									
	OT:	0	164	1,311	2,882	4,148	5,506	7,100	8,355	10,152	12,633	13,902
Reest -	BA:	0	1,365	3,020	3,854	5,395	7,061	8,085	10,182	13,018	13,583	14,171
Mar15	OP:	0	0									
	OT:	0	41	951	2,401	3,477	4,822	6,408	7,653	9,443	11,914	13,175
Reest -	BA:	0	-647	-671	-681	-689	-696	-707	-715	-723	-731	-740
Orig	OP:	0	0									
	OT:	0	-123	-360	-481	-671	-684	-692	-702	-709	-719	-727
091 0201 0 1 502 EA02 29 87 10												
Proposed Legislation												
College Opportunity and Graduation Bonus												
Pres 16	BA:	0	647	671	681	689	696	707	715	723	731	740
Reest	OP:	0	0									
	OT:	0	123	360	481	671	684	692	702	709	719	727
Mar 15	BA:	0	0	0	0	0	0	0	0	0	0	0
Base	OP:	0	0									
	OT:	0	0	0	0	0	0	0	0	0	0	0
Orig	BA:	0	0	0	0	0	0	0	0	0	0	0
Pres	OP:	0	0									
	OT:	0	0	0	0	0	0	0	0	0	0	0
Reest -	BA:	0	647	671	681	689	696	707	715	723	731	740
Mar15	OP:	0	0									
	OT:	0	123	360	481	671	684	692	702	709	719	727
Reest -	BA:	0	647	671	681	689	696	707	715	723	731	740
Orig	OP:	0	0									
	OT:	0	123	360	481	671	684	692	702	709	719	727



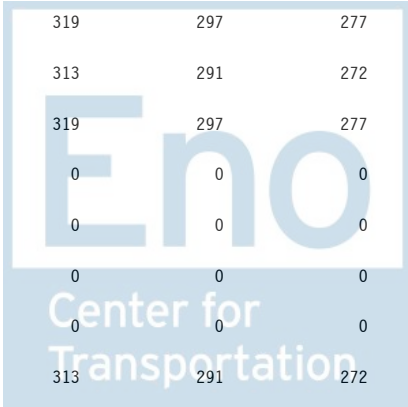
Sorted by FUNC, SFUN, TID, SUB
 (amounts in millions)

		2015	2016	2017	2018	2019	2020	2021	2022	2023	2024	2025
EDUCATION, TRAINING, EMPLOYMENT, AND SOCIAL SERVICES (500)												
Account Total for Higher education												
Pres 16	BA:	2,161	4,339	6,059	6,946	8,516	9,956	11,035	13,185	16,075	16,694	17,339
Reest	OP:	2,163	2,127									
	OT:	2,265	2,402	3,615	5,228	6,545	7,927	9,431	10,609	12,429	14,953	16,268
Mar 15	BA:	2,161	2,192	2,244	2,284	2,324	2,112	2,154	2,198	2,243	2,289	2,335
Base	OP:	2,163	2,127									
	OT:	2,265	2,231	2,208	2,232	2,272	2,309	2,237	2,164	2,188	2,229	2,275
Orig	BA:	2,161	4,339	6,059	6,946	8,516	9,956	11,035	13,185	16,075	16,694	17,339
Pres	OP:	2,183	2,112									
	OT:	2,248	2,346	3,586	5,232	6,538	7,920	9,377	10,598	12,431	14,948	16,264
Reest -	BA:	0	2,147	3,815	4,662	6,192	7,844	8,881	10,987	13,832	14,405	15,004
Mar15	OP:	0	0									
	OT:	0	171	1,407	2,996	4,273	5,618	7,194	8,445	10,241	12,724	13,993
Reest -	BA:	0	0	0	0	0	0	0	0	0	0	0
Orig	OP:	-20	15									
	OT:	17	56	29	-4	7	7	54	11	-2	5	4
Office of Federal Student Aid												
Student aid administration												
091 0202 0 1 502 AA01 LA LA 03 0												
Appropriation												
Pres 16	BA:	1,397	1,582	1,614	1,646	1,662	1,678	1,713	1,746	1,782	1,817	1,854
Reest	OP:	514	604									
	OT:	1,268	1,458	1,565	1,619	1,649	1,667	1,694	1,725	1,759	1,795	1,831
Mar 15	BA:	1,397	1,422	1,451	1,485	1,519	1,555	1,591	1,628	1,666	1,705	1,744
Base	OP:	514	604									
	OT:	1,268	1,372	1,425	1,464	1,497	1,532	1,568	1,605	1,642	1,680	1,719
Orig	BA:	1,397	1,582	1,614	1,646	1,662	1,678	1,713	1,746	1,782	1,817	1,854
Pres	OP:	469	582									
	OT:	1,232	1,435	1,566	1,617	1,648	1,667	1,694	1,724	1,760	1,794	1,830
Reest -	BA:	0	160	163	161	143	123	122	118	116	112	110
Mar15	OP:	0	0									
	OT:	0	86	140	155	152	135	126	120	117	115	112
Reest -	BA:	0	0	0	0	0	0	0	0	0	0	0
Orig	OP:	45	22									
	OT:	36	23	-1	2	1	0	0	1	-1	1	1



Sorted by FUNC, SFUN, TID, SUB
 (amounts in millions)

		2015	2016	2017	2018	2019	2020	2021	2022	2023	2024	2025
EDUCATION, TRAINING, EMPLOYMENT, AND SOCIAL SERVICES (500)												
091 0202 0 1 502 BA01 29 87 10 N												
Federal Fund												
Mandatory Student Aid Administration Direct Loans												
Pres 16	BA:	1,252	1,387	1,483	1,541	1,570	1,613	1,642	1,686	1,729	1,773	1,818
Reest	OP:	361	353									
	OT:	1,300	1,393	1,470	1,526	1,562	1,602	1,635	1,675	1,719	1,762	1,807
Mar 15	BA:	1,252	1,387	1,483	1,541	1,570	1,613	1,642	1,686	1,729	1,773	1,818
Base	OP:	361	353									
	OT:	1,300	1,393	1,470	1,526	1,562	1,602	1,635	1,675	1,719	1,762	1,807
Orig	BA:	0	0	0	0	0	0	0	0	0	0	0
Pres	OP:	12	3									
	OT:	12	3	1	0	0	0	0	0	0	0	0
Reest -	BA:	0	0	0	0	0	0	0	0	0	0	0
Mar15	OP:	0	0									
	OT:	0	0	0	0	0	0	0	0	0	0	0
Reest -	BA:	1,252	1,387	1,483	1,541	1,570	1,613	1,642	1,686	1,729	1,773	1,818
Orig	OP:	349	350									
	OT:	1,288	1,390	1,469	1,526	1,562	1,602	1,635	1,675	1,719	1,762	1,807
091 0202 0 1 502 BA02 29 87 10 N												
Federal Fund												
Mandatory Student Aid Administration Guaranteed Loans												
Pres 16	BA:	510	477	447	418	389	362	336	313	291	272	254
Reest	OP:	136	127									
	OT:	518	485	455	425	396	369	343	319	297	277	258
Mar 15	BA:	510	477	447	418	389	362	336	313	291	272	254
Base	OP:	136	127									
	OT:	518	485	455	425	396	369	343	319	297	277	258
Orig	BA:	0	0	0	0	0	0	0	0	0	0	0
Pres	OP:	0	0									
	OT:	0	0	0	0	0	0	0	0	0	0	0
Reest -	BA:	0	0	0	0	0	0	0	0	0	0	0
Mar15	OP:	0	0									
	OT:	0	0	0	0	0	0	0	0	0	0	0
Reest -	BA:	510	477	447	418	389	362	336	313	291	272	254
Orig	OP:	136	127									
	OT:	518	485	455	425	396	369	343	319	297	277	258




Sorted by FUNC, SFUN, TID, SUB
 (amounts in millions)

		2015	2016	2017	2018	2019	2020	2021	2022	2023	2024	2025
EDUCATION, TRAINING, EMPLOYMENT, AND SOCIAL SERVICES (500)												
Account Total for Student aid administration												
Pres 16	BA:	3,159	3,446	3,544	3,605	3,621	3,653	3,691	3,745	3,802	3,862	3,926
Reest	OP:	1,011	1,084		3,570	3,607	3,638	3,672	3,719	3,775	3,834	3,896
	OT:	3,086	3,336	3,490								
Mar 15	BA:	3,159	3,286	3,381	3,444	3,478	3,530	3,569	3,627	3,686	3,750	3,816
Base	OP:	1,011	1,084		3,415	3,455	3,503	3,546	3,599	3,658	3,719	3,784
	OT:	3,086	3,250	3,350								
Orig	BA:	1,397	1,582	1,614	1,646	1,662	1,678	1,713	1,746	1,782	1,817	1,854
Pres	OP:	481	585		1,617	1,648	1,667	1,694	1,724	1,760	1,794	1,830
	OT:	1,244	1,438	1,567								
Reest -	BA:	0	160	163	161	143	123	122	118	116	112	110
Mar15	OP:	0	0		155	152	135	126	120	117	115	112
	OT:	0	86	140								
Reest -	BA:	1,762	1,864	1,930	1,959	1,959	1,975	1,978	1,999	2,020	2,045	2,072
Orig	OP:	530	499		1,953	1,959	1,971	1,978	1,995	2,015	2,040	2,066
	OT:	1,842	1,898	1,923								
TEACH Grant Program Account												
091 0206 0 1 502 BA01 29 87 10 N SD												
Federal Fund												
TEACH Grants												
Pres 16	BA:	60	60	65	65	65	65	65	65	65	65	65
Reest	OP:	44	44		65	65	65	65	65	65	65	65
	OT:	60	60	60								
Mar 15	BA:	60	60	65	65	65	65	65	65	65	65	65
Base	OP:	44	44		65	65	65	65	65	65	65	65
	OT:	60	60	60								
Orig	BA:	14	12	13	15	17	18	19	19	20	20	20
Pres	OP:	4	5		14	14	17	20	19	21	21	19
	OT:	13	13	14								
Reest -	BA:	0	0	0	0	0	0	0	0	0	0	0
Mar15	OP:	0	0		0	0	0	0	0	0	0	0
	OT:	0	0	0								
Reest -	BA:	46	48	52	50	48	47	46	45	45	45	45
Orig	OP:	40	39		51	48	48	45	46	44	44	46
	OT:	47	47	46								



Sorted by FUNC, SFUN, TID, SUB
 (amounts in millions)

		2015	2016	2017	2018	2019	2020	2021	2022	2023	2024	2025
EDUCATION, TRAINING, EMPLOYMENT, AND SOCIAL SERVICES (500)												
091 0206 0 1 502 BA02 29 87 10 N RD												
Federal Fund												
Pres 16	BA:	-31	0	0	0	0	0	0	0	0	0	0
Reest	OP:	0	0									
	OT:	-31	0	0	0	0	0	0	0	0	0	0
Mar 15	BA:	-31	0	0	0	0	0	0	0	0	0	0
Base	OP:	0	0									
	OT:	-31	0	0	0	0	0	0	0	0	0	0
Orig	BA:	-31	0	0	0	0	0	0	0	0	0	0
Pres	OP:	0	0									
	OT:	-31	0	0	0	0	0	0	0	0	0	0
Reest -	BA:	0	0	0	0	0	0	0	0	0	0	0
Mar15	OP:	0	0									
	OT:	0	0	0	0	0	0	0	0	0	0	0
Reest -	BA:	0	0	0	0	0	0	0	0	0	0	0
Orig	OP:	0	0									
	OT:	0	0	0	0	0	0	0	0	0	0	0
091 0206 0 1 502 BS01 29 87 10 A												
Sequester												
Pres 16	BA:	-6	0	0	0	0	0	0	0	0	0	0
Reest	OP:	0	-4									
	OT:	-2	-4	0	0	0	0	0	0	0	0	0
Mar 15	BA:	-6	-1	0	0	0	0	0	0	0	0	0
Base	OP:	0	-4									
	OT:	-2	-4	-1	0	0	0	0	0	0	0	0
Orig	BA:	0	0	0	0	0	0	0	0	0	0	0
Pres	OP:	0	0									
	OT:	0	0	0	0	0	0	0	0	0	0	0
Reest -	BA:	0	1	0	0	0	0	0	0	0	0	0
Mar15	OP:	0	0									
	OT:	0	0	1	0	0	0	0	0	0	0	0
Reest -	BA:	-6	0	0	0	0	0	0	0	0	0	0
Orig	OP:	0	-4									
	OT:	-2	-4	0	0	0	0	0	0	0	0	0



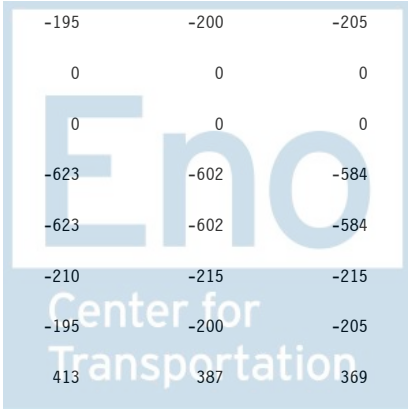
Sorted by FUNC, SFUN, TID, SUB
 (amounts in millions)

		2015	2016	2017	2018	2019	2020	2021	2022	2023	2024	2025
EDUCATION, TRAINING, EMPLOYMENT, AND SOCIAL SERVICES (500)												
Account Total for TEACH Grant Program Account												
Pres 16	BA:	23	60	65	65	65	65	65	65	65	65	65
Reest	OP:	44	40									
	OT:	27	56	60	65	65	65	65	65	65	65	65
Mar 15	BA:	23	59	65	65	65	65	65	65	65	65	65
Base	OP:	44	40									
	OT:	27	56	59	65	65	65	65	65	65	65	65
Orig	BA:	-17	12	13	15	17	18	19	20	20	20	20
Pres	OP:	4	5									
	OT:	-18	13	14	14	17	17	20	19	21	21	19
Reest -	BA:	0	1	0	0	0	0	0	0	0	0	0
Mar15	OP:	0	0									
	OT:	0	0	1	0	0	0	0	0	0	0	0
Reest -	BA:	40	48	52	50	48	47	46	45	45	45	45
Orig	OP:	40	35									
	OT:	45	43	46	51	48	48	45	46	44	44	46
Perkins loan assets												
091 0219 0 1 502 BA01 29 87 10 N												
Federal Fund												
Pres 16	BA:	0	-269	-79	-294	-533	-714	-741	-671	-590	-527	-420
Reest	OP:	0	0									
	OT:	0	-269	-79	-294	-533	-714	-741	-671	-590	-527	-420
Mar 15	BA:	0	-269	-79	-294	-533	-714	-741	-671	-590	-527	-420
Base	OP:	0	0									
	OT:	0	-269	-79	-294	-533	-714	-741	-671	-590	-527	-420
Orig	BA:	0	-269	-79	-294	-533	-714	-741	-671	-590	-527	-420
Pres	OP:	0	0									
	OT:	0	-269	-79	-294	-533	-714	-741	-671	-590	-527	-420
Reest -	BA:	0	0	0	0	0	0	0	0	0	0	0
Mar15	OP:	0	0									
	OT:	0	0	0	0	0	0	0	0	0	0	0
Reest -	BA:	0	0	0	0	0	0	0	0	0	0	0
Orig	OP:	0	0									
	OT:	0	0	0	0	0	0	0	0	0	0	0




Sorted by FUNC, SFUN, TID, SUB
 (amounts in millions)

		2015	2016	2017	2018	2019	2020	2021	2022	2023	2024	2025
EDUCATION, TRAINING, EMPLOYMENT, AND SOCIAL SERVICES (500)												
091 0219 0 1 502 EA04 XX XX 10 SD												
Proposed Legislation												
Mandatory Administrative Costs												
Pres 16	BA:	0	0	0	0	5	10	15	25	30	40	45
Reest	OP:	0	0									
	OT:	0	0	0	0	0	5	15	20	30	35	40
Mar 15	BA:	0	0	0	0	0	0	0	0	0	0	0
Base	OP:	0	0									
	OT:	0	0	0	0	0	0	0	0	0	0	0
Orig	BA:	0	0	0	0	0	0	0	0	0	0	0
Pres	OP:	0	0									
	OT:	0	0	0	0	0	0	0	0	0	0	0
Reest -	BA:	0	0	0	0	5	10	15	25	30	40	45
Mar15	OP:	0	0									
	OT:	0	0	0	0	0	5	15	20	30	35	40
Reest -	BA:	0	0	0	0	5	10	15	25	30	40	45
Orig	OP:	0	0									
	OT:	0	0	0	0	0	5	15	20	30	35	40
091 0219 0 1 502 EA05 XX XX 10 SD												
Proposed Legislation												
New Perkins Loan Program												
Pres 16	BA:	0	-355	-425	-340	-250	-190	-205	-210	-215	-215	-215
Reest	OP:	0	0									
	OT:	0	-215	-375	-350	-265	-200	-190	-195	-200	-205	-200
Mar 15	BA:	0	0	0	0	0	0	0	0	0	0	0
Base	OP:	0	0									
	OT:	0	0	0	0	0	0	0	0	0	0	0
Orig	BA:	0	-418	-1,138	-944	-830	-736	-652	-623	-602	-584	-560
Pres	OP:	0	0									
	OT:	0	-418	-1,138	-944	-830	-736	-652	-623	-602	-584	-560
Reest -	BA:	0	-355	-425	-340	-250	-190	-205	-210	-215	-215	-215
Mar15	OP:	0	0									
	OT:	0	-215	-375	-350	-265	-200	-190	-195	-200	-205	-200
Reest -	BA:	0	63	713	604	580	546	447	413	387	369	345
Orig	OP:	0	0									
	OT:	0	203	763	594	565	536	462	428	402	379	360



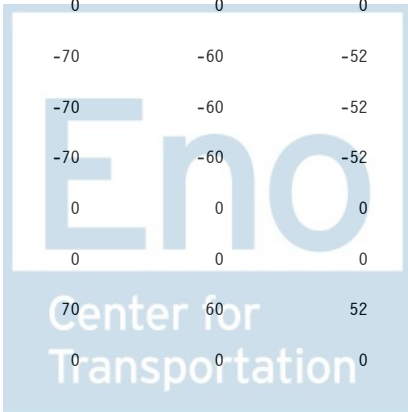
Sorted by FUNC, SFUN, TID, SUB
 (amounts in millions)

		2015	2016	2017	2018	2019	2020	2021	2022	2023	2024	2025
EDUCATION, TRAINING, EMPLOYMENT, AND SOCIAL SERVICES (500)												
Account Total for Perkins loan assets												
Pres 16	BA:	0	-624	-504	-634	-778	-894	-931	-856	-775	-702	-590
Reest	OP:	0	0									
	OT:	0	-484	-454	-644	-798	-909	-916	-846	-760	-697	-580
Mar 15	BA:	0	-269	-79	-294	-533	-714	-741	-671	-590	-527	-420
Base	OP:	0	0									
	OT:	0	-269	-79	-294	-533	-714	-741	-671	-590	-527	-420
Orig	BA:	0	-687	-1,217	-1,238	-1,363	-1,450	-1,393	-1,294	-1,192	-1,111	-980
Pres	OP:	0	0									
	OT:	0	-687	-1,217	-1,238	-1,363	-1,450	-1,393	-1,294	-1,192	-1,111	-980
Reest -	BA:	0	-355	-425	-340	-245	-180	-190	-185	-185	-175	-170
Mar15	OP:	0	0									
	OT:	0	-215	-375	-350	-265	-195	-175	-175	-170	-170	-160
Reest -	BA:	0	63	713	604	585	556	462	438	417	409	390
Orig	OP:	0	0									
	OT:	0	203	763	594	565	541	477	448	432	414	400
Federal family education loan liquidating account												
091 0230 0 1 502 BA01 29 87 10 N LQ												
Federal Fund												
Administrative Costs												
Pres 16	BA:	0	0	0	0	0	0	0	0	0	0	0
Reest	OP:	23	20									
	OT:	23	20	17	14	12	11	9	8	7	6	5
Mar 15	BA:	0	0	0	0	0	0	0	0	0	0	0
Base	OP:	23	20									
	OT:	23	20	17	14	12	11	9	8	7	6	5
Orig	BA:	0	0	0	0	0	0	0	0	0	0	0
Pres	OP:	0	0									
	OT:	0	0	0	0	0	0	0	0	0	0	0
Reest -	BA:	0	0	0	0	0	0	0	0	0	0	0
Mar15	OP:	0	0									
	OT:	0	0	0	0	0	0	0	0	0	0	0
Reest -	BA:	0	0	0	0	0	0	0	0	0	0	0
Orig	OP:	23	20									
	OT:	23	20	17	14	12	11	9	8	7	6	5



Sorted by FUNC, SFUN, TID, SUB
 (amounts in millions)

		2015	2016	2017	2018	2019	2020	2021	2022	2023	2024	2025
EDUCATION, TRAINING, EMPLOYMENT, AND SOCIAL SERVICES (500)												
091 0230 0 1 502 BA02 XX XX 10 N LQ												
Federal Fund												
Pres 16	BA:	0	0	0	0	0	0	0	0	0	0	0
Reest	OP:	-229	-196									
	OT:	-229	-196	-166	-139	-122	-106	-91	-78	-67	-58	-49
Mar 15	BA:	0	0	0	0	0	0	0	0	0	0	0
Base	OP:	-229	-196									
	OT:	-229	-196	-166	-139	-122	-106	-91	-78	-67	-58	-49
Orig	BA:	-206	-176	-149	-125	-110	-95	-82	-70	-60	-52	-44
Pres	OP:	37	0									
	OT:	-206	-176	-149	-127	-110	-95	-82	-70	-60	-52	-44
Reest -	BA:	0	0	0	0	0	0	0	0	0	0	0
Mar15	OP:	0	0									
	OT:	0	0	0	0	0	0	0	0	0	0	0
Reest -	BA:	206	176	149	125	110	95	82	70	60	52	44
Orig	OP:	-266	-196									
	OT:	-23	-20	-17	-12	-12	-11	-9	-8	-7	-6	-5
Account Total for Federal family education loan liquidating account												
Pres 16	BA:	0	0	0	0	0	0	0	0	0	0	0
Reest	OP:	-206	-176									
	OT:	-206	-176	-149	-125	-110	-95	-82	-70	-60	-52	-44
Mar 15	BA:	0	0	0	0	0	0	0	0	0	0	0
Base	OP:	-206	-176									
	OT:	-206	-176	-149	-125	-110	-95	-82	-70	-60	-52	-44
Orig	BA:	-206	-176	-149	-125	-110	-95	-82	-70	-60	-52	-44
Pres	OP:	37	0									
	OT:	-206	-176	-149	-127	-110	-95	-82	-70	-60	-52	-44
Reest -	BA:	0	0	0	0	0	0	0	0	0	0	0
Mar15	OP:	0	0									
	OT:	0	0	0	0	0	0	0	0	0	0	0
Reest -	BA:	206	176	149	125	110	95	82	70	60	52	44
Orig	OP:	-243	-176									
	OT:	0	0	0	2	0	0	0	0	0	0	0




Sorted by FUNC, SFUN, TID, SUB
 (amounts in millions)

		2015	2016	2017	2018	2019	2020	2021	2022	2023	2024	2025
EDUCATION, TRAINING, EMPLOYMENT, AND SOCIAL SERVICES (500)												
Federal family education loan program account												
091 0231 0 1 502 BA03 29 87 10 N RG												
Federal Fund												
Upward Reestimate												
Pres 16	BA:	1,362	0	0	0	0	0	0	0	0	0	0
Reest	OP:	0	0									
	OT:	1,362	0	0	0	0	0	0	0	0	0	0
Mar 15	BA:	1,362	0	0	0	0	0	0	0	0	0	0
Base	OP:	0	0									
	OT:	1,362	0	0	0	0	0	0	0	0	0	0
Orig	BA:	-1,046	0	0	0	0	0	0	0	0	0	0
Pres	OP:	0	0									
	OT:	-1,046	0	0	0	0	0	0	0	0	0	0
Reest -	BA:	0	0	0	0	0	0	0	0	0	0	0
Mar15	OP:	0	0									
	OT:	0	0	0	0	0	0	0	0	0	0	0
Reest -	BA:	2,408	0	0	0	0	0	0	0	0	0	0
Orig	OP:	0	0									
	OT:	2,408	0	0	0	0	0	0	0	0	0	0




Sorted by FUNC, SFUN, TID, SUB
 (amounts in millions)

		2015	2016	2017	2018	2019	2020	2021	2022	2023	2024	2025
EDUCATION, TRAINING, EMPLOYMENT, AND SOCIAL SERVICES (500)												
091 0231 0 1 502 BA04 29 87 10 N RG												
Federal Fund												
Downward Reestimate												
Pres 16	BA:	-4,656	0	0	0	0	0	0	0	0	0	0
Reest	OP:	0	0									
	OT:	-4,656	0	0	0	0	0	0	0	0	0	0
Mar 15	BA:	-4,656	0	0	0	0	0	0	0	0	0	0
Base	OP:	0	0									
	OT:	-4,656	0	0	0	0	0	0	0	0	0	0
Orig	BA:	-2,248	0	0	0	0	0	0	0	0	0	0
Pres	OP:	0	0									
	OT:	-2,248	0	0	0	0	0	0	0	0	0	0
Reest -	BA:	0	0	0	0	0	0	0	0	0	0	0
Mar15	OP:	0	0									
	OT:	0	0	0	0	0	0	0	0	0	0	0
Reest -	BA:	-2,408	0	0	0	0	0	0	0	0	0	0
Orig	OP:	0	0									
	OT:	-2,408	0	0	0	0	0	0	0	0	0	0
Account Total for Federal family education loan program account												
Pres 16	BA:	-3,294	0	0	0	0	0	0	0	0	0	0
Reest	OP:	0	0									
	OT:	-3,294	0	0	0	0	0	0	0	0	0	0
Mar 15	BA:	-3,294	0	0	0	0	0	0	0	0	0	0
Base	OP:	0	0									
	OT:	-3,294	0	0	0	0	0	0	0	0	0	0
Orig	BA:	-3,294	0	0	0	0	0	0	0	0	0	0
Pres	OP:	0	0									
	OT:	-3,294	0	0	0	0	0	0	0	0	0	0
Reest -	BA:	0	0	0	0	0	0	0	0	0	0	0
Mar15	OP:	0	0									
	OT:	0	0	0	0	0	0	0	0	0	0	0
Reest -	BA:	0	0	0	0	0	0	0	0	0	0	0
Orig	OP:	0	0									
	OT:	0	0	0	0	0	0	0	0	0	0	0



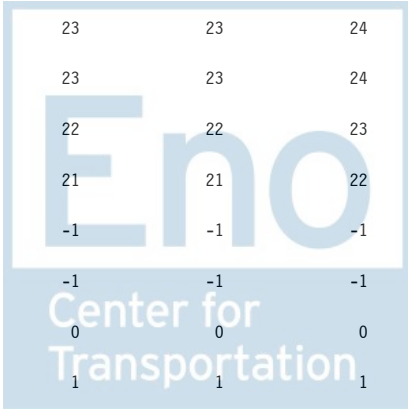
Sorted by FUNC, SFUN, TID, SUB
 (amounts in millions)

		2015	2016	2017	2018	2019	2020	2021	2022	2023	2024	2025
EDUCATION, TRAINING, EMPLOYMENT, AND SOCIAL SERVICES (500)												
Office of Postsecondary Education												
College housing and academic facilities loans program account												
091 0241 0 1 502 AA01 LA LA 03 0 SD												
Appropriation												
Pres 16	BA:	20	20	20	21	21	21	22	22	22	23	23
Reest	OP:	0	0									
	OT:	20	20	20	21	21	21	22	22	22	23	23
Mar 15	BA:	20	20	21	21	22	22	22	23	23	24	24
Base	OP:	0	0									
	OT:	20	20	21	21	22	22	22	23	23	24	24
Orig	BA:	20	20	20	21	21	21	22	22	22	23	23
Pres	OP:	7	7									
	OT:	12	12	13	16	20	21	21	21	21	22	22
Reest -	BA:	0	0	-1	0	-1	-1	0	-1	-1	-1	-1
Mar15	OP:	0	0									
	OT:	0	0	-1	0	-1	-1	0	-1	-1	-1	-1
Reest -	BA:	0	0	0	0	0	0	0	0	0	0	0
Orig	OP:	-7	-7									
	OT:	8	8	7	5	1	0	1	1	1	1	1
091 0241 0 1 502 BA01 29 87 10 N RD												
Federal Fund												
Pres 16	BA:	31	0	0	0	0	0	0	0	0	0	0
Reest	OP:	0	0									
	OT:	31	0	0	0	0	0	0	0	0	0	0
Mar 15	BA:	31	0	0	0	0	0	0	0	0	0	0
Base	OP:	0	0									
	OT:	31	0	0	0	0	0	0	0	0	0	0
Orig	BA:	31	0	0	0	0	0	0	0	0	0	0
Pres	OP:	0	0									
	OT:	31	0	0	0	0	0	0	0	0	0	0
Reest -	BA:	0	0	0	0	0	0	0	0	0	0	0
Mar15	OP:	0	0									
	OT:	0	0	0	0	0	0	0	0	0	0	0
Reest -	BA:	0	0	0	0	0	0	0	0	0	0	0
Orig	OP:	0	0									
	OT:	0	0	0	0	0	0	0	0	0	0	0



Sorted by FUNC, SFUN, TID, SUB
 (amounts in millions)

		2015	2016	2017	2018	2019	2020	2021	2022	2023	2024	2025
EDUCATION, TRAINING, EMPLOYMENT, AND SOCIAL SERVICES (500)												
091 0241 0 1 502 BA02 29 87 10 N RD												
Federal Fund												
Downward Reestimate												
Pres 16	BA:	-83	0	0	0	0	0	0	0	0	0	0
Reest	OP:	0	0									
	OT:	-83	0	0	0	0	0	0	0	0	0	0
Mar 15	BA:	-83	0	0	0	0	0	0	0	0	0	0
Base	OP:	0	0									
	OT:	-83	0	0	0	0	0	0	0	0	0	0
Orig	BA:	-83	0	0	0	0	0	0	0	0	0	0
Pres	OP:	0	0									
	OT:	-83	0	0	0	0	0	0	0	0	0	0
Reest -	BA:	0	0	0	0	0	0	0	0	0	0	0
Mar15	OP:	0	0									
	OT:	0	0	0	0	0	0	0	0	0	0	0
Reest -	BA:	0	0	0	0	0	0	0	0	0	0	0
Orig	OP:	0	0									
	OT:	0	0	0	0	0	0	0	0	0	0	0
Account Total for College housing and academic facilities loans program account												
Pres 16	BA:	-32	20	20	21	21	21	22	22	22	23	23
Reest	OP:	0	0									
	OT:	-32	20	20	21	21	21	22	22	22	23	23
Mar 15	BA:	-32	20	21	21	22	22	22	23	23	24	24
Base	OP:	0	0									
	OT:	-32	20	21	21	22	22	22	23	23	24	24
Orig	BA:	-32	20	20	21	21	21	22	22	22	23	23
Pres	OP:	7	7									
	OT:	-40	12	13	16	20	21	21	21	21	22	22
Reest -	BA:	0	0	-1	0	-1	-1	0	-1	-1	-1	-1
Mar15	OP:	0	0									
	OT:	0	0	-1	0	-1	-1	0	-1	-1	-1	-1
Reest -	BA:	0	0	0	0	0	0	0	0	0	0	0
Orig	OP:	-7	-7									
	OT:	8	8	7	5	1	0	1	1	1	1	1



Sorted by FUNC, SFUN, TID, SUB
 (amounts in millions)

		2015	2016	2017	2018	2019	2020	2021	2022	2023	2024	2025
EDUCATION, TRAINING, EMPLOYMENT, AND SOCIAL SERVICES (500)												
College housing and academic facilities loans liquidating account												
091 0242 0 1 502 BA02 XX XX 10 N LQ												
Federal Fund												
Pres 16	BA:	0	0	0	0	0	0	0	0	0	0	0
Reest	OP:	0	0									
	OT:	-22	-22	-16	-16	-17	-17	-17	-17	-17	-17	-17
Mar 15	BA:	0	0	0	0	0	0	0	0	0	0	0
Base	OP:	0	0									
	OT:	-22	-22	-16	-16	-17	-17	-17	-17	-17	-17	-17
Orig	BA:	-22	-22	-16	-16	-17	-17	-17	-17	-17	-17	-17
Pres	OP:	0	0									
	OT:	-22	-22	-16	-16	-17	-17	-17	-17	-17	-17	-17
Reest -	BA:	0	0	0	0	0	0	0	0	0	0	0
Mar15	OP:	0	0									
	OT:	0	0	0	0	0	0	0	0	0	0	0
Reest -	BA:	22	22	16	16	17	17	17	17	17	17	17
Orig	OP:	0	0									
	OT:	0	0	0	0	0	0	0	0	0	0	0




Sorted by FUNC, SFUN, TID, SUB
 (amounts in millions)

		2015	2016	2017	2018	2019	2020	2021	2022	2023	2024	2025
EDUCATION, TRAINING, EMPLOYMENT, AND SOCIAL SERVICES (500)												
Office of Federal Student Aid												
Federal Direct Student Loan Program Account												
091 0243 0 1 502 BA04 29 87 10 N SD												
Federal Fund												
Pres 16	BA:	-16,754	-13,092	-11,245	-9,840	-8,119	-6,989	-7,372	-7,630	-7,908	-8,054	-8,257
Reest	OP:	-8,018	-4,630									
	OT:	-15,211	-12,685	-10,561	-9,202	-7,783	-6,624	-6,539	-6,807	-7,052	-7,223	-7,390
Mar 15	BA:	-16,754	-13,092	-11,245	-9,840	-8,119	-6,989	-7,372	-7,630	-7,908	-8,054	-8,257
Base	OP:	-8,018	-4,630									
	OT:	-15,211	-12,685	-10,561	-9,202	-7,783	-6,624	-6,539	-6,807	-7,052	-7,223	-7,390
Orig	BA:	-7,174	-9,311	-9,435	-7,242	-5,228	-3,853	-3,686	-3,529	-3,763	-3,952	-4,188
Pres	OP:	0	0									
	OT:	-7,174	-9,311	-9,435	-7,242	-5,228	-3,853	-3,686	-3,529	-3,763	-3,952	-4,188
Reest -	BA:	0	0	0	0	0	0	0	0	0	0	0
Mar15	OP:	0	0									
	OT:	0	0	0	0	0	0	0	0	0	0	0
Reest -	BA:	-9,580	-3,781	-1,810	-2,598	-2,891	-3,136	-3,686	-4,101	-4,145	-4,102	-4,069
Orig	OP:	-8,018	-4,630									
	OT:	-8,037	-3,374	-1,126	-1,960	-2,555	-2,771	-2,853	-3,278	-3,289	-3,271	-3,202



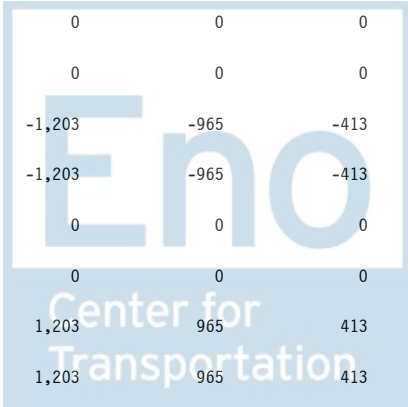
Sorted by FUNC, SFUN, TID, SUB
 (amounts in millions)

		2015	2016	2017	2018	2019	2020	2021	2022	2023	2024	2025
EDUCATION, TRAINING, EMPLOYMENT, AND SOCIAL SERVICES (500)												
091 0243 0 1 502 BA05 29 87 10 N RD												
Federal Fund												
Upward Reestimate												
Pres 16	BA:	12,585	0	0	0	0	0	0	0	0	0	0
Reest	OP:	0	0									
	OT:	12,585	0	0	0	0	0	0	0	0	0	0
Mar 15	BA:	12,585	0	0	0	0	0	0	0	0	0	0
Base	OP:	0	0									
	OT:	12,585	0	0	0	0	0	0	0	0	0	0
Orig	BA:	9,308	0	0	0	0	319	1,208	1,203	965	413	907
Pres	OP:	5	1									
	OT:	9,313	1	0	0	0	319	1,208	1,203	965	413	907
Reest -	BA:	0	0	0	0	0	0	0	0	0	0	0
Mar15	OP:	0	0									
	OT:	0	0	0	0	0	0	0	0	0	0	0
Reest -	BA:	3,277	0	0	0	0	-319	-1,208	-1,203	-965	-413	-907
Orig	OP:	-5	-1									
	OT:	3,272	-1	0	0	0	-319	-1,208	-1,203	-965	-413	-907
091 0243 0 1 502 BA06 29 87 10 N RD												
Federal Fund												
Downward Reestimate												
Pres 16	BA:	-234	0	0	0	0	0	0	0	0	0	0
Reest	OP:	0	0									
	OT:	-234	0	0	0	0	0	0	0	0	0	0
Mar 15	BA:	-234	0	0	0	0	0	0	0	0	0	0
Base	OP:	0	0									
	OT:	-234	0	0	0	0	0	0	0	0	0	0
Orig	BA:	21,842	0	0	0	0	0	0	0	0	0	0
Pres	OP:	0	0									
	OT:	21,842	0	0	0	0	0	0	0	0	0	0
Reest -	BA:	0	0	0	0	0	0	0	0	0	0	0
Mar15	OP:	0	0									
	OT:	0	0	0	0	0	0	0	0	0	0	0
Reest -	BA:	-22,076	0	0	0	0	0	0	0	0	0	0
Orig	OP:	0	0									
	OT:	-22,076	0	0	0	0	0	0	0	0	0	0



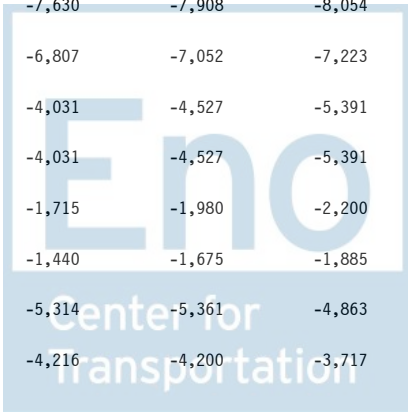
Sorted by FUNC, SFUN, TID, SUB
 (amounts in millions)

		2015	2016	2017	2018	2019	2020	2021	2022	2023	2024	2025
EDUCATION, TRAINING, EMPLOYMENT, AND SOCIAL SERVICES (500)												
091 0243 0 1 502 BS01 29 87 10 N SD												
Sequester												
Pres 16	BA:	-135	0	0	0	0	0	0	0	0	0	0
Reest	OP:	-35	-45									
	OT:	-110	-45	0	0	0	0	0	0	0	0	0
Mar 15	BA:	-135	0	0	0	0	0	0	0	0	0	0
Base	OP:	-35	-45									
	OT:	-110	-45	0	0	0	0	0	0	0	0	0
Orig	BA:	0	0	0	0	0	0	0	0	0	0	0
Pres	OP:	0	0									
	OT:	0	0	0	0	0	0	0	0	0	0	0
Reest -	BA:	0	0	0	0	0	0	0	0	0	0	0
Mar15	OP:	0	0									
	OT:	0	0	0	0	0	0	0	0	0	0	0
Reest -	BA:	-135	0	0	0	0	0	0	0	0	0	0
Orig	OP:	-35	-45									
	OT:	-110	-45	0	0	0	0	0	0	0	0	0
091 0243 0 1 502 EA01 29 87 10 SD												
Proposed Legislation												
Pres 16	BA:	0	0	0	0	0	0	0	0	0	0	0
Reest	OP:	0	0									
	OT:	0	0	0	0	0	0	0	0	0	0	0
Mar 15	BA:	0	0	0	0	0	0	0	0	0	0	0
Base	OP:	0	0									
	OT:	0	0	0	0	0	0	0	0	0	0	0
Orig	BA:	0	0	0	0	0	-319	-1,208	-1,203	-965	-413	-907
Pres	OP:	0	0									
	OT:	0	0	0	0	0	-319	-1,208	-1,203	-965	-413	-907
Reest -	BA:	0	0	0	0	0	0	0	0	0	0	0
Mar15	OP:	0	0									
	OT:	0	0	0	0	0	0	0	0	0	0	0
Reest -	BA:	0	0	0	0	0	319	1,208	1,203	965	413	907
Orig	OP:	0	0									
	OT:	0	0	0	0	0	319	1,208	1,203	965	413	907



Sorted by FUNC, SFUN, TID, SUB
 (amounts in millions)

		2015	2016	2017	2018	2019	2020	2021	2022	2023	2024	2025
EDUCATION, TRAINING, EMPLOYMENT, AND SOCIAL SERVICES (500)												
091 0243 0 1 502 EA05 XX XX 10 SD												
Proposed Legislation												
Pres 16	BA:	0	-2,220	-690	-850	-1,025	-1,215	-1,455	-1,715	-1,980	-2,200	-2,315
Reest	OP:	0	0									
	OT:	0	-2,055	-520	-705	-855	-1,015	-1,215	-1,440	-1,675	-1,885	-2,015
Mar 15	BA:	0	0	0	0	0	0	0	0	0	0	0
Base	OP:	0	0									
	OT:	0	0	0	0	0	0	0	0	0	0	0
Orig	BA:	0	-1,143	-679	-942	-1,333	-1,295	-477	-502	-764	-1,439	-1,005
Pres	OP:	0	0									
	OT:	0	-1,143	-679	-942	-1,333	-1,295	-477	-502	-764	-1,439	-1,005
Reest -	BA:	0	-2,220	-690	-850	-1,025	-1,215	-1,455	-1,715	-1,980	-2,200	-2,315
Mar15	OP:	0	0									
	OT:	0	-2,055	-520	-705	-855	-1,015	-1,215	-1,440	-1,675	-1,885	-2,015
Reest -	BA:	0	-1,077	-11	92	308	80	-978	-1,213	-1,216	-761	-1,310
Orig	OP:	0	0									
	OT:	0	-912	159	237	478	280	-738	-938	-911	-446	-1,010
Account Total for Federal Direct Student Loan Program Account												
Pres 16	BA:	-4,538	-15,312	-11,935	-10,690	-9,144	-8,204	-8,827	-9,345	-9,888	-10,254	-10,572
Reest	OP:	-8,053	-4,675									
	OT:	-2,970	-14,785	-11,081	-9,907	-8,638	-7,639	-7,754	-8,247	-8,727	-9,108	-9,405
Mar 15	BA:	-4,538	-13,092	-11,245	-9,840	-8,119	-6,989	-7,372	-7,630	-7,908	-8,054	-8,257
Base	OP:	-8,053	-4,675									
	OT:	-2,970	-12,730	-10,561	-9,202	-7,783	-6,624	-6,539	-6,807	-7,052	-7,223	-7,390
Orig	BA:	23,976	-10,454	-10,114	-8,184	-6,561	-5,148	-4,163	-4,031	-4,527	-5,391	-5,193
Pres	OP:	5	1									
	OT:	23,981	-10,453	-10,114	-8,184	-6,561	-5,148	-4,163	-4,031	-4,527	-5,391	-5,193
Reest -	BA:	0	-2,220	-690	-850	-1,025	-1,215	-1,455	-1,715	-1,980	-2,200	-2,315
Mar15	OP:	0	0									
	OT:	0	-2,055	-520	-705	-855	-1,015	-1,215	-1,440	-1,675	-1,885	-2,015
Reest -	BA:	-28,514	-4,858	-1,821	-2,506	-2,583	-3,056	-4,664	-5,314	-5,361	-4,863	-5,379
Orig	OP:	-8,058	-4,676									
	OT:	-26,951	-4,332	-967	-1,723	-2,077	-2,491	-3,591	-4,216	-4,200	-3,717	-4,212



Sorted by FUNC, SFUN, TID, SUB
 (amounts in millions)

		2015	2016	2017	2018	2019	2020	2021	2022	2023	2024	2025
EDUCATION, TRAINING, EMPLOYMENT, AND SOCIAL SERVICES (500)												
Office of Special Education and Rehabilitative Services												
National Technical Institute for the Deaf												
091 0601 0 1 502 AA01 LA LA 03 0												
Appropriation												
Pres 16	BA:	67	67	68	70	70	71	73	74	75	77	79
Reest	OP:	4	4									
	OT:	67	67	68	70	70	71	73	74	75	77	79
Mar 15	BA:	67	68	69	71	72	73	75	77	78	80	81
Base	OP:	4	4									
	OT:	67	68	69	71	72	73	75	77	78	80	81
Orig	BA:	67	67	68	70	70	71	73	74	75	77	79
Pres	OP:	2	0									
	OT:	69	67	68	70	70	71	73	74	75	77	79
Reest -	BA:	0	-1	-1	-1	-2	-2	-2	-3	-3	-3	-2
Mar15	OP:	0	0									
	OT:	0	-1	-1	-1	-2	-2	-2	-3	-3	-3	-2
Reest -	BA:	0	0	0	0	0	0	0	0	0	0	0
Orig	OP:	2	4									
	OT:	-2	0	0	0	0	0	0	0	0	0	0



Sorted by FUNC, SFUN, TID, SUB
 (amounts in millions)

		2015	2016	2017	2018	2019	2020	2021	2022	2023	2024	2025
EDUCATION, TRAINING, EMPLOYMENT, AND SOCIAL SERVICES (500)												
Gallaudet University												
091 0602 0 1 502 AA01 LA LA 03 0												
Appropriation												
Pres 16	BA:	120	120	122	125	126	127	130	133	135	138	141
Reest	OP:	7	7									
	OT:	120	120	122	125	126	127	130	133	135	138	141
Mar 15	BA:	120	122	124	126	129	132	134	137	140	143	146
Base	OP:	7	7									
	OT:	120	122	124	126	129	132	134	137	140	143	146
Orig	BA:	120	120	122	125	126	127	130	133	135	138	141
Pres	OP:	22	1									
	OT:	142	121	122	125	126	127	130	133	135	138	141
Reest -	BA:	0	-2	-2	-1	-3	-5	-4	-4	-5	-5	-5
Mar15	OP:	0	0									
	OT:	0	-2	-2	-1	-3	-5	-4	-4	-5	-5	-5
Reest -	BA:	0	0	0	0	0	0	0	0	0	0	0
Orig	OP:	-15	6									
	OT:	-22	-1	0	0	0	0	0	0	0	0	0



Sorted by FUNC, SFUN, TID, SUB
 (amounts in millions)

		2015	2016	2017	2018	2019	2020	2021	2022	2023	2024	2025
EDUCATION, TRAINING, EMPLOYMENT, AND SOCIAL SERVICES (500)												
Office of Postsecondary Education												
Howard University												
091 0603 0 1 502 AA01 LA LA 03 0												
Appropriation												
Pres 16	BA:	222	222	226	231	233	236	240	245	250	255	260
Reest	OP:	18	18									
	OT:	222	222	226	231	233	236	240	245	249	254	259
Mar 15	BA:	222	225	229	234	239	244	248	254	259	264	269
Base	OP:	18	18									
	OT:	222	225	229	234	238	243	248	253	258	263	268
Orig	BA:	222	222	226	231	233	236	240	245	250	255	260
Pres	OP:	4	13									
	OT:	213	222	225	231	233	236	240	244	250	255	259
Reest -	BA:	0	-3	-3	-3	-6	-8	-8	-9	-9	-9	-9
Mar15	OP:	0	0									
	OT:	0	-3	-3	-3	-5	-7	-8	-8	-9	-9	-9
Reest -	BA:	0	0	0	0	0	0	0	0	0	0	0
Orig	OP:	14	5									
	OT:	9	0	1	0	0	0	0	1	-1	-1	0




Sorted by FUNC, SFUN, TID, SUB
 (amounts in millions)

		2015	2016	2017	2018	2019	2020	2021	2022	2023	2024	2025
EDUCATION, TRAINING, EMPLOYMENT, AND SOCIAL SERVICES (500)												
Office of Federal Student Aid												
Federal student loan reserve fund												
091 4257 0 3 502 BA01 29 87 10 N												
Federal Fund												
Federal Reserve Fund Administrative Payments												
Pres 16	BA:	57	52	46	41	35	30	26	22	18	15	12
Reest	OP:	0	0									
	OT:	57	52	46	41	35	30	26	22	18	15	12
Mar 15	BA:	57	52	46	41	35	30	26	22	18	15	12
Base	OP:	0	0									
	OT:	57	52	46	41	35	30	26	22	18	15	12
Orig	BA:	0	0	0	0	0	0	0	0	0	0	0
Pres	OP:	0	0									
	OT:	0	0	0	0	0	0	0	0	0	0	0
Reest -	BA:	0	0	0	0	0	0	0	0	0	0	0
Mar15	OP:	0	0									
	OT:	0	0	0	0	0	0	0	0	0	0	0
Reest -	BA:	57	52	46	41	35	30	26	22	18	15	12
Orig	OP:	0	0									
	OT:	57	52	46	41	35	30	26	22	18	15	12




Sorted by FUNC, SFUN, TID, SUB
 (amounts in millions)

		2015	2016	2017	2018	2019	2020	2021	2022	2023	2024	2025
EDUCATION, TRAINING, EMPLOYMENT, AND SOCIAL SERVICES (500)												
091 4257 0 3 502 BD01 29 87 10 N												
Public Enterprise Fund												
Pres 16	BA:	67	-52	-41	-37	-31	-27	-25	-22	-18	-15	-12
Reest	OP:	0	0									
	OT:	67	-52	-41	-37	-31	-27	-25	-22	-18	-15	-12
Mar 15	BA:	67	-52	-41	-37	-31	-27	-25	-22	-18	-15	-12
Base	OP:	0	0									
	OT:	67	-52	-41	-37	-31	-27	-25	-22	-18	-15	-12
Orig	BA:	0	0	0	0	0	0	0	0	0	-1	0
Pres	OP:	167	108									
	OT:	124	0	5	4	4	3	1	0	0	0	0
Reest -	BA:	0	0	0	0	0	0	0	0	0	0	0
Mar15	OP:	0	0									
	OT:	0	0	0	0	0	0	0	0	0	0	0
Reest -	BA:	67	-52	-41	-37	-31	-27	-25	-22	-18	-14	-12
Orig	OP:	-167	-108									
	OT:	-57	-52	-46	-41	-35	-30	-26	-22	-18	-15	-12
Account Total for Federal student loan reserve fund												
Pres 16	BA:	124	0	5	4	4	3	1	0	0	0	0
Reest	OP:	0	0									
	OT:	124	0	5	4	4	3	1	0	0	0	0
Mar 15	BA:	124	0	5	4	4	3	1	0	0	0	0
Base	OP:	0	0									
	OT:	124	0	5	4	4	3	1	0	0	0	0
Orig	BA:	0	0	0	0	0	0	0	0	0	-1	0
Pres	OP:	167	108									
	OT:	124	0	5	4	4	3	1	0	0	0	0
Reest -	BA:	0	0	0	0	0	0	0	0	0	0	0
Mar15	OP:	0	0									
	OT:	0	0	0	0	0	0	0	0	0	0	0
Reest -	BA:	124	0	5	4	4	3	1	0	0	1	0
Orig	OP:	-167	-108									
	OT:	0	0	0	0	0	0	0	0	0	0	0



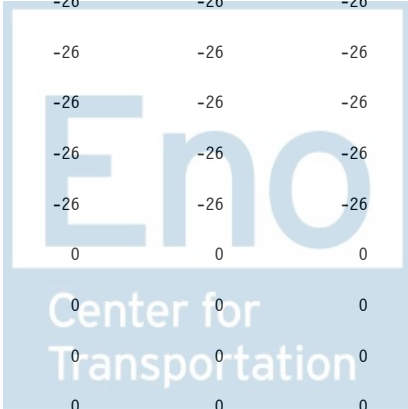
Sorted by FUNC, SFUN, TID, SUB
 (amounts in millions)

		2015	2016	2017	2018	2019	2020	2021	2022	2023	2024	2025
EDUCATION, TRAINING, EMPLOYMENT, AND SOCIAL SERVICES (500)												
Student Financial Assistance Debt Collection												
091 5557 0 2 502 BA01 29 87 10 N												
Federal Fund												
Pres 16	BA:	13	13	13	13	13	13	13	13	13	13	13
Reest	OP:	4	4									
	OT:	4	4	4	4	4	4	4	4	4	4	4
Mar 15	BA:	13	13	13	13	13	13	13	13	13	13	13
Base	OP:	4	4									
	OT:	4	4	4	4	4	4	4	4	4	4	4
Orig	BA:	13	13	13	13	13	13	13	13	13	13	13
Pres	OP:	4	4									
	OT:	4	4	4	4	4	4	4	4	4	4	4
Reest -	BA:	0	0	0	0	0	0	0	0	0	0	0
Mar15	OP:	0	0									
	OT:	0	0	0	0	0	0	0	0	0	0	0
Reest -	BA:	0	0	0	0	0	0	0	0	0	0	0
Orig	OP:	0	0									
	OT:	0	0	0	0	0	0	0	0	0	0	0
091 5557 0 2 502 CB01 XX XX 20 N												
Offsetting Receipts												
Pres 16	BA:	-10	-9	-9	-9	-9	-9	-9	-9	-9	-9	-9
Reest	OP:	0	0									
	OT:	-10	-9	-9	-9	-9	-9	-9	-9	-9	-9	-9
Mar 15	BA:	-10	-9	-9	-9	-9	-9	-9	-9	-9	-9	-9
Base	OP:	0	0									
	OT:	-10	-9	-9	-9	-9	-9	-9	-9	-9	-9	-9
Orig	BA:	-13	-13	-13	-13	-13	-13	-13	-13	-13	-13	-13
Pres	OP:	0	0									
	OT:	-13	-13	-13	-13	-13	-13	-13	-13	-13	-13	-13
Reest -	BA:	0	0	0	0	0	0	0	0	0	0	0
Mar15	OP:	0	0									
	OT:	0	0	0	0	0	0	0	0	0	0	0
Reest -	BA:	3	4	4	4	4	4	4	4	4	4	4
Orig	OP:	0	0									
	OT:	3	4	4	4	4	4	4	4	4	4	4



Sorted by FUNC, SFUN, TID, SUB
 (amounts in millions)

		2015	2016	2017	2018	2019	2020	2021	2022	2023	2024	2025
EDUCATION, TRAINING, EMPLOYMENT, AND SOCIAL SERVICES (500)												
Account Total for Student Financial Assistance Debt Collection												
Pres 16	BA:	3	4	4	4	4	4	4	4	4	4	4
Reest	OP:	4	4									
	OT:	-6	-5	-5	-5	-5	-5	-5	-5	-5	-5	-5
Mar 15	BA:	3	4	4	4	4	4	4	4	4	4	4
Base	OP:	4	4									
	OT:	-6	-5	-5	-5	-5	-5	-5	-5	-5	-5	-5
Orig	BA:	0	0	0	0	0	0	0	0	0	0	0
Pres	OP:	4	4									
	OT:	-9	-9	-9	-9	-9	-9	-9	-9	-9	-9	-9
Reest -	BA:	0	0	0	0	0	0	0	0	0	0	0
Mar15	OP:	0	0									
	OT:	0	0	0	0	0	0	0	0	0	0	0
Reest -	BA:	3	4	4	4	4	4	4	4	4	4	4
Orig	OP:	0	0									
	OT:	3	4	4	4	4	4	4	4	4	4	4
Department of Education												
Repayment of loans, capital contributions, higher ed. activities												
091 9990 8 1 502 CB01 XX XX 20 N												
Offsetting Receipts												
Pres 16	BA:	-26	-26	-26	-26	-26	-26	-26	-26	-26	-26	-26
Reest	OP:	0	0									
	OT:	-26	-26	-26	-26	-26	-26	-26	-26	-26	-26	-26
Mar 15	BA:	-26	-26	-26	-26	-26	-26	-26	-26	-26	-26	-26
Base	OP:	0	0									
	OT:	-26	-26	-26	-26	-26	-26	-26	-26	-26	-26	-26
Orig	BA:	-26	-26	-26	-26	-26	-26	-26	-26	-26	-26	-26
Pres	OP:	0	0									
	OT:	-26	-26	-26	-26	-26	-26	-26	-26	-26	-26	-26
Reest -	BA:	0	0	0	0	0	0	0	0	0	0	0
Mar15	OP:	0	0									
	OT:	0	0	0	0	0	0	0	0	0	0	0
Reest -	BA:	0	0	0	0	0	0	0	0	0	0	0
Orig	OP:	0	0									
	OT:	0	0	0	0	0	0	0	0	0	0	0



Sorted by FUNC, SFUN, TID, SUB
 (amounts in millions)

		2015	2016	2017	2018	2019	2020	2021	2022	2023	2024	2025
EDUCATION, TRAINING, EMPLOYMENT, AND SOCIAL SERVICES (500)												
Barry Goldwater Scholarship and Excellence in Education Foundati												
Barry Goldwater Scholarship and Excellence in Education Foundati												
Barry Goldwater Scholarship and Excellence in Education Foundati												
313 8281 0 7 502 BB01 29 87 10 N												
Trust Fund												
Pres 16	BA:	3	3	3	3	3	3	3	3	3	3	5
Reest	OP:	0	0									
	OT:	3	3	3	3	3	3	3	3	3	3	3
Mar 15	BA:	3	3	3	3	3	3	3	3	3	3	5
Base	OP:	0	0									
	OT:	3	3	3	3	3	3	3	3	3	3	3
Orig	BA:	3	3	3	3	3	3	3	3	3	3	5
Pres	OP:	0	0									
	OT:	3	3	3	3	3	3	3	3	3	3	3
Reest -	BA:	0	0	0	0	0	0	0	0	0	0	0
Mar15	OP:	0	0									
	OT:	0	0	0	0	0	0	0	0	0	0	0
Reest -	BA:	0	0	0	0	0	0	0	0	0	0	0
Orig	OP:	0	0									
	OT:	0	0	0	0	0	0	0	0	0	0	0



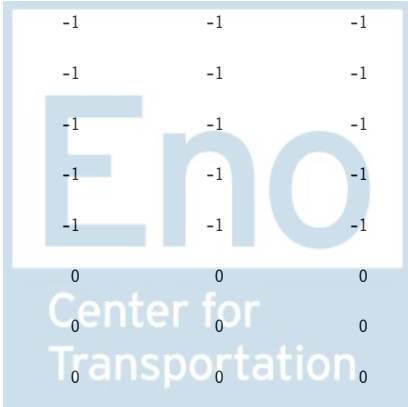
Sorted by FUNC, SFUN, TID, SUB
 (amounts in millions)

		2015	2016	2017	2018	2019	2020	2021	2022	2023	2024	2025
EDUCATION, TRAINING, EMPLOYMENT, AND SOCIAL SERVICES (500)												
Harry S Truman Scholarship Foundation												
Harry S Truman Scholarship Foundation												
Payment to the Harry S Truman Scholarship Memorial Trust Fund												
372 0950 0 1 502 AA01 FS FS 03 0												
Appropriation												
Pres 16	BA:	1	0	0	0	0	0	0	0	0	0	0
Reest	OP:	0	0									
	OT:	1	0	0	0	0	0	0	0	0	0	0
Mar 15	BA:	1	1	1	1	1	1	1	1	1	1	1
Base	OP:	0	0									
	OT:	1	1	1	1	1	1	1	1	1	1	1
Orig	BA:	1	0	0	0	0	0	0	0	0	0	0
Pres	OP:	0	0									
	OT:	1	0	0	0	0	0	0	0	0	0	0
Reest -	BA:	0	-1	-1	-1	-1	-1	-1	-1	-1	-1	-1
Mar15	OP:	0	0									
	OT:	0	-1	-1	-1	-1	-1	-1	-1	-1	-1	-1
Reest -	BA:	0	0	0	0	0	0	0	0	0	0	0
Orig	OP:	0	0									
	OT:	0	0	0	0	0	0	0	0	0	0	0



Sorted by FUNC, SFUN, TID, SUB
 (amounts in millions)

		2015	2016	2017	2018	2019	2020	2021	2022	2023	2024	2025
EDUCATION, TRAINING, EMPLOYMENT, AND SOCIAL SERVICES (500)												
Harry S Truman Memorial Scholarship Trust Fund												
372 8296 0 7 502 BB01 29 87 10 N												
Trust Fund												
Pres 16	BA:	3	3	3	3	3	3	3	3	3	3	3
Reest	OP:	0	0									
	OT:	3	3	3	3	3	3	3	3	3	3	3
Mar 15	BA:	3	3	3	3	3	3	3	3	3	3	3
Base	OP:	0	0									
	OT:	3	3	3	3	3	3	3	3	3	3	3
Orig	BA:	3	3	3	3	3	3	3	3	3	3	3
Pres	OP:	1	1									
	OT:	3	3	3	3	3	3	3	3	3	0	0
Reest -	BA:	0	0	0	0	0	0	0	0	0	0	0
Mar15	OP:	0	0									
	OT:	0	0	0	0	0	0	0	0	0	0	0
Reest -	BA:	0	0	0	0	0	0	0	0	0	0	0
Orig	OP:	-1	-1									
	OT:	0	0	0	0	0	0	0	0	0	3	3
Harry S. Truman Scholarship Foundation												
372 9991 8 7 502 CB01 XX XX 20 N												
Offsetting Receipts												
Pres 16	BA:	-1	-1	-1	-1	-1	-1	-1	-1	-1	-1	-1
Reest	OP:	0	0									
	OT:	-1	-1	-1	-1	-1	-1	-1	-1	-1	-1	-1
Mar 15	BA:	-1	-1	-1	-1	-1	-1	-1	-1	-1	-1	-1
Base	OP:	0	0									
	OT:	-1	-1	-1	-1	-1	-1	-1	-1	-1	-1	-1
Orig	BA:	-1	-1	-1	-1	-1	-1	-1	-1	-1	-1	-1
Pres	OP:	0	0									
	OT:	-1	-1	-1	-1	-1	-1	-1	-1	-1	-1	-1
Reest -	BA:	0	0	0	0	0	0	0	0	0	0	0
Mar15	OP:	0	0									
	OT:	0	0	0	0	0	0	0	0	0	0	0
Reest -	BA:	0	0	0	0	0	0	0	0	0	0	0
Orig	OP:	0	0									
	OT:	0	0	0	0	0	0	0	0	0	0	0



Sorted by FUNC, SFUN, TID, SUB
 (amounts in millions)

		2015	2016	2017	2018	2019	2020	2021	2022	2023	2024	2025
EDUCATION, TRAINING, EMPLOYMENT, AND SOCIAL SERVICES (500)												
Institute of American Indian and Alaska Native Culture and Arts												
Institute of American Indian and Alaska Native Culture and Arts												
Payment to the Institute												
373 2900 0 1 502 AA01 IN IN 03 0												
Appropriation												
Pres 16	BA:	9	12	12	12	13	13	13	13	14	14	14
Reest	OP:	0	0									
	OT:	9	12	12	12	13	13	13	13	14	14	14
Mar 15	BA:	9	9	9	9	10	10	10	10	10	11	11
Base	OP:	0	0									
	OT:	9	9	9	9	10	10	10	10	10	11	11
Orig	BA:	9	12	12	12	13	13	13	13	14	14	14
Pres	OP:	0	0									
	OT:	9	12	12	12	13	13	13	13	14	14	14
Reest -	BA:	0	3	3	3	3	3	3	3	4	3	3
Mar15	OP:	0	0									
	OT:	0	3	3	3	3	3	3	3	4	3	3
Reest -	BA:	0	0	0	0	0	0	0	0	0	0	0
Orig	OP:	0	0									
	OT:	0	0	0	0	0	0	0	0	0	0	0



Sorted by FUNC, SFUN, TID, SUB
 (amounts in millions)

		2015	2016	2017	2018	2019	2020	2021	2022	2023	2024	2025
EDUCATION, TRAINING, EMPLOYMENT, AND SOCIAL SERVICES (500)												
James Madison Memorial Fellowship Foundation												
James Madison Memorial Fellowship Foundation												
James Madison Memorial Fellowship Trust Fund												
381 8282 0 7 502 BB01 29 87 10 N												
Trust Fund												
Pres 16	BA:	2	2	2	2	2	2	2	2	2	2	2
Reest	OP:	0	0									
	OT:	2	2	2	2	2	2	2	2	2	2	2
Mar 15	BA:	2	2	2	2	2	2	2	2	2	2	2
Base	OP:	0	0									
	OT:	2	2	2	2	2	2	2	2	2	2	2
Orig	BA:	2	2	2	2	2	2	2	2	2	2	2
Pres	OP:	0	0									
	OT:	2	2	2	2	2	2	2	2	2	2	0
Reest -	BA:	0	0	0	0	0	0	0	0	0	0	0
Mar15	OP:	0	0									
	OT:	0	0	0	0	0	0	0	0	0	0	0
Reest -	BA:	0	0	0	0	0	0	0	0	0	0	0
Orig	OP:	0	0									
	OT:	0	0	0	0	0	0	0	0	0	0	2




Sorted by FUNC, SFUN, TID, SUB
 (amounts in millions)

		2015	2016	2017	2018	2019	2020	2021	2022	2023	2024	2025
EDUCATION, TRAINING, EMPLOYMENT, AND SOCIAL SERVICES (500)												
Morris K. Udall and Stewart L. Udall Foundation												
Morris K. Udall and Stewart L. Udall Foundation												
Federal Payment to Morris K. Udall and Stewart L. Udall Foundati												
487 0900 0 1 502 AA01 FS FS 03 0												
Appropriation												
Pres 16	BA:	2	2	2	2	2	2	2	2	2	2	2
Reest	OP:	0	0									
	OT:	2	2	2	2	2	2	2	2	2	2	2
Mar 15	BA:	2	2	2	2	2	2	2	2	2	2	2
Base	OP:	0	0									
	OT:	2	2	2	2	2	2	2	2	2	2	2
Orig	BA:	2	2	2	2	2	2	2	2	2	2	2
Pres	OP:	0	0									
	OT:	2	2	2	2	2	2	2	2	2	2	2
Reest -	BA:	0	0	0	0	0	0	0	0	0	0	0
Mar15	OP:	0	0									
	OT:	0	0	0	0	0	0	0	0	0	0	0
Reest -	BA:	0	0	0	0	0	0	0	0	0	0	0
Orig	OP:	0	0									
	OT:	0	0	0	0	0	0	0	0	0	0	0



Sorted by FUNC, SFUN, TID, SUB
 (amounts in millions)

		2015	2016	2017	2018	2019	2020	2021	2022	2023	2024	2025
EDUCATION, TRAINING, EMPLOYMENT, AND SOCIAL SERVICES (500)												
Morris K. Udall and Stewart L. Udall Foundation												
487 8615 0 7 502 BB01 29 76 10 N												
Trust Fund												
Pres 16	BA:	2	2	2	2	2	2	2	2	2	2	2
Reest	OP:	0	0									
	OT:	2	2	2	2	2	2	2	2	2	2	2
Mar 15	BA:	2	2	2	2	2	2	2	2	2	2	2
Base	OP:	0	0									
	OT:	2	2	2	2	2	2	2	2	2	2	2
Orig	BA:	2	2	2	2	2	2	2	2	2	2	2
Pres	OP:	0	0									
	OT:	2	2	2	2	2	2	2	2	2	2	2
Reest -	BA:	0	0	0	0	0	0	0	0	0	0	0
Mar15	OP:	0	0									
	OT:	0	0	0	0	0	0	0	0	0	0	0
Reest -	BA:	0	0	0	0	0	0	0	0	0	0	0
Orig	OP:	0	0									
	OT:	0	0	0	0	0	0	0	0	0	0	0
Morris K. Udall Scholarship Fund												
487 9992 8 7 502 CB01 XX XX 20 N												
Offsetting Receipts												
Pres 16	BA:	-2	-2	-2	-2	-2	-2	-2	-2	-2	-2	-2
Reest	OP:	0	0									
	OT:	-2	-2	-2	-2	-2	-2	-2	-2	-2	-2	-2
Mar 15	BA:	-2	-2	-2	-2	-2	-2	-2	-2	-2	-2	-2
Base	OP:	0	0									
	OT:	-2	-2	-2	-2	-2	-2	-2	-2	-2	-2	-2
Orig	BA:	-2	-2	-2	-2	-2	-2	-2	-2	-2	-2	-2
Pres	OP:	0	0									
	OT:	-2	-2	-2	-2	-2	-2	-2	-2	-2	-2	-2
Reest -	BA:	0	0	0	0	0	0	0	0	0	0	0
Mar15	OP:	0	0									
	OT:	0	0	0	0	0	0	0	0	0	0	0
Reest -	BA:	0	0	0	0	0	0	0	0	0	0	0
Orig	OP:	0	0									
	OT:	0	0	0	0	0	0	0	0	0	0	0



Sorted by FUNC, SFUN, TID, SUB
 (amounts in millions)

		2015	2016	2017	2018	2019	2020	2021	2022	2023	2024	2025
EDUCATION, TRAINING, EMPLOYMENT, AND SOCIAL SERVICES (500)												
Subfunction	Total for 502	Higher education (502)										
Pres 16	BA:	32,122	27,073	39,370	42,823	48,851	52,812	54,872	58,896	62,965	65,526	68,418
Reest	OP:	24,592	24,339									
	OT:	36,415	28,215	37,996	42,029	47,584	51,577	54,778	57,801	60,843	65,142	68,517
Mar 15	BA:	32,122	27,736	32,930	34,665	32,592	34,049	34,113	34,720	35,308	36,082	36,880
Base	OP:	24,592	24,339									
	OT:	36,415	30,963	35,157	34,791	32,242	33,967	34,603	34,874	35,490	36,193	37,003
Orig	BA:	59,600	30,071	36,527	43,668	48,171	52,430	56,399	60,910	65,619	67,702	70,828
Pres	OP:	27,829	28,608									
	OT:	60,825	30,244	34,172	40,943	45,103	49,327	53,641	56,932	60,516	64,452	68,161
Reest -	BA:	0	-663	6,440	8,158	16,259	18,763	20,759	24,176	27,657	29,444	31,538
Mar15	OP:	0	0									
	OT:	0	-2,748	2,839	7,238	15,342	17,610	20,175	22,927	25,353	28,949	31,514
Reest -	BA:	-27,478	-2,998	2,843	-845	680	382	-1,527	-2,014	-2,654	-2,176	-2,410
Orig	OP:	-3,237	-4,269									
	OT:	-24,410	-2,029	3,824	1,086	2,481	2,250	1,137	869	327	690	356



Sorted by FUNC, SFUN, TID, SUB
(amounts in millions)

	2015	2016	2017	2018	2019	2020	2021	2022	2023	2024	2025
EDUCATION, TRAINING, EMPLOYMENT, AND SOCIAL SERVICES (500)											




Sorted by FUNC, SFUN, TID, SUB
 (amounts in millions)

	2015	2016	2017	2018	2019	2020	2021	2022	2023	2024	2025
EDUCATION, TRAINING, EMPLOYMENT, AND SOCIAL SERVICES (500)											
Research and general education aids (503)											
Legislative Branch											
Library of Congress											
Salaries and expenses, Library of Congress											
003 0101 0 1 503 AA01 LB LB 03 0											
Appropriation											
Pres 16 BA:	413	438	447	457	460	465	473	484	493	503	513
Reest OP:	78	75									
OT:	404	421	432	442	447	451	459	469	478	487	497
Mar 15 BA:	413	425	439	454	469	485	502	519	536	554	572
Base OP:	78	75									
OT:	404	411	424	438	453	468	485	501	518	535	553
Orig BA:	413	438	447	457	460	465	473	484	493	503	513
Pres OP:	103	87									
OT:	413	415	426	432	436	439	446	457	466	475	486
Reest - BA:	0	13	8	3	-9	-20	-29	-35	-43	-51	-59
Mar15 OP:	0	0									
OT:	0	10	8	4	-6	-17	-26	-32	-40	-48	-56
Reest - BA:	0	0	0	0	0	0	0	0	0	0	0
Orig OP:	-25	-12									
OT:	-9	6	6	10	11	12	13	12	12	12	11




Sorted by FUNC, SFUN, TID, SUB
 (amounts in millions)

		2015	2016	2017	2018	2019	2020	2021	2022	2023	2024	2025
EDUCATION, TRAINING, EMPLOYMENT, AND SOCIAL SERVICES (500)												
Books for the Blind and Physically Handicapped, Salaries and Exp												
003 0141 0 1 503 AA01 LB LB 03 0												
Appropriation												
Pres 16	BA:	50	51	52	53	54	54	55	56	57	59	60
Reest	OP:	25	24									
	OT:	55	55	54	53	53	51	52	53	54	55	57
Mar 15	BA:	50	51	52	53	55	56	57	59	60	62	63
Base	OP:	25	24									
	OT:	55	55	54	53	54	53	54	55	57	58	59
Orig	BA:	50	51	52	53	54	54	55	56	57	59	60
Pres	OP:	25	37									
	OT:	51	63	55	52	53	54	54	55	56	57	59
Reest -	BA:	0	0	0	0	-1	-2	-2	-3	-3	-3	-3
Mar15	OP:	0	0									
	OT:	0	0	0	0	-1	-2	-2	-2	-3	-3	-2
Reest -	BA:	0	0	0	0	0	0	0	0	0	0	0
Orig	OP:	0	-13									
	OT:	4	-8	-1	1	0	-3	-2	-2	-2	-2	-2
Cooperative acquisitions program revolving fund												
003 4325 0 3 503 AA01 LB LB 03												
Appropriation												
Pres 16	BA:	0	0	0	0	0	0	0	0	0	0	0
Reest	OP:	0	0									
	OT:	0	0	0	0	0	0	0	0	0	0	0
Mar 15	BA:	0	0	0	0	0	0	0	0	0	0	0
Base	OP:	0	0									
	OT:	0	0	0	0	0	0	0	0	0	0	0
Orig	BA:	0	0	0	0	0	0	0	0	0	0	0
Pres	OP:	0	0									
	OT:	-1	-1	0	0	0	0	0	0	0	0	0
Reest -	BA:	0	0	0	0	0	0	0	0	0	0	0
Mar15	OP:	0	0									
	OT:	0	0	0	0	0	0	0	0	0	0	0
Reest -	BA:	0	0	0	0	0	0	0	0	0	0	0
Orig	OP:	0	0									
	OT:	1	1	0	0	0	0	0	0	0	0	0




Sorted by FUNC, SFUN, TID, SUB
 (amounts in millions)

		2015	2016	2017	2018	2019	2020	2021	2022	2023	2024	2025
EDUCATION, TRAINING, EMPLOYMENT, AND SOCIAL SERVICES (500)												
Gift shop, decimal classification, photo duplication, and relate												
003 4346 0 3 503 AA01 LB LB 03												
Appropriation												
Pres 16	BA:	0	0	0	0	0	0	0	0	0	0	0
Reest	OP:	0	0									
	OT:	0	0	0	0	0	0	0	0	0	0	0
Mar 15	BA:	0	0	0	0	0	0	0	0	0	0	0
Base	OP:	0	0									
	OT:	0	0	0	0	0	0	0	0	0	0	0
Orig	BA:	0	0	0	0	0	0	0	0	0	0	0
Pres	OP:	1	1									
	OT:	0	0	0	0	0	0	0	0	0	0	-1
Reest -	BA:	0	0	0	0	0	0	0	0	0	0	0
Mar15	OP:	0	0									
	OT:	0	0	0	0	0	0	0	0	0	0	0
Reest -	BA:	0	0	0	0	0	0	0	0	0	0	0
Orig	OP:	-1	-1									
	OT:	0	0	0	0	0	0	0	0	0	0	1
Fedlink program and Federal research program												
003 4543 0 4 503 AA01 LB LB 03												
Appropriation												
Pres 16	BA:	0	0	0	0	0	0	0	0	0	0	0
Reest	OP:	0	0									
	OT:	0	0	0	0	0	0	0	0	0	0	0
Mar 15	BA:	0	0	0	0	0	0	0	0	0	0	0
Base	OP:	0	0									
	OT:	0	0	0	0	0	0	0	0	0	0	0
Orig	BA:	0	0	0	0	0	0	0	0	0	0	0
Pres	OP:	60	66									
	OT:	-8	4	-2	-4	-2	-2	-3	-4	-3	-3	-4
Reest -	BA:	0	0	0	0	0	0	0	0	0	0	0
Mar15	OP:	0	0									
	OT:	0	0	0	0	0	0	0	0	0	0	0
Reest -	BA:	0	0	0	0	0	0	0	0	0	0	0
Orig	OP:	-60	-66									
	OT:	8	-4	2	4	2	2	3	4	3	3	4




Sorted by FUNC, SFUN, TID, SUB
 (amounts in millions)

		2015	2016	2017	2018	2019	2020	2021	2022	2023	2024	2025
EDUCATION, TRAINING, EMPLOYMENT, AND SOCIAL SERVICES (500)												
Gift and trust fund accounts												
003 9971 0 7 503 BB01 34 88 10 N												
Trust Fund												
Pres 16	BA:	10	10	10	10	10	10	10	10	10	10	10
Reest	OP:	0	0									
	OT:	10	10	10	10	10	10	10	10	10	10	10
Mar 15	BA:	10	10	10	10	10	10	10	10	10	10	10
Base	OP:	0	0									
	OT:	10	10	10	10	10	10	10	10	10	10	10
Orig	BA:	17	16	18	17	19	18	19	19	20	19	21
Pres	OP:	3	4									
	OT:	16	17	18	17	19	18	19	19	20	19	21
Reest -	BA:	0	0	0	0	0	0	0	0	0	0	0
Mar15	OP:	0	0									
	OT:	0	0	0	0	0	0	0	0	0	0	0
Reest -	BA:	-7	-6	-8	-7	-9	-8	-9	-9	-10	-9	-11
Orig	OP:	-3	-4									
	OT:	-6	-7	-8	-7	-9	-8	-9	-9	-10	-9	-11
003 9971 0 7 503 CB01 XX XX 10												
Offsetting Receipts												
Pres 16	BA:	0	0	0	0	0	0	0	0	0	0	0
Reest	OP:	0	0									
	OT:	0	0	0	0	0	0	0	0	0	0	0
Mar 15	BA:	0	0	0	0	0	0	0	0	0	0	0
Base	OP:	0	0									
	OT:	0	0	0	0	0	0	0	0	0	0	0
Orig	BA:	-7	-7	-7	-7	-7	-7	-7	-7	-7	-7	-7
Pres	OP:	0	0									
	OT:	-7	-7	-7	-7	-7	-7	-7	-7	-7	-7	-7
Reest -	BA:	0	0	0	0	0	0	0	0	0	0	0
Mar15	OP:	0	0									
	OT:	0	0	0	0	0	0	0	0	0	0	0
Reest -	BA:	7	7	7	7	7	7	7	7	7	7	7
Orig	OP:	0	0									
	OT:	7	7	7	7	7	7	7	7	7	7	7



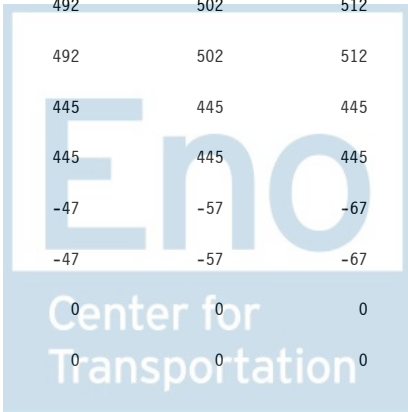
Sorted by FUNC, SFUN, TID, SUB
 (amounts in millions)

		2015	2016	2017	2018	2019	2020	2021	2022	2023	2024	2025
EDUCATION, TRAINING, EMPLOYMENT, AND SOCIAL SERVICES (500)												
Account Total for Gift and trust fund accounts												
Pres 16	BA:	10	10	10	10	10	10	10	10	10	10	10
Reest	OP:	0	0									
	OT:	10	10	10	10	10	10	10	10	10	10	10
Mar 15	BA:	10	10	10	10	10	10	10	10	10	10	10
Base	OP:	0	0									
	OT:	10	10	10	10	10	10	10	10	10	10	10
Orig	BA:	10	9	11	10	12	11	12	12	13	12	14
Pres	OP:	3	4									
	OT:	9	10	11	10	12	11	12	12	13	12	14
Reest -	BA:	0	0	0	0	0	0	0	0	0	0	0
Mar15	OP:	0	0									
	OT:	0	0	0	0	0	0	0	0	0	0	0
Reest -	BA:	0	1	-1	0	-2	-1	-2	-2	-3	-2	-4
Orig	OP:	-3	-4									
	OT:	1	0	-1	0	-2	-1	-2	-2	-3	-2	-4
Corporation for Public Broadcasting												
Corporation for Public Broadcasting												
Corporation for Public Broadcasting												
020 0151 0 1 503 AA01 LA LA 03												
Appropriation												
Pres 16	BA:	0	40	50	55	52	0	0	0	0	0	0
Reest	OP:	0	0									
	OT:	0	40	50	55	52	0	0	0	0	0	0
Mar 15	BA:	0	0	0	0	0	0	0	0	0	0	0
Base	OP:	0	0									
	OT:	0	0	0	0	0	0	0	0	0	0	0
Orig	BA:	0	40	50	55	52	0	0	0	0	0	0
Pres	OP:	0	0									
	OT:	0	40	50	55	52	0	0	0	0	0	0
Reest -	BA:	0	40	50	55	52	0	0	0	0	0	0
Mar15	OP:	0	0									
	OT:	0	40	50	55	52	0	0	0	0	0	0
Reest -	BA:	0	0	0	0	0	0	0	0	0	0	0
Orig	OP:	0	0									
	OT:	0	0	0	0	0	0	0	0	0	0	0



Sorted by FUNC, SFUN, TID, SUB
 (amounts in millions)

		2015	2016	2017	2018	2019	2020	2021	2022	2023	2024	2025
EDUCATION, TRAINING, EMPLOYMENT, AND SOCIAL SERVICES (500)												
020 0151 0 1 503 AD01 LA LA 03 2												
Advance Appropriation												
Pres 16	BA:	445	445	445	445	445	445	445	445	445	445	445
Reest	OP:	0	0									
	OT:	445	445	445	445	445	445	445	445	445	445	445
Mar 15	BA:	445	445	445	454	463	473	482	492	502	512	523
Base	OP:	0	0									
	OT:	445	445	445	454	463	473	482	492	502	512	523
Orig	BA:	445	445	445	445	445	445	445	445	445	445	445
Pres	OP:	0	0									
	OT:	445	445	445	445	445	445	445	445	445	445	445
Reest -	BA:	0	0	0	-9	-18	-28	-37	-47	-57	-67	-78
Mar15	OP:	0	0									
	OT:	0	0	0	-9	-18	-28	-37	-47	-57	-67	-78
Reest -	BA:	0	0	0	0	0	0	0	0	0	0	0
Orig	OP:	0	0									
	OT:	0	0	0	0	0	0	0	0	0	0	0
Account Total for Corporation for Public Broadcasting												
Pres 16	BA:	445	485	495	500	497	445	445	445	445	445	445
Reest	OP:	0	0									
	OT:	445	485	495	500	497	445	445	445	445	445	445
Mar 15	BA:	445	445	445	454	463	473	482	492	502	512	523
Base	OP:	0	0									
	OT:	445	445	445	454	463	473	482	492	502	512	523
Orig	BA:	445	485	495	500	497	445	445	445	445	445	445
Pres	OP:	0	0									
	OT:	445	485	495	500	497	445	445	445	445	445	445
Reest -	BA:	0	40	50	46	34	-28	-37	-47	-57	-67	-78
Mar15	OP:	0	0									
	OT:	0	40	50	46	34	-28	-37	-47	-57	-67	-78
Reest -	BA:	0	0	0	0	0	0	0	0	0	0	0
Orig	OP:	0	0									
	OT:	0	0	0	0	0	0	0	0	0	0	0



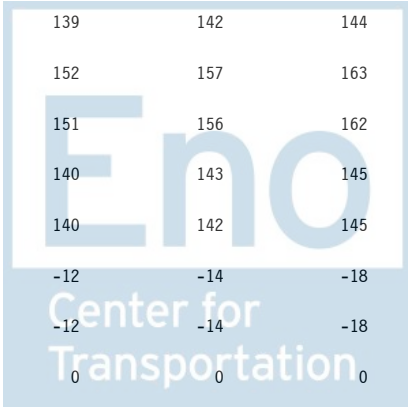
Sorted by FUNC, SFUN, TID, SUB
 (amounts in millions)

	2015	2016	2017	2018	2019	2020	2021	2022	2023	2024	2025
EDUCATION, TRAINING, EMPLOYMENT, AND SOCIAL SERVICES (500)											
Smithsonian Institution											
Smithsonian Institution											
Salaries and expenses											
033 0100 0 1 503 AA01 IN IN 03 0											
Appropriation											
Pres 16 BA:	675	736	751	766	773	780	796	813	829	844	861
Reest OP:	104	104									
OT:	671	722	743	759	767	774	789	805	821	836	853
Mar 15 BA:	675	695	717	742	768	795	822	850	878	908	938
Base OP:	104	104									
OT:	671	688	709	733	759	786	813	840	868	898	927
Orig BA:	675	736	751	766	773	780	796	813	829	844	861
Pres OP:	92	89									
OT:	674	724	746	760	768	774	790	807	823	838	855
Reest - BA:	0	41	34	24	5	-15	-26	-37	-49	-64	-77
Mar15 OP:	0	0									
OT:	0	34	34	26	8	-12	-24	-35	-47	-62	-74
Reest - BA:	0	0	0	0	0	0	0	0	0	0	0
Orig OP:	12	15									
OT:	-3	-2	-3	-1	-1	0	-1	-2	-2	-2	-2




Sorted by FUNC, SFUN, TID, SUB
 (amounts in millions)

		2015	2016	2017	2018	2019	2020	2021	2022	2023	2024	2025
EDUCATION, TRAINING, EMPLOYMENT, AND SOCIAL SERVICES (500)												
Facilities capital												
033 0103 0 1 503 AA01 IN IN 03 0												
Appropriation												
Pres 16	BA:	144	200	204	208	210	213	217	221	225	229	235
Reest	OP:	120	115									
	OT:	153	161	179	199	207	210	213	216	220	224	229
Mar 15	BA:	144	146	149	152	155	159	162	165	169	173	176
Base	OP:	120	115									
	OT:	153	149	147	148	151	155	158	161	165	168	172
Orig	BA:	144	200	204	208	210	213	217	221	225	229	235
Pres	OP:	91	78									
	OT:	126	128	183	201	206	210	212	216	220	224	229
Reest -	BA:	0	54	55	56	55	54	55	56	56	56	59
Mar15	OP:	0	0									
	OT:	0	12	32	51	56	55	55	55	55	56	57
Reest -	BA:	0	0	0	0	0	0	0	0	0	0	0
Orig	OP:	29	37									
	OT:	27	33	-4	-2	1	0	1	0	0	0	0
Salaries and expenses, National Gallery of Art												
033 0200 0 1 503 AA01 IN IN 03 0												
Appropriation												
Pres 16	BA:	120	127	129	132	133	134	138	140	143	145	149
Reest	OP:	17	17									
	OT:	121	127	128	131	133	134	137	139	142	144	148
Mar 15	BA:	120	124	128	132	137	142	147	152	157	163	168
Base	OP:	17	17									
	OT:	121	125	127	131	136	141	146	151	156	162	167
Orig	BA:	120	127	129	132	133	134	138	140	143	145	149
Pres	OP:	13	18									
	OT:	117	128	128	132	133	133	138	140	142	145	148
Reest -	BA:	0	3	1	0	-4	-8	-9	-12	-14	-18	-19
Mar15	OP:	0	0									
	OT:	0	2	1	0	-3	-7	-9	-12	-14	-18	-19
Reest -	BA:	0	0	0	0	0	0	0	0	0	0	0
Orig	OP:	4	-1									
	OT:	4	-1	0	-1	0	1	-1	-1	0	-1	0




Sorted by FUNC, SFUN, TID, SUB
 (amounts in millions)

		2015	2016	2017	2018	2019	2020	2021	2022	2023	2024	2025
EDUCATION, TRAINING, EMPLOYMENT, AND SOCIAL SERVICES (500)												
Repair, restoration, and renovation of buildings, National Galle												
033 0201 0 1 503 AA01 IN IN 03 0												
Appropriation												
Pres 16	BA:	19	26	27	27	27	28	28	29	29	30	30
Reest	OP:	13	14									
	OT:	17	19	23	26	27	27	28	28	29	29	30
Mar 15	BA:	19	19	20	20	20	21	21	22	22	23	23
Base	OP:	13	14									
	OT:	17	18	19	20	20	20	21	21	22	22	23
Orig	BA:	19	26	27	27	27	28	28	29	29	30	30
Pres	OP:	20	21									
	OT:	20	21	25	26	27	27	28	28	29	29	30
Reest -	BA:	0	7	7	7	7	7	7	7	7	7	7
Mar15	OP:	0	0									
	OT:	0	1	4	6	7	7	7	7	7	7	7
Reest -	BA:	0	0	0	0	0	0	0	0	0	0	0
Orig	OP:	-7	-7									
	OT:	-3	-2	-2	0	0	0	0	0	0	0	0
Operations and maintenance, JFK Center for the Performing Arts												
033 0302 0 1 503 AA01 IN IN 03 0												
Appropriation												
Pres 16	BA:	22	22	22	23	23	23	23	25	25	25	26
Reest	OP:	3	3									
	OT:	22	22	22	23	23	23	23	25	25	25	26
Mar 15	BA:	22	22	23	24	24	25	25	26	27	27	28
Base	OP:	3	3									
	OT:	22	22	23	24	24	25	25	26	27	27	28
Orig	BA:	22	22	22	23	23	23	23	25	25	25	26
Pres	OP:	4	4									
	OT:	22	22	22	23	23	23	23	24	25	25	26
Reest -	BA:	0	0	-1	-1	-1	-2	-2	-1	-2	-2	-2
Mar15	OP:	0	0									
	OT:	0	0	-1	-1	-1	-2	-2	-1	-2	-2	-2
Reest -	BA:	0	0	0	0	0	0	0	0	0	0	0
Orig	OP:	-1	-1									
	OT:	0	0	0	0	0	0	0	1	0	0	0



Sorted by FUNC, SFUN, TID, SUB
 (amounts in millions)

		2015	2016	2017	2018	2019	2020	2021	2022	2023	2024	2025
EDUCATION, TRAINING, EMPLOYMENT, AND SOCIAL SERVICES (500)												
Capital Repair and Restoration, JFK Center for the Performing Ar												
033 0303 0 1 503 AA01 IN IN 03 0												
Appropriation												
Pres 16	BA:	11	15	15	16	16	16	16	17	17	17	18
Reest	OP:	8	7									
	OT:	12	12	14	15	15	16	16	16	17	17	17
Mar 15	BA:	11	11	11	12	12	12	12	13	13	13	13
Base	OP:	8	7									
	OT:	12	11	11	12	12	12	12	12	13	13	13
Orig	BA:	11	15	15	16	16	16	16	17	17	17	18
Pres	OP:	7	6									
	OT:	14	15	16	16	16	16	16	16	17	17	18
Reest -	BA:	0	4	4	4	4	4	4	4	4	4	5
Mar15	OP:	0	0									
	OT:	0	1	3	3	3	4	4	4	4	4	4
Reest -	BA:	0	0	0	0	0	0	0	0	0	0	0
Orig	OP:	1	1									
	OT:	-2	-3	-2	-1	-1	0	0	0	0	0	-1
Salaries and expenses, Woodrow Wilson International Center for S												
033 0400 0 1 503 AA01 IN IN 03 0												
Appropriation												
Pres 16	BA:	11	10	10	10	11	11	11	11	11	11	12
Reest	OP:	4	4									
	OT:	11	11	10	10	11	11	11	11	11	11	12
Mar 15	BA:	11	11	12	12	12	13	13	14	14	15	15
Base	OP:	4	4									
	OT:	11	11	12	12	12	13	13	14	14	15	15
Orig	BA:	11	10	10	10	11	11	11	11	11	11	12
Pres	OP:	3	3									
	OT:	11	11	10	10	10	11	11	11	11	11	12
Reest -	BA:	0	-1	-2	-2	-1	-2	-2	-3	-3	-4	-3
Mar15	OP:	0	0									
	OT:	0	0	-2	-2	-1	-2	-2	-3	-3	-4	-3
Reest -	BA:	0	0	0	0	0	0	0	0	0	0	0
Orig	OP:	1	1									
	OT:	0	0	0	0	1	0	0	0	0	0	0



Sorted by FUNC, SFUN, TID, SUB
 (amounts in millions)

		2015	2016	2017	2018	2019	2020	2021	2022	2023	2024	2025
EDUCATION, TRAINING, EMPLOYMENT, AND SOCIAL SERVICES (500)												
National Aeronautics and Space Administration												
National Aeronautics and Space Administration												
Science, space, and technology education trust fund												
080 8978 0 7 503 BB01 52 72 10 N												
Trust Fund												
Pres 16	BA:	1	1	1	1	1	1	1	1	1	1	1
Reest	OP:	0	0									
	OT:	1	1	1	1	1	1	1	1	1	1	1
Mar 15	BA:	1	1	1	1	1	1	1	1	1	1	1
Base	OP:	0	0									
	OT:	1	1	1	1	1	1	1	1	1	1	1
Orig	BA:	1	1	1	1	1	1	1	1	1	1	1
Pres	OP:	0	0									
	OT:	1	1	1	1	1	1	1	1	1	0	0
Reest -	BA:	0	0	0	0	0	0	0	0	0	0	0
Mar15	OP:	0	0									
	OT:	0	0	0	0	0	0	0	0	0	0	0
Reest -	BA:	0	0	0	0	0	0	0	0	0	0	0
Orig	OP:	0	0									
	OT:	0	0	0	0	0	0	0	0	0	1	1




Sorted by FUNC, SFUN, TID, SUB
 (amounts in millions)

	2015	2016	2017	2018	2019	2020	2021	2022	2023	2024	2025	
EDUCATION, TRAINING, EMPLOYMENT, AND SOCIAL SERVICES (500)												
Department of Education												
Departmental Management												
Program administration												
091 0800 0 1 503 AA01 LA LA 03 0												
Appropriation												
Pres 16	BA:	411	474	484	494	499	503	513	523	534	545	555
Reest	OP:	85	82									
	OT:	414	461	482	492	498	502	511	521	532	543	553
Mar 15	BA:	411	423	437	452	468	485	501	519	536	554	573
Base	OP:	85	82									
	OT:	414	420	434	449	465	482	498	515	533	550	569
Orig	BA:	411	474	484	494	499	503	513	523	534	545	555
Pres	OP:	100	81									
	OT:	427	443	468	488	498	502	510	523	531	543	551
Reest -	BA:	0	51	47	42	31	18	12	4	-2	-9	-18
Mar15	OP:	0	0									
	OT:	0	41	48	43	33	20	13	6	-1	-7	-16
Reest -	BA:	0	0	0	0	0	0	0	0	0	0	0
Orig	OP:	-15	1									
	OT:	-13	18	14	4	0	0	1	-2	1	0	2



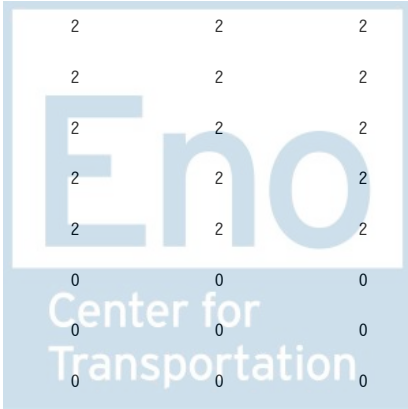
Sorted by FUNC, SFUN, TID, SUB
 (amounts in millions)

		2015	2016	2017	2018	2019	2020	2021	2022	2023	2024	2025
EDUCATION, TRAINING, EMPLOYMENT, AND SOCIAL SERVICES (500)												
Institute of Education Sciences												
Institute of education sciences												
091 1100 0 1 503 AA01 LA LA 03 0												
Appropriation												
Pres 16	BA:	574	676	689	703	710	717	731	747	761	776	792
Reest	OP:	520	514									
	OT:	577	582	617	652	691	702	712	722	735	749	764
Mar 15	BA:	574	583	593	605	617	630	643	656	669	683	697
Base	OP:	520	514									
	OT:	577	572	579	586	596	608	620	633	646	659	672
Orig	BA:	574	676	689	703	710	717	731	747	761	776	792
Pres	OP:	415	432									
	OT:	509	542	625	660	690	705	714	725	739	755	769
Reest -	BA:	0	93	96	98	93	87	88	91	92	93	95
Mar15	OP:	0	0									
	OT:	0	10	38	66	95	94	92	89	89	90	92
Reest -	BA:	0	0	0	0	0	0	0	0	0	0	0
Orig	OP:	105	82									
	OT:	68	40	-8	-8	1	-3	-2	-3	-4	-6	-5
091 1100 0 1 503 DE01 LA LA 03 A STIM09												
Supplemental Emergency												
Pres 16	BA:	0	0	0	0	0	0	0	0	0	0	0
Reest	OP:	14	0									
	OT:	14	0	0	0	0	0	0	0	0	0	0
Mar 15	BA:	0	0	0	0	0	0	0	0	0	0	0
Base	OP:	14	0									
	OT:	14	0	0	0	0	0	0	0	0	0	0
Orig	BA:	0	0	0	0	0	0	0	0	0	0	0
Pres	OP:	0	0									
	OT:	0	0	0	0	0	0	0	0	0	0	0
Reest -	BA:	0	0	0	0	0	0	0	0	0	0	0
Mar15	OP:	0	0									
	OT:	0	0	0	0	0	0	0	0	0	0	0
Reest -	BA:	0	0	0	0	0	0	0	0	0	0	0
Orig	OP:	14	0									
	OT:	14	0	0	0	0	0	0	0	0	0	0



Sorted by FUNC, SFUN, TID, SUB
 (amounts in millions)

		2015	2016	2017	2018	2019	2020	2021	2022	2023	2024	2025
EDUCATION, TRAINING, EMPLOYMENT, AND SOCIAL SERVICES (500)												
Account Total for Institute of education sciences												
Pres 16	BA:	574	676	689	703	710	717	731	747	761	776	792
Reest	OP:	534	514									
	OT:	591	582	617	652	691	702	712	722	735	749	764
Mar 15	BA:	574	583	593	605	617	630	643	656	669	683	697
Base	OP:	534	514									
	OT:	591	572	579	586	596	608	620	633	646	659	672
Orig	BA:	574	676	689	703	710	717	731	747	761	776	792
Pres	OP:	415	432									
	OT:	509	542	625	660	690	705	714	725	739	755	769
Reest -	BA:	0	93	96	98	93	87	88	91	92	93	95
Mar15	OP:	0	0									
	OT:	0	10	38	66	95	94	92	89	89	90	92
Reest -	BA:	0	0	0	0	0	0	0	0	0	0	0
Orig	OP:	119	82									
	OT:	82	40	-8	-8	1	-3	-2	-3	-4	-6	-5
Commission of Fine Arts												
Commission of Fine Arts												
National Capital Arts and Cultural Affairs												
323 2602 0 1 503 AA01 IN IN 03 0												
Appropriation												
Pres 16	BA:	2	2	2	2	2	2	2	2	2	2	2
Reest	OP:	0	0									
	OT:	2	2	2	2	2	2	2	2	2	2	2
Mar 15	BA:	2	2	2	2	2	2	2	2	2	2	2
Base	OP:	0	0									
	OT:	2	2	2	2	2	2	2	2	2	2	2
Orig	BA:	2	2	2	2	2	2	2	2	2	2	2
Pres	OP:	0	0									
	OT:	2	2	2	2	2	2	2	2	2	2	2
Reest -	BA:	0	0	0	0	0	0	0	0	0	0	0
Mar15	OP:	0	0									
	OT:	0	0	0	0	0	0	0	0	0	0	0
Reest -	BA:	0	0	0	0	0	0	0	0	0	0	0
Orig	OP:	0	0									
	OT:	0	0	0	0	0	0	0	0	0	0	0



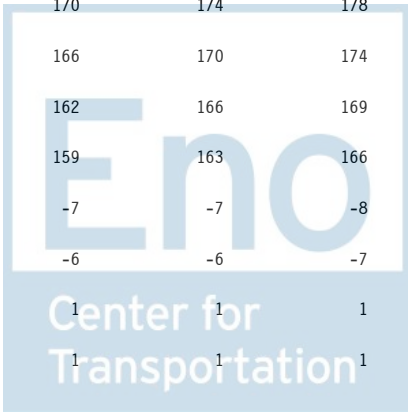
Sorted by FUNC, SFUN, TID, SUB
 (amounts in millions)

		2015	2016	2017	2018	2019	2020	2021	2022	2023	2024	2025
EDUCATION, TRAINING, EMPLOYMENT, AND SOCIAL SERVICES (500)												
National Endowment for the Arts												
National Endowment for the Arts												
Grants and Administration												
417 0100 0 1 503 AA01 IN IN 03 0												
Appropriation												
Pres 16	BA:	146	148	151	154	156	157	160	163	167	170	173
Reest	OP:	97	99									
	OT:	144	146	148	151	154	156	158	160	164	167	170
Mar 15	BA:	146	149	152	155	159	163	166	170	174	178	183
Base	OP:	97	99									
	OT:	144	147	149	152	156	159	163	166	170	174	179
Orig	BA:	146	148	151	154	156	157	160	163	167	170	173
Pres	OP:	100	99									
	OT:	149	148	151	156	157	156	157	160	164	167	171
Reest -	BA:	0	-1	-1	-1	-3	-6	-6	-7	-7	-8	-10
Mar15	OP:	0	0									
	OT:	0	-1	-1	-1	-2	-3	-5	-6	-6	-7	-9
Reest -	BA:	0	0	0	0	0	0	0	0	0	0	0
Orig	OP:	-3	0									
	OT:	-5	-2	-3	-5	-3	0	1	0	0	0	-1



Sorted by FUNC, SFUN, TID, SUB
 (amounts in millions)

		2015	2016	2017	2018	2019	2020	2021	2022	2023	2024	2025
EDUCATION, TRAINING, EMPLOYMENT, AND SOCIAL SERVICES (500)												
417 0100 0 1 503 CB01 XX XX 10												
Offsetting Receipts												
Pres 16	BA:	0	0	0	0	0	0	0	0	0	0	0
Reest	OP:	0	0									
	OT:	0	0	0	0	0	0	0	0	0	0	0
Mar 15	BA:	0	0	0	0	0	0	0	0	0	0	0
Base	OP:	0	0									
	OT:	0	0	0	0	0	0	0	0	0	0	0
Orig	BA:	-1	-1	-1	-1	-1	-1	-1	-1	-1	-1	-1
Pres	OP:	0	0									
	OT:	-1	-1	-1	-1	-1	-1	-1	-1	-1	-1	-1
Reest -	BA:	0	0	0	0	0	0	0	0	0	0	0
Mar15	OP:	0	0									
	OT:	0	0	0	0	0	0	0	0	0	0	0
Reest -	BA:	1	1	1	1	1	1	1	1	1	1	1
Orig	OP:	0	0									
	OT:	1	1	1	1	1	1	1	1	1	1	1
Account Total for Grants and Administration												
Pres 16	BA:	146	148	151	154	156	157	160	163	167	170	173
Reest	OP:	97	99									
	OT:	144	146	148	151	154	156	158	160	164	167	170
Mar 15	BA:	146	149	152	155	159	163	166	170	174	178	183
Base	OP:	97	99									
	OT:	144	147	149	152	156	159	163	166	170	174	179
Orig	BA:	145	147	150	153	155	156	159	162	166	169	172
Pres	OP:	100	99									
	OT:	148	147	150	155	156	155	156	159	163	166	170
Reest -	BA:	0	-1	-1	-1	-3	-6	-6	-7	-7	-8	-10
Mar15	OP:	0	0									
	OT:	0	-1	-1	-1	-2	-3	-5	-6	-6	-7	-9
Reest -	BA:	1	1	1	1	1	1	1	1	1	1	1
Orig	OP:	-3	0									
	OT:	-4	-1	-2	-4	-2	1	2	1	1	1	0



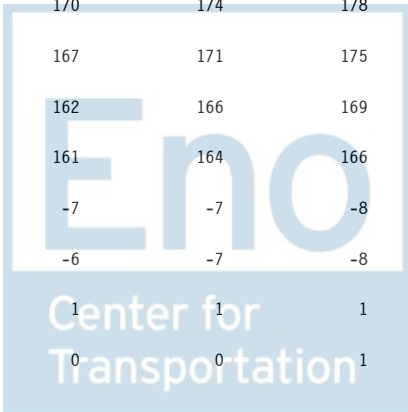
Sorted by FUNC, SFUN, TID, SUB
 (amounts in millions)

		2015	2016	2017	2018	2019	2020	2021	2022	2023	2024	2025
EDUCATION, TRAINING, EMPLOYMENT, AND SOCIAL SERVICES (500)												
National Endowment for the Humanities												
National Endowment for the Humanities												
Grants and Administration												
417 0200 0 1 503 AA01 IN IN 03 0												
Appropriation												
Pres 16	BA:	146	148	151	154	156	157	160	163	167	170	173
Reest	OP:	83	84									
	OT:	146	148	149	152	154	156	158	161	164	167	170
Mar 15	BA:	146	149	152	155	159	163	166	170	174	178	182
Base	OP:	83	84									
	OT:	146	148	149	153	156	160	163	167	171	175	179
Orig	BA:	146	148	151	154	156	157	160	163	167	170	173
Pres	OP:	77	76									
	OT:	150	150	151	153	156	157	159	162	165	167	170
Reest -	BA:	0	-1	-1	-1	-3	-6	-6	-7	-7	-8	-9
Mar15	OP:	0	0									
	OT:	0	0	0	-1	-2	-4	-5	-6	-7	-8	-9
Reest -	BA:	0	0	0	0	0	0	0	0	0	0	0
Orig	OP:	6	8									
	OT:	-4	-2	-2	-1	-2	-1	-1	-1	-1	0	0



Sorted by FUNC, SFUN, TID, SUB
 (amounts in millions)

		2015	2016	2017	2018	2019	2020	2021	2022	2023	2024	2025
EDUCATION, TRAINING, EMPLOYMENT, AND SOCIAL SERVICES (500)												
417 0200 0 1 503 CB01 XX XX 10												
Offsetting Receipts												
Pres 16	BA:	0	0	0	0	0	0	0	0	0	0	0
Reest	OP:	0	0									
	OT:	0	0	0	0	0	0	0	0	0	0	0
Mar 15	BA:	0	0	0	0	0	0	0	0	0	0	0
Base	OP:	0	0									
	OT:	0	0	0	0	0	0	0	0	0	0	0
Orig	BA:	-1	-1	-1	-1	-1	-1	-1	-1	-1	-1	-1
Pres	OP:	0	0									
	OT:	-1	-1	-1	-1	-1	-1	-1	-1	-1	-1	-1
Reest -	BA:	0	0	0	0	0	0	0	0	0	0	0
Mar15	OP:	0	0									
	OT:	0	0	0	0	0	0	0	0	0	0	0
Reest -	BA:	1	1	1	1	1	1	1	1	1	1	1
Orig	OP:	0	0									
	OT:	1	1	1	1	1	1	1	1	1	1	1
Account Total for Grants and Administration												
Pres 16	BA:	146	148	151	154	156	157	160	163	167	170	173
Reest	OP:	83	84									
	OT:	146	148	149	152	154	156	158	161	164	167	170
Mar 15	BA:	146	149	152	155	159	163	166	170	174	178	182
Base	OP:	83	84									
	OT:	146	148	149	153	156	160	163	167	171	175	179
Orig	BA:	145	147	150	153	155	156	159	162	166	169	172
Pres	OP:	77	76									
	OT:	149	149	150	152	155	156	158	161	164	166	169
Reest -	BA:	0	-1	-1	-1	-3	-6	-6	-7	-7	-8	-9
Mar15	OP:	0	0									
	OT:	0	0	0	-1	-2	-4	-5	-6	-7	-8	-9
Reest -	BA:	1	1	1	1	1	1	1	1	1	1	1
Orig	OP:	6	8									
	OT:	-3	-1	-1	0	-1	0	0	0	0	1	1



Sorted by FUNC, SFUN, TID, SUB
 (amounts in millions)

		2015	2016	2017	2018	2019	2020	2021	2022	2023	2024	2025
EDUCATION, TRAINING, EMPLOYMENT, AND SOCIAL SERVICES (500)												
Institute of Museum and Library Services												
Institute of Museum and Library Services												
Office of Museum and Library Services: Grants and Administration												
417 0300 0 1 503 AA01 LA LA 03 0												
Appropriation												
Pres 16	BA:	228	237	242	247	249	252	257	262	267	272	278
Reest	OP:	191	189									
	OT:	225	225	228	236	240	243	247	251	256	261	266
Mar 15	BA:	228	232	236	241	246	251	257	262	268	273	279
Base	OP:	191	189									
	OT:	225	224	224	231	235	240	245	251	256	261	267
Orig	BA:	228	237	242	247	249	252	257	262	267	272	278
Pres	OP:	250	159									
	OT:	318	230	238	243	248	250	253	259	263	269	273
Reest -	BA:	0	5	6	6	3	1	0	0	-1	-1	-1
Mar15	OP:	0	0									
	OT:	0	1	4	5	5	3	2	0	0	0	-1
Reest -	BA:	0	0	0	0	0	0	0	0	0	0	0
Orig	OP:	-59	30									
	OT:	-93	-5	-10	-7	-8	-7	-6	-8	-7	-8	-7



Sorted by FUNC, SFUN, TID, SUB
 (amounts in millions)

		2015	2016	2017	2018	2019	2020	2021	2022	2023	2024	2025
EDUCATION, TRAINING, EMPLOYMENT, AND SOCIAL SERVICES (500)												
National Endowment for the Arts												
National Endowment for the Arts												
Gifts and Donations, National Endowment for the Arts												
417 8040 0 7 503 BB01 29 87 10 N												
Trust Fund												
Pres 16	BA:	1	1	1	1	1	1	1	1	1	1	1
Reest	OP:	0	0									
	OT:	1	1	1	1	1	1	1	1	1	1	1
Mar 15	BA:	1	1	1	1	1	1	1	1	1	1	1
Base	OP:	0	0									
	OT:	1	1	1	1	1	1	1	1	1	1	1
Orig	BA:	1	1	1	1	1	1	1	1	1	1	1
Pres	OP:	0	0									
	OT:	1	1	1	1	1	1	1	1	1	1	1
Reest -	BA:	0	0	0	0	0	0	0	0	0	0	0
Mar15	OP:	0	0									
	OT:	0	0	0	0	0	0	0	0	0	0	0
Reest -	BA:	0	0	0	0	0	0	0	0	0	0	0
Orig	OP:	0	0									
	OT:	0	0	0	0	0	0	0	0	0	0	0



Sorted by FUNC, SFUN, TID, SUB
 (amounts in millions)

		2015	2016	2017	2018	2019	2020	2021	2022	2023	2024	2025
EDUCATION, TRAINING, EMPLOYMENT, AND SOCIAL SERVICES (500)												
National Endowment for the Humanities												
National Endowment for the Humanities												
Gifts and Donations, National Endowment for the Humanities												
417 8050 0 7 503 BB01 29 87 10 N												
Trust Fund												
Pres 16	BA:	1	1	1	1	1	1	1	1	1	1	1
Reest	OP:	0	0									
	OT:	1	1	1	1	1	1	1	1	1	1	1
Mar 15	BA:	1	1	1	1	1	1	1	1	1	1	1
Base	OP:	0	0									
	OT:	1	1	1	1	1	1	1	1	1	1	1
Orig	BA:	1	1	1	1	1	1	1	1	1	1	1
Pres	OP:	0	0									
	OT:	1	1	1	1	1	1	1	1	1	1	1
Reest -	BA:	0	0	0	0	0	0	0	0	0	0	0
Mar15	OP:	0	0									
	OT:	0	0	0	0	0	0	0	0	0	0	0
Reest -	BA:	0	0	0	0	0	0	0	0	0	0	0
Orig	OP:	0	0									
	OT:	0	0	0	0	0	0	0	0	0	0	0



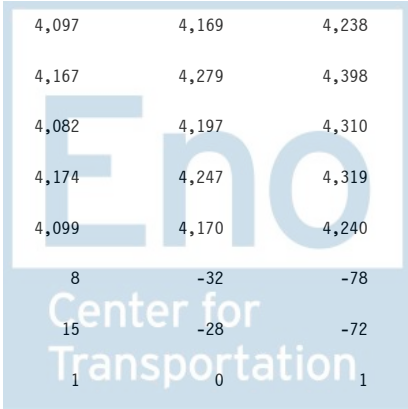
Sorted by FUNC, SFUN, TID, SUB
 (amounts in millions)

		2015	2016	2017	2018	2019	2020	2021	2022	2023	2024	2025
EDUCATION, TRAINING, EMPLOYMENT, AND SOCIAL SERVICES (500)												
Institute of Museum and Library Services												
Institute of Museum and Library Services												
Gifts and donations												
417 8080 0 7 503 CB01 XX XX 10												
Offsetting Receipts												
Pres 16	BA:	0	0	0	0	0	0	0	0	0	0	0
Reest	OP:	0	0									
	OT:	0	0	0	0	0	0	0	0	0	0	0
Mar 15	BA:	0	0	0	0	0	0	0	0	0	0	0
Base	OP:	0	0									
	OT:	0	0	0	0	0	0	0	0	0	0	0
Orig	BA:	-1	-1	-1	-1	-1	-1	-1	-1	-1	-1	-1
Pres	OP:	0	0									
	OT:	-1	-1	-1	-1	-1	-1	-1	-1	-1	-1	-1
Reest -	BA:	0	0	0	0	0	0	0	0	0	0	0
Mar15	OP:	0	0									
	OT:	0	0	0	0	0	0	0	0	0	0	0
Reest -	BA:	1	1	1	1	1	1	1	1	1	1	1
Orig	OP:	0	0									
	OT:	1	1	1	1	1	1	1	1	1	1	1



Sorted by FUNC, SFUN, TID, SUB
 (amounts in millions)

		2015	2016	2017	2018	2019	2020	2021	2022	2023	2024	2025
EDUCATION, TRAINING, EMPLOYMENT, AND SOCIAL SERVICES (500)												
United States Holocaust Memorial Museum												
United States Holocaust Memorial Museum												
Holocaust Memorial Museum												
456 3300 0 1 503 AA01 IN IN 03 0												
Appropriation												
Pres 16	BA:	52	55	56	57	58	59	60	61	62	64	65
Reest	OP:	8	8									
	OT:	52	55	55	56	57	58	59	60	61	63	64
Mar 15	BA:	52	53	55	56	58	60	61	63	65	67	69
Base	OP:	8	8									
	OT:	52	53	54	55	57	59	60	62	64	66	68
Orig	BA:	53	55	56	57	58	59	60	61	62	64	65
Pres	OP:	12	12									
	OT:	53	54	56	56	57	59	60	61	62	63	65
Reest -	BA:	0	2	1	1	0	-1	-1	-2	-3	-3	-4
Mar15	OP:	0	0									
	OT:	0	2	1	1	0	-1	-1	-2	-3	-3	-4
Reest -	BA:	-1	0	0	0	0	0	0	0	0	0	0
Orig	OP:	-4	-4									
	OT:	-1	1	-1	0	0	-1	-1	-1	-1	0	-1
Subfunction Total for 503 Research and general education aids (503)												
Pres 16	BA:	3,482	3,863	3,940	4,016	4,047	4,029	4,098	4,175	4,247	4,320	4,400
Reest	OP:	1,370	1,339									
	OT:	3,498	3,667	3,794	3,912	3,989	3,974	4,033	4,097	4,169	4,238	4,316
Mar 15	BA:	3,482	3,553	3,636	3,734	3,837	3,948	4,052	4,167	4,279	4,398	4,517
Base	OP:	1,370	1,339									
	OT:	3,498	3,514	3,575	3,666	3,764	3,869	3,973	4,082	4,197	4,310	4,429
Orig	BA:	3,480	3,859	3,938	4,013	4,046	4,027	4,097	4,174	4,247	4,319	4,401
Pres	OP:	1,376	1,273									
	OT:	3,501	3,594	3,806	3,916	3,987	3,972	4,027	4,099	4,170	4,240	4,317
Reest -	BA:	0	310	304	282	210	81	46	8	-32	-78	-117
Mar15	OP:	0	0									
	OT:	0	153	219	246	225	105	60	15	-28	-72	-113
Reest -	BA:	2	4	2	3	1	2	1	1	0	1	-1
Orig	OP:	-6	66									
	OT:	-3	73	-12	-4	2	2	6	-2	-1	-2	-1



Sorted by FUNC, SFUN, TID, SUB
(amounts in millions)

	2015	2016	2017	2018	2019	2020	2021	2022	2023	2024	2025
EDUCATION, TRAINING, EMPLOYMENT, AND SOCIAL SERVICES (500)											



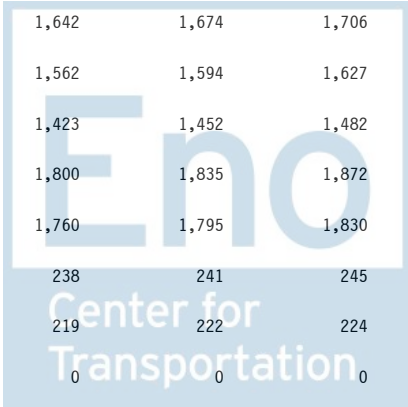
Sorted by FUNC, SFUN, TID, SUB
 (amounts in millions)

	2015	2016	2017	2018	2019	2020	2021	2022	2023	2024	2025
EDUCATION, TRAINING, EMPLOYMENT, AND SOCIAL SERVICES (500)											
Training and employment (504)											
Department of Labor											
Employment and Training Administration											
Job Driven Training Proposals											
016 0171 0 1 504 EA01 29 87 10											
Proposed Legislation											
Pres 16 BA:	0	21,000	0	0	0	0	0	0	0	0	0
Reest OP:	0	0									
OT:	0	480	2,300	3,100	2,550	1,900	1,600	1,600	1,600	1,600	1,600
Mar 15 BA:	0	0	0	0	0	0	0	0	0	0	0
Base OP:	0	0									
OT:	0	0	0	0	0	0	0	0	0	0	0
Orig BA:	0	21,000	0	0	0	0	0	0	0	0	0
Pres OP:	0	0									
OT:	0	3,545	3,785	2,443	2,395	1,472	1,472	1,472	1,472	1,472	1,472
Reest - BA:	0	21,000	0	0	0	0	0	0	0	0	0
Mar15 OP:	0	0									
OT:	0	480	2,300	3,100	2,550	1,900	1,600	1,600	1,600	1,600	1,600
Reest - BA:	0	0	0	0	0	0	0	0	0	0	0
Orig OP:	0	0									
OT:	0	-3,065	-1,485	657	155	428	128	128	128	128	128




Sorted by FUNC, SFUN, TID, SUB
 (amounts in millions)

		2015	2016	2017	2018	2019	2020	2021	2022	2023	2024	2025
EDUCATION, TRAINING, EMPLOYMENT, AND SOCIAL SERVICES (500)												
Program administration												
016 0172 0 1 504 AA01 LA LA 03 0												
Appropriation												
Pres 16	BA:	105	123	125	128	129	130	133	136	138	141	144
Reest	OP:	23	25									
	OT:	102	117	124	127	129	130	132	135	137	140	143
Mar 15	BA:	105	108	112	116	120	124	128	133	137	142	147
Base	OP:	23	25									
	OT:	102	106	111	115	119	123	127	132	136	141	146
Orig	BA:	105	123	125	128	129	130	133	136	138	141	144
Pres	OP:	30	21									
	OT:	114	120	124	128	128	130	133	135	138	140	143
Reest -	BA:	0	15	13	12	9	6	5	3	1	-1	-3
Mar15	OP:	0	0									
	OT:	0	11	13	12	10	7	5	3	1	-1	-3
Reest -	BA:	0	0	0	0	0	0	0	0	0	0	0
Orig	OP:	-7	4									
	OT:	-12	-3	0	-1	1	0	-1	0	-1	0	0
Training and employment services												
016 0174 0 1 504 AA01 LA LA 03 0												
Appropriation												
Pres 16	BA:	1,368	1,630	1,663	1,695	1,712	1,729	1,764	1,800	1,835	1,872	1,911
Reest	OP:	1,189	1,169									
	OT:	1,292	1,291	1,461	1,528	1,569	1,595	1,613	1,642	1,674	1,706	1,741
Mar 15	BA:	1,368	1,389	1,413	1,442	1,471	1,501	1,531	1,562	1,594	1,627	1,659
Base	OP:	1,189	1,169									
	OT:	1,292	1,273	1,293	1,316	1,341	1,368	1,395	1,423	1,452	1,482	1,512
Orig	BA:	1,368	1,630	1,663	1,695	1,712	1,729	1,764	1,800	1,835	1,872	1,911
Pres	OP:	1,436	1,298									
	OT:	1,588	1,481	1,572	1,662	1,688	1,710	1,731	1,760	1,795	1,830	1,869
Reest -	BA:	0	241	250	253	241	228	233	238	241	245	252
Mar15	OP:	0	0									
	OT:	0	18	168	212	228	227	218	219	222	224	229
Reest -	BA:	0	0	0	0	0	0	0	0	0	0	0
Orig	OP:	-247	-129									
	OT:	-296	-190	-111	-134	-119	-115	-118	-118	-121	-124	-128



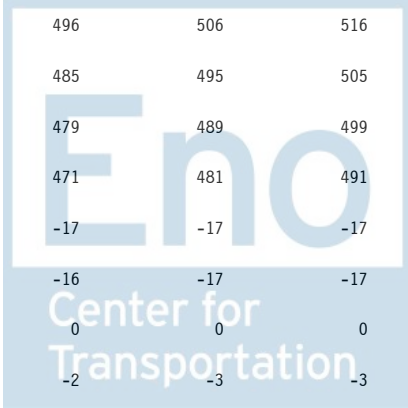
Sorted by FUNC, SFUN, TID, SUB
 (amounts in millions)

		2015	2016	2017	2018	2019	2020	2021	2022	2023	2024	2025
EDUCATION, TRAINING, EMPLOYMENT, AND SOCIAL SERVICES (500)												
016 0174 0 1 504 AD01 LA LA 03 1												
Advance Appropriation												
Pres 16	BA:	1,772	1,772	1,772	1,772	1,772	1,772	1,772	1,772	1,772	1,772	1,772
Reest	OP:	609	603									
	OT:	1,725	1,719	1,719	1,719	1,719	1,719	1,719	1,719	1,719	1,719	1,719
Mar 15	BA:	1,772	1,772	1,803	1,840	1,877	1,915	1,954	1,994	2,034	2,076	2,118
Base	OP:	609	603									
	OT:	1,725	1,719	1,739	1,770	1,804	1,840	1,878	1,916	1,955	1,995	2,035
Orig	BA:	1,772	1,772	1,772	1,772	1,772	1,772	1,772	1,772	1,772	1,772	1,772
Pres	OP:	702	708									
	OT:	1,781	1,787	1,772	1,772	1,772	1,772	1,772	1,772	1,772	1,772	1,772
Reest -	BA:	0	0	-31	-68	-105	-143	-182	-222	-262	-304	-346
Mar15	OP:	0	0									
	OT:	0	0	-20	-51	-85	-121	-159	-197	-236	-276	-316
Reest -	BA:	0	0	0	0	0	0	0	0	0	0	0
Orig	OP:	-93	-105									
	OT:	-56	-68	-53	-53	-53	-53	-53	-53	-53	-53	-53
016 0174 0 1 504 BA03 58 78 10 N STIM09												
Federal Fund												
National Emergency Grants in 09STIM												
Pres 16	BA:	0	0	0	0	0	0	0	0	0	0	0
Reest	OP:	5	0									
	OT:	5	0	0	0	0	0	0	0	0	0	0
Mar 15	BA:	0	0	0	0	0	0	0	0	0	0	0
Base	OP:	5	0									
	OT:	5	0	0	0	0	0	0	0	0	0	0
Orig	BA:	0	0	0	0	0	0	0	0	0	0	0
Pres	OP:	0	0									
	OT:	0	0	0	0	0	0	0	0	0	0	0
Reest -	BA:	0	0	0	0	0	0	0	0	0	0	0
Mar15	OP:	0	0									
	OT:	0	0	0	0	0	0	0	0	0	0	0
Reest -	BA:	0	0	0	0	0	0	0	0	0	0	0
Orig	OP:	5	0									
	OT:	5	0	0	0	0	0	0	0	0	0	0




Sorted by FUNC, SFUN, TID, SUB
 (amounts in millions)

		2015	2016	2017	2018	2019	2020	2021	2022	2023	2024	2025
EDUCATION, TRAINING, EMPLOYMENT, AND SOCIAL SERVICES (500)												
Account Total for Training and employment services												
Pres 16	BA:	3,140	3,402	3,435	3,467	3,484	3,501	3,536	3,572	3,607	3,644	3,683
Reest	OP:	1,803	1,772									
	OT:	3,022	3,010	3,180	3,247	3,288	3,314	3,332	3,361	3,393	3,425	3,460
Mar 15	BA:	3,140	3,161	3,216	3,282	3,348	3,416	3,485	3,556	3,628	3,703	3,777
Base	OP:	1,803	1,772									
	OT:	3,022	2,992	3,032	3,086	3,145	3,208	3,273	3,339	3,407	3,477	3,547
Orig	BA:	3,140	3,402	3,435	3,467	3,484	3,501	3,536	3,572	3,607	3,644	3,683
Pres	OP:	2,138	2,006									
	OT:	3,369	3,268	3,344	3,434	3,460	3,482	3,503	3,532	3,567	3,602	3,641
Reest -	BA:	0	241	219	185	136	85	51	16	-21	-59	-94
Mar15	OP:	0	0									
	OT:	0	18	148	161	143	106	59	22	-14	-52	-87
Reest -	BA:	0	0	0	0	0	0	0	0	0	0	0
Orig	OP:	-335	-234									
	OT:	-347	-258	-164	-187	-172	-168	-171	-171	-174	-177	-181
Community service employment for older Americans												
016 0175 0 1 504 AA01 LA LA 03 0												
Appropriation												
Pres 16	BA:	434	434	443	452	456	461	470	479	489	499	509
Reest	OP:	355	356									
	OT:	429	430	433	442	450	454	460	469	478	488	498
Mar 15	BA:	434	441	448	457	467	476	486	496	506	516	526
Base	OP:	355	356									
	OT:	429	431	440	447	456	466	475	485	495	505	515
Orig	BA:	434	434	443	452	456	461	470	479	489	499	509
Pres	OP:	336	352									
	OT:	418	434	436	445	453	457	462	471	481	491	501
Reest -	BA:	0	-7	-5	-5	-11	-15	-16	-17	-17	-17	-17
Mar15	OP:	0	0									
	OT:	0	-1	-7	-5	-6	-12	-15	-16	-17	-17	-17
Reest -	BA:	0	0	0	0	0	0	0	0	0	0	0
Orig	OP:	19	4									
	OT:	11	-4	-3	-3	-3	-3	-2	-2	-3	-3	-3



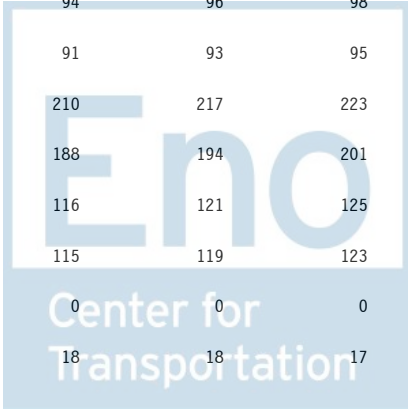
Sorted by FUNC, SFUN, TID, SUB
 (amounts in millions)

		2015	2016	2017	2018	2019	2020	2021	2022	2023	2024	2025
EDUCATION, TRAINING, EMPLOYMENT, AND SOCIAL SERVICES (500)												
State unemployment insurance and employment service operations												
016 0179 0 1 504 AA01 LA LA 03 0												
Appropriation												
allotments to states												
Pres 16	BA:	82	104	106	109	109	110	113	114	117	119	123
Reest	OP:	71	73									
	OT:	80	84	94	104	107	109	110	112	114	116	118
Mar 15	BA:	82	83	85	86	88	90	92	94	96	98	100
Base	OP:	71	73									
	OT:	80	82	83	84	86	87	89	91	93	95	97
Orig	BA:	82	104	106	109	109	110	113	114	117	119	123
Pres	OP:	728	592									
	OT:	220	-235	53	84	96	98	92	92	94	97	99
Reest -	BA:	0	21	21	23	21	20	21	20	21	21	23
Mar15	OP:	0	0									
	OT:	0	2	11	20	21	22	21	21	21	21	21
Reest -	BA:	0	0	0	0	0	0	0	0	0	0	0
Orig	OP:	-657	-519									
	OT:	-140	319	41	20	11	11	18	20	20	19	19
016 0179 0 1 504 BS01 29 78 10 A												
Sequester												
Pres 16	BA:	-1	0	0	0	0	0	0	0	0	0	0
Reest	OP:	0	0									
	OT:	0	0	0	0	0	0	0	0	0	0	0
Mar 15	BA:	-1	0	0	0	0	0	0	0	0	0	0
Base	OP:	0	0									
	OT:	0	0	0	0	0	0	0	0	0	0	0
Orig	BA:	0	0	0	0	0	0	0	0	0	0	0
Pres	OP:	0	0									
	OT:	0	0	0	0	0	0	0	0	0	0	0
Reest -	BA:	0	0	0	0	0	0	0	0	0	0	0
Mar15	OP:	0	0									
	OT:	0	0	0	0	0	0	0	0	0	0	0
Reest -	BA:	-1	0	0	0	0	0	0	0	0	0	0
Orig	OP:	0	0									
	OT:	0	0	0	0	0	0	0	0	0	0	0




Sorted by FUNC, SFUN, TID, SUB
 (amounts in millions)

		2015	2016	2017	2018	2019	2020	2021	2022	2023	2024	2025
EDUCATION, TRAINING, EMPLOYMENT, AND SOCIAL SERVICES (500)												
016 0179 0 1 504 EA02 29 78 10												
Proposed Legislation												
Pres 16	BA:	0	38	78	81	85	88	92	96	100	104	109
Reest	OP:	0	0									
	OT:	0	17	55	79	83	86	90	94	98	102	106
Mar 15	BA:	0	0	0	0	0	0	0	0	0	0	0
Base	OP:	0	0									
	OT:	0	0	0	0	0	0	0	0	0	0	0
Orig	BA:	0	38	78	81	85	88	92	96	100	104	109
Pres	OP:	0	0									
	OT:	0	38	78	81	85	88	92	96	100	104	109
Reest -	BA:	0	38	78	81	85	88	92	96	100	104	109
Mar15	OP:	0	0									
	OT:	0	17	55	79	83	86	90	94	98	102	106
Reest -	BA:	0	0	0	0	0	0	0	0	0	0	0
Orig	OP:	0	0									
	OT:	0	-21	-23	-2	-2	-2	-2	-2	-2	-2	-3
Account Total for State unemployment insurance and employment service operations												
Pres 16	BA:	81	142	184	190	194	198	205	210	217	223	232
Reest	OP:	71	73									
	OT:	80	101	149	183	190	195	200	206	212	218	224
Mar 15	BA:	81	83	85	86	88	90	92	94	96	98	100
Base	OP:	71	73									
	OT:	80	82	83	84	86	87	89	91	93	95	97
Orig	BA:	82	142	184	190	194	198	205	210	217	223	232
Pres	OP:	728	592									
	OT:	220	-197	131	165	181	186	184	188	194	201	208
Reest -	BA:	0	59	99	104	106	108	113	116	121	125	132
Mar15	OP:	0	0									
	OT:	0	19	66	99	104	108	111	115	119	123	127
Reest -	BA:	-1	0	0	0	0	0	0	0	0	0	0
Orig	OP:	-657	-519									
	OT:	-140	298	18	18	9	9	16	18	18	17	16




Sorted by FUNC, SFUN, TID, SUB
 (amounts in millions)

		2015	2016	2017	2018	2019	2020	2021	2022	2023	2024	2025
EDUCATION, TRAINING, EMPLOYMENT, AND SOCIAL SERVICES (500)												
Job Corps												
016 0181 0 1 504 AA01 LA LA 03 0												
Appropriation												
Pres 16	BA:	1,688	1,716	1,751	1,786	1,803	1,822	1,858	1,894	1,932	1,971	2,010
Reest	OP:	1,249	1,306									
	OT:	1,536	1,598	1,652	1,712	1,741	1,761	1,783	1,816	1,850	1,887	1,924
Mar 15	BA:	1,688	1,716	1,749	1,788	1,827	1,867	1,908	1,950	1,993	2,037	2,082
Base	OP:	1,249	1,306									
	OT:	1,536	1,598	1,652	1,711	1,746	1,784	1,822	1,861	1,902	1,944	1,987
Orig	BA:	1,688	1,716	1,751	1,786	1,803	1,822	1,858	1,894	1,932	1,971	2,010
Pres	OP:	1,427	1,446									
	OT:	1,617	1,648	1,723	1,751	1,784	1,803	1,824	1,857	1,894	1,933	1,971
Reest -	BA:	0	0	2	-2	-24	-45	-50	-56	-61	-66	-72
Mar15	OP:	0	0									
	OT:	0	0	0	1	-5	-23	-39	-45	-52	-57	-63
Reest -	BA:	0	0	0	0	0	0	0	0	0	0	0
Orig	OP:	-178	-140									
	OT:	-81	-50	-71	-39	-43	-42	-41	-41	-44	-46	-47
016 0181 0 1 504 AD01 LA LA 03												
Advance Appropriation												
Pres 16	BA:	0	0	0	0	0	0	0	0	0	0	0
Reest	OP:	0	0									
	OT:	0	0	0	0	0	0	0	0	0	0	0
Mar 15	BA:	0	0	0	0	0	0	0	0	0	0	0
Base	OP:	0	0									
	OT:	0	0	0	0	0	0	0	0	0	0	0
Orig	BA:	0	0	0	0	0	0	0	0	0	0	0
Pres	OP:	22	20									
	OT:	22	20	0	0	0	0	0	0	0	0	0
Reest -	BA:	0	0	0	0	0	0	0	0	0	0	0
Mar15	OP:	0	0									
	OT:	0	0	0	0	0	0	0	0	0	0	0
Reest -	BA:	0	0	0	0	0	0	0	0	0	0	0
Orig	OP:	-22	-20									
	OT:	-22	-20	0	0	0	0	0	0	0	0	0



Sorted by FUNC, SFUN, TID, SUB
 (amounts in millions)

		2015	2016	2017	2018	2019	2020	2021	2022	2023	2024	2025
EDUCATION, TRAINING, EMPLOYMENT, AND SOCIAL SERVICES (500)												
Account Total for Job Corps												
Pres 16	BA:	1,688	1,716	1,751	1,786	1,803	1,822	1,858	1,894	1,932	1,971	2,010
Reest	OP:	1,249	1,306									
	OT:	1,536	1,598	1,652	1,712	1,741	1,761	1,783	1,816	1,850	1,887	1,924
Mar 15	BA:	1,688	1,716	1,749	1,788	1,827	1,867	1,908	1,950	1,993	2,037	2,082
Base	OP:	1,249	1,306									
	OT:	1,536	1,598	1,652	1,711	1,746	1,784	1,822	1,861	1,902	1,944	1,987
Orig	BA:	1,688	1,716	1,751	1,786	1,803	1,822	1,858	1,894	1,932	1,971	2,010
Pres	OP:	1,449	1,466									
	OT:	1,639	1,668	1,723	1,751	1,784	1,803	1,824	1,857	1,894	1,933	1,971
Reest -	BA:	0	0	2	-2	-24	-45	-50	-56	-61	-66	-72
Mar15	OP:	0	0									
	OT:	0	0	0	1	-5	-23	-39	-45	-52	-57	-63
Reest -	BA:	0	0	0	0	0	0	0	0	0	0	0
Orig	OP:	-200	-160									
	OT:	-103	-70	-71	-39	-43	-42	-41	-41	-44	-46	-47
TAA Community College and Career Training Grant Fund												
016 0187 0 1 504 BA01 29 87 10 A												
Federal Fund												
Pres 16	BA:	0	0	0	0	0	0	0	0	0	0	0
Reest	OP:	437	358									
	OT:	437	358	186	23	0	0	0	0	0	0	0
Mar 15	BA:	0	0	0	0	0	0	0	0	0	0	0
Base	OP:	437	358									
	OT:	437	358	186	23	0	0	0	0	0	0	0
Orig	BA:	0	0	0	0	0	0	0	0	0	0	0
Pres	OP:	473	390									
	OT:	473	390	250	225	0	0	0	0	0	0	0
Reest -	BA:	0	0	0	0	0	0	0	0	0	0	0
Mar15	OP:	0	0									
	OT:	0	0	0	0	0	0	0	0	0	0	0
Reest -	BA:	0	0	0	0	0	0	0	0	0	0	0
Orig	OP:	-36	-32									
	OT:	-36	-32	-64	-202	0	0	0	0	0	0	0




Sorted by FUNC, SFUN, TID, SUB
 (amounts in millions)

		2015	2016	2017	2018	2019	2020	2021	2022	2023	2024	2025
EDUCATION, TRAINING, EMPLOYMENT, AND SOCIAL SERVICES (500)												
Federal unemployment benefits and allowances												
016 0326 0 1 504 AA01 LA LA 10 N												
Appropriation												
Pres 16	BA:	254	0	0	0	0	0	0	0	0	0	0
Reest	OP:	218	184									
	OT:	294	184	51	0	0	0	0	0	0	0	0
Mar 15	BA:	254	0	0	0	0	0	0	0	0	0	0
Base	OP:	218	184									
	OT:	294	184	51	0	0	0	0	0	0	0	0
Orig	BA:	236	283	283	280	276	271	271	271	271	271	271
Pres	OP:	97	65									
	OT:	274	277	281	280	281	277	273	272	271	271	271
Reest -	BA:	0	0	0	0	0	0	0	0	0	0	0
Mar15	OP:	0	0									
	OT:	0	0	0	0	0	0	0	0	0	0	0
Reest -	BA:	18	-283	-283	-280	-276	-271	-271	-271	-271	-271	-271
Orig	OP:	121	119									
	OT:	20	-93	-230	-280	-281	-277	-273	-272	-271	-271	-271
016 0326 0 1 504 BS01 58 78 10 A												
Sequester												
Pres 16	BA:	-52	0	0	0	0	0	0	0	0	0	0
Reest	OP:	0	-35									
	OT:	-16	-35	-9	0	0	0	0	0	0	0	0
Mar 15	BA:	-52	-45	0	0	0	0	0	0	0	0	0
Base	OP:	0	-35									
	OT:	-16	-49	-32	-8	0	0	0	0	0	0	0
Orig	BA:	0	0	0	0	0	0	0	0	0	0	0
Pres	OP:	0	0									
	OT:	0	0	0	0	0	0	0	0	0	0	0
Reest -	BA:	0	45	0	0	0	0	0	0	0	0	0
Mar15	OP:	0	0									
	OT:	0	14	23	8	0	0	0	0	0	0	0
Reest -	BA:	-52	0	0	0	0	0	0	0	0	0	0
Orig	OP:	0	-35									
	OT:	-16	-35	-9	0	0	0	0	0	0	0	0




Sorted by FUNC, SFUN, TID, SUB
 (amounts in millions)

		2015	2016	2017	2018	2019	2020	2021	2022	2023	2024	2025
EDUCATION, TRAINING, EMPLOYMENT, AND SOCIAL SERVICES (500)												
016 0326 0 1 504 EA01 58 78 10												
Proposed Legislation												
Pres 16	BA:	0	176	331	333	332	342	352	362	373	384	395
Reest	OP:	0	0									
	OT:	0	53	187	301	333	335	343	353	363	374	385
Mar 15	BA:	0	0	0	0	0	0	0	0	0	0	0
Base	OP:	0	0									
	OT:	0	0	0	0	0	0	0	0	0	0	0
Orig	BA:	0	292	292	295	300	304	304	304	304	304	304
Pres	OP:	0	0									
	OT:	0	75	109	129	165	200	240	290	304	304	304
Reest -	BA:	0	176	331	333	332	342	352	362	373	384	395
Mar15	OP:	0	0									
	OT:	0	53	187	301	333	335	343	353	363	374	385
Reest -	BA:	0	-116	39	38	32	38	48	58	69	80	91
Orig	OP:	0	0									
	OT:	0	-22	78	172	168	135	103	63	59	70	81
016 0326 0 1 504 EB02 58 LA 10 N												
Legislation assumed in baseline												
Pres 16	BA:	0	254	254	254	254	254	254	254	254	254	254
Reest	OP:	0	0									
	OT:	0	76	203	254	254	254	254	254	254	254	254
Mar 15	BA:	0	254	254	254	254	254	254	254	254	254	254
Base	OP:	0	0									
	OT:	0	76	203	254	254	254	254	254	254	254	254
Orig	BA:	0	0	0	0	0	0	0	0	0	0	0
Pres	OP:	0	0									
	OT:	0	0	0	0	0	0	0	0	0	0	0
Reest -	BA:	0	0	0	0	0	0	0	0	0	0	0
Mar15	OP:	0	0									
	OT:	0	0	0	0	0	0	0	0	0	0	0
Reest -	BA:	0	254	254	254	254	254	254	254	254	254	254
Orig	OP:	0	0									
	OT:	0	76	203	254	254	254	254	254	254	254	254




Sorted by FUNC, SFUN, TID, SUB
 (amounts in millions)

		2015	2016	2017	2018	2019	2020	2021	2022	2023	2024	2025
EDUCATION, TRAINING, EMPLOYMENT, AND SOCIAL SERVICES (500)												
Account Total for Federal unemployment benefits and allowances												
Pres 16	BA:	202	430	585	587	586	596	606	616	627	638	649
Reest	OP:	218	149									
	OT:	278	278	432	555	587	589	597	607	617	628	639
Mar 15	BA:	202	209	254	254	254	254	254	254	254	254	254
Base	OP:	218	149									
	OT:	278	211	222	246	254	254	254	254	254	254	254
Orig	BA:	236	575	575	575	576	575	575	575	575	575	575
Pres	OP:	97	65									
	OT:	274	352	390	409	446	477	513	562	575	575	575
Reest -	BA:	0	221	331	333	332	342	352	362	373	384	395
Mar15	OP:	0	0									
	OT:	0	67	210	309	333	335	343	353	363	374	385
Reest -	BA:	-34	-145	10	12	10	21	31	41	52	63	74
Orig	OP:	121	84									
	OT:	4	-74	42	146	141	112	84	45	42	53	64
High Tech Administration												
016 5142 0 1 504 BA01 29 87 10 N												
Federal Fund												
Pres 16	BA:	13	13	13	13	13	13	13	13	13	13	13
Reest	OP:	0	0									
	OT:	13	13	13	13	13	13	13	13	13	13	13
Mar 15	BA:	13	13	13	13	13	13	13	13	13	13	13
Base	OP:	0	0									
	OT:	13	13	13	13	13	13	13	13	13	13	13
Orig	BA:	13	13	13	13	13	13	13	13	13	13	13
Pres	OP:	0	0									
	OT:	13	13	13	13	13	13	13	13	13	13	13
Reest -	BA:	0	0	0	0	0	0	0	0	0	0	0
Mar15	OP:	0	0									
	OT:	0	0	0	0	0	0	0	0	0	0	0
Reest -	BA:	0	0	0	0	0	0	0	0	0	0	0
Orig	OP:	0	0									
	OT:	0	0	0	0	0	0	0	0	0	0	0



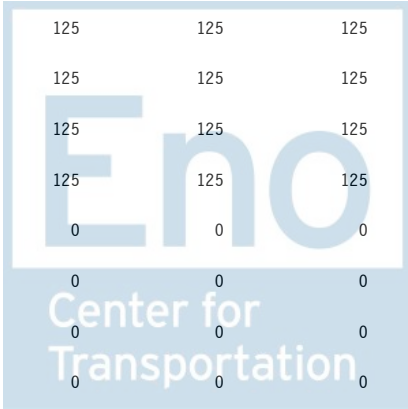
Sorted by FUNC, SFUN, TID, SUB
 (amounts in millions)

		2015	2016	2017	2018	2019	2020	2021	2022	2023	2024	2025
EDUCATION, TRAINING, EMPLOYMENT, AND SOCIAL SERVICES (500)												
High Tech Job Training Demonstration Projects												
016 5152 0 1 504 BA01 29 87 10 N												
Federal Fund												
Pres 16	BA:	125	125	125	125	125	125	125	125	125	125	125
Reest	OP:	110	130									
	OT:	110	130	130	130	125	125	125	125	125	125	125
Mar 15	BA:	125	125	125	125	125	125	125	125	125	125	125
Base	OP:	110	130									
	OT:	110	130	130	130	125	125	125	125	125	125	125
Orig	BA:	128	125	125	125	125	125	125	125	125	125	125
Pres	OP:	117	175									
	OT:	118	176	124	124	125	125	125	125	125	125	125
Reest -	BA:	0	0	0	0	0	0	0	0	0	0	0
Mar15	OP:	0	0									
	OT:	0	0	0	0	0	0	0	0	0	0	0
Reest -	BA:	-3	0	0	0	0	0	0	0	0	0	0
Orig	OP:	-7	-45									
	OT:	-8	-46	6	6	0	0	0	0	0	0	0
016 5152 0 1 504 BS01 29 87 10 A												
Sequester												
Pres 16	BA:	-9	0	0	0	0	0	0	0	0	0	0
Reest	OP:	0	0									
	OT:	0	0	0	0	0	0	0	0	0	0	0
Mar 15	BA:	-9	-9	0	0	0	0	0	0	0	0	0
Base	OP:	0	0									
	OT:	0	0	0	0	0	0	0	0	0	0	0
Orig	BA:	0	0	0	0	0	0	0	0	0	0	0
Pres	OP:	0	0									
	OT:	0	0	0	0	0	0	0	0	0	0	0
Reest -	BA:	0	9	0	0	0	0	0	0	0	0	0
Mar15	OP:	0	0									
	OT:	0	0	0	0	0	0	0	0	0	0	0
Reest -	BA:	-9	0	0	0	0	0	0	0	0	0	0
Orig	OP:	0	0									
	OT:	0	0	0	0	0	0	0	0	0	0	0



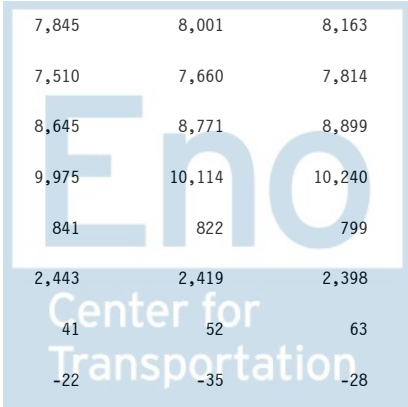
Sorted by FUNC, SFUN, TID, SUB
 (amounts in millions)

		2015	2016	2017	2018	2019	2020	2021	2022	2023	2024	2025
EDUCATION, TRAINING, EMPLOYMENT, AND SOCIAL SERVICES (500)												
016 5152 0 1 504 BS20 29 87 10 A												
Sequester												
		Pop up										
Pres 16	BA:	9	9	0	0	0	0	0	0	0	0	0
Reest	OP:	0	0									
	OT:	0	0	0	0	0	0	0	0	0	0	0
Mar 15	BA:	9	9	9	0	0	0	0	0	0	0	0
Base	OP:	0	0									
	OT:	0	0	0	0	0	0	0	0	0	0	0
Orig	BA:	0	0	0	0	0	0	0	0	0	0	0
Pres	OP:	0	0									
	OT:	0	0	0	0	0	0	0	0	0	0	0
Reest -	BA:	0	0	-9	0	0	0	0	0	0	0	0
Mar15	OP:	0	0									
	OT:	0	0	0	0	0	0	0	0	0	0	0
Reest -	BA:	9	9	0	0	0	0	0	0	0	0	0
Orig	OP:	0	0									
	OT:	0	0	0	0	0	0	0	0	0	0	0
Account Total for High Tech Job Training Demonstration Projects												
Pres 16	BA:	125	134	125	125	125	125	125	125	125	125	125
Reest	OP:	110	130									
	OT:	110	130	130	130	125	125	125	125	125	125	125
Mar 15	BA:	125	125	134	125	125	125	125	125	125	125	125
Base	OP:	110	130									
	OT:	110	130	130	130	125	125	125	125	125	125	125
Orig	BA:	128	125	125	125	125	125	125	125	125	125	125
Pres	OP:	117	175									
	OT:	118	176	124	124	125	125	125	125	125	125	125
Reest -	BA:	0	9	-9	0	0	0	0	0	0	0	0
Mar15	OP:	0	0									
	OT:	0	0	0	0	0	0	0	0	0	0	0
Reest -	BA:	-3	9	0	0	0	0	0	0	0	0	0
Orig	OP:	-7	-45									
	OT:	-8	-46	6	6	0	0	0	0	0	0	0



Sorted by FUNC, SFUN, TID, SUB
 (amounts in millions)

		2015	2016	2017	2018	2019	2020	2021	2022	2023	2024	2025
EDUCATION, TRAINING, EMPLOYMENT, AND SOCIAL SERVICES (500)												
Unemployment Trust Fund												
016 8042 0 7 504 AA01 LA LA 03 0												
Appropriation												
Pres 16	BA:	1,072	1,490	1,516	1,549	1,563	1,578	1,609	1,641	1,675	1,708	1,742
Reest	OP:	604	605									
	OT:	1,071	1,186	1,485	1,529	1,554	1,569	1,590	1,621	1,654	1,688	1,721
Mar 15	BA:	1,072	1,088	1,107	1,130	1,152	1,176	1,200	1,224	1,249	1,275	1,300
Base	OP:	604	605									
	OT:	1,071	1,079	1,096	1,117	1,140	1,162	1,186	1,210	1,235	1,260	1,286
Orig	BA:	1,071	1,487	1,516	1,549	1,563	1,578	1,609	1,641	1,675	1,708	1,742
Pres	OP:	533	551									
	OT:	1,054	1,167	1,475	1,528	1,552	1,567	1,589	1,620	1,655	1,688	1,721
Reest -	BA:	0	402	409	419	411	402	409	417	426	433	442
Mar15	OP:	0	0									
	OT:	0	107	389	412	414	407	404	411	419	428	435
Reest -	BA:	1	3	0	0	0	0	0	0	0	0	0
Orig	OP:	71	54									
	OT:	17	19	10	1	2	2	1	1	-1	0	0
Subfunction Total for 504 Training and employment (504)												
Pres 16	BA:	6,860	28,884	8,177	8,297	8,353	8,424	8,555	8,686	8,823	8,962	9,107
Reest	OP:	4,870	4,774									
	OT:	7,078	7,701	10,084	11,061	10,627	10,050	9,832	9,953	10,079	10,212	10,347
Mar 15	BA:	6,860	6,944	7,118	7,251	7,394	7,541	7,691	7,845	8,001	8,163	8,324
Base	OP:	4,870	4,774									
	OT:	7,078	7,000	6,965	6,972	7,084	7,222	7,364	7,510	7,660	7,814	7,970
Orig	BA:	6,897	29,017	8,167	8,285	8,343	8,403	8,524	8,645	8,771	8,899	9,033
Pres	OP:	5,901	5,618									
	OT:	7,692	10,936	11,795	10,665	10,537	9,712	9,818	9,975	10,114	10,240	10,370
Reest -	BA:	0	21,940	1,059	1,046	959	883	864	841	822	799	783
Mar15	OP:	0	0									
	OT:	0	701	3,119	4,089	3,543	2,828	2,468	2,443	2,419	2,398	2,377
Reest -	BA:	-37	-133	10	12	10	21	31	41	52	63	74
Orig	OP:	-1,031	-844									
	OT:	-614	-3,235	-1,711	396	90	338	14	-22	-35	-28	-23



Sorted by FUNC, SFUN, TID, SUB
 (amounts in millions)

	2015	2016	2017	2018	2019	2020	2021	2022	2023	2024	2025
EDUCATION, TRAINING, EMPLOYMENT, AND SOCIAL SERVICES (500)											
Other labor services (505)											
Employment Standards Administration											
Salaries and Expenses											
016 0105 0 1 505 AA01 LA LA 03 0											
Appropriation											
Pres 16 BA:	0	0	0	0	0	0	0	0	0	0	0
Reest OP:	3	0									
OT:	3	0	0	0	0	0	0	0	0	0	0
Mar 15 BA:	0	0	0	0	0	0	0	0	0	0	0
Base OP:	3	0									
OT:	3	0	0	0	0	0	0	0	0	0	0
Orig BA:	0	0	0	0	0	0	0	0	0	0	0
Pres OP:	0	0									
OT:	0	0	0	0	0	0	0	0	0	0	0
Reest - BA:	0	0	0	0	0	0	0	0	0	0	0
Mar15 OP:	0	0									
OT:	0	0	0	0	0	0	0	0	0	0	0
Reest - BA:	0	0	0	0	0	0	0	0	0	0	0
Orig OP:	3	0									
OT:	3	0	0	0	0	0	0	0	0	0	0



Sorted by FUNC, SFUN, TID, SUB
 (amounts in millions)

		2015	2016	2017	2018	2019	2020	2021	2022	2023	2024	2025
EDUCATION, TRAINING, EMPLOYMENT, AND SOCIAL SERVICES (500)												
Departmental Management												
Office of Inspector General												
016 0106 0 1 505 AA01 LA LA 03 0												
Appropriation												
Pres 16	BA:	76	82	84	85	86	87	89	91	92	94	96
Reest	OP:	8	8									
	OT:	75	80	83	84	85	86	88	90	91	93	95
Mar 15	BA:	76	78	81	84	87	90	94	97	101	104	108
Base	OP:	8	8									
	OT:	75	77	80	83	86	89	93	96	100	103	107
Orig	BA:	76	82	84	85	86	87	89	91	92	94	96
Pres	OP:	12	12									
	OT:	76	81	84	84	86	87	89	90	92	94	96
Reest -	BA:	0	4	3	1	-1	-3	-5	-6	-9	-10	-12
Mar15	OP:	0	0									
	OT:	0	3	3	1	-1	-3	-5	-6	-9	-10	-12
Reest -	BA:	0	0	0	0	0	0	0	0	0	0	0
Orig	OP:	-4	-4									
	OT:	-1	-1	-1	0	-1	-1	-1	0	-1	-1	-1



Sorted by FUNC, SFUN, TID, SUB
 (amounts in millions)

		2015	2016	2017	2018	2019	2020	2021	2022	2023	2024	2025
EDUCATION, TRAINING, EMPLOYMENT, AND SOCIAL SERVICES (500)												
Wage and Hour Division												
Salaries and Expenses												
016 0143 0 1 505 AA01 LA LA 03 0												
Appropriation												
Pres 16	BA:	228	277	283	288	291	294	300	306	312	318	325
Reest	OP:	20	22									
	OT:	225	271	281	286	289	292	298	304	310	316	323
Mar 15	BA:	228	235	242	250	259	268	277	286	296	306	316
Base	OP:	20	22									
	OT:	225	234	240	248	257	266	275	284	294	303	313
Orig	BA:	228	277	283	288	291	294	300	306	312	318	325
Pres	OP:	20	21									
	OT:	230	276	281	288	291	293	299	306	311	318	324
Reest -	BA:	0	42	41	38	32	26	23	20	16	12	9
Mar15	OP:	0	0									
	OT:	0	37	41	38	32	26	23	20	16	13	10
Reest -	BA:	0	0	0	0	0	0	0	0	0	0	0
Orig	OP:	0	1									
	OT:	-5	-5	0	-2	-2	-1	-1	-2	-1	-2	-1



Sorted by FUNC, SFUN, TID, SUB
 (amounts in millions)

		2015	2016	2017	2018	2019	2020	2021	2022	2023	2024	2025
EDUCATION, TRAINING, EMPLOYMENT, AND SOCIAL SERVICES (500)												
Office of Federal Contract Compliance Programs												
Salaries and Expenses												
016 0148 0 1 505 AA02 LA LA 03 0												
Appropriation												
Pres 16	BA:	106	114	116	119	120	121	123	126	128	131	134
Reest	OP:	9	11									
	OT:	104	114	115	118	119	120	122	125	127	130	133
Mar 15	BA:	106	109	113	117	122	126	131	136	141	146	151
Base	OP:	9	11									
	OT:	104	109	112	116	121	125	130	135	140	145	150
Orig	BA:	106	114	116	119	120	121	123	126	128	131	134
Pres	OP:	6	11									
	OT:	102	114	116	119	120	120	122	126	128	131	133
Reest -	BA:	0	5	3	2	-2	-5	-8	-10	-13	-15	-17
Mar15	OP:	0	0									
	OT:	0	5	3	2	-2	-5	-8	-10	-13	-15	-17
Reest -	BA:	0	0	0	0	0	0	0	0	0	0	0
Orig	OP:	3	0									
	OT:	2	0	-1	-1	-1	0	0	-1	-1	-1	0



Sorted by FUNC, SFUN, TID, SUB
 (amounts in millions)

		2015	2016	2017	2018	2019	2020	2021	2022	2023	2024	2025
EDUCATION, TRAINING, EMPLOYMENT, AND SOCIAL SERVICES (500)												
Office of Labor Management Standards												
Salaries and Expenses												
016 0150 0 1 505 AA01 LA LA 03 0												
Appropriation												
Pres 16	BA:	39	47	48	49	49	50	51	52	53	54	55
Reest	OP:	4	4									
	OT:	39	46	48	49	49	50	51	52	53	54	55
Mar 15	BA:	39	40	42	43	45	46	48	49	51	53	55
Base	OP:	4	4									
	OT:	39	40	42	43	45	46	48	49	51	53	55
Orig	BA:	39	47	48	49	49	50	51	52	53	54	55
Pres	OP:	2	2									
	OT:	37	45	46	48	49	50	51	52	53	54	55
Reest -	BA:	0	7	6	6	4	4	3	3	2	1	0
Mar15	OP:	0	0									
	OT:	0	6	6	6	4	4	3	3	2	1	0
Reest -	BA:	0	0	0	0	0	0	0	0	0	0	0
Orig	OP:	2	2									
	OT:	2	1	2	1	0	0	0	0	0	0	0



Sorted by FUNC, SFUN, TID, SUB
 (amounts in millions)

		2015	2016	2017	2018	2019	2020	2021	2022	2023	2024	2025
EDUCATION, TRAINING, EMPLOYMENT, AND SOCIAL SERVICES (500)												
Departmental Management												
Information Technology Modernization												
016 0162 0 1 505 AA01 LA LA 03 0												
Appropriation												
Pres 16	BA:	15	120	122	125	126	127	130	133	135	138	141
Reest	OP:	9	6									
	OT:	17	30	55	86	117	123	125	127	129	132	134
Mar 15	BA:	15	15	15	16	16	16	17	17	17	18	18
Base	OP:	9	6									
	OT:	17	14	15	15	16	16	16	17	17	17	18
Orig	BA:	15	120	122	125	126	127	130	133	135	138	141
Pres	OP:	0	13									
	OT:	4	43	94	122	125	126	127	130	133	135	138
Reest -	BA:	0	105	107	109	110	111	113	116	118	120	123
Mar15	OP:	0	0									
	OT:	0	16	40	71	101	107	109	110	112	115	116
Reest -	BA:	0	0	0	0	0	0	0	0	0	0	0
Orig	OP:	9	-7									
	OT:	13	-13	-39	-36	-8	-3	-2	-3	-4	-3	-4



Sorted by FUNC, SFUN, TID, SUB
 (amounts in millions)

		2015	2016	2017	2018	2019	2020	2021	2022	2023	2024	2025
EDUCATION, TRAINING, EMPLOYMENT, AND SOCIAL SERVICES (500)												
Office of Workers' Compensation Programs												
Salaries and Expenses												
016 0163 0 1 505 AA01 LA LA 03 0												
Appropriation												
Pres 16	BA:	111	117	122	125	126	127	130	133	136	139	141
Reest	OP:	10	11									
	OT:	110	116	121	124	126	127	129	132	135	138	141
Mar 15	BA:	111	115	119	123	128	133	138	143	148	153	159
Base	OP:	10	11									
	OT:	110	115	118	122	127	132	137	142	147	152	158
Orig	BA:	111	120	122	125	126	127	130	133	136	139	141
Pres	OP:	6	9									
	OT:	106	118	121	124	126	127	130	132	135	139	141
Reest -	BA:	0	2	3	2	-2	-6	-8	-10	-12	-14	-18
Mar15	OP:	0	0									
	OT:	0	1	3	2	-1	-5	-8	-10	-12	-14	-17
Reest -	BA:	0	-3	0	0	0	0	0	0	0	0	0
Orig	OP:	4	2									
	OT:	4	-2	0	0	0	0	-1	0	0	-1	0



Sorted by FUNC, SFUN, TID, SUB
 (amounts in millions)

		2015	2016	2017	2018	2019	2020	2021	2022	2023	2024	2025
EDUCATION, TRAINING, EMPLOYMENT, AND SOCIAL SERVICES (500)												
Departmental Management												
Salaries and expenses												
016 0165 0 1 505 AA01 LA LA 03 0												
Appropriation												
Pres 16	BA:	338	376	383	391	396	399	406	415	423	432	441
Reest	OP:	128	120									
	OT:	343	359	361	371	379	383	390	398	405	413	422
Mar 15	BA:	338	347	358	369	381	394	406	420	433	447	461
Base	OP:	128	120									
	OT:	343	340	341	351	362	374	385	398	411	424	438
Orig	BA:	338	376	383	391	396	399	406	415	423	432	441
Pres	OP:	123	121									
	OT:	340	363	373	381	390	395	402	410	417	426	435
Reest -	BA:	0	29	25	22	15	5	0	-5	-10	-15	-20
Mar15	OP:	0	0									
	OT:	0	19	20	20	17	9	5	0	-6	-11	-16
Reest -	BA:	0	0	0	0	0	0	0	0	0	0	0
Orig	OP:	5	-1									
	OT:	3	-4	-12	-10	-11	-12	-12	-12	-12	-13	-13



Sorted by FUNC, SFUN, TID, SUB
 (amounts in millions)

		2015	2016	2017	2018	2019	2020	2021	2022	2023	2024	2025
EDUCATION, TRAINING, EMPLOYMENT, AND SOCIAL SERVICES (500)												
Office of Disability Employment Policy												
016 0166 0 1 505 AA01 LA LA 03 0												
Appropriation												
Pres 16	BA:	39	38	39	40	40	40	41	42	43	44	45
Reest	OP:	22	25									
	OT:	36	38	38	39	40	40	40	41	42	43	44
Mar 15	BA:	39	40	41	42	43	44	45	46	47	48	50
Base	OP:	22	25									
	OT:	36	39	40	41	42	43	44	45	46	47	48
Orig	BA:	39	38	39	40	40	40	41	42	43	44	45
Pres	OP:	23	29									
	OT:	39	44	41	39	40	40	40	41	42	44	44
Reest -	BA:	0	-2	-2	-2	-3	-4	-4	-4	-4	-4	-5
Mar15	OP:	0	0									
	OT:	0	-1	-2	-2	-2	-3	-4	-4	-4	-4	-4
Reest -	BA:	0	0	0	0	0	0	0	0	0	0	0
Orig	OP:	-1	-4									
	OT:	-3	-6	-3	0	0	0	0	0	0	-1	0



Sorted by FUNC, SFUN, TID, SUB
 (amounts in millions)

		2015	2016	2017	2018	2019	2020	2021	2022	2023	2024	2025
EDUCATION, TRAINING, EMPLOYMENT, AND SOCIAL SERVICES (500)												
Employment and Training Administration												
State Paid Leave Fund												
016 0185 0 1 505 AA01 LA LA 03												
Appropriation												
Pres 16	BA:	0	35	36	36	37	37	38	39	39	40	41
Reest	OP:	0	0									
	OT:	0	2	9	23	32	34	35	35	36	37	37
Mar 15	BA:	0	0	0	0	0	0	0	0	0	0	0
Base	OP:	0	0									
	OT:	0	0	0	0	0	0	0	0	0	0	0
Orig	BA:	0	35	36	36	37	37	38	39	39	40	41
Pres	OP:	0	0									
	OT:	0	8	33	36	37	37	37	38	39	39	40
Reest -	BA:	0	35	36	36	37	37	38	39	39	40	41
Mar15	OP:	0	0									
	OT:	0	2	9	23	32	34	35	35	36	37	37
Reest -	BA:	0	0	0	0	0	0	0	0	0	0	0
Orig	OP:	0	0									
	OT:	0	-6	-24	-13	-5	-3	-2	-3	-3	-2	-3



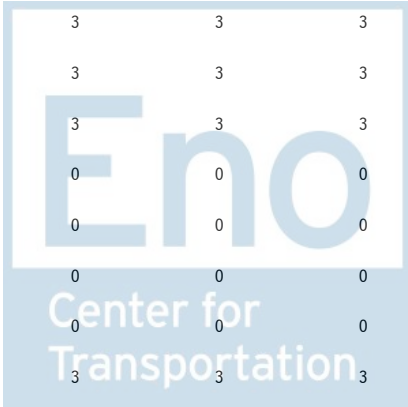
Sorted by FUNC, SFUN, TID, SUB
 (amounts in millions)

		2015	2016	2017	2018	2019	2020	2021	2022	2023	2024	2025
EDUCATION, TRAINING, EMPLOYMENT, AND SOCIAL SERVICES (500)												
Bureau of Labor Statistics												
Salaries and expenses												
016 0200 0 1 505 AA01 LA LA 03 0												
Appropriation												
Pres 16	BA:	527	568	579	591	597	603	615	628	640	654	666
Reest	OP:	80	77									
	OT:	528	560	574	586	593	599	610	623	635	649	661
Mar 15	BA:	527	540	555	572	589	607	626	644	664	683	703
Base	OP:	80	77									
	OT:	528	536	550	567	584	601	620	638	658	677	696
Orig	BA:	527	568	579	591	597	603	615	628	640	654	666
Pres	OP:	101	73									
	OT:	555	562	578	589	596	602	614	626	638	652	664
Reest -	BA:	0	28	24	19	8	-4	-11	-16	-24	-29	-37
Mar15	OP:	0	0									
	OT:	0	24	24	19	9	-2	-10	-15	-23	-28	-35
Reest -	BA:	0	0	0	0	0	0	0	0	0	0	0
Orig	OP:	-21	4									
	OT:	-27	-2	-4	-3	-3	-3	-4	-3	-3	-3	-3



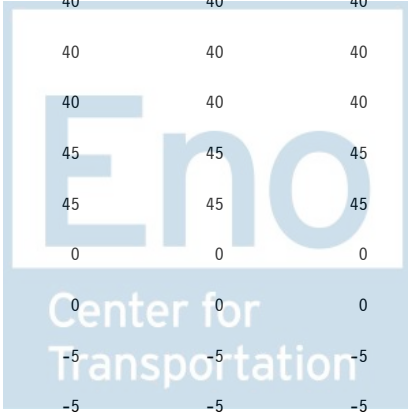
Sorted by FUNC, SFUN, TID, SUB
 (amounts in millions)

		2015	2016	2017	2018	2019	2020	2021	2022	2023	2024	2025
EDUCATION, TRAINING, EMPLOYMENT, AND SOCIAL SERVICES (500)												
Departmental Management												
Working capital fund												
016 4601 0 4 505 AA01 LA LA 03												
Appropriation												
Pres 16	BA:	0	0	-1	0	1	0	-1	0	0	0	0
Reest	OP:	0	0									
	OT:	0	0	0	0	0	0	0	0	0	0	0
Mar 15	BA:	0	0	0	0	0	0	0	0	0	0	0
Base	OP:	0	0									
	OT:	0	0	0	0	0	0	0	0	0	0	0
Orig	BA:	0	0	-1	0	1	0	-1	0	0	0	0
Pres	OP:	46	24									
	OT:	28	3	4	5	5	5	4	-1	0	-1	0
Reest -	BA:	0	0	-1	0	1	0	-1	0	0	0	0
Mar15	OP:	0	0									
	OT:	0	0	0	0	0	0	0	0	0	0	0
Reest -	BA:	0	0	0	0	0	0	0	0	0	0	0
Orig	OP:	-46	-24									
	OT:	-28	-3	-4	-5	-5	-5	-4	1	0	1	0
016 4601 0 4 505 BE01 29 87 10 N												
Intragovernmental Fund												
Pres 16	BA:	3	3	3	3	3	3	3	3	3	3	3
Reest	OP:	0	0									
	OT:	3	3	3	3	3	3	3	3	3	3	3
Mar 15	BA:	3	3	3	3	3	3	3	3	3	3	3
Base	OP:	0	0									
	OT:	3	3	3	3	3	3	3	3	3	3	3
Orig	BA:	0	0	0	0	0	0	0	0	0	0	0
Pres	OP:	0	0									
	OT:	0	0	0	0	0	0	0	0	0	0	0
Reest -	BA:	0	0	0	0	0	0	0	0	0	0	0
Mar15	OP:	0	0									
	OT:	0	0	0	0	0	0	0	0	0	0	0
Reest -	BA:	3	3	3	3	3	3	3	3	3	3	3
Orig	OP:	0	0									
	OT:	3	3	3	3	3	3	3	3	3	3	3




Sorted by FUNC, SFUN, TID, SUB
 (amounts in millions)

		2015	2016	2017	2018	2019	2020	2021	2022	2023	2024	2025
EDUCATION, TRAINING, EMPLOYMENT, AND SOCIAL SERVICES (500)												
Account Total for Working capital fund												
Pres 16	BA:	3	3	2	3	4	3	2	3	3	3	3
Reest	OP:	0	0									
	OT:	3	3	3	3	3	3	3	3	3	3	3
Mar 15	BA:	3	3	3	3	3	3	3	3	3	3	3
Base	OP:	0	0									
	OT:	3	3	3	3	3	3	3	3	3	3	3
Orig	BA:	0	0	-1	0	1	0	-1	0	0	0	0
Pres	OP:	46	24									
	OT:	28	3	4	5	5	5	4	-1	0	-1	0
Reest -	BA:	0	0	-1	0	1	0	-1	0	0	0	0
Mar15	OP:	0	0									
	OT:	0	0	0	0	0	0	0	0	0	0	0
Reest -	BA:	3	3	3	3	3	3	3	3	3	3	3
Orig	OP:	-46	-24									
	OT:	-25	0	-1	-2	-2	-2	-1	4	3	4	3
Wage and Hour Division												
H-1 B and L Fraud Prevention and Detection												
016 5393 0 2 505 BA01 29 87 10 A												
Federal Fund												
Pres 16	BA:	40	40	40	40	40	40	40	40	40	40	40
Reest	OP:	34	32									
	OT:	44	42	41	40	40	40	40	40	40	40	40
Mar 15	BA:	40	40	40	40	40	40	40	40	40	40	40
Base	OP:	34	32									
	OT:	44	42	41	40	40	40	40	40	40	40	40
Orig	BA:	44	49	45	45	45	45	45	45	45	45	45
Pres	OP:	9	6									
	OT:	57	55	45	45	45	45	45	45	45	45	45
Reest -	BA:	0	0	0	0	0	0	0	0	0	0	0
Mar15	OP:	0	0									
	OT:	0	0	0	0	0	0	0	0	0	0	0
Reest -	BA:	-4	-9	-5	-5	-5	-5	-5	-5	-5	-5	-5
Orig	OP:	25	26									
	OT:	-13	-13	-4	-5	-5	-5	-5	-5	-5	-5	-5



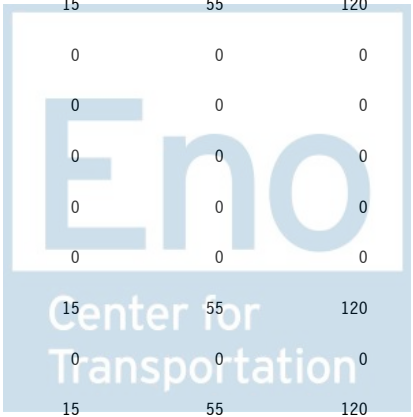
Sorted by FUNC, SFUN, TID, SUB
 (amounts in millions)

		2015	2016	2017	2018	2019	2020	2021	2022	2023	2024	2025
EDUCATION, TRAINING, EMPLOYMENT, AND SOCIAL SERVICES (500)												
016 5393 0 2 505 BS01 29 87 10 A												
Sequester												
Pres 16	BA:	-3	0	0	0	0	0	0	0	0	0	0
Reest	OP:	0	-1									
	OT:	-1	-1	-1	-1	0	0	0	0	0	0	0
Mar 15	BA:	-3	-3	0	0	0	0	0	0	0	0	0
Base	OP:	0	-1									
	OT:	-1	-2	-2	-2	-1	0	0	0	0	0	0
Orig	BA:	0	0	0	0	0	0	0	0	0	0	0
Pres	OP:	0	0									
	OT:	0	0	0	0	0	0	0	0	0	0	0
Reest -	BA:	0	3	0	0	0	0	0	0	0	0	0
Mar15	OP:	0	0									
	OT:	0	1	1	1	1	0	0	0	0	0	0
Reest -	BA:	-3	0	0	0	0	0	0	0	0	0	0
Orig	OP:	0	-1									
	OT:	-1	-1	-1	-1	0	0	0	0	0	0	0
016 5393 0 2 505 BS20 29 87 10 A												
Sequester												
Pop up												
Pres 16	BA:	3	3	0	0	0	0	0	0	0	0	0
Reest	OP:	0	1									
	OT:	1	2	2	2	1	0	0	0	0	0	0
Mar 15	BA:	3	3	3	0	0	0	0	0	0	0	0
Base	OP:	0	1									
	OT:	1	2	2	2	2	1	0	0	0	0	0
Orig	BA:	0	0	0	0	0	0	0	0	0	0	0
Pres	OP:	0	0									
	OT:	0	0	0	0	0	0	0	0	0	0	0
Reest -	BA:	0	0	-3	0	0	0	0	0	0	0	0
Mar15	OP:	0	0									
	OT:	0	0	0	0	-1	-1	0	0	0	0	0
Reest -	BA:	3	3	0	0	0	0	0	0	0	0	0
Orig	OP:	0	1									
	OT:	1	2	2	2	1	0	0	0	0	0	0



Sorted by FUNC, SFUN, TID, SUB
 (amounts in millions)

		2015	2016	2017	2018	2019	2020	2021	2022	2023	2024	2025
EDUCATION, TRAINING, EMPLOYMENT, AND SOCIAL SERVICES (500)												
Account Total for H-1 B and L Fraud Prevention and Detection												
Pres 16	BA:	40	43	40	40	40	40	40	40	40	40	40
Reest	OP:	34	32									
	OT:	44	43	42	41	41	40	40	40	40	40	40
Mar 15	BA:	40	40	43	40	40	40	40	40	40	40	40
Base	OP:	34	32									
	OT:	44	42	41	40	41	41	40	40	40	40	40
Orig	BA:	44	49	45	45	45	45	45	45	45	45	45
Pres	OP:	9	6									
	OT:	57	55	45	45	45	45	45	45	45	45	45
Reest -	BA:	0	3	-3	0	0	0	0	0	0	0	0
Mar15	OP:	0	0									
	OT:	0	1	1	1	0	-1	0	0	0	0	0
Reest -	BA:	-4	-6	-5	-5	-5	-5	-5	-5	-5	-5	-5
Orig	OP:	25	26									
	OT:	-13	-12	-3	-4	-4	-5	-5	-5	-5	-5	-5
Departmental Management												
Nonrecurring expense fund												
016 9988 0 1 505 AC01 LA LA 03												
Appropriation - Existing Law Change												
Pres 16	BA:	0	0	0	0	0	0	0	0	0	0	0
Reest	OP:	0	0									
	OT:	0	0	0	0	0	0	5	15	55	120	190
Mar 15	BA:	0	0	0	0	0	0	0	0	0	0	0
Base	OP:	0	0									
	OT:	0	0	0	0	0	0	0	0	0	0	0
Orig	BA:	0	0	0	0	0	0	0	0	0	0	0
Pres	OP:	0	0									
	OT:	0	0	0	0	0	0	0	0	0	0	0
Reest -	BA:	0	0	0	0	0	0	0	0	0	0	0
Mar15	OP:	0	0									
	OT:	0	0	0	0	0	0	5	15	55	120	190
Reest -	BA:	0	0	0	0	0	0	0	0	0	0	0
Orig	OP:	0	0									
	OT:	0	0	0	0	0	0	5	15	55	120	190



Sorted by FUNC, SFUN, TID, SUB
 (amounts in millions)

		2015	2016	2017	2018	2019	2020	2021	2022	2023	2024	2025
EDUCATION, TRAINING, EMPLOYMENT, AND SOCIAL SERVICES (500)												
Federal Mediation and Conciliation Service												
Federal Mediation and Conciliation Service												
Salaries and expenses												
093 0100 0 1 505 AA01 LA LA 03 0												
Appropriation												
Pres 16	BA:	46	49	50	51	51	52	53	54	55	56	57
Reest	OP:	5	5									
	OT:	46	49	50	51	51	52	53	54	55	56	57
Mar 15	BA:	46	48	49	51	53	55	57	59	61	63	66
Base	OP:	5	5									
	OT:	46	48	49	51	53	55	57	59	61	63	66
Orig	BA:	46	49	50	51	51	52	53	54	55	56	57
Pres	OP:	5	4									
	OT:	47	49	50	50	51	52	53	54	55	56	57
Reest -	BA:	0	1	1	0	-2	-3	-4	-5	-6	-7	-9
Mar15	OP:	0	0									
	OT:	0	1	1	0	-2	-3	-4	-5	-6	-7	-9
Reest -	BA:	0	0	0	0	0	0	0	0	0	0	0
Orig	OP:	0	1									
	OT:	-1	0	0	1	0	0	0	0	0	0	0



Sorted by FUNC, SFUN, TID, SUB
 (amounts in millions)

		2015	2016	2017	2018	2019	2020	2021	2022	2023	2024	2025
EDUCATION, TRAINING, EMPLOYMENT, AND SOCIAL SERVICES (500)												
Committee for Purchase from People Who Are Blind or Severely Dis												
Committee for Purchase from People Who Are Blind or Severely Dis												
Salaries and Expenses												
338 2000 0 1 505 AA01 LA LA 03 0												
Appropriation												
Pres 16	BA:	5	5	5	5	5	5	5	6	6	6	6
Reest	OP:	1	1		5	5	5	5	6	6	6	6
	OT:	5	5	5	5	5	5	5	6	6	6	6
Mar 15	BA:	5	5	5	5	6	6	6	6	6	7	7
Base	OP:	1	1		5	6	6	6	6	6	7	7
	OT:	5	5	5	5	6	6	6	6	6	7	7
Orig	BA:	5	5	5	5	5	5	5	6	6	6	6
Pres	OP:	1	1		5	5	5	5	6	6	6	6
	OT:	5	5	5	5	5	5	5	6	6	6	6
Reest -	BA:	0	0	0	0	-1	-1	-1	0	0	-1	-1
Mar15	OP:	0	0		0	-1	-1	-1	0	0	-1	-1
	OT:	0	0	0	0	-1	-1	-1	0	0	-1	-1
Reest -	BA:	0	0	0	0	0	0	0	0	0	0	0
Orig	OP:	0	0		0	0	0	0	0	0	0	0
	OT:	0	0	0	0	0	0	0	0	0	0	0



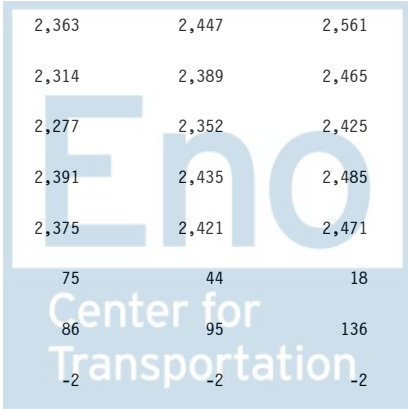
Sorted by FUNC, SFUN, TID, SUB
 (amounts in millions)

	2015	2016	2017	2018	2019	2020	2021	2022	2023	2024	2025
EDUCATION, TRAINING, EMPLOYMENT, AND SOCIAL SERVICES (500)											
National Labor Relations Board											
National Labor Relations Board											
Salaries and Expenses											
420 0100 0 1 505 AA01 LA LA 03 0											
Appropriation											
Pres 16 BA:	274	278	284	289	292	295	301	307	313	319	326
Reest OP:	18	18									
OT:	273	277	282	288	291	294	299	305	311	317	324
Mar 15 BA:	274	283	293	304	315	327	339	352	364	377	390
Base OP:	18	18									
OT:	273	281	291	302	313	325	337	350	362	375	388
Orig BA:	274	278	284	289	292	295	301	307	313	319	326
Pres OP:	22	22									
OT:	274	278	283	289	292	294	301	306	312	318	325
Reest - BA:	0	-5	-9	-15	-23	-32	-38	-45	-51	-58	-64
Mar15 OP:	0	0									
OT:	0	-4	-9	-14	-22	-31	-38	-45	-51	-58	-64
Reest - BA:	0	0	0	0	0	0	0	0	0	0	0
Orig OP:	-4	-4									
OT:	-1	-1	-1	-1	-1	0	-2	-1	-1	-1	-1



Sorted by FUNC, SFUN, TID, SUB
 (amounts in millions)

		2015	2016	2017	2018	2019	2020	2021	2022	2023	2024	2025
EDUCATION, TRAINING, EMPLOYMENT, AND SOCIAL SERVICES (500)												
National Mediation Board												
National Mediation Board												
Salaries and Expenses												
421 2400 0 1 505 AA01 LA LA 03 0												
Appropriation												
Pres 16	BA:	13	13	13	14	14	14	14	14	15	15	15
Reest	OP:	1	1		13	13	13	13	13	14	14	14
	OT:	12	12	12	13	13	13	13	13	14	14	14
Mar 15	BA:	13	13	14	14	15	15	16	16	17	17	18
Base	OP:	1	1		13	14	14	15	15	16	16	17
	OT:	12	12	13	13	14	14	15	15	16	16	17
Orig	BA:	13	13	13	14	14	14	14	14	15	15	15
Pres	OP:	1	1		14	14	14	14	14	15	15	15
	OT:	13	13	13	14	14	14	14	14	15	15	15
Reest -	BA:	0	0	-1	0	-1	-1	-2	-2	-2	-2	-3
Mar15	OP:	0	0		0	-1	-1	-2	-2	-2	-2	-3
	OT:	0	0	-1	0	-1	-1	-2	-2	-2	-2	-3
Reest -	BA:	0	0	0	0	0	0	0	0	0	0	0
Orig	OP:	0	0		0	0	0	0	0	0	0	0
	OT:	-1	-1	-1	-1	-1	-1	-1	-1	-1	-1	-1
Subfunction Total for 505 Other labor services (505)												
Pres 16	BA:	1,860	2,165	2,206	2,251	2,274	2,294	2,338	2,389	2,433	2,483	2,532
Reest	OP:	352	341		2,167	2,233	2,261	2,306	2,363	2,447	2,561	2,679
	OT:	1,863	2,005	2,079	2,167	2,233	2,261	2,306	2,363	2,447	2,561	2,679
Mar 15	BA:	1,860	1,911	1,973	2,033	2,102	2,170	2,243	2,314	2,389	2,465	2,545
Base	OP:	352	341		2,000	2,070	2,136	2,206	2,277	2,352	2,425	2,504
	OT:	1,863	1,895	1,940	2,000	2,070	2,136	2,206	2,277	2,352	2,425	2,504
Orig	BA:	1,861	2,171	2,208	2,253	2,276	2,296	2,340	2,391	2,435	2,485	2,534
Pres	OP:	377	349		2,238	2,272	2,292	2,333	2,375	2,421	2,471	2,518
	OT:	1,913	2,057	2,167	2,238	2,272	2,292	2,333	2,375	2,421	2,471	2,518
Reest -	BA:	0	254	233	218	172	124	95	75	44	18	-13
Mar15	OP:	0	0		167	163	125	100	86	95	136	175
	OT:	0	110	139	167	163	125	100	86	95	136	175
Reest -	BA:	-1	-6	-2	-2	-2	-2	-2	-2	-2	-2	-2
Orig	OP:	-25	-8		-71	-39	-31	-27	-12	26	90	161
	OT:	-50	-52	-88	-71	-39	-31	-27	-12	26	90	161



Sorted by FUNC, SFUN, TID, SUB
(amounts in millions)

	2015	2016	2017	2018	2019	2020	2021	2022	2023	2024	2025
EDUCATION, TRAINING, EMPLOYMENT, AND SOCIAL SERVICES (500)											




Sorted by FUNC, SFUN, TID, SUB
 (amounts in millions)

		2015	2016	2017	2018	2019	2020	2021	2022	2023	2024	2025
EDUCATION, TRAINING, EMPLOYMENT, AND SOCIAL SERVICES (500)												
Social services (506)												
Department of Health and Human Services												
Administration for Community Living												
Aging and Disability Services Programs												
075 0142 0 1 506 AA01 LA LA 03 0												
Appropriation												
Pres 16	BA:	1,621	2,043	2,084	2,126	2,147	2,168	2,212	2,256	2,301	2,347	2,394
Reest	OP:	571	574									
	OT:	1,608	1,698	1,930	2,022	2,121	2,144	2,179	2,221	2,264	2,309	2,355
Mar 15	BA:	1,621	1,646	1,675	1,710	1,744	1,781	1,817	1,855	1,893	1,932	1,972
Base	OP:	571	574									
	OT:	1,608	1,627	1,655	1,688	1,722	1,758	1,794	1,831	1,869	1,907	1,947
Orig	BA:	1,618	2,043	2,084	2,126	2,147	2,168	2,212	2,256	2,301	2,347	2,394
Pres	OP:	732	657									
	OT:	1,677	1,861	2,043	2,096	2,131	2,157	2,192	2,235	2,279	2,325	2,371
Reest -	BA:	0	397	409	416	403	387	395	401	408	415	422
Mar15	OP:	0	0									
	OT:	0	71	275	334	399	386	385	390	395	402	408
Reest -	BA:	3	0	0	0	0	0	0	0	0	0	0
Orig	OP:	-161	-83									
	OT:	-69	-163	-113	-74	-10	-13	-13	-14	-15	-16	-16



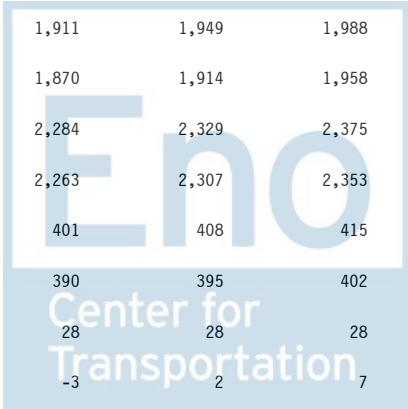
Sorted by FUNC, SFUN, TID, SUB
 (amounts in millions)

		2015	2016	2017	2018	2019	2020	2021	2022	2023	2024	2025
EDUCATION, TRAINING, EMPLOYMENT, AND SOCIAL SERVICES (500)												
075 0142 0 1 506 AA03 LA LA 03 A												
Appropriation												
transfer to commodity assistance program 012-3507-0-1-605												
Pres 16	BA:	-3	0	0	0	0	0	0	0	0	0	0
Reest	OP:	0	-1									
	OT:	-2	-1	0	0	0	0	0	0	0	0	0
Mar 15	BA:	-3	0	0	0	0	0	0	0	0	0	0
Base	OP:	0	-1									
	OT:	-2	-1	0	0	0	0	0	0	0	0	0
Orig	BA:	0	0	0	0	0	0	0	0	0	0	0
Pres	OP:	0	0									
	OT:	0	0	0	0	0	0	0	0	0	0	0
Reest -	BA:	0	0	0	0	0	0	0	0	0	0	0
Mar15	OP:	0	0									
	OT:	0	0	0	0	0	0	0	0	0	0	0
Reest -	BA:	-3	0	0	0	0	0	0	0	0	0	0
Orig	OP:	0	-1									
	OT:	-2	-1	0	0	0	0	0	0	0	0	0
075 0142 0 1 506 BA02 30 87 10 A												
Federal Fund												
aging disability resource centers												
Pres 16	BA:	0	0	0	0	0	0	0	0	0	0	0
Reest	OP:	6	3									
	OT:	6	3	1	0	0	0	0	0	0	0	0
Mar 15	BA:	0	0	0	0	0	0	0	0	0	0	0
Base	OP:	6	3									
	OT:	6	3	1	0	0	0	0	0	0	0	0
Orig	BA:	28	28	28	28	28	28	28	28	28	28	28
Pres	OP:	8	24									
	OT:	-6	18	21	27	28	28	28	28	28	28	28
Reest -	BA:	0	0	0	0	0	0	0	0	0	0	0
Mar15	OP:	0	0									
	OT:	0	0	0	0	0	0	0	0	0	0	0
Reest -	BA:	-28	-28	-28	-28	-28	-28	-28	-28	-28	-28	-28
Orig	OP:	-2	-21									
	OT:	12	-15	-20	-27	-28	-28	-28	-28	-28	-28	-28



Sorted by FUNC, SFUN, TID, SUB
 (amounts in millions)

		2015	2016	2017	2018	2019	2020	2021	2022	2023	2024	2025
EDUCATION, TRAINING, EMPLOYMENT, AND SOCIAL SERVICES (500)												
075 0142 0 1 506 BB02 30 87 10 A PPH												
Trust Fund												
Transfer from PPHF												
Pres 16	BA:	30	28	28	35	35	42	42	56	56	56	56
Reest	OP:	16	24									
	OT:	17	25	28	28	29	32	36	39	45	51	54
Mar 15	BA:	30	28	28	35	35	42	42	56	56	56	56
Base	OP:	16	24									
	OT:	17	25	28	28	29	32	36	39	45	51	54
Orig	BA:	0	0	0	0	0	0	0	0	0	0	0
Pres	OP:	0	0									
	OT:	0	0	0	0	0	0	0	0	0	0	0
Reest -	BA:	0	0	0	0	0	0	0	0	0	0	0
Mar15	OP:	0	0									
	OT:	0	0	0	0	0	0	0	0	0	0	0
Reest -	BA:	30	28	28	35	35	42	42	56	56	56	56
Orig	OP:	16	24									
	OT:	17	25	28	28	29	32	36	39	45	51	54
Account Total for Aging and Disability Services Programs												
Pres 16	BA:	1,648	2,071	2,112	2,161	2,182	2,210	2,254	2,312	2,357	2,403	2,450
Reest	OP:	593	600									
	OT:	1,629	1,725	1,959	2,050	2,150	2,176	2,215	2,260	2,309	2,360	2,409
Mar 15	BA:	1,648	1,674	1,703	1,745	1,779	1,823	1,859	1,911	1,949	1,988	2,028
Base	OP:	593	600									
	OT:	1,629	1,654	1,684	1,716	1,751	1,790	1,830	1,870	1,914	1,958	2,001
Orig	BA:	1,646	2,071	2,112	2,154	2,175	2,196	2,240	2,284	2,329	2,375	2,422
Pres	OP:	740	681									
	OT:	1,671	1,879	2,064	2,123	2,159	2,185	2,220	2,263	2,307	2,353	2,399
Reest -	BA:	0	397	409	416	403	387	395	401	408	415	422
Mar15	OP:	0	0									
	OT:	0	71	275	334	399	386	385	390	395	402	408
Reest -	BA:	2	0	0	7	7	14	14	28	28	28	28
Orig	OP:	-147	-81									
	OT:	-42	-154	-105	-73	-9	-9	-5	-3	2	7	10




Sorted by FUNC, SFUN, TID, SUB
 (amounts in millions)

		2015	2016	2017	2018	2019	2020	2021	2022	2023	2024	2025
EDUCATION, TRAINING, EMPLOYMENT, AND SOCIAL SERVICES (500)												
Administration for Children and Families												
Promoting Safe and Stable Families												
075 1512 0 1 506 AA01 LA LA 10 N												
Appropriation												
		Mandatory										
Pres 16	BA:	325	325	0	0	0	0	0	0	0	0	0
Reest	OP:	229	230									
	OT:	314	315	232	61	13	3	0	0	0	0	0
Mar 15	BA:	325	325	0	0	0	0	0	0	0	0	0
Base	OP:	229	230									
	OT:	314	315	232	61	13	3	0	0	0	0	0
Orig	BA:	345	345	345	345	345	345	345	345	345	345	345
Pres	OP:	235	239									
	OT:	332	336	335	340	342	345	345	345	345	345	345
Reest -	BA:	0	0	0	0	0	0	0	0	0	0	0
Mar15	OP:	0	0									
	OT:	0	0	0	0	0	0	0	0	0	0	0
Reest -	BA:	-20	-20	-345	-345	-345	-345	-345	-345	-345	-345	-345
Orig	OP:	-6	-9									
	OT:	-18	-21	-103	-279	-329	-342	-345	-345	-345	-345	-345




Sorted by FUNC, SFUN, TID, SUB
 (amounts in millions)

		2015	2016	2017	2018	2019	2020	2021	2022	2023	2024	2025
EDUCATION, TRAINING, EMPLOYMENT, AND SOCIAL SERVICES (500)												
075 1512 0 1 506 AA02 LA LA 03 0												
Appropriation												
Pres 16	BA:	60	90	92	94	95	96	97	99	101	103	105
Reest	OP:	41	41									
	OT:	60	70	86	92	94	95	96	97	99	101	103
Mar 15	BA:	60	61	62	63	65	66	67	69	70	71	73
Base	OP:	41	41									
	OT:	60	61	61	63	63	65	66	67	69	70	71
Orig	BA:	60	90	92	94	95	96	97	99	101	103	105
Pres	OP:	42	42									
	OT:	61	70	88	92	94	95	96	98	99	101	104
Reest -	BA:	0	29	30	31	30	30	30	30	31	32	32
Mar15	OP:	0	0									
	OT:	0	9	25	29	31	30	30	30	30	31	32
Reest -	BA:	0	0	0	0	0	0	0	0	0	0	0
Orig	OP:	-1	-1									
	OT:	-1	0	-2	0	0	0	0	-1	0	0	-1
075 1512 0 1 506 AA06 LA LA 10 N												
Appropriation												
reconciliation - strengthening courts												
Pres 16	BA:	20	20	0	0	0	0	0	0	0	0	0
Reest	OP:	19	19									
	OT:	20	20	19	1	0	0	0	0	0	0	0
Mar 15	BA:	20	20	0	0	0	0	0	0	0	0	0
Base	OP:	19	19									
	OT:	20	20	19	1	0	0	0	0	0	0	0
Orig	BA:	0	0	0	0	0	0	0	0	0	0	0
Pres	OP:	0	0									
	OT:	0	0	0	0	0	0	0	0	0	0	0
Reest -	BA:	0	0	0	0	0	0	0	0	0	0	0
Mar15	OP:	0	0									
	OT:	0	0	0	0	0	0	0	0	0	0	0
Reest -	BA:	20	20	0	0	0	0	0	0	0	0	0
Orig	OP:	19	19									
	OT:	20	20	19	1	0	0	0	0	0	0	0




Sorted by FUNC, SFUN, TID, SUB
 (amounts in millions)

		2015	2016	2017	2018	2019	2020	2021	2022	2023	2024	2025
EDUCATION, TRAINING, EMPLOYMENT, AND SOCIAL SERVICES (500)												
075 1512 0 1 506 BA03 58 78 10 N												
Federal Fund												
Family Connection Grants												
Pres 16	BA:	0	0	0	0	0	0	0	0	0	0	0
Reest	OP:	5	1									
	OT:	5	1	0	0	0	0	0	0	0	0	0
Mar 15	BA:	0	0	0	0	0	0	0	0	0	0	0
Base	OP:	5	1									
	OT:	5	1	0	0	0	0	0	0	0	0	0
Orig	BA:	125	0	0	0	0	0	0	0	0	0	0
Pres	OP:	123	116									
	OT:	125	116	64	34	5	0	0	0	0	0	0
Reest -	BA:	0	0	0	0	0	0	0	0	0	0	0
Mar15	OP:	0	0									
	OT:	0	0	0	0	0	0	0	0	0	0	0
Reest -	BA:	-125	0	0	0	0	0	0	0	0	0	0
Orig	OP:	-118	-115									
	OT:	-120	-115	-64	-34	-5	0	0	0	0	0	0
075 1512 0 1 506 BA04 58 78 10 N												
Federal Fund												
Mandatory Abstinence Education												
Pres 16	BA:	50	0	0	0	0	0	0	0	0	0	0
Reest	OP:	36	42									
	OT:	37	42	13	2	1	0	0	0	0	0	0
Mar 15	BA:	50	0	0	0	0	0	0	0	0	0	0
Base	OP:	36	42									
	OT:	37	42	13	2	1	0	0	0	0	0	0
Orig	BA:	0	0	0	0	0	0	0	0	0	0	0
Pres	OP:	0	0									
	OT:	0	0	0	0	0	0	0	0	0	0	0
Reest -	BA:	0	0	0	0	0	0	0	0	0	0	0
Mar15	OP:	0	0									
	OT:	0	0	0	0	0	0	0	0	0	0	0
Reest -	BA:	50	0	0	0	0	0	0	0	0	0	0
Orig	OP:	36	42									
	OT:	37	42	13	2	1	0	0	0	0	0	0




Sorted by FUNC, SFUN, TID, SUB
 (amounts in millions)

		2015	2016	2017	2018	2019	2020	2021	2022	2023	2024	2025
EDUCATION, TRAINING, EMPLOYMENT, AND SOCIAL SERVICES (500)												
075 1512 0 1 506 BA05 58 78 10 N												
Federal Fund												
Personal Responsibility Training												
Pres 16	BA:	75	0	0	0	0	0	0	0	0	0	0
Reest	OP:	69	66									
	OT:	72	66	37	15	0	0	0	0	0	0	0
Mar 15	BA:	75	0	0	0	0	0	0	0	0	0	0
Base	OP:	69	66									
	OT:	72	66	37	15	0	0	0	0	0	0	0
Orig	BA:	0	0	0	0	0	0	0	0	0	0	0
Pres	OP:	0	0									
	OT:	0	0	0	0	0	0	0	0	0	0	0
Reest -	BA:	0	0	0	0	0	0	0	0	0	0	0
Mar15	OP:	0	0									
	OT:	0	0	0	0	0	0	0	0	0	0	0
Reest -	BA:	75	0	0	0	0	0	0	0	0	0	0
Orig	OP:	69	66									
	OT:	72	66	37	15	0	0	0	0	0	0	0
075 1512 0 1 506 BS01 29 78 10 A												
Sequester												
Pres 16	BA:	-25	0	0	0	0	0	0	0	0	0	0
Reest	OP:	0	-13									
	OT:	-7	-13	-4	-1	0	0	0	0	0	0	0
Mar 15	BA:	-25	-23	0	0	0	0	0	0	0	0	0
Base	OP:	0	-13									
	OT:	-7	-19	-16	-4	-1	0	0	0	0	0	0
Orig	BA:	0	0	0	0	0	0	0	0	0	0	0
Pres	OP:	0	0									
	OT:	0	0	0	0	0	0	0	0	0	0	0
Reest -	BA:	0	23	0	0	0	0	0	0	0	0	0
Mar15	OP:	0	0									
	OT:	0	6	12	3	1	0	0	0	0	0	0
Reest -	BA:	-25	0	0	0	0	0	0	0	0	0	0
Orig	OP:	0	-13									
	OT:	-7	-13	-4	-1	0	0	0	0	0	0	0



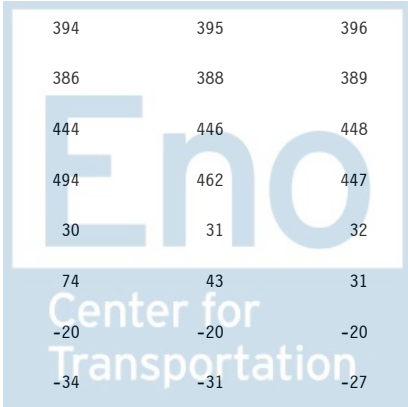
Sorted by FUNC, SFUN, TID, SUB
 (amounts in millions)

		2015	2016	2017	2018	2019	2020	2021	2022	2023	2024	2025
EDUCATION, TRAINING, EMPLOYMENT, AND SOCIAL SERVICES (500)												
075 1512 0 1 506 EA01 29 78 10												
Proposed Legislation												
PREP extension												
Pres 16	BA:	0	75	75	75	75	75	0	0	0	0	0
Reest	OP:	0	0									
	OT:	0	3	29	60	73	73	70	44	13	0	0
Mar 15	BA:	0	0	0	0	0	0	0	0	0	0	0
Base	OP:	0	0									
	OT:	0	0	0	0	0	0	0	0	0	0	0
Orig	BA:	0	75	75	75	75	75	0	0	0	0	0
Pres	OP:	0	0									
	OT:	0	2	24	57	74	75	73	51	18	1	0
Reest -	BA:	0	75	75	75	75	75	0	0	0	0	0
Mar15	OP:	0	0									
	OT:	0	3	29	60	73	73	70	44	13	0	0
Reest -	BA:	0	0	0	0	0	0	0	0	0	0	0
Orig	OP:	0	0									
	OT:	0	1	5	3	-1	-2	-3	-7	-5	-1	0
075 1512 0 1 506 EA02 29 78 10												
Proposed Legislation												
FCG extension												
Pres 16	BA:	0	15	0	0	0	0	0	0	0	0	0
Reest	OP:	0	0									
	OT:	0	0	10	4	1	0	0	0	0	0	0
Mar 15	BA:	0	0	0	0	0	0	0	0	0	0	0
Base	OP:	0	0									
	OT:	0	0	0	0	0	0	0	0	0	0	0
Orig	BA:	0	15	0	0	0	0	0	0	0	0	0
Pres	OP:	0	0									
	OT:	0	0	10	3	1	0	0	0	0	0	0
Reest -	BA:	0	15	0	0	0	0	0	0	0	0	0
Mar15	OP:	0	0									
	OT:	0	0	10	4	1	0	0	0	0	0	0
Reest -	BA:	0	0	0	0	0	0	0	0	0	0	0
Orig	OP:	0	0									
	OT:	0	0	0	1	0	0	0	0	0	0	0




Sorted by FUNC, SFUN, TID, SUB
 (amounts in millions)

		2015	2016	2017	2018	2019	2020	2021	2022	2023	2024	2025
EDUCATION, TRAINING, EMPLOYMENT, AND SOCIAL SERVICES (500)												
075 1512 0 1 506 EB02 58 LA 10 N												
Legislation assumed in baseline												
Mandatory												
Pres 16	BA:	0	0	325	325	325	325	325	325	325	325	325
Reest	OP:	0	0									
	OT:	0	0	85	257	306	315	319	319	319	319	319
Mar 15	BA:	0	0	325	325	325	325	325	325	325	325	325
Base	OP:	0	0									
	OT:	0	0	85	257	306	315	319	319	319	319	319
Orig	BA:	0	0	0	0	0	0	0	0	0	0	0
Pres	OP:	0	0									
	OT:	0	0	0	0	0	0	0	0	0	0	0
Reest -	BA:	0	0	0	0	0	0	0	0	0	0	0
Mar15	OP:	0	0									
	OT:	0	0	0	0	0	0	0	0	0	0	0
Reest -	BA:	0	0	325	325	325	325	325	325	325	325	325
Orig	OP:	0	0									
	OT:	0	0	85	257	306	315	319	319	319	319	319
Account Total for Promoting Safe and Stable Families												
Pres 16	BA:	505	525	492	494	495	496	422	424	426	428	430
Reest	OP:	399	386									
	OT:	501	504	507	491	488	486	485	460	431	420	422
Mar 15	BA:	505	383	387	388	390	391	392	394	395	396	398
Base	OP:	399	386									
	OT:	501	486	431	395	382	383	385	386	388	389	390
Orig	BA:	530	525	512	514	515	516	442	444	446	448	450
Pres	OP:	400	397									
	OT:	518	524	521	526	516	515	514	494	462	447	449
Reest -	BA:	0	142	105	106	105	105	30	30	31	32	32
Mar15	OP:	0	0									
	OT:	0	18	76	96	106	103	100	74	43	31	32
Reest -	BA:	-25	0	-20	-20	-20	-20	-20	-20	-20	-20	-20
Orig	OP:	-1	-11									
	OT:	-17	-20	-14	-35	-28	-29	-29	-34	-31	-27	-27




Sorted by FUNC, SFUN, TID, SUB
 (amounts in millions)

		2015	2016	2017	2018	2019	2020	2021	2022	2023	2024	2025
EDUCATION, TRAINING, EMPLOYMENT, AND SOCIAL SERVICES (500)												
Social services block grant												
075 1534 0 1 506 AA01 LA LA 10 N												
Appropriation												
Pres 16	BA:	1,700	1,700	1,700	1,700	1,700	1,700	1,700	1,700	1,700	1,700	1,700
Reest	OP:	306	306									
	OT:	1,700	1,700	1,700	1,700	1,700	1,700	1,700	1,700	1,700	1,700	1,700
Mar 15	BA:	1,700	1,700	1,700	1,700	1,700	1,700	1,700	1,700	1,700	1,700	1,700
Base	OP:	306	306									
	OT:	1,700	1,700	1,700	1,700	1,700	1,700	1,700	1,700	1,700	1,700	1,700
Orig	BA:	1,661	1,700	1,700	1,700	1,700	1,700	1,700	1,700	1,700	1,700	1,700
Pres	OP:	642	350									
	OT:	1,954	1,761	1,747	1,718	1,706	1,700	1,700	1,700	1,700	1,700	1,700
Reest -	BA:	0	0	0	0	0	0	0	0	0	0	0
Mar15	OP:	0	0									
	OT:	0	0	0	0	0	0	0	0	0	0	0
Reest -	BA:	39	0	0	0	0	0	0	0	0	0	0
Orig	OP:	-336	-44									
	OT:	-254	-61	-47	-18	-6	0	0	0	0	0	0
075 1534 0 1 506 AA02 LA LA 10 N												
Appropriation												
Hurricane Sandy supp												
Pres 16	BA:	0	0	0	0	0	0	0	0	0	0	0
Reest	OP:	100	50									
	OT:	100	50	25	0	0	0	0	0	0	0	0
Mar 15	BA:	0	0	0	0	0	0	0	0	0	0	0
Base	OP:	100	50									
	OT:	100	50	25	0	0	0	0	0	0	0	0
Orig	BA:	0	0	0	0	0	0	0	0	0	0	0
Pres	OP:	0	0									
	OT:	0	0	0	0	0	0	0	0	0	0	0
Reest -	BA:	0	0	0	0	0	0	0	0	0	0	0
Mar15	OP:	0	0									
	OT:	0	0	0	0	0	0	0	0	0	0	0
Reest -	BA:	0	0	0	0	0	0	0	0	0	0	0
Orig	OP:	100	50									
	OT:	100	50	25	0	0	0	0	0	0	0	0



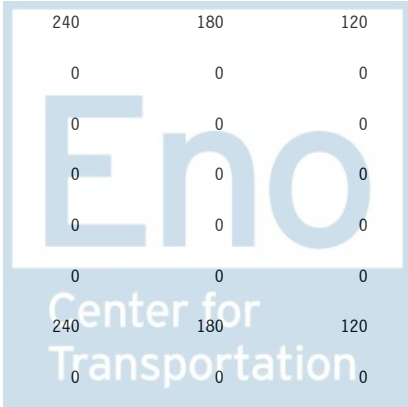
Sorted by FUNC, SFUN, TID, SUB
 (amounts in millions)

		2015	2016	2017	2018	2019	2020	2021	2022	2023	2024	2025
EDUCATION, TRAINING, EMPLOYMENT, AND SOCIAL SERVICES (500)												
075 1534 0 1 506 BA02 58 78 10 N												
Federal Fund												
Health Professionals Opportunity Grant (HPOG)												
Pres 16	BA:	85	0	0	0	0	0	0	0	0	0	0
Reest	OP:	75	72									
	OT:	77	72	50	19	0	0	0	0	0	0	0
Mar 15	BA:	85	0	0	0	0	0	0	0	0	0	0
Base	OP:	75	72									
	OT:	77	72	50	19	0	0	0	0	0	0	0
Orig	BA:	0	0	0	0	0	0	0	0	0	0	0
Pres	OP:	0	0									
	OT:	0	0	0	0	0	0	0	0	0	0	0
Reest -	BA:	0	0	0	0	0	0	0	0	0	0	0
Mar15	OP:	0	0									
	OT:	0	0	0	0	0	0	0	0	0	0	0
Reest -	BA:	85	0	0	0	0	0	0	0	0	0	0
Orig	OP:	75	72									
	OT:	77	72	50	19	0	0	0	0	0	0	0
075 1534 0 1 506 BS01 58 78 10 A												
Sequester												
Pres 16	BA:	-124	0	0	0	0	0	0	0	0	0	0
Reest	OP:	0	-19									
	OT:	-102	-19	-2	-1	0	0	0	0	0	0	0
Mar 15	BA:	-124	-116	0	0	0	0	0	0	0	0	0
Base	OP:	0	-19									
	OT:	-102	-114	-20	-4	-1	0	0	0	0	0	0
Orig	BA:	0	0	0	0	0	0	0	0	0	0	0
Pres	OP:	0	0									
	OT:	0	0	0	0	0	0	0	0	0	0	0
Reest -	BA:	0	116	0	0	0	0	0	0	0	0	0
Mar15	OP:	0	0									
	OT:	0	95	18	3	1	0	0	0	0	0	0
Reest -	BA:	-124	0	0	0	0	0	0	0	0	0	0
Orig	OP:	0	-19									
	OT:	-102	-19	-2	-1	0	0	0	0	0	0	0



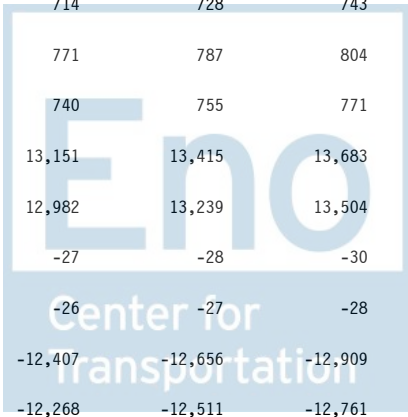
Sorted by FUNC, SFUN, TID, SUB
 (amounts in millions)

		2015	2016	2017	2018	2019	2020	2021	2022	2023	2024	2025
EDUCATION, TRAINING, EMPLOYMENT, AND SOCIAL SERVICES (500)												
075 1534 0 1 506 EA01 58 78 10												
Proposed Legislation												
HPOG extension												
Pres 16	BA:	0	85	85	85	85	0	0	0	0	0	0
Reest	OP:	0	0									
	OT:	0	2	33	65	83	82	50	19	0	0	0
Mar 15	BA:	0	0	0	0	0	0	0	0	0	0	0
Base	OP:	0	0									
	OT:	0	0	0	0	0	0	0	0	0	0	0
Orig	BA:	0	85	85	85	85	0	0	0	0	0	0
Pres	OP:	0	0									
	OT:	0	4	47	78	85	81	39	7	0	0	0
Reest -	BA:	0	85	85	85	85	0	0	0	0	0	0
Mar15	OP:	0	0									
	OT:	0	2	33	65	83	82	50	19	0	0	0
Reest -	BA:	0	0	0	0	0	0	0	0	0	0	0
Orig	OP:	0	0									
	OT:	0	-2	-14	-13	-2	1	11	12	0	0	0
075 1534 0 1 506 EA02 58 78 10												
Proposed Legislation												
upward mobility project												
Pres 16	BA:	0	300	300	300	300	300	0	0	0	0	0
Reest	OP:	0	0									
	OT:	0	30	60	120	180	240	240	240	180	120	60
Mar 15	BA:	0	0	0	0	0	0	0	0	0	0	0
Base	OP:	0	0									
	OT:	0	0	0	0	0	0	0	0	0	0	0
Orig	BA:	0	300	300	300	300	300	0	0	0	0	0
Pres	OP:	0	0									
	OT:	0	300	300	300	300	300	0	0	0	0	0
Reest -	BA:	0	300	300	300	300	300	0	0	0	0	0
Mar15	OP:	0	0									
	OT:	0	30	60	120	180	240	240	240	180	120	60
Reest -	BA:	0	0	0	0	0	0	0	0	0	0	0
Orig	OP:	0	0									
	OT:	0	-270	-240	-180	-120	-60	240	240	180	120	60



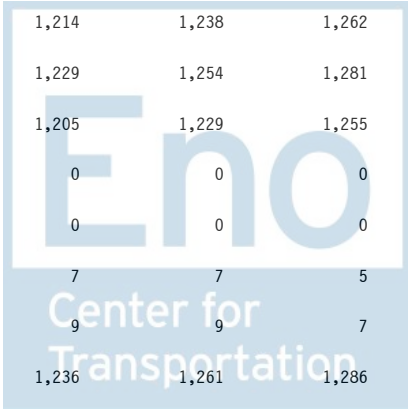
Sorted by FUNC, SFUN, TID, SUB
 (amounts in millions)

		2015	2016	2017	2018	2019	2020	2021	2022	2023	2024	2025
EDUCATION, TRAINING, EMPLOYMENT, AND SOCIAL SERVICES (500)												
Account Total for Social services block grant												
Pres 16	BA:	1,661	2,085	2,085	2,085	2,085	2,000	1,700	1,700	1,700	1,700	1,700
Reest	OP:	481	409									
	OT:	1,775	1,835	1,866	1,903	1,963	2,022	1,990	1,959	1,880	1,820	1,760
Mar 15	BA:	1,661	1,584	1,700	1,700	1,700	1,700	1,700	1,700	1,700	1,700	1,700
Base	OP:	481	409									
	OT:	1,775	1,708	1,755	1,715	1,699	1,700	1,700	1,700	1,700	1,700	1,700
Orig	BA:	1,661	2,085	2,085	2,085	2,085	2,000	1,700	1,700	1,700	1,700	1,700
Pres	OP:	642	350									
	OT:	1,954	2,065	2,094	2,096	2,091	2,081	1,739	1,707	1,700	1,700	1,700
Reest -	BA:	0	501	385	385	385	300	0	0	0	0	0
Mar15	OP:	0	0									
	OT:	0	127	111	188	264	322	290	259	180	120	60
Reest -	BA:	0	0	0	0	0	0	0	0	0	0	0
Orig	OP:	-161	59									
	OT:	-179	-230	-228	-193	-128	-59	251	252	180	120	60
Children and families services programs												
075 1536 0 1 506 AA01 LA LA 03 0												
Appropriation												
Community Services Block Grant												
Pres 16	BA:	674	674	688	701	708	715	730	744	759	774	790
Reest	OP:	315	324									
	OT:	645	654	661	673	683	690	701	714	728	743	758
Mar 15	BA:	674	684	697	711	725	741	756	771	787	804	820
Base	OP:	315	324									
	OT:	645	659	670	682	696	710	725	740	755	771	787
Orig	BA:	10,346	11,911	12,149	12,392	12,516	12,641	12,895	13,151	13,415	13,683	13,957
Pres	OP:	5,944	5,724									
	OT:	10,291	10,729	11,883	12,221	12,438	12,553	12,736	12,982	13,239	13,504	13,775
Reest -	BA:	0	-10	-9	-10	-17	-26	-26	-27	-28	-30	-30
Mar15	OP:	0	0									
	OT:	0	-5	-9	-9	-13	-20	-24	-26	-27	-28	-29
Reest -	BA:	-9,672	-11,237	-11,461	-11,691	-11,808	-11,926	-12,165	-12,407	-12,656	-12,909	-13,167
Orig	OP:	-5,629	-5,400									
	OT:	-9,646	-10,075	-11,222	-11,548	-11,755	-11,863	-12,035	-12,268	-12,511	-12,761	-13,017




Sorted by FUNC, SFUN, TID, SUB
 (amounts in millions)

		2015	2016	2017	2018	2019	2020	2021	2022	2023	2024	2025
EDUCATION, TRAINING, EMPLOYMENT, AND SOCIAL SERVICES (500)												
075 1536 0 1 506 AA02 LA LA 03												
Appropriation												
Head Start proposal												
Pres 16	BA:	0	1,078	1,100	1,122	1,133	1,144	1,167	1,190	1,214	1,238	1,263
Reest	OP:	0	0									
	OT:	0	108	326	656	883	1,005	1,074	1,089	1,108	1,128	1,150
Mar 15	BA:	0	0	0	0	0	0	0	0	0	0	0
Base	OP:	0	0									
	OT:	0	0	0	0	0	0	0	0	0	0	0
Orig	BA:	0	0	0	0	0	0	0	0	0	0	0
Pres	OP:	0	0									
	OT:	0	0	0	0	0	0	0	0	0	0	0
Reest -	BA:	0	1,078	1,100	1,122	1,133	1,144	1,167	1,190	1,214	1,238	1,263
Mar15	OP:	0	0									
	OT:	0	108	326	656	883	1,005	1,074	1,089	1,108	1,128	1,150
Reest -	BA:	0	1,078	1,100	1,122	1,133	1,144	1,167	1,190	1,214	1,238	1,263
Orig	OP:	0	0									
	OT:	0	108	326	656	883	1,005	1,074	1,089	1,108	1,128	1,150
075 1536 0 1 506 AA03 LA LA 03 0												
Appropriation												
All other CFS												
Pres 16	BA:	1,074	1,119	1,142	1,165	1,176	1,188	1,212	1,236	1,261	1,286	1,312
Reest	OP:	710	707									
	OT:	1,097	1,110	1,128	1,149	1,160	1,174	1,192	1,214	1,238	1,262	1,287
Mar 15	BA:	1,074	1,090	1,110	1,133	1,156	1,180	1,204	1,229	1,254	1,281	1,307
Base	OP:	710	707									
	OT:	1,097	1,099	1,103	1,120	1,134	1,157	1,180	1,205	1,229	1,255	1,281
Orig	BA:	0	0	0	0	0	0	0	0	0	0	0
Pres	OP:	0	0									
	OT:	0	0	0	0	0	0	0	0	0	0	0
Reest -	BA:	0	29	32	32	20	8	8	7	7	5	5
Mar15	OP:	0	0									
	OT:	0	11	25	29	26	17	12	9	9	7	6
Reest -	BA:	1,074	1,119	1,142	1,165	1,176	1,188	1,212	1,236	1,261	1,286	1,312
Orig	OP:	710	707									
	OT:	1,097	1,110	1,128	1,149	1,160	1,174	1,192	1,214	1,238	1,262	1,287



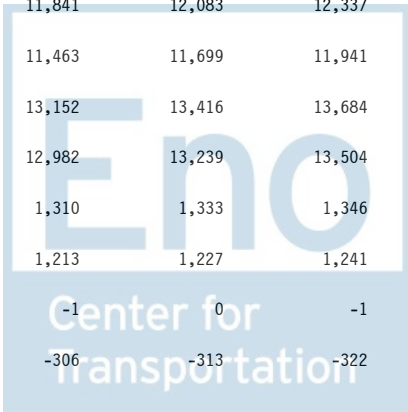
Sorted by FUNC, SFUN, TID, SUB
 (amounts in millions)

		2015	2016	2017	2018	2019	2020	2021	2022	2023	2024	2025
EDUCATION, TRAINING, EMPLOYMENT, AND SOCIAL SERVICES (500)												
075 1536 0 1 506 AA05 LA LA 03 0												
Appropriation												
Head Start												
Pres 16	BA:	8,598	9,040	9,221	9,405	9,499	9,594	9,787	9,981	10,182	10,385	10,593
Reest	OP:	4,889	5,073									
	OT:	8,156	8,508	8,915	9,101	9,247	9,342	9,473	9,659	9,852	10,049	10,250
Mar 15	BA:	8,598	8,730	8,887	9,071	9,255	9,447	9,640	9,841	10,042	10,252	10,462
Base	OP:	4,889	5,073									
	OT:	8,156	8,390	8,611	8,774	8,954	9,137	9,326	9,518	9,715	9,915	10,120
Orig	BA:	0	0	0	0	0	0	0	0	0	0	0
Pres	OP:	0	0									
	OT:	0	0	0	0	0	0	0	0	0	0	0
Reest -	BA:	0	310	334	334	244	147	147	140	140	133	131
Mar15	OP:	0	0									
	OT:	0	118	304	327	293	205	147	141	137	134	130
Reest -	BA:	8,598	9,040	9,221	9,405	9,499	9,594	9,787	9,981	10,182	10,385	10,593
Orig	OP:	4,889	5,073									
	OT:	8,156	8,508	8,915	9,101	9,247	9,342	9,473	9,659	9,852	10,049	10,250
075 1536 0 1 506 BA01 29 78 10												
Federal Fund												
Pres 16	BA:	0	0	0	0	0	0	0	0	0	0	0
Reest	OP:	0	0									
	OT:	0	0	0	0	0	0	0	0	0	0	0
Mar 15	BA:	0	0	0	0	0	0	0	0	0	0	0
Base	OP:	0	0									
	OT:	0	0	0	0	0	0	0	0	0	0	0
Orig	BA:	0	0	1	1	1	1	1	1	1	1	1
Pres	OP:	0	0									
	OT:	-1	-1	0	0	0	0	0	0	0	0	0
Reest -	BA:	0	0	0	0	0	0	0	0	0	0	0
Mar15	OP:	0	0									
	OT:	0	0	0	0	0	0	0	0	0	0	0
Reest -	BA:	0	0	-1	-1	-1	-1	-1	-1	-1	-1	-1
Orig	OP:	0	0									
	OT:	1	1	0	0	0	0	0	0	0	0	0



Sorted by FUNC, SFUN, TID, SUB
 (amounts in millions)

		2015	2016	2017	2018	2019	2020	2021	2022	2023	2024	2025
EDUCATION, TRAINING, EMPLOYMENT, AND SOCIAL SERVICES (500)												
075 1536 0 1 506 DE01 LA LA 03 0 STIM09												
Supplemental Emergency												
Pres 16	BA:	0	0	0	0	0	0	0	0	0	0	0
Reest	OP:	2	0									
	OT:	2	0	0	0	0	0	0	0	0	0	0
Mar 15	BA:	0	0	0	0	0	0	0	0	0	0	0
Base	OP:	2	0									
	OT:	2	0	0	0	0	0	0	0	0	0	0
Orig	BA:	0	0	0	0	0	0	0	0	0	0	0
Pres	OP:	0	0									
	OT:	0	0	0	0	0	0	0	0	0	0	0
Reest -	BA:	0	0	0	0	0	0	0	0	0	0	0
Mar15	OP:	0	0									
	OT:	0	0	0	0	0	0	0	0	0	0	0
Reest -	BA:	0	0	0	0	0	0	0	0	0	0	0
Orig	OP:	2	0									
	OT:	2	0	0	0	0	0	0	0	0	0	0
Account Total for Children and families services programs												
Pres 16	BA:	10,346	11,911	12,151	12,393	12,516	12,641	12,896	13,151	13,416	13,683	13,958
Reest	OP:	5,916	6,104									
	OT:	9,900	10,380	11,030	11,579	11,973	12,211	12,440	12,676	12,926	13,182	13,445
Mar 15	BA:	10,346	10,504	10,694	10,915	11,136	11,368	11,600	11,841	12,083	12,337	12,589
Base	OP:	5,916	6,104									
	OT:	9,900	10,148	10,384	10,576	10,784	11,004	11,231	11,463	11,699	11,941	12,188
Orig	BA:	10,346	11,911	12,150	12,393	12,517	12,642	12,896	13,152	13,416	13,684	13,958
Pres	OP:	5,944	5,724									
	OT:	10,290	10,728	11,883	12,221	12,438	12,553	12,736	12,982	13,239	13,504	13,775
Reest -	BA:	0	1,407	1,457	1,478	1,380	1,273	1,296	1,310	1,333	1,346	1,369
Mar15	OP:	0	0									
	OT:	0	232	646	1,003	1,189	1,207	1,209	1,213	1,227	1,241	1,257
Reest -	BA:	0	0	1	0	-1	-1	0	-1	0	-1	0
Orig	OP:	-28	380									
	OT:	-390	-348	-853	-642	-465	-342	-296	-306	-313	-322	-330




Sorted by FUNC, SFUN, TID, SUB
 (amounts in millions)

		2015	2016	2017	2018	2019	2020	2021	2022	2023	2024	2025
EDUCATION, TRAINING, EMPLOYMENT, AND SOCIAL SERVICES (500)												
Department of Education												
Office of Special Education and Rehabilitative Services												
Rehabilitation Services												
091 0301 0 1 506 AA01 LA LA 10 N												
Appropriation												
Mandatory: State Grants (Authorized)												
Pres 16	BA:	3,335	3,392	3,436	3,515	3,596	3,678	3,767	3,857	0	0	0
Reest	OP:	1,564	1,695		3,437	3,514	3,594	3,679	3,766	1,961	231	19
	OT:	3,165	3,323	3,379								
Mar 15	BA:	3,335	3,392	3,436	3,515	3,596	3,678	3,767	3,857	0	0	0
Base	OP:	1,564	1,695		3,437	3,514	3,594	3,679	3,766	1,961	231	19
	OT:	3,165	3,323	3,379								
Orig	BA:	3,092	3,392	3,446	3,515	3,592	3,675	3,759	3,846	3,934	4,025	4,117
Pres	OP:	1,833	1,545		3,478	3,550	3,630	3,713	3,798	3,886	3,975	4,066
	OT:	3,379	3,241	3,404								
Reest -	BA:	0	0	0	0	0	0	0	0	0	0	0
Mar15	OP:	0	0		0	0	0	0	0	0	0	0
	OT:	0	0	0	0	0	0	0	0	0	0	0
Reest -	BA:	243	0	-10	0	4	3	8	11	-3,934	-4,025	-4,117
Orig	OP:	-269	150		-41	-36	-36	-34	-32	-1,925	-3,744	-4,047
	OT:	-214	82	-25								




Sorted by FUNC, SFUN, TID, SUB
 (amounts in millions)

		2015	2016	2017	2018	2019	2020	2021	2022	2023	2024	2025
EDUCATION, TRAINING, EMPLOYMENT, AND SOCIAL SERVICES (500)												
091 0301 0 1 506 AA05 LA LA 03 0												
Appropriation												
Discretionary: Competitive Grants, NIDRR, Etc												
Pres 16	BA:	375	140	143	146	147	149	152	155	158	161	164
Reest	OP:	290	297									
	OT:	369	326	191	149	144	146	148	150	153	156	159
Mar 15	BA:	375	381	387	395	403	411	420	428	437	446	455
Base	OP:	290	297									
	OT:	369	377	377	383	391	399	407	415	424	432	441
Orig	BA:	375	140	143	146	147	149	152	155	158	161	164
Pres	OP:	382	200									
	OT:	569	269	154	144	147	147	150	154	156	159	162
Reest -	BA:	0	-241	-244	-249	-256	-262	-268	-273	-279	-285	-291
Mar15	OP:	0	0									
	OT:	0	-51	-186	-234	-247	-253	-259	-265	-271	-276	-282
Reest -	BA:	0	0	0	0	0	0	0	0	0	0	0
Orig	OP:	-92	97									
	OT:	-200	57	37	5	-3	-1	-2	-4	-3	-3	-3
091 0301 0 1 506 AC01 LA LA 03 CH												
Appropriation - Existing Law Change												
Innovative activities												
Pres 16	BA:	0	0	0	0	0	0	0	0	0	0	0
Reest	OP:	0	0									
	OT:	0	0	10	7	0	0	0	0	0	0	0
Mar 15	BA:	0	0	0	0	0	0	0	0	0	0	0
Base	OP:	0	0									
	OT:	0	0	0	0	0	0	0	0	0	0	0
Orig	BA:	0	0	0	0	0	0	0	0	0	0	0
Pres	OP:	0	0									
	OT:	0	0	0	0	0	0	0	0	0	0	0
Reest -	BA:	0	0	0	0	0	0	0	0	0	0	0
Mar15	OP:	0	0									
	OT:	0	0	10	7	0	0	0	0	0	0	0
Reest -	BA:	0	0	0	0	0	0	0	0	0	0	0
Orig	OP:	0	0									
	OT:	0	0	10	7	0	0	0	0	0	0	0



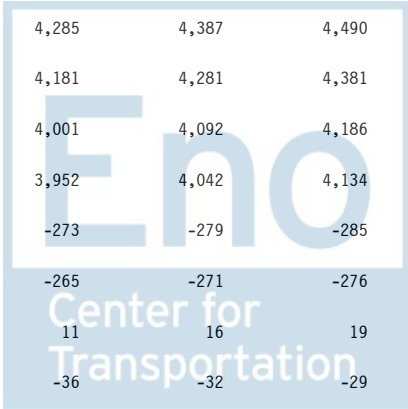
Sorted by FUNC, SFUN, TID, SUB
 (amounts in millions)

		2015	2016	2017	2018	2019	2020	2021	2022	2023	2024	2025
EDUCATION, TRAINING, EMPLOYMENT, AND SOCIAL SERVICES (500)												
091 0301 0 1 506 BS02 LA LA 10 A												
Sequester												
Pres 16	BA:	-243	0	0	0	0	0	0	0	0	0	0
Reest	OP:	0	-109									
	OT:	-117	-109	0	0	0	0	0	0	0	0	0
Mar 15	BA:	-243	-231	0	0	0	0	0	0	0	0	0
Base	OP:	0	-109									
	OT:	-117	-220	-104	0	0	0	0	0	0	0	0
Orig	BA:	0	0	0	0	0	0	0	0	0	0	0
Pres	OP:	0	0									
	OT:	0	0	0	0	0	0	0	0	0	0	0
Reest -	BA:	0	231	0	0	0	0	0	0	0	0	0
Mar15	OP:	0	0									
	OT:	0	111	104	0	0	0	0	0	0	0	0
Reest -	BA:	-243	0	0	0	0	0	0	0	0	0	0
Orig	OP:	0	-109									
	OT:	-117	-109	0	0	0	0	0	0	0	0	0
091 0301 0 1 506 DE01 LA LA 03 A STIM09												
Supplemental Emergency												
Pres 16	BA:	0	0	0	0	0	0	0	0	0	0	0
Reest	OP:	10	0									
	OT:	10	0	0	0	0	0	0	0	0	0	0
Mar 15	BA:	0	0	0	0	0	0	0	0	0	0	0
Base	OP:	10	0									
	OT:	10	0	0	0	0	0	0	0	0	0	0
Orig	BA:	0	0	0	0	0	0	0	0	0	0	0
Pres	OP:	0	0									
	OT:	0	0	0	0	0	0	0	0	0	0	0
Reest -	BA:	0	0	0	0	0	0	0	0	0	0	0
Mar15	OP:	0	0									
	OT:	0	0	0	0	0	0	0	0	0	0	0
Reest -	BA:	0	0	0	0	0	0	0	0	0	0	0
Orig	OP:	10	0									
	OT:	10	0	0	0	0	0	0	0	0	0	0



Sorted by FUNC, SFUN, TID, SUB
 (amounts in millions)

		2015	2016	2017	2018	2019	2020	2021	2022	2023	2024	2025
EDUCATION, TRAINING, EMPLOYMENT, AND SOCIAL SERVICES (500)												
091 0301 0 1 506 EB01 29 LA 10 N												
Legislation assumed in baseline												
Mandatory, Unauthorized: State Grants												
Pres 16	BA:	0	0	0	0	0	0	0	0	3,950	4,044	4,142
Reest	OP:	0	0									
	OT:	0	0	0	0	0	0	0	0	1,896	3,718	4,025
Mar 15	BA:	0	0	0	0	0	0	0	0	3,950	4,044	4,142
Base	OP:	0	0									
	OT:	0	0	0	0	0	0	0	0	1,896	3,718	4,025
Orig	BA:	0	0	0	0	0	0	0	0	0	0	0
Pres	OP:	0	0									
	OT:	0	0	0	0	0	0	0	0	0	0	0
Reest -	BA:	0	0	0	0	0	0	0	0	0	0	0
Mar15	OP:	0	0									
	OT:	0	0	0	0	0	0	0	0	0	0	0
Reest -	BA:	0	0	0	0	0	0	0	0	3,950	4,044	4,142
Orig	OP:	0	0									
	OT:	0	0	0	0	0	0	0	0	1,896	3,718	4,025
Account Total for Rehabilitation Services												
Pres 16	BA:	3,467	3,532	3,579	3,661	3,743	3,827	3,919	4,012	4,108	4,205	4,306
Reest	OP:	1,864	1,883									
	OT:	3,427	3,540	3,580	3,593	3,658	3,740	3,827	3,916	4,010	4,105	4,203
Mar 15	BA:	3,467	3,542	3,823	3,910	3,999	4,089	4,187	4,285	4,387	4,490	4,597
Base	OP:	1,864	1,883									
	OT:	3,427	3,480	3,652	3,820	3,905	3,993	4,086	4,181	4,281	4,381	4,485
Orig	BA:	3,467	3,532	3,589	3,661	3,739	3,824	3,911	4,001	4,092	4,186	4,281
Pres	OP:	2,215	1,745									
	OT:	3,948	3,510	3,558	3,622	3,697	3,777	3,863	3,952	4,042	4,134	4,228
Reest -	BA:	0	-10	-244	-249	-256	-262	-268	-273	-279	-285	-291
Mar15	OP:	0	0									
	OT:	0	60	-72	-227	-247	-253	-259	-265	-271	-276	-282
Reest -	BA:	0	0	-10	0	4	3	8	11	16	19	25
Orig	OP:	-351	138									
	OT:	-521	30	22	-29	-39	-37	-36	-36	-32	-29	-25



Sorted by FUNC, SFUN, TID, SUB
 (amounts in millions)

	2015	2016	2017	2018	2019	2020	2021	2022	2023	2024	2025
EDUCATION, TRAINING, EMPLOYMENT, AND SOCIAL SERVICES (500)											
National Council on Disability											
National Council on Disability											
Salaries and Expenses											
413 3500 0 1 506 AA01 LA LA 03 0											
Appropriation											
Pres 16 BA:	3	3	3	3	3	3	3	3	3	3	4
Reest OP:	1	1		3	3	3	3	3	3	3	4
OT:	3	3	3	3	3	3	3	3	3	3	4
Mar 15 BA:	3	3	3	3	3	3	4	4	4	4	4
Base OP:	1	1		3	3	3	4	4	4	4	4
OT:	3	3	3	3	3	3	4	4	4	4	4
Orig BA:	3	3	3	3	3	3	3	3	3	3	4
Pres OP:	0	0		3	3	3	3	3	3	3	4
OT:	3	3	3	3	3	3	3	3	3	3	4
Reest - BA:	0	0	0	0	0	0	-1	-1	-1	-1	0
Mar15 OP:	0	0		0	0	0	-1	-1	-1	-1	0
OT:	0	0	0	0	0	0	-1	-1	-1	-1	0
Reest - BA:	0	0	0	0	0	0	0	0	0	0	0
Orig OP:	1	1		0	0	0	0	0	0	0	0
OT:	0	0	0	0	0	0	0	0	0	0	0



Sorted by FUNC, SFUN, TID, SUB
 (amounts in millions)

	2015	2016	2017	2018	2019	2020	2021	2022	2023	2024	2025
EDUCATION, TRAINING, EMPLOYMENT, AND SOCIAL SERVICES (500)											
Other Commissions and Boards											
Other Commissions and Boards											
Commission to Eliminate Child Abuse and Neglect Fatalities											
481 2992 0 1 506 BA01 99 99 10											
Federal Fund											
Pres 16 BA:	0	0	0	0	0	0	0	0	0	0	0
Reest OP:	0	0									
OT:	0	0	0	0	0	0	0	0	0	0	0
Mar 15 BA:	0	0	0	0	0	0	0	0	0	0	0
Base OP:	0	0									
OT:	0	0	0	0	0	0	0	0	0	0	0
Orig BA:	0	0	0	0	0	0	0	0	0	0	0
Pres OP:	2	1									
OT:	2	1	0	0	0	0	0	0	0	0	0
Reest - BA:	0	0	0	0	0	0	0	0	0	0	0
Mar15 OP:	0	0									
OT:	0	0	0	0	0	0	0	0	0	0	0
Reest - BA:	0	0	0	0	0	0	0	0	0	0	0
Orig OP:	-2	-1									
OT:	-2	-1	0	0	0	0	0	0	0	0	0



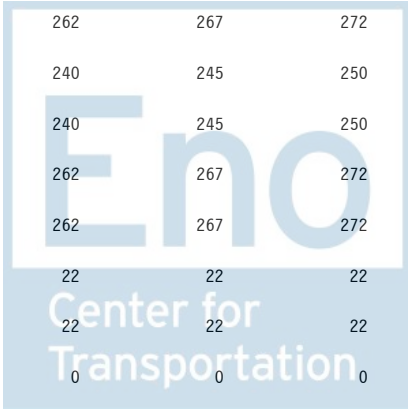
Sorted by FUNC, SFUN, TID, SUB
 (amounts in millions)

	2015	2016	2017	2018	2019	2020	2021	2022	2023	2024	2025
EDUCATION, TRAINING, EMPLOYMENT, AND SOCIAL SERVICES (500)											
Corporation for National and Community Service											
Corporation for National and Community Service											
Office of Inspector General											
485 2721 0 1 506 AA01 LA LA 03 0											
Appropriation											
Pres 16 BA:	5	6	6	6	6	6	6	7	7	7	7
Reest OP:	1	1		6	6	6	6	7	7	7	7
OT:	5	5	6	6	6	6	6	7	7	7	7
Mar 15 BA:	5	5	5	5	6	6	6	6	6	7	7
Base OP:	1	1		5	6	6	6	6	6	7	7
OT:	5	5	5	5	6	6	6	6	6	7	7
Orig BA:	5	6	6	6	6	6	6	7	7	7	7
Pres OP:	3	3		6	6	6	6	7	7	7	7
OT:	5	5	6	6	6	6	6	7	7	7	7
Reest - BA:	0	1	1	1	0	0	0	1	1	0	0
Mar15 OP:	0	0		1	0	0	0	1	1	0	0
OT:	0	0	1	1	0	0	0	1	1	0	0
Reest - BA:	0	0	0	0	0	0	0	0	0	0	0
Orig OP:	-2	-2		0	0	0	0	0	0	0	0
OT:	0	0	0	0	0	0	0	0	0	0	0



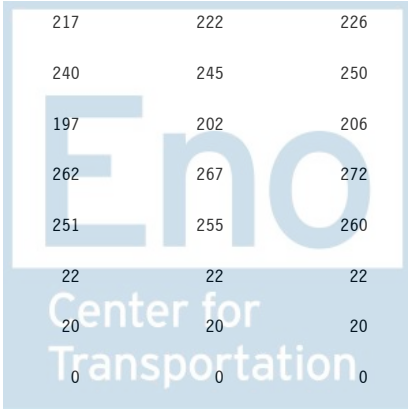
Sorted by FUNC, SFUN, TID, SUB
 (amounts in millions)

		2015	2016	2017	2018	2019	2020	2021	2022	2023	2024	2025
EDUCATION, TRAINING, EMPLOYMENT, AND SOCIAL SERVICES (500)												
Salaries and Expenses												
485 2722 0 1 506 AA01 LA LA 03 0												
Appropriation												
Pres 16	BA:	82	86	88	89	90	91	93	95	97	99	101
Reest	OP:	14	14									
	OT:	80	83	85	86	87	88	90	92	94	96	98
Mar 15	BA:	82	84	87	90	94	97	100	104	107	111	114
Base	OP:	14	14									
	OT:	80	81	84	87	91	94	97	101	104	107	110
Orig	BA:	82	86	88	89	90	91	93	95	97	99	101
Pres	OP:	18	19									
	OT:	81	85	85	88	89	90	93	94	96	98	100
Reest -	BA:	0	2	1	-1	-4	-6	-7	-9	-10	-12	-13
Mar15	OP:	0	0									
	OT:	0	2	1	-1	-4	-6	-7	-9	-10	-11	-12
Reest -	BA:	0	0	0	0	0	0	0	0	0	0	0
Orig	OP:	-4	-5									
	OT:	-1	-2	0	-2	-2	-2	-3	-2	-2	-2	-2
Payment to the National Service Trust Fund												
485 2726 0 1 506 AA01 LA LA 03 0												
Appropriation												
Pres 16	BA:	210	237	242	247	249	252	257	262	267	272	278
Reest	OP:	0	0									
	OT:	210	237	242	247	249	252	257	262	267	272	278
Mar 15	BA:	210	213	217	221	226	230	235	240	245	250	255
Base	OP:	0	0									
	OT:	210	213	217	221	226	230	235	240	245	250	255
Orig	BA:	210	237	242	247	249	252	257	262	267	272	278
Pres	OP:	0	0									
	OT:	210	237	242	247	249	252	257	262	267	272	278
Reest -	BA:	0	24	25	26	23	22	22	22	22	22	23
Mar15	OP:	0	0									
	OT:	0	24	25	26	23	22	22	22	22	22	23
Reest -	BA:	0	0	0	0	0	0	0	0	0	0	0
Orig	OP:	0	0									
	OT:	0	0	0	0	0	0	0	0	0	0	0




Sorted by FUNC, SFUN, TID, SUB
 (amounts in millions)

		2015	2016	2017	2018	2019	2020	2021	2022	2023	2024	2025
EDUCATION, TRAINING, EMPLOYMENT, AND SOCIAL SERVICES (500)												
Operating Expenses												
485 2728 0 1 506 AA01 LA LA 03 0												
Appropriation												
Pres 16	BA:	758	855	872	889	899	907	927	944	964	982	1,002
Reest	OP:	576	576									
	OT:	724	743	807	831	848	858	868	885	902	920	938
Mar 15	BA:	758	770	784	800	816	833	850	868	886	904	923
Base	OP:	576	576									
	OT:	724	726	741	749	764	779	795	812	829	846	863
Orig	BA:	758	855	872	889	899	907	927	944	964	982	1,002
Pres	OP:	542	515									
	OT:	784	787	803	853	883	896	909	925	944	962	980
Reest -	BA:	0	85	88	89	83	74	77	76	78	78	79
Mar15	OP:	0	0									
	OT:	0	17	66	82	84	79	73	73	73	74	75
Reest -	BA:	0	0	0	0	0	0	0	0	0	0	0
Orig	OP:	34	61									
	OT:	-60	-44	4	-22	-35	-38	-41	-40	-42	-42	-42
Gifts and Contributions												
485 9972 0 7 506 AA01 LA LA 03 0												
Appropriation												
Pres 16	BA:	210	237	242	247	249	252	257	262	267	272	278
Reest	OP:	182	197									
	OT:	187	203	184	188	197	202	210	217	222	226	230
Mar 15	BA:	210	213	217	221	226	230	235	240	245	250	255
Base	OP:	182	197									
	OT:	187	202	183	184	189	190	194	197	202	206	210
Orig	BA:	210	237	242	247	249	252	257	262	267	272	278
Pres	OP:	205	228									
	OT:	205	228	234	244	256	244	248	251	255	260	265
Reest -	BA:	0	24	25	26	23	22	22	22	22	22	23
Mar15	OP:	0	0									
	OT:	0	1	1	4	8	12	16	20	20	20	20
Reest -	BA:	0	0	0	0	0	0	0	0	0	0	0
Orig	OP:	-23	-31									
	OT:	-18	-25	-50	-56	-59	-42	-38	-34	-33	-34	-35



Sorted by FUNC, SFUN, TID, SUB
 (amounts in millions)

		2015	2016	2017	2018	2019	2020	2021	2022	2023	2024	2025
EDUCATION, TRAINING, EMPLOYMENT, AND SOCIAL SERVICES (500)												
485 9972 0 7 506 BB01 29 87 10 N												
Trust Fund												
interest earned on tf balances												
Pres 16	BA:	10	18	32	42	46	49	53	57	61	66	70
Reest	OP:	0	0									
	OT:	0	0	0	0	0	0	0	0	0	0	0
Mar 15	BA:	10	18	32	42	46	49	53	57	61	66	70
Base	OP:	0	0									
	OT:	0	0	0	0	0	0	0	0	0	0	0
Orig	BA:	5	5	5	5	5	5	5	5	5	5	5
Pres	OP:	0	1									
	OT:	1	2	4	5	5	5	5	5	5	5	5
Reest -	BA:	0	0	0	0	0	0	0	0	0	0	0
Mar15	OP:	0	0									
	OT:	0	0	0	0	0	0	0	0	0	0	0
Reest -	BA:	5	13	27	37	41	44	48	52	56	61	65
Orig	OP:	0	-1									
	OT:	-1	-2	-4	-5	-5	-5	-5	-5	-5	-5	-5
485 9972 0 7 506 DE01 LA LA 03 A STIM09												
Supplemental Emergency												
Pres 16	BA:	0	0	0	0	0	0	0	0	0	0	0
Reest	OP:	4	2									
	OT:	4	2	0	0	0	0	0	0	0	0	0
Mar 15	BA:	0	0	0	0	0	0	0	0	0	0	0
Base	OP:	4	2									
	OT:	4	2	0	0	0	0	0	0	0	0	0
Orig	BA:	0	0	0	0	0	0	0	0	0	0	0
Pres	OP:	0	0									
	OT:	0	0	0	0	0	0	0	0	0	0	0
Reest -	BA:	0	0	0	0	0	0	0	0	0	0	0
Mar15	OP:	0	0									
	OT:	0	0	0	0	0	0	0	0	0	0	0
Reest -	BA:	0	0	0	0	0	0	0	0	0	0	0
Orig	OP:	4	2									
	OT:	4	2	0	0	0	0	0	0	0	0	0



Sorted by FUNC, SFUN, TID, SUB
 (amounts in millions)

		2015	2016	2017	2018	2019	2020	2021	2022	2023	2024	2025
EDUCATION, TRAINING, EMPLOYMENT, AND SOCIAL SERVICES (500)												
Account Total for Gifts and Contributions												
Pres 16	BA:	220	255	274	289	295	301	310	319	328	338	348
Reest	OP:	186	199		188	197	202	210	217	222	226	230
	OT:	191	205	184	188	197	202	210	217	222	226	230
Mar 15	BA:	220	231	249	263	272	279	288	297	306	316	325
Base	OP:	186	199		184	189	190	194	197	202	206	210
	OT:	191	204	183	184	189	190	194	197	202	206	210
Orig	BA:	215	242	247	252	254	257	262	267	272	277	283
Pres	OP:	205	229		249	261	249	253	256	260	265	270
	OT:	206	230	238	249	261	249	253	256	260	265	270
Reest -	BA:	0	24	25	26	23	22	22	22	22	22	23
Mar15	OP:	0	0		4	8	12	16	20	20	20	20
	OT:	0	1	1	4	8	12	16	20	20	20	20
Reest -	BA:	5	13	27	37	41	44	48	52	56	61	65
Orig	OP:	-19	-30		-61	-64	-47	-43	-39	-38	-39	-40
	OT:	-15	-25	-54	-61	-64	-47	-43	-39	-38	-39	-40
Payment from the general fund, National Service trust fund												
485 9990 8 7 506 AA01 LA LA 03 0												
Appropriation												
Pres 16	BA:	-210	-237	-242	-247	-249	-252	-257	-262	-267	-272	-278
Reest	OP:	0	0		-247	-249	-252	-257	-262	-267	-272	-278
	OT:	-210	-237	-242	-247	-249	-252	-257	-262	-267	-272	-278
Mar 15	BA:	-210	-213	-217	-221	-226	-230	-235	-240	-245	-250	-255
Base	OP:	0	0		-221	-226	-230	-235	-240	-245	-250	-255
	OT:	-210	-213	-217	-221	-226	-230	-235	-240	-245	-250	-255
Orig	BA:	-210	-237	-242	-247	-249	-252	-257	-262	-267	-272	-278
Pres	OP:	0	0		-247	-249	-252	-257	-262	-267	-272	-278
	OT:	-210	-237	-242	-247	-249	-252	-257	-262	-267	-272	-278
Reest -	BA:	0	-24	-25	-26	-23	-22	-22	-22	-22	-22	-23
Mar15	OP:	0	0		-26	-23	-22	-22	-22	-22	-22	-23
	OT:	0	-24	-25	-26	-23	-22	-22	-22	-22	-22	-23
Reest -	BA:	0	0	0	0	0	0	0	0	0	0	0
Orig	OP:	0	0		0	0	0	0	0	0	0	0
	OT:	0	0	0	0	0	0	0	0	0	0	0



Sorted by FUNC, SFUN, TID, SUB
 (amounts in millions)

		2015	2016	2017	2018	2019	2020	2021	2022	2023	2024	2025
EDUCATION, TRAINING, EMPLOYMENT, AND SOCIAL SERVICES (500)												
Subfunction	Total for 506 Social services (506)											
Pres 16	BA:	18,695	21,329	21,662	22,070	22,314	22,482	22,530	22,967	23,406	23,848	24,306
Reest	OP:	10,031	10,173									
	OT:	18,235	19,023	20,027	20,730	21,373	21,792	22,134	22,475	22,784	23,139	23,516
Mar 15	BA:	18,695	18,780	19,435	19,819	20,195	20,589	20,986	21,410	21,823	22,253	22,685
Base	OP:	10,031	10,173									
	OT:	18,235	18,495	18,922	19,250	19,574	19,942	20,328	20,720	21,127	21,539	21,958
Orig	BA:	18,713	21,316	21,664	22,046	22,283	22,442	22,480	22,897	23,326	23,761	24,208
Pres	OP:	10,711	9,664									
	OT:	19,462	19,817	21,255	21,787	22,143	22,355	22,336	22,683	23,060	23,473	23,912
Reest -	BA:	0	2,549	2,227	2,251	2,119	1,893	1,544	1,557	1,583	1,595	1,621
Mar15	OP:	0	0									
	OT:	0	528	1,105	1,480	1,799	1,850	1,806	1,755	1,657	1,600	1,558
Reest -	BA:	-18	13	-2	24	31	40	50	70	80	87	98
Orig	OP:	-680	509									
	OT:	-1,227	-794	-1,228	-1,057	-770	-563	-202	-208	-276	-334	-396



Sorted by FUNC, SFUN, TID, SUB
 (amounts in millions)

		2015	2016	2017	2018	2019	2020	2021	2022	2023	2024	2025
Function Total for 500 EDUCATION, TRAINING, EMPLOYMENT, AND SOCIAL SERVICES (500)												
Pres 16	BA:	102,248	128,347	122,722	129,756	138,135	143,915	146,601	152,658	157,308	160,097	162,423
Reest	OP:	61,335	59,949									
	OT:	107,566	100,345	117,075	126,539	135,536	141,643	146,688	151,411	155,775	160,715	164,212
Mar 15	BA:	102,248	98,443	105,351	108,571	107,992	111,014	112,648	114,903	117,130	119,611	122,126
Base	OP:	61,335	59,949									
	OT:	107,566	101,291	106,443	107,216	106,065	109,291	111,467	113,321	115,561	117,917	120,416
Orig	BA:	129,729	131,379	119,783	130,476	137,327	143,384	147,960	154,474	159,744	162,036	164,576
Pres	OP:	69,337	64,653									
	OT:	136,756	106,342	115,901	125,594	133,422	139,358	145,460	150,530	155,624	160,050	163,811
Reest -	BA:	0	29,904	17,371	21,185	30,143	32,901	33,953	37,755	40,178	40,486	40,297
Mar15	OP:	0	0									
	OT:	0	-946	10,632	19,323	29,471	32,352	35,221	38,090	40,214	42,798	43,796
Reest -	BA:	-27,481	-3,032	2,939	-720	808	531	-1,359	-1,816	-2,436	-1,939	-2,153
Orig	OP:	-8,002	-4,704									
	OT:	-29,190	-5,997	1,174	945	2,114	2,285	1,228	881	151	665	401



Sorted by FUNC, SFUN, TID, SUB
(amounts in millions)

2015 2016 2017 2018 2019 2020 2021 2022 2023 2024 2025



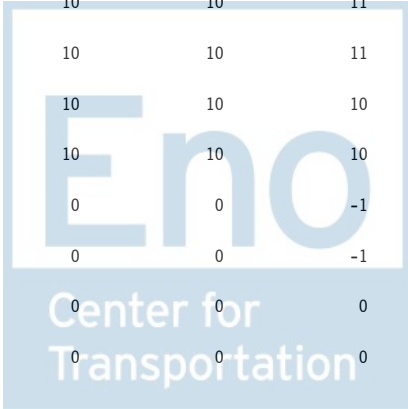
Sorted by FUNC, SFUN, TID, SUB
 (amounts in millions)

		2015	2016	2017	2018	2019	2020	2021	2022	2023	2024	2025
HEALTH (550)												
Health care services (551)												
Legislative Branch												
Legislative Branch Boards and Commissions												
Medicaid and Chip Payment and Access Commission												
009 1801 0 1 551 AA01 LA LA 03 0												
Appropriation												
Pres 16	BA:	8	9	9	9	9	10	10	10	10	10	11
Reest	OP:	2	2									
	OT:	8	9	9	9	9	10	10	10	10	10	11
Mar 15	BA:	8	8	8	9	9	9	10	10	10	11	11
Base	OP:	2	2									
	OT:	8	8	8	9	9	9	10	10	10	11	11
Orig	BA:	8	9	9	9	9	10	10	10	10	10	11
Pres	OP:	1	1									
	OT:	8	9	9	9	9	9	10	10	10	10	11
Reest -	BA:	0	1	1	0	0	1	0	0	0	-1	0
Mar15	OP:	0	0									
	OT:	0	1	1	0	0	1	0	0	0	-1	0
Reest -	BA:	0	0	0	0	0	0	0	0	0	0	0
Orig	OP:	1	1									
	OT:	0	0	0	0	0	1	0	0	0	0	0



Sorted by FUNC, SFUN, TID, SUB
 (amounts in millions)

		2015	2016	2017	2018	2019	2020	2021	2022	2023	2024	2025
HEALTH (550)												
009 1801 0 1 551 BA01 30 78 10 N												
Federal Fund												
Pres 16	BA:	0	0	0	0	0	0	0	0	0	0	0
Reest	OP:	1	1									
	OT:	1	1	0	0	0	0	0	0	0	0	0
Mar 15	BA:	0	0	0	0	0	0	0	0	0	0	0
Base	OP:	1	1									
	OT:	1	1	0	0	0	0	0	0	0	0	0
Orig	BA:	0	0	0	0	0	0	0	0	0	0	0
Pres	OP:	0	0									
	OT:	0	0	0	0	0	0	0	0	0	0	0
Reest -	BA:	0	0	0	0	0	0	0	0	0	0	0
Mar15	OP:	0	0									
	OT:	0	0	0	0	0	0	0	0	0	0	0
Reest -	BA:	0	0	0	0	0	0	0	0	0	0	0
Orig	OP:	1	1									
	OT:	1	1	0	0	0	0	0	0	0	0	0
Account Total for Medicaid and Chip Payment and Access Commission												
Pres 16	BA:	8	9	9	9	9	10	10	10	10	10	11
Reest	OP:	3	3									
	OT:	9	10	9	9	9	10	10	10	10	10	11
Mar 15	BA:	8	8	8	9	9	9	10	10	10	11	11
Base	OP:	3	3									
	OT:	9	9	8	9	9	9	10	10	10	11	11
Orig	BA:	8	9	9	9	9	10	10	10	10	10	11
Pres	OP:	1	1									
	OT:	8	9	9	9	9	9	10	10	10	10	11
Reest -	BA:	0	1	1	0	0	1	0	0	0	-1	0
Mar15	OP:	0	0									
	OT:	0	1	1	0	0	1	0	0	0	-1	0
Reest -	BA:	0	0	0	0	0	0	0	0	0	0	0
Orig	OP:	2	2									
	OT:	1	1	0	0	0	1	0	0	0	0	0



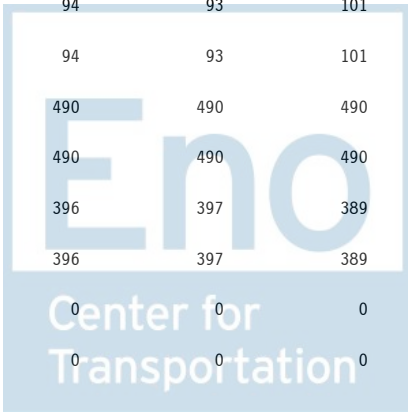
Sorted by FUNC, SFUN, TID, SUB
 (amounts in millions)

		2015	2016	2017	2018	2019	2020	2021	2022	2023	2024	2025
HEALTH (550)												
Department of the Interior												
Office of Surface Mining Reclamation and Enforcement												
Supplemental Payments to UMWA Plans												
014 1804 0 1 551 BA01 30 74 10 N												
Federal Fund												
Pres 16	BA:	142	136	114	93	91	91	93	94	93	101	103
Reest	OP:	0	0									
	OT:	142	136	114	93	91	91	93	94	93	101	103
Mar 15	BA:	142	136	114	93	91	91	93	94	93	101	103
Base	OP:	0	0									
	OT:	142	136	114	93	91	91	93	94	93	101	103
Orig	BA:	142	127	115	110	105	101	101	86	82	79	79
Pres	OP:	0	0									
	OT:	142	127	115	110	105	101	101	86	82	79	79
Reest -	BA:	0	0	0	0	0	0	0	0	0	0	0
Mar15	OP:	0	0									
	OT:	0	0	0	0	0	0	0	0	0	0	0
Reest -	BA:	0	9	-1	-17	-14	-10	-8	8	11	22	24
Orig	OP:	0	0									
	OT:	0	9	-1	-17	-14	-10	-8	8	11	22	24



Sorted by FUNC, SFUN, TID, SUB
 (amounts in millions)

		2015	2016	2017	2018	2019	2020	2021	2022	2023	2024	2025
HEALTH (550)												
014 1804 0 1 551 EA01 30 74 10												
Proposed Legislation												
Pres 16	BA:	0	354	376	397	399	399	397	396	397	389	387
Reest	OP:	0	0									
	OT:	0	354	376	397	399	399	397	396	397	389	387
Mar 15	BA:	0	0	0	0	0	0	0	0	0	0	0
Base	OP:	0	0									
	OT:	0	0	0	0	0	0	0	0	0	0	0
Orig	BA:	0	363	375	380	385	389	389	404	408	411	411
Pres	OP:	0	0									
	OT:	0	363	375	380	385	389	389	404	408	411	411
Reest -	BA:	0	354	376	397	399	399	397	396	397	389	387
Mar15	OP:	0	0									
	OT:	0	354	376	397	399	399	397	396	397	389	387
Reest -	BA:	0	-9	1	17	14	10	8	-8	-11	-22	-24
Orig	OP:	0	0									
	OT:	0	-9	1	17	14	10	8	-8	-11	-22	-24
Account Total for Supplemental Payments to UMWA Plans												
Pres 16	BA:	142	490	490	490	490	490	490	490	490	490	490
Reest	OP:	0	0									
	OT:	142	490	490	490	490	490	490	490	490	490	490
Mar 15	BA:	142	136	114	93	91	91	93	94	93	101	103
Base	OP:	0	0									
	OT:	142	136	114	93	91	91	93	94	93	101	103
Orig	BA:	142	490	490	490	490	490	490	490	490	490	490
Pres	OP:	0	0									
	OT:	142	490	490	490	490	490	490	490	490	490	490
Reest -	BA:	0	354	376	397	399	399	397	396	397	389	387
Mar15	OP:	0	0									
	OT:	0	354	376	397	399	399	397	396	397	389	387
Reest -	BA:	0	0	0	0	0	0	0	0	0	0	0
Orig	OP:	0	0									
	OT:	0	0	0	0	0	0	0	0	0	0	0



Sorted by FUNC, SFUN, TID, SUB
 (amounts in millions)

		2015	2016	2017	2018	2019	2020	2021	2022	2023	2024	2025
HEALTH (550)												
Abandoned mine reclamation fund												
014 5015 0 2 551 BA01 30 74 10 N												
Federal Fund												
Pres 16	BA:	32	45	65	85	86	85	85	84	84	76	71
Reest	OP:	0	0									
	OT:	32	45	65	85	86	85	85	84	84	76	71
Mar 15	BA:	32	45	65	85	86	85	85	84	84	76	71
Base	OP:	0	0									
	OT:	32	45	65	85	86	85	85	84	84	76	71
Orig	BA:	32	51	47	45	42	40	38	36	35	33	33
Pres	OP:	0	0									
	OT:	32	51	47	45	42	40	38	36	35	33	33
Reest -	BA:	0	0	0	0	0	0	0	0	0	0	0
Mar15	OP:	0	0									
	OT:	0	0	0	0	0	0	0	0	0	0	0
Reest -	BA:	0	-6	18	40	44	45	47	48	49	43	38
Orig	OP:	0	0									
	OT:	0	-6	18	40	44	45	47	48	49	43	38



Sorted by FUNC, SFUN, TID, SUB
 (amounts in millions)

		2015	2016	2017	2018	2019	2020	2021	2022	2023	2024	2025
HEALTH (550)												
Department of the Treasury												
Internal Revenue Service												
Payment Where Health Coverage Tax Credit Exceeds Liability for T												
020 0923 0 1 551 BA01 58 78 10 JCT												
Federal Fund												
Pres 16	BA:	0	0	0	0	0	0	0	0	0	0	0
Reest	OP:	0	0									
	OT:	0	0	0	0	0	0	0	0	0	0	0
Mar 15	BA:	0	0	0	0	0	0	0	0	0	0	0
Base	OP:	0	0									
	OT:	0	0	0	0	0	0	0	0	0	0	0
Orig	BA:	1	1	0	0	0	0	0	0	0	0	0
Pres	OP:	0	0									
	OT:	1	1	0	0	0	0	0	0	0	0	0
Reest -	BA:	0	0	0	0	0	0	0	0	0	0	0
Mar15	OP:	0	0									
	OT:	0	0	0	0	0	0	0	0	0	0	0
Reest -	BA:	-1	-1	0	0	0	0	0	0	0	0	0
Orig	OP:	0	0									
	OT:	-1	-1	0	0	0	0	0	0	0	0	0



Sorted by FUNC, SFUN, TID, SUB
 (amounts in millions)

		2015	2016	2017	2018	2019	2020	2021	2022	2023	2024	2025
HEALTH (550)												
Refundable Premium Tax Credit and Cost Sharing Reductions												
020 0949 0 1 551 BA01 58 78 10 N JCT												
Federal Fund												
Refundable Premium Assistance Tax Credit and Cost-Sharing Subsidies												
Pres 16	BA:	24,105	44,663	61,236	69,501	71,896	72,596	75,494	79,777	83,133	86,928	90,380
Reest	OP:	0	0									
	OT:	24,105	44,663	61,236	69,501	71,896	72,596	75,494	79,777	83,133	86,928	90,380
Mar 15	BA:	24,105	44,663	61,236	69,501	71,896	72,596	75,494	79,777	83,133	86,928	90,380
Base	OP:	0	0									
	OT:	24,105	44,663	61,236	69,501	71,896	72,596	75,494	79,777	83,133	86,928	90,380
Orig	BA:	28,564	45,379	59,400	81,449	94,698	100,935	106,223	112,398	117,842	122,947	128,354
Pres	OP:	0	0									
	OT:	28,564	45,379	59,400	81,449	94,698	100,935	106,223	112,398	117,842	122,947	128,354
Reest -	BA:	0	0	0	0	0	0	0	0	0	0	0
Mar15	OP:	0	0									
	OT:	0	0	0	0	0	0	0	0	0	0	0
Reest -	BA:	-4,459	-716	1,836	-11,948	-22,802	-28,339	-30,729	-32,621	-34,709	-36,019	-37,974
Orig	OP:	0	0									
	OT:	-4,459	-716	1,836	-11,948	-22,802	-28,339	-30,729	-32,621	-34,709	-36,019	-37,974



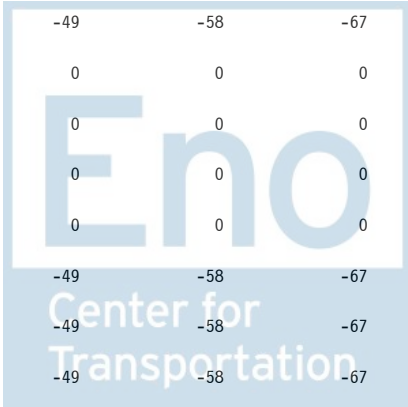
Sorted by FUNC, SFUN, TID, SUB
 (amounts in millions)

		2015	2016	2017	2018	2019	2020	2021	2022	2023	2024	2025
HEALTH (550)												
020 0949 0 1 551 EA01 58 78 10												
Proposed Legislation												
CHIP Extension												
Pres 16	BA:	0	-307	-1,558	-2,098	-2,349	-1,255	-281	0	0	0	0
Reest	OP:	0	0									
	OT:	0	-307	-1,558	-2,098	-2,349	-1,255	-281	0	0	0	0
Mar 15	BA:	0	0	0	0	0	0	0	0	0	0	0
Base	OP:	0	0									
	OT:	0	0	0	0	0	0	0	0	0	0	0
Orig	BA:	0	-597	-4,461	-6,006	-6,672	-2,779	-2,441	-2,569	-2,704	-2,934	-3,079
Pres	OP:	0	0									
	OT:	0	-597	-4,461	-6,006	-6,672	-2,779	-2,441	-2,569	-2,704	-2,934	-3,079
Reest -	BA:	0	-307	-1,558	-2,098	-2,349	-1,255	-281	0	0	0	0
Mar15	OP:	0	0									
	OT:	0	-307	-1,558	-2,098	-2,349	-1,255	-281	0	0	0	0
Reest -	BA:	0	290	2,903	3,908	4,323	1,524	2,160	2,569	2,704	2,934	3,079
Orig	OP:	0	0									
	OT:	0	290	2,903	3,908	4,323	1,524	2,160	2,569	2,704	2,934	3,079
020 0949 0 1 551 EA02 58 78 10												
Proposed Legislation												
12 Month Continuous Eligibility for Medicaid												
Pres 16	BA:	0	0	-486	-1,103	-1,530	-1,662	-1,770	-1,883	-1,998	-2,109	-2,244
Reest	OP:	0	0									
	OT:	0	0	-486	-1,103	-1,530	-1,662	-1,770	-1,883	-1,998	-2,109	-2,244
Mar 15	BA:	0	0	0	0	0	0	0	0	0	0	0
Base	OP:	0	0									
	OT:	0	0	0	0	0	0	0	0	0	0	0
Orig	BA:	0	0	0	0	0	0	0	0	0	0	0
Pres	OP:	0	0									
	OT:	0	0	0	0	0	0	0	0	0	0	0
Reest -	BA:	0	0	-486	-1,103	-1,530	-1,662	-1,770	-1,883	-1,998	-2,109	-2,244
Mar15	OP:	0	0									
	OT:	0	0	-486	-1,103	-1,530	-1,662	-1,770	-1,883	-1,998	-2,109	-2,244
Reest -	BA:	0	0	-486	-1,103	-1,530	-1,662	-1,770	-1,883	-1,998	-2,109	-2,244
Orig	OP:	0	0									
	OT:	0	0	-486	-1,103	-1,530	-1,662	-1,770	-1,883	-1,998	-2,109	-2,244



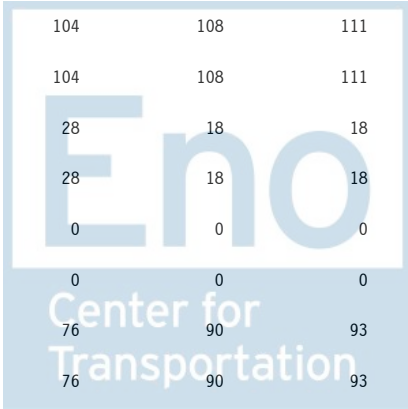
Sorted by FUNC, SFUN, TID, SUB
 (amounts in millions)

		2015	2016	2017	2018	2019	2020	2021	2022	2023	2024	2025
HEALTH (550)												
020 0949 0 1 551 EA03 58 78 10												
Proposed Legislation												
Extend Transitional Medical Assistance - Interaction												
Pres 16	BA:	0	126	437	650	802	991	972	979	1,032	1,090	1,145
Reest	OP:	0	0									
	OT:	0	126	437	650	802	991	972	979	1,032	1,090	1,145
Mar 15	BA:	0	0	0	0	0	0	0	0	0	0	0
Base	OP:	0	0									
	OT:	0	0	0	0	0	0	0	0	0	0	0
Orig	BA:	0	0	0	0	0	0	0	0	0	0	0
Pres	OP:	0	0									
	OT:	0	0	0	0	0	0	0	0	0	0	0
Reest -	BA:	0	126	437	650	802	991	972	979	1,032	1,090	1,145
Mar15	OP:	0	0									
	OT:	0	126	437	650	802	991	972	979	1,032	1,090	1,145
Reest -	BA:	0	126	437	650	802	991	972	979	1,032	1,090	1,145
Orig	OP:	0	0									
	OT:	0	126	437	650	802	991	972	979	1,032	1,090	1,145
020 0949 0 1 551 EA04 58 78 10												
Proposed Legislation												
Tobacco Tax Interaction												
Pres 16	BA:	0	-5	-17	-24	-29	-34	-41	-49	-58	-67	-78
Reest	OP:	0	0									
	OT:	0	-5	-17	-24	-29	-34	-41	-49	-58	-67	-78
Mar 15	BA:	0	0	0	0	0	0	0	0	0	0	0
Base	OP:	0	0									
	OT:	0	0	0	0	0	0	0	0	0	0	0
Orig	BA:	0	0	0	0	0	0	0	0	0	0	0
Pres	OP:	0	0									
	OT:	0	0	0	0	0	0	0	0	0	0	0
Reest -	BA:	0	-5	-17	-24	-29	-34	-41	-49	-58	-67	-78
Mar15	OP:	0	0									
	OT:	0	-5	-17	-24	-29	-34	-41	-49	-58	-67	-78
Reest -	BA:	0	-5	-17	-24	-29	-34	-41	-49	-58	-67	-78
Orig	OP:	0	0									
	OT:	0	-5	-17	-24	-29	-34	-41	-49	-58	-67	-78



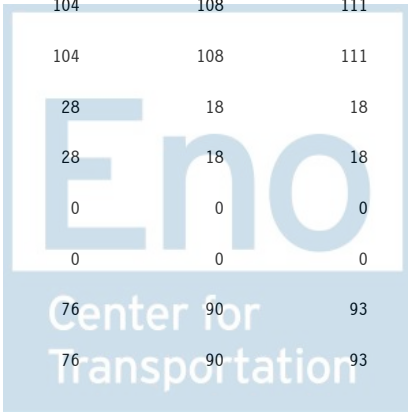
Sorted by FUNC, SFUN, TID, SUB
 (amounts in millions)

		2015	2016	2017	2018	2019	2020	2021	2022	2023	2024	2025
HEALTH (550)												
Account Total for Refundable Premium Tax Credit and Cost Sharing Reductions												
Pres 16	BA:	24,105	44,477	59,612	66,926	68,790	70,636	74,374	78,824	82,109	85,842	89,203
Reest	OP:	0	0									
	OT:	24,105	44,477	59,612	66,926	68,790	70,636	74,374	78,824	82,109	85,842	89,203
Mar 15	BA:	24,105	44,663	61,236	69,501	71,896	72,596	75,494	79,777	83,133	86,928	90,380
Base	OP:	0	0									
	OT:	24,105	44,663	61,236	69,501	71,896	72,596	75,494	79,777	83,133	86,928	90,380
Orig	BA:	28,564	44,782	54,939	75,443	88,026	98,156	103,782	109,829	115,138	120,013	125,275
Pres	OP:	0	0									
	OT:	28,564	44,782	54,939	75,443	88,026	98,156	103,782	109,829	115,138	120,013	125,275
Reest -	BA:	0	-186	-1,624	-2,575	-3,106	-1,960	-1,120	-953	-1,024	-1,086	-1,177
Mar15	OP:	0	0									
	OT:	0	-186	-1,624	-2,575	-3,106	-1,960	-1,120	-953	-1,024	-1,086	-1,177
Reest -	BA:	-4,459	-305	4,673	-8,517	-19,236	-27,520	-29,408	-31,005	-33,029	-34,171	-36,072
Orig	OP:	0	0									
	OT:	-4,459	-305	4,673	-8,517	-19,236	-27,520	-29,408	-31,005	-33,029	-34,171	-36,072
Payment Where Small Business Health Insurance Tax Credit Exceeds												
020 0951 0 1 551 BA01 58 78 10 N JCT												
Federal Fund												
Pres 16	BA:	120	94	64	78	88	93	97	104	108	111	116
Reest	OP:	0	0									
	OT:	120	94	64	78	88	93	97	104	108	111	116
Mar 15	BA:	120	94	64	78	88	93	97	104	108	111	116
Base	OP:	0	0									
	OT:	120	94	64	78	88	93	97	104	108	111	116
Orig	BA:	66	71	69	62	50	44	27	28	18	18	6
Pres	OP:	0	0									
	OT:	66	71	69	62	50	44	27	28	18	18	6
Reest -	BA:	0	0	0	0	0	0	0	0	0	0	0
Mar15	OP:	0	0									
	OT:	0	0	0	0	0	0	0	0	0	0	0
Reest -	BA:	54	23	-5	16	38	49	70	76	90	93	110
Orig	OP:	0	0									
	OT:	54	23	-5	16	38	49	70	76	90	93	110



Sorted by FUNC, SFUN, TID, SUB
 (amounts in millions)

		2015	2016	2017	2018	2019	2020	2021	2022	2023	2024	2025
HEALTH (550)												
020 0951 0 1 551 BS01 58 78 10 N												
Sequester												
Pres 16	BA:	-9	0	0	0	0	0	0	0	0	0	0
Reest	OP:	0	0									
	OT:	-9	0	0	0	0	0	0	0	0	0	0
Mar 15	BA:	-9	-6	0	0	0	0	0	0	0	0	0
Base	OP:	0	0									
	OT:	-9	-6	0	0	0	0	0	0	0	0	0
Orig	BA:	0	0	0	0	0	0	0	0	0	0	0
Pres	OP:	0	0									
	OT:	0	0	0	0	0	0	0	0	0	0	0
Reest -	BA:	0	6	0	0	0	0	0	0	0	0	0
Mar15	OP:	0	0									
	OT:	0	6	0	0	0	0	0	0	0	0	0
Reest -	BA:	-9	0	0	0	0	0	0	0	0	0	0
Orig	OP:	0	0									
	OT:	-9	0	0	0	0	0	0	0	0	0	0
Account Total for Payment Where Small Business Health Insurance Tax Credit Exceeds												
Pres 16	BA:	111	94	64	78	88	93	97	104	108	111	116
Reest	OP:	0	0									
	OT:	111	94	64	78	88	93	97	104	108	111	116
Mar 15	BA:	111	88	64	78	88	93	97	104	108	111	116
Base	OP:	0	0									
	OT:	111	88	64	78	88	93	97	104	108	111	116
Orig	BA:	66	71	69	62	50	44	27	28	18	18	6
Pres	OP:	0	0						28	18	18	6
	OT:	66	71	69	62	50	44	27	0	0	0	0
Reest -	BA:	0	6	0	0	0	0	0	0	0	0	0
Mar15	OP:	0	0						0	0	0	0
	OT:	0	6	0	0	0	0	0	0	0	0	0
Reest -	BA:	45	23	-5	16	38	49	70	76	90	93	110
Orig	OP:	0	0						76	90	93	110
	OT:	45	23	-5	16	38	49	70	76	90	93	110



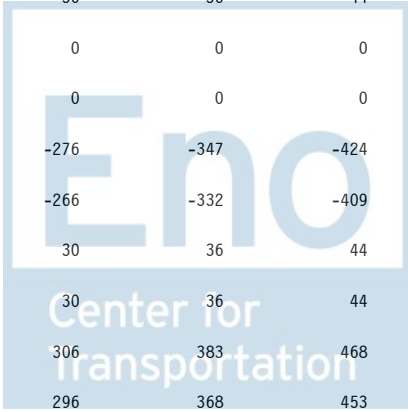
Sorted by FUNC, SFUN, TID, SUB
 (amounts in millions)

		2015	2016	2017	2018	2019	2020	2021	2022	2023	2024	2025
HEALTH (550)												
Office of Personnel Management												
Office of Personnel Management												
Government payment for annuitants, employees health benefits												
024 0206 0 1 551 AA01 FS FS 10 N												
Appropriation												
Pres 16	BA:	11,746	11,964	12,409	13,008	13,701	14,506	15,398	16,349	17,361	18,470	19,659
Reest	OP:	0	0									
	OT:	11,746	11,964	12,409	13,008	13,701	14,506	15,398	16,349	17,361	18,470	19,659
Mar 15	BA:	11,746	11,964	12,409	13,008	13,701	14,506	15,398	16,349	17,361	18,470	19,659
Base	OP:	0	0									
	OT:	11,746	11,964	12,409	13,008	13,701	14,506	15,398	16,349	17,361	18,470	19,659
Orig	BA:	11,958	12,659	13,389	14,229	15,141	16,116	17,108	18,127	19,198	20,392	20,738
Pres	OP:	1,149	1,007									
	OT:	12,046	12,559	13,389	14,229	14,980	16,116	17,108	18,127	19,198	20,392	20,738
Reest -	BA:	0	0	0	0	0	0	0	0	0	0	0
Mar15	OP:	0	0									
	OT:	0	0	0	0	0	0	0	0	0	0	0
Reest -	BA:	-212	-695	-980	-1,221	-1,440	-1,610	-1,710	-1,778	-1,837	-1,922	-1,079
Orig	OP:	-1,149	-1,007									
	OT:	-300	-595	-980	-1,221	-1,279	-1,610	-1,710	-1,778	-1,837	-1,922	-1,079



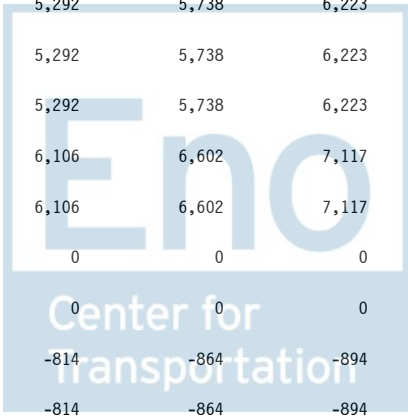
Sorted by FUNC, SFUN, TID, SUB
 (amounts in millions)

		2015	2016	2017	2018	2019	2020	2021	2022	2023	2024	2025
HEALTH (550)												
024 0206 0 1 551 AA03 FS FS 10 N STIM09												
Appropriation												
HIT - stimulus 09												
Pres 16	BA:	-56	-56	-55	-54	-51	-51	-49	-47	-45	-42	-40
Reest	OP:	0	0									
	OT:	-56	-56	-55	-54	-51	-51	-49	-47	-45	-42	-40
Mar 15	BA:	-56	-56	-55	-54	-51	-51	-49	-47	-45	-42	-40
Base	OP:	0	0									
	OT:	-56	-56	-55	-54	-51	-51	-49	-47	-45	-42	-40
Orig	BA:	0	0	0	0	0	0	0	0	0	0	0
Pres	OP:	0	0									
	OT:	0	0	0	0	0	0	0	0	0	0	0
Reest -	BA:	0	0	0	0	0	0	0	0	0	0	0
Mar15	OP:	0	0									
	OT:	0	0	0	0	0	0	0	0	0	0	0
Reest -	BA:	-56	-56	-55	-54	-51	-51	-49	-47	-45	-42	-40
Orig	OP:	0	0									
	OT:	-56	-56	-55	-54	-51	-51	-49	-47	-45	-42	-40
024 0206 0 1 551 EA01 32 82 10												
Proposed Legislation												
Pres 16	BA:	0	2	7	10	14	18	23	30	36	44	52
Reest	OP:	0	0									
	OT:	0	2	7	10	14	18	23	30	36	44	52
Mar 15	BA:	0	0	0	0	0	0	0	0	0	0	0
Base	OP:	0	0									
	OT:	0	0	0	0	0	0	0	0	0	0	0
Orig	BA:	0	0	-78	-128	-152	-188	-225	-276	-347	-424	-512
Pres	OP:	0	0									
	OT:	0	0	-69	-125	-149	-183	-221	-266	-332	-409	-503
Reest -	BA:	0	2	7	10	14	18	23	30	36	44	52
Mar15	OP:	0	0									
	OT:	0	2	7	10	14	18	23	30	36	44	52
Reest -	BA:	0	2	85	138	166	206	248	306	383	468	564
Orig	OP:	0	0									
	OT:	0	2	76	135	163	201	244	296	368	453	555




Sorted by FUNC, SFUN, TID, SUB
 (amounts in millions)

		2015	2016	2017	2018	2019	2020	2021	2022	2023	2024	2025
HEALTH (550)												
Account Total for Government payment for annuitants, employees health benefits												
Pres 16	BA:	11,690	11,910	12,361	12,964	13,664	14,473	15,372	16,332	17,352	18,472	19,671
Reest	OP:	0	0									
	OT:	11,690	11,910	12,361	12,964	13,664	14,473	15,372	16,332	17,352	18,472	19,671
Mar 15	BA:	11,690	11,908	12,354	12,954	13,650	14,455	15,349	16,302	17,316	18,428	19,619
Base	OP:	0	0									
	OT:	11,690	11,908	12,354	12,954	13,650	14,455	15,349	16,302	17,316	18,428	19,619
Orig	BA:	11,958	12,659	13,311	14,101	14,989	15,928	16,883	17,851	18,851	19,968	20,226
Pres	OP:	1,149	1,007									
	OT:	12,046	12,559	13,320	14,104	14,831	15,933	16,887	17,861	18,866	19,983	20,235
Reest -	BA:	0	2	7	10	14	18	23	30	36	44	52
Mar15	OP:	0	0									
	OT:	0	2	7	10	14	18	23	30	36	44	52
Reest -	BA:	-268	-749	-950	-1,137	-1,325	-1,455	-1,511	-1,519	-1,499	-1,496	-555
Orig	OP:	-1,149	-1,007									
	OT:	-356	-649	-959	-1,140	-1,167	-1,460	-1,515	-1,529	-1,514	-1,511	-564
Postal Service retiree health benefits fund												
024 5391 0 2 551 BA01 32 82 10 N												
Federal Fund												
PSRHBFB Payments to FEHB												
Pres 16	BA:	0	0	3,602	3,863	4,160	4,500	4,879	5,292	5,738	6,223	6,748
Reest	OP:	0	0									
	OT:	0	0	3,602	3,863	4,160	4,500	4,879	5,292	5,738	6,223	6,748
Mar 15	BA:	0	0	3,602	3,863	4,160	4,500	4,879	5,292	5,738	6,223	6,748
Base	OP:	0	0									
	OT:	0	0	3,602	3,863	4,160	4,500	4,879	5,292	5,738	6,223	6,748
Orig	BA:	0	0	3,941	4,279	4,636	5,021	5,481	6,106	6,602	7,117	7,257
Pres	OP:	0	0									
	OT:	0	0	3,941	4,279	4,636	5,021	5,481	6,106	6,602	7,117	7,257
Reest -	BA:	0	0	0	0	0	0	0	0	0	0	0
Mar15	OP:	0	0									
	OT:	0	0	0	0	0	0	0	0	0	0	0
Reest -	BA:	0	0	-339	-416	-476	-521	-602	-814	-864	-894	-509
Orig	OP:	0	0									
	OT:	0	0	-339	-416	-476	-521	-602	-814	-864	-894	-509



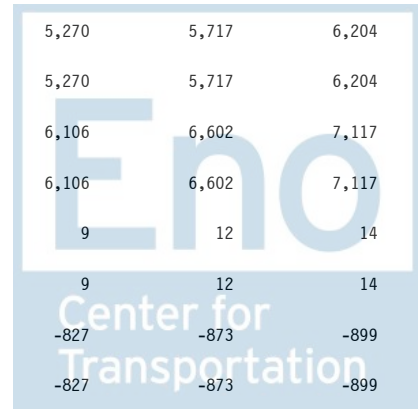
Sorted by FUNC, SFUN, TID, SUB
 (amounts in millions)

		2015	2016	2017	2018	2019	2020	2021	2022	2023	2024	2025
HEALTH (550)												
024 5391 0 2 551 BA02 32 82 10 N STIM09												
Federal Fund												
HIT Stimulus												
Pres 16	BA:	0	0	-26	-26	-24	-24	-23	-22	-21	-19	-18
Reest	OP:	0	0									
	OT:	0	0	-26	-26	-24	-24	-23	-22	-21	-19	-18
Mar 15	BA:	0	0	-26	-26	-24	-24	-23	-22	-21	-19	-18
Base	OP:	0	0									
	OT:	0	0	-26	-26	-24	-24	-23	-22	-21	-19	-18
Orig	BA:	0	0	0	0	0	0	0	0	0	0	0
Pres	OP:	0	0									
	OT:	0	0	0	0	0	0	0	0	0	0	0
Reest -	BA:	0	0	0	0	0	0	0	0	0	0	0
Mar15	OP:	0	0									
	OT:	0	0	0	0	0	0	0	0	0	0	0
Reest -	BA:	0	0	-26	-26	-24	-24	-23	-22	-21	-19	-18
Orig	OP:	0	0									
	OT:	0	0	-26	-26	-24	-24	-23	-22	-21	-19	-18
024 5391 0 2 551 EA01 32 82 10												
Proposed Legislation												
Pres 16	BA:	0	3,358	0	0	0	0	0	0	0	0	0
Reest	OP:	0	0									
	OT:	0	3,358	0	0	0	0	0	0	0	0	0
Mar 15	BA:	0	0	0	0	0	0	0	0	0	0	0
Base	OP:	0	0									
	OT:	0	0	0	0	0	0	0	0	0	0	0
Orig	BA:	3,146	3,336	0	0	0	0	0	0	0	0	0
Pres	OP:	0	0									
	OT:	3,146	3,336	0	0	0	0	0	0	0	0	0
Reest -	BA:	0	3,358	0	0	0	0	0	0	0	0	0
Mar15	OP:	0	0									
	OT:	0	3,358	0	0	0	0	0	0	0	0	0
Reest -	BA:	-3,146	22	0	0	0	0	0	0	0	0	0
Orig	OP:	0	0									
	OT:	-3,146	22	0	0	0	0	0	0	0	0	0




Sorted by FUNC, SFUN, TID, SUB
 (amounts in millions)

		2015	2016	2017	2018	2019	2020	2021	2022	2023	2024	2025
HEALTH (550)												
024 5391 0 2 551 EA02 32 82 10												
Proposed Legislation												
Policy Effects on PSRHBF Payments for Premiums												
Pres 16	BA:	0	1	2	3	4	6	7	9	12	14	17
Reest	OP:	0	0									
	OT:	0	1	2	3	4	6	7	9	12	14	17
Mar 15	BA:	0	0	0	0	0	0	0	0	0	0	0
Base	OP:	0	0									
	OT:	0	0	0	0	0	0	0	0	0	0	0
Orig	BA:	0	0	0	0	0	0	0	0	0	0	0
Pres	OP:	0	0									
	OT:	0	0	0	0	0	0	0	0	0	0	0
Reest -	BA:	0	1	2	3	4	6	7	9	12	14	17
Mar15	OP:	0	0									
	OT:	0	1	2	3	4	6	7	9	12	14	17
Reest -	BA:	0	1	2	3	4	6	7	9	12	14	17
Orig	OP:	0	0									
	OT:	0	1	2	3	4	6	7	9	12	14	17
Account Total for Postal Service retiree health benefits fund												
Pres 16	BA:	0	3,359	3,578	3,840	4,140	4,482	4,863	5,279	5,729	6,218	6,747
Reest	OP:	0	0									
	OT:	0	3,359	3,578	3,840	4,140	4,482	4,863	5,279	5,729	6,218	6,747
Mar 15	BA:	0	0	3,576	3,837	4,136	4,476	4,856	5,270	5,717	6,204	6,730
Base	OP:	0	0									
	OT:	0	0	3,576	3,837	4,136	4,476	4,856	5,270	5,717	6,204	6,730
Orig	BA:	3,146	3,336	3,941	4,279	4,636	5,021	5,481	6,106	6,602	7,117	7,257
Pres	OP:	0	0									
	OT:	3,146	3,336	3,941	4,279	4,636	5,021	5,481	6,106	6,602	7,117	7,257
Reest -	BA:	0	3,359	2	3	4	6	7	9	12	14	17
Mar15	OP:	0	0									
	OT:	0	3,359	2	3	4	6	7	9	12	14	17
Reest -	BA:	-3,146	23	-363	-439	-496	-539	-618	-827	-873	-899	-510
Orig	OP:	0	0									
	OT:	-3,146	23	-363	-439	-496	-539	-618	-827	-873	-899	-510



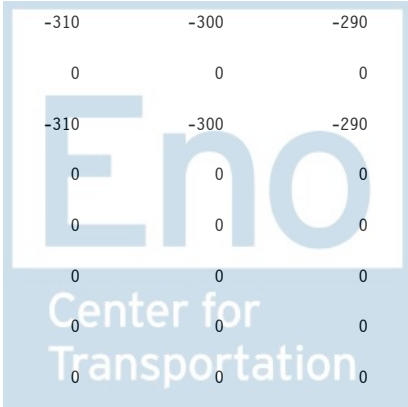
Sorted by FUNC, SFUN, TID, SUB
 (amounts in millions)

		2015	2016	2017	2018	2019	2020	2021	2022	2023	2024	2025
HEALTH (550)												
Employees and retired employees health benefits funds												
024 9981 0 8 551 AA02 FS FS 03 0												
Appropriation												
Pres 16	BA:	41	49	50	51	52	52	53	54	55	57	57
Reest	OP:	0	0									
	OT:	41	49	50	51	52	52	53	54	55	57	57
Mar 15	BA:	41	42	42	43	44	45	46	47	48	49	50
Base	OP:	0	0									
	OT:	41	42	42	43	44	45	46	47	48	49	50
Orig	BA:	41	49	50	51	52	52	53	54	55	57	57
Pres	OP:	0	0									
	OT:	41	49	50	51	52	52	53	54	55	57	57
Reest -	BA:	0	7	8	8	8	7	7	7	7	8	7
Mar15	OP:	0	0									
	OT:	0	7	8	8	8	7	7	7	7	8	7
Reest -	BA:	0	0	0	0	0	0	0	0	0	0	0
Orig	OP:	0	0									
	OT:	0	0	0	0	0	0	0	0	0	0	0
024 9981 0 8 551 AA06 CJ CJ 03 CH												
Appropriation												
PT0, pre-funding												
Pres 16	BA:	0	-55	0	0	0	0	0	0	0	0	0
Reest	OP:	0	0									
	OT:	0	-55	0	0	0	0	0	0	0	0	0
Mar 15	BA:	0	0	0	0	0	0	0	0	0	0	0
Base	OP:	0	0									
	OT:	0	0	0	0	0	0	0	0	0	0	0
Orig	BA:	0	0	0	0	0	0	0	0	0	0	0
Pres	OP:	0	0									
	OT:	0	0	0	0	0	0	0	0	0	0	0
Reest -	BA:	0	-55	0	0	0	0	0	0	0	0	0
Mar15	OP:	0	0									
	OT:	0	-55	0	0	0	0	0	0	0	0	0
Reest -	BA:	0	-55	0	0	0	0	0	0	0	0	0
Orig	OP:	0	0									
	OT:	0	-55	0	0	0	0	0	0	0	0	0




Sorted by FUNC, SFUN, TID, SUB
 (amounts in millions)

		2015	2016	2017	2018	2019	2020	2021	2022	2023	2024	2025
HEALTH (550)												
024 9981 0 8 551 BC01 32 82 10 N												
Trust Revolving Fund												
REVOLVING FUND OUTLAYS												
Pres 16	BA:	0	0	0	0	0	0	0	0	0	0	0
Reest	OP:	0	0									
	OT:	455	826	962	821	945	1,077	1,113	1,118	1,189	1,271	1,362
Mar 15	BA:	0	0	0	0	0	0	0	0	0	0	0
Base	OP:	0	0									
	OT:	455	826	962	821	945	1,077	1,113	1,118	1,189	1,271	1,362
Orig	BA:	-41	-48	-51	-51	-51	-53	-55	-56	-57	-59	-57
Pres	OP:	4,857	4,836									
	OT:	-678	-1,173	-1,398	-1,641	-1,319	-1,348	-1,386	-1,188	-1,229	-952	-594
Reest -	BA:	0	0	0	0	0	0	0	0	0	0	0
Mar15	OP:	0	0									
	OT:	0	0	0	0	0	0	0	0	0	0	0
Reest -	BA:	41	48	51	51	51	53	55	56	57	59	57
Orig	OP:	-4,857	-4,836									
	OT:	1,133	1,999	2,360	2,462	2,264	2,425	2,499	2,306	2,418	2,223	1,956
024 9981 0 8 551 BC02 32 82 10 N WI1												
Trust Revolving Fund												
INTEREST												
Pres 16	BA:	0	0	0	0	0	0	0	0	0	0	0
Reest	OP:	0	0									
	OT:	-370	-370	-360	-360	-350	-340	-330	-310	-300	-290	-270
Mar 15	BA:	0	0	0	0	0	0	0	0	0	0	0
Base	OP:	0	0									
	OT:	-370	-370	-360	-360	-350	-340	-330	-310	-300	-290	-270
Orig	BA:	0	0	0	0	0	0	0	0	0	0	0
Pres	OP:	0	0									
	OT:	0	0	0	0	0	0	0	0	0	0	0
Reest -	BA:	0	0	0	0	0	0	0	0	0	0	0
Mar15	OP:	0	0									
	OT:	0	0	0	0	0	0	0	0	0	0	0
Reest -	BA:	0	0	0	0	0	0	0	0	0	0	0
Orig	OP:	0	0									
	OT:	-370	-370	-360	-360	-350	-340	-330	-310	-300	-290	-270



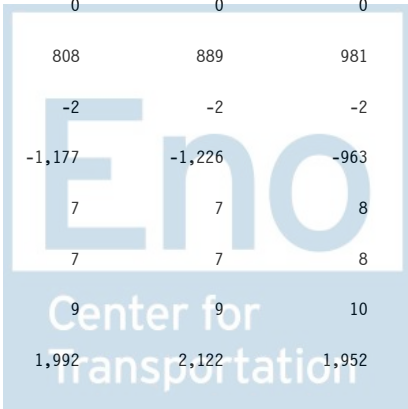
Sorted by FUNC, SFUN, TID, SUB
 (amounts in millions)

		2015	2016	2017	2018	2019	2020	2021	2022	2023	2024	2025
HEALTH (550)												
024 9981 0 8 551 BC03 32 82 10 0												
Trust Revolving Fund												
Pres 16	BA:	-41	-42	-42	-43	-44	-45	-46	-47	-48	-49	-50
Reest	OP:	0	0									
	OT:	-41	-42	-42	-43	-44	-45	-46	-47	-48	-49	-50
Mar 15	BA:	-41	-42	-42	-43	-44	-45	-46	-47	-48	-49	-50
Base	OP:	0	0									
	OT:	-41	-42	-42	-43	-44	-45	-46	-47	-48	-49	-50
Orig	BA:	0	0	0	0	0	0	0	0	0	0	0
Pres	OP:	0	0									
	OT:	0	0	0	0	0	0	0	0	0	0	0
Reest -	BA:	0	0	0	0	0	0	0	0	0	0	0
Mar15	OP:	0	0									
	OT:	0	0	0	0	0	0	0	0	0	0	0
Reest -	BA:	-41	-42	-42	-43	-44	-45	-46	-47	-48	-49	-50
Orig	OP:	0	0									
	OT:	-41	-42	-42	-43	-44	-45	-46	-47	-48	-49	-50
024 9981 0 8 551 BS01 32 82 10 A												
Sequester												
Pres 16	BA:	-1	0	0	0	0	0	0	0	0	0	0
Reest	OP:	0	0									
	OT:	0	0	0	0	0	0	0	0	0	0	0
Mar 15	BA:	-1	0	0	0	0	0	0	0	0	0	0
Base	OP:	0	0									
	OT:	0	0	0	0	0	0	0	0	0	0	0
Orig	BA:	0	0	0	0	0	0	0	0	0	0	0
Pres	OP:	0	0									
	OT:	0	0	0	0	0	0	0	0	0	0	0
Reest -	BA:	0	0	0	0	0	0	0	0	0	0	0
Mar15	OP:	0	0									
	OT:	0	0	0	0	0	0	0	0	0	0	0
Reest -	BA:	-1	0	0	0	0	0	0	0	0	0	0
Orig	OP:	0	0									
	OT:	0	0	0	0	0	0	0	0	0	0	0



Sorted by FUNC, SFUN, TID, SUB
 (amounts in millions)

		2015	2016	2017	2018	2019	2020	2021	2022	2023	2024	2025
HEALTH (550)												
024 9981 0 8 551 EA01 32 82 10												
Proposed Legislation												
Pres 16	BA:	0	0	0	0	0	0	0	0	0	0	0
Reest	OP:	0	0									
	OT:	0	0	0	0	0	0	0	0	0	0	0
Mar 15	BA:	0	0	0	0	0	0	0	0	0	0	0
Base	OP:	0	0									
	OT:	0	0	0	0	0	0	0	0	0	0	0
Orig	BA:	0	0	0	0	0	0	0	0	0	0	0
Pres	OP:	0	0									
	OT:	0	0	5	-8	-20	-25	-35	-43	-52	-68	-85
Reest -	BA:	0	0	0	0	0	0	0	0	0	0	0
Mar15	OP:	0	0									
	OT:	0	0	0	0	0	0	0	0	0	0	0
Reest -	BA:	0	0	0	0	0	0	0	0	0	0	0
Orig	OP:	0	0									
	OT:	0	0	-5	8	20	25	35	43	52	68	85
Account Total for Employees and retired employees health benefits funds												
Pres 16	BA:	-1	-48	8	8	8	7	7	7	7	8	7
Reest	OP:	0	0									
	OT:	85	408	610	469	603	744	790	815	896	989	1,099
Mar 15	BA:	-1	0	0	0	0	0	0	0	0	0	0
Base	OP:	0	0									
	OT:	85	456	602	461	595	737	783	808	889	981	1,092
Orig	BA:	0	1	-1	0	1	-1	-2	-2	-2	-2	0
Pres	OP:	4,857	4,836									
	OT:	-637	-1,124	-1,343	-1,598	-1,287	-1,321	-1,368	-1,177	-1,226	-963	-622
Reest -	BA:	0	-48	8	8	8	7	7	7	7	8	7
Mar15	OP:	0	0									
	OT:	0	-48	8	8	8	7	7	7	7	8	7
Reest -	BA:	-1	-49	9	8	7	8	9	9	9	10	7
Orig	OP:	-4,857	-4,836									
	OT:	722	1,532	1,953	2,067	1,890	2,065	2,158	1,992	2,122	1,952	1,721



Sorted by FUNC, SFUN, TID, SUB
 (amounts in millions)

		2015	2016	2017	2018	2019	2020	2021	2022	2023	2024	2025
HEALTH (550)												
Social Security Administration												
Social Security Administration												
Administrative Expenses, Children's Health Insurance Program												
028 0416 0 1 551 BA01 30 78 10												
Federal Fund												
Pres 16	BA:	0	0	0	0	0	0	0	0	0	0	0
Reest	OP:	0	0									
	OT:	0	0	0	0	0	0	0	0	0	0	0
Mar 15	BA:	0	0	0	0	0	0	0	0	0	0	0
Base	OP:	0	0									
	OT:	0	0	0	0	0	0	0	0	0	0	0
Orig	BA:	0	0	0	0	0	0	0	0	0	0	0
Pres	OP:	1	0									
	OT:	1	0	0	0	0	0	0	0	0	0	0
Reest -	BA:	0	0	0	0	0	0	0	0	0	0	0
Mar15	OP:	0	0									
	OT:	0	0	0	0	0	0	0	0	0	0	0
Reest -	BA:	0	0	0	0	0	0	0	0	0	0	0
Orig	OP:	-1	0									
	OT:	-1	0	0	0	0	0	0	0	0	0	0




Sorted by FUNC, SFUN, TID, SUB
 (amounts in millions)

		2015	2016	2017	2018	2019	2020	2021	2022	2023	2024	2025
HEALTH (550)												
Department of Homeland Security												
National Protection and Programs Directorate												
Biodefense Countermeasures												
070 0714 0 1 551 AA01 HS HS 03												
Appropriation												
Pres 16	BA:	0	0	0	0	0	0	0	0	0	0	0
Reest	OP:	0	0									
	OT:	0	0	0	0	0	0	0	0	0	0	0
Mar 15	BA:	0	0	0	0	0	0	0	0	0	0	0
Base	OP:	0	0									
	OT:	0	0	0	0	0	0	0	0	0	0	0
Orig	BA:	0	0	0	0	0	0	0	0	0	0	0
Pres	OP:	11	22									
	OT:	11	22	34	11	3	0	0	0	0	0	0
Reest -	BA:	0	0	0	0	0	0	0	0	0	0	0
Mar15	OP:	0	0									
	OT:	0	0	0	0	0	0	0	0	0	0	0
Reest -	BA:	0	0	0	0	0	0	0	0	0	0	0
Orig	OP:	-11	-22									
	OT:	-11	-22	-34	-11	-3	0	0	0	0	0	0



Sorted by FUNC, SFUN, TID, SUB
 (amounts in millions)

		2015	2016	2017	2018	2019	2020	2021	2022	2023	2024	2025
HEALTH (550)												
070 0714 0 1 551 AD01 HS HS 03 1												
Advance Appropriation												
Pres 16	BA:	0	0	0	0	0	0	0	0	0	0	0
Reest	OP:	20	25									
	OT:	20	25	25	5	5	0	0	0	0	0	0
Mar 15	BA:	0	0	0	0	0	0	0	0	0	0	0
Base	OP:	20	25									
	OT:	20	25	25	5	5	0	0	0	0	0	0
Orig	BA:	0	0	0	0	0	0	0	0	0	0	0
Pres	OP:	0	0									
	OT:	0	0	0	0	0	0	0	0	0	0	0
Reest -	BA:	0	0	0	0	0	0	0	0	0	0	0
Mar15	OP:	0	0									
	OT:	0	0	0	0	0	0	0	0	0	0	0
Reest -	BA:	0	0	0	0	0	0	0	0	0	0	0
Orig	OP:	20	25									
	OT:	20	25	25	5	5	0	0	0	0	0	0
Account Total for Biodefense Countermeasures												
Pres 16	BA:	0	0	0	0	0	0	0	0	0	0	0
Reest	OP:	20	25									
	OT:	20	25	25	5	5	0	0	0	0	0	0
Mar 15	BA:	0	0	0	0	0	0	0	0	0	0	0
Base	OP:	20	25									
	OT:	20	25	25	5	5	0	0	0	0	0	0
Orig	BA:	0	0	0	0	0	0	0	0	0	0	0
Pres	OP:	11	22									
	OT:	11	22	34	11	3	0	0	0	0	0	0
Reest -	BA:	0	0	0	0	0	0	0	0	0	0	0
Mar15	OP:	0	0									
	OT:	0	0	0	0	0	0	0	0	0	0	0
Reest -	BA:	0	0	0	0	0	0	0	0	0	0	0
Orig	OP:	9	3									
	OT:	9	3	-9	-6	2	0	0	0	0	0	0



Sorted by FUNC, SFUN, TID, SUB
 (amounts in millions)

		2015	2016	2017	2018	2019	2020	2021	2022	2023	2024	2025
HEALTH (550)												
Department of Health and Human Services												
Centers for Medicare and Medicaid Services												
Rate Review Grants												
075 0112 0 1 551 BA01 30 87 10 N												
Federal Fund												
Pres 16	BA:	0	0	0	0	0	0	0	0	0	0	0
Reest	OP:	38	43		0	0	0	0	0	0	0	0
	OT:	38	43	45	0	0	0	0	0	0	0	0
Mar 15	BA:	0	0	0	0	0	0	0	0	0	0	0
Base	OP:	38	43		0	0	0	0	0	0	0	0
	OT:	38	43	45	0	0	0	0	0	0	0	0
Orig	BA:	0	0	0	0	0	0	0	0	0	0	0
Pres	OP:	54	40		0	0	0	0	0	0	0	0
	OT:	54	40	9	0	0	0	0	0	0	0	0
Reest -	BA:	0	0	0	0	0	0	0	0	0	0	0
Mar15	OP:	0	0		0	0	0	0	0	0	0	0
	OT:	0	0	0	0	0	0	0	0	0	0	0
Reest -	BA:	0	0	0	0	0	0	0	0	0	0	0
Orig	OP:	-16	3		0	0	0	0	0	0	0	0
	OT:	-16	3	36	0	0	0	0	0	0	0	0



Sorted by FUNC, SFUN, TID, SUB
 (amounts in millions)

		2015	2016	2017	2018	2019	2020	2021	2022	2023	2024	2025
HEALTH (550)												
Pre-Existing Condition Insurance Plan Program												
075 0113 0 1 551 BA01 30 87 10 N												
Federal Fund												
Pres 16	BA:	0	0	0	0	0	0	0	0	0	0	0
Reest	OP:	30	0									
	OT:	30	0	0	0	0	0	0	0	0	0	0
Mar 15	BA:	0	0	0	0	0	0	0	0	0	0	0
Base	OP:	30	0									
	OT:	30	0	0	0	0	0	0	0	0	0	0
Orig	BA:	0	0	0	0	0	0	0	0	0	0	0
Pres	OP:	33	0									
	OT:	33	0	0	0	0	0	0	0	0	0	0
Reest -	BA:	0	0	0	0	0	0	0	0	0	0	0
Mar15	OP:	0	0									
	OT:	0	0	0	0	0	0	0	0	0	0	0
Reest -	BA:	0	0	0	0	0	0	0	0	0	0	0
Orig	OP:	-3	0									
	OT:	-3	0	0	0	0	0	0	0	0	0	0




Sorted by FUNC, SFUN, TID, SUB
 (amounts in millions)

		2015	2016	2017	2018	2019	2020	2021	2022	2023	2024	2025
HEALTH (550)												
Early Retiree Reinsurance Program												
075 0114 0 1 551 BA01 30 87 10 N												
Federal Fund												
Temporary Reinsurance Program												
Pres 16	BA:	0	0	0	0	0	0	0	0	0	0	0
Reest	OP:	15	13									
	OT:	15	13	0	0	0	0	0	0	0	0	0
Mar 15	BA:	0	0	0	0	0	0	0	0	0	0	0
Base	OP:	15	13									
	OT:	15	13	0	0	0	0	0	0	0	0	0
Orig	BA:	0	0	0	0	0	0	0	0	0	0	0
Pres	OP:	2	0									
	OT:	-10	0	0	0	0	0	0	0	0	0	0
Reest -	BA:	0	0	0	0	0	0	0	0	0	0	0
Mar15	OP:	0	0									
	OT:	0	0	0	0	0	0	0	0	0	0	0
Reest -	BA:	0	0	0	0	0	0	0	0	0	0	0
Orig	OP:	13	13									
	OT:	25	13	0	0	0	0	0	0	0	0	0



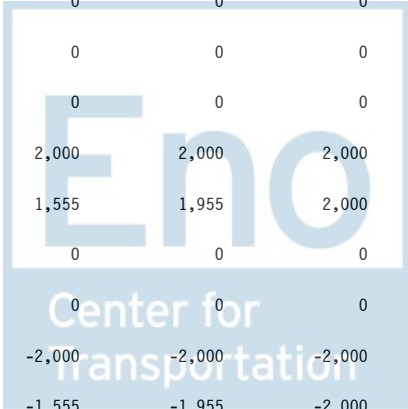
Sorted by FUNC, SFUN, TID, SUB
 (amounts in millions)

		2015	2016	2017	2018	2019	2020	2021	2022	2023	2024	2025
HEALTH (550)												
Affordable Insurance Exchange Grants												
075 0115 0 1 551 BA01 30 87 10 N												
Federal Fund												
American Health Benefit Exchange Program												
Pres 16	BA:	535	50	50	0	0	0	0	0	0	0	0
Reest	OP:	1,272	525									
	OT:	1,500	770	190	8	0	0	0	0	0	0	0
Mar 15	BA:	535	50	50	0	0	0	0	0	0	0	0
Base	OP:	1,272	525									
	OT:	1,500	770	190	8	0	0	0	0	0	0	0
Orig	BA:	496	51	51	0	0	0	0	0	0	0	0
Pres	OP:	2,144	329									
	OT:	2,144	380	51	0	0	0	0	0	0	0	0
Reest -	BA:	0	0	0	0	0	0	0	0	0	0	0
Mar15	OP:	0	0									
	OT:	0	0	0	0	0	0	0	0	0	0	0
Reest -	BA:	39	-1	-1	0	0	0	0	0	0	0	0
Orig	OP:	-872	196									
	OT:	-644	390	139	8	0	0	0	0	0	0	0
075 0115 0 1 551 BS01 30 87 10 A												
Sequester												
Pres 16	BA:	-39	0	0	0	0	0	0	0	0	0	0
Reest	OP:	-42	-29									
	OT:	-60	-29	-12	0	0	0	0	0	0	0	0
Mar 15	BA:	-39	-3	0	0	0	0	0	0	0	0	0
Base	OP:	-42	-29									
	OT:	-60	-30	-13	0	0	0	0	0	0	0	0
Orig	BA:	0	0	0	0	0	0	0	0	0	0	0
Pres	OP:	0	0									
	OT:	0	0	0	0	0	0	0	0	0	0	0
Reest -	BA:	0	3	0	0	0	0	0	0	0	0	0
Mar15	OP:	0	0									
	OT:	0	1	1	0	0	0	0	0	0	0	0
Reest -	BA:	-39	0	0	0	0	0	0	0	0	0	0
Orig	OP:	-42	-29									
	OT:	-60	-29	-12	0	0	0	0	0	0	0	0



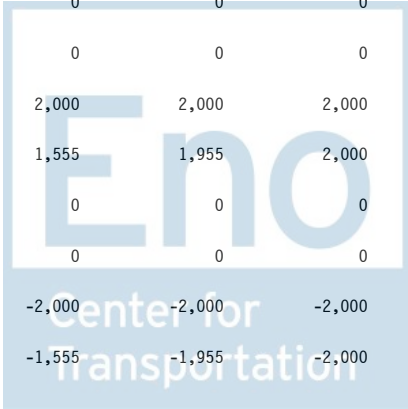
Sorted by FUNC, SFUN, TID, SUB
 (amounts in millions)

		2015	2016	2017	2018	2019	2020	2021	2022	2023	2024	2025
HEALTH (550)												
Account Total for Affordable Insurance Exchange Grants												
Pres 16	BA:	496	50	50	0	0	0	0	0	0	0	0
Reest	OP:	1,230	496		8	0	0	0	0	0	0	0
	OT:	1,440	741	178	8	0	0	0	0	0	0	0
Mar 15	BA:	496	47	50	0	0	0	0	0	0	0	0
Base	OP:	1,230	496		8	0	0	0	0	0	0	0
	OT:	1,440	740	177	8	0	0	0	0	0	0	0
Orig	BA:	496	51	51	0	0	0	0	0	0	0	0
Pres	OP:	2,144	329		0	0	0	0	0	0	0	0
	OT:	2,144	380	51	0	0	0	0	0	0	0	0
Reest -	BA:	0	3	0	0	0	0	0	0	0	0	0
Mar15	OP:	0	0		0	0	0	0	0	0	0	0
	OT:	0	1	1	0	0	0	0	0	0	0	0
Reest -	BA:	0	-1	-1	0	0	0	0	0	0	0	0
Orig	OP:	-914	167		0	0	0	0	0	0	0	0
	OT:	-704	361	127	8	0	0	0	0	0	0	0
Departmental Management												
Prevention and Public Health Fund												
075 0116 0 1 551 BA01 30 87 10 PPH												
Federal Fund												
Pres 16	BA:	0	0	0	0	0	0	0	0	0	0	0
Reest	OP:	0	0		0	0	0	0	0	0	0	0
	OT:	0	0	0	0	0	0	0	0	0	0	0
Mar 15	BA:	0	0	0	0	0	0	0	0	0	0	0
Base	OP:	0	0		0	0	0	0	0	0	0	0
	OT:	0	0	0	0	0	0	0	0	0	0	0
Orig	BA:	0	0	1,000	1,250	1,250	1,500	1,500	2,000	2,000	2,000	0
Pres	OP:	0	0		938	1,228	1,277	1,477	1,555	1,955	2,000	1,780
	OT:	0	0	110	938	1,228	1,277	1,477	1,555	1,955	2,000	1,780
Reest -	BA:	0	0	0	0	0	0	0	0	0	0	0
Mar15	OP:	0	0		0	0	0	0	0	0	0	0
	OT:	0	0	0	0	0	0	0	0	0	0	0
Reest -	BA:	0	0	-1,000	-1,250	-1,250	-1,500	-1,500	-2,000	-2,000	-2,000	0
Orig	OP:	0	0		-938	-1,228	-1,277	-1,477	-1,555	-1,955	-2,000	-1,780
	OT:	0	0	-110	-938	-1,228	-1,277	-1,477	-1,555	-1,955	-2,000	-1,780



Sorted by FUNC, SFUN, TID, SUB
 (amounts in millions)

		2015	2016	2017	2018	2019	2020	2021	2022	2023	2024	2025
HEALTH (550)												
075 0116 0 1 551 BS01 30 87 10 A												
Sequester												
Pres 16	BA:	-73	0	0	0	0	0	0	0	0	0	0
Reest	OP:	-24	-51									
	OT:	-35	-51	-37	-10	0	0	0	0	0	0	0
Mar 15	BA:	-73	-68	0	0	0	0	0	0	0	0	0
Base	OP:	-24	-51									
	OT:	-35	-62	-60	-35	-9	0	0	0	0	0	0
Orig	BA:	0	0	0	0	0	0	0	0	0	0	0
Pres	OP:	0	0									
	OT:	0	0	0	0	0	0	0	0	0	0	0
Reest -	BA:	0	68	0	0	0	0	0	0	0	0	0
Mar15	OP:	0	0									
	OT:	0	11	23	25	9	0	0	0	0	0	0
Reest -	BA:	-73	0	0	0	0	0	0	0	0	0	0
Orig	OP:	-24	-51									
	OT:	-35	-51	-37	-10	0	0	0	0	0	0	0
Account Total for Prevention and Public Health Fund												
Pres 16	BA:	-73	0	0	0	0	0	0	0	0	0	0
Reest	OP:	-24	-51									
	OT:	-35	-51	-37	-10	0	0	0	0	0	0	0
Mar 15	BA:	-73	-68	0	0	0	0	0	0	0	0	0
Base	OP:	-24	-51									
	OT:	-35	-62	-60	-35	-9	0	0	0	0	0	0
Orig	BA:	0	0	1,000	1,250	1,250	1,500	1,500	2,000	2,000	2,000	0
Pres	OP:	0	0									
	OT:	0	0	110	938	1,228	1,277	1,477	1,555	1,955	2,000	1,780
Reest -	BA:	0	68	0	0	0	0	0	0	0	0	0
Mar15	OP:	0	0									
	OT:	0	11	23	25	9	0	0	0	0	0	0
Reest -	BA:	-73	0	-1,000	-1,250	-1,250	-1,500	-1,500	-2,000	-2,000	-2,000	0
Orig	OP:	-24	-51									
	OT:	-35	-51	-147	-948	-1,228	-1,277	-1,477	-1,555	-1,955	-2,000	-1,780




Sorted by FUNC, SFUN, TID, SUB
 (amounts in millions)

		2015	2016	2017	2018	2019	2020	2021	2022	2023	2024	2025
HEALTH (550)												
Pregnancy Assistance Fund												
075 0117 0 1 551 BA01 30 87 10 N												
Federal Fund												
Pres 16	BA:	25	25	25	25	25	0	0	0	0	0	0
Reest	OP:	25	24									
	OT:	25	24	24	24	24	23	9	0	0	0	0
Mar 15	BA:	25	25	25	25	25	0	0	0	0	0	0
Base	OP:	25	24									
	OT:	25	24	24	24	24	23	9	0	0	0	0
Orig	BA:	23	25	25	25	25	0	0	0	0	0	0
Pres	OP:	6	27									
	OT:	8	29	24	25	25	23	15	5	0	0	0
Reest -	BA:	0	0	0	0	0	0	0	0	0	0	0
Mar15	OP:	0	0									
	OT:	0	0	0	0	0	0	0	0	0	0	0
Reest -	BA:	2	0	0	0	0	0	0	0	0	0	0
Orig	OP:	19	-3									
	OT:	17	-5	0	-1	-1	0	-6	-5	0	0	0
075 0117 0 1 551 BS01 30 87 10 A												
Sequester												
Pres 16	BA:	-2	0	0	0	0	0	0	0	0	0	0
Reest	OP:	-2	-2									
	OT:	-2	-2	0	0	0	0	0	0	0	0	0
Mar 15	BA:	-2	-2	0	0	0	0	0	0	0	0	0
Base	OP:	-2	-2									
	OT:	-2	-2	-2	0	0	0	0	0	0	0	0
Orig	BA:	0	0	0	0	0	0	0	0	0	0	0
Pres	OP:	0	0									
	OT:	0	0	0	0	0	0	0	0	0	0	0
Reest -	BA:	0	2	0	0	0	0	0	0	0	0	0
Mar15	OP:	0	0									
	OT:	0	0	2	0	0	0	0	0	0	0	0
Reest -	BA:	-2	0	0	0	0	0	0	0	0	0	0
Orig	OP:	-2	-2									
	OT:	-2	-2	0	0	0	0	0	0	0	0	0




Sorted by FUNC, SFUN, TID, SUB
 (amounts in millions)

		2015	2016	2017	2018	2019	2020	2021	2022	2023	2024	2025
HEALTH (550)												
Account Total for Pregnancy Assistance Fund												
Pres 16	BA:	23	25	25	25	25	0	0	0	0	0	0
Reest	OP:	23	22									
	OT:	23	22	24	24	24	23	9	0	0	0	0
Mar 15	BA:	23	23	25	25	25	0	0	0	0	0	0
Base	OP:	23	22									
	OT:	23	22	22	24	24	23	9	0	0	0	0
Orig	BA:	23	25	25	25	25	0	0	0	0	0	0
Pres	OP:	6	27									
	OT:	8	29	24	25	25	23	15	5	0	0	0
Reest -	BA:	0	2	0	0	0	0	0	0	0	0	0
Mar15	OP:	0	0									
	OT:	0	0	2	0	0	0	0	0	0	0	0
Reest -	BA:	0	0	0	0	0	0	0	0	0	0	0
Orig	OP:	17	-5									
	OT:	15	-7	0	-1	-1	0	-6	-5	0	0	0
Centers for Medicare and Medicaid Services												
Consumer Operated and Oriented Plan Program Account												
075 0118 0 1 551 BA01 30 87 10 N SD												
Federal Fund												
Pres 16	BA:	0	0	0	0	0	0	0	0	0	0	0
Reest	OP:	128	100									
	OT:	128	100	22	0	0	0	0	0	0	0	0
Mar 15	BA:	0	0	0	0	0	0	0	0	0	0	0
Base	OP:	128	100									
	OT:	128	100	22	0	0	0	0	0	0	0	0
Orig	BA:	0	0	0	0	0	0	0	0	0	0	0
Pres	OP:	163	116									
	OT:	163	116	9	1	0	0	0	0	0	0	0
Reest -	BA:	0	0	0	0	0	0	0	0	0	0	0
Mar15	OP:	0	0									
	OT:	0	0	0	0	0	0	0	0	0	0	0
Reest -	BA:	0	0	0	0	0	0	0	0	0	0	0
Orig	OP:	-35	-16									
	OT:	-35	-16	13	-1	0	0	0	-1	0	0	0




Sorted by FUNC, SFUN, TID, SUB
 (amounts in millions)

		2015	2016	2017	2018	2019	2020	2021	2022	2023	2024	2025
HEALTH (550)												
075 0118 0 1 551 BA03 30 87 10 N AD												
Federal Fund												
Pres 16	BA:	0	0	0	0	0	0	0	0	0	0	0
Reest	OP:	0	4									
	OT:	0	4	0	0	0	0	0	0	0	0	0
Mar 15	BA:	0	0	0	0	0	0	0	0	0	0	0
Base	OP:	0	4									
	OT:	0	4	0	0	0	0	0	0	0	0	0
Orig	BA:	0	0	0	0	0	0	0	0	0	0	0
Pres	OP:	0	0									
	OT:	0	0	0	0	0	0	0	0	0	0	0
Reest -	BA:	0	0	0	0	0	0	0	0	0	0	0
Mar15	OP:	0	0									
	OT:	0	0	0	0	0	0	0	0	0	0	0
Reest -	BA:	0	0	0	0	0	0	0	0	0	0	0
Orig	OP:	0	4									
	OT:	0	4	0	0	0	0	0	0	0	0	0
075 0118 0 1 551 BA04 30 87 10 N RD												
Federal Fund												
Pres 16	BA:	20	0	0	0	0	0	0	0	0	0	0
Reest	OP:	0	0									
	OT:	20	0	0	0	0	0	0	0	0	0	0
Mar 15	BA:	20	0	0	0	0	0	0	0	0	0	0
Base	OP:	0	0									
	OT:	20	0	0	0	0	0	0	0	0	0	0
Orig	BA:	20	0	0	0	0	0	0	0	0	0	0
Pres	OP:	0	0									
	OT:	20	0	0	0	0	0	0	0	0	0	0
Reest -	BA:	0	0	0	0	0	0	0	0	0	0	0
Mar15	OP:	0	0									
	OT:	0	0	0	0	0	0	0	0	0	0	0
Reest -	BA:	0	0	0	0	0	0	0	0	0	0	0
Orig	OP:	0	0									
	OT:	0	0	0	0	0	0	0	0	0	0	0



Sorted by FUNC, SFUN, TID, SUB
 (amounts in millions)

		2015	2016	2017	2018	2019	2020	2021	2022	2023	2024	2025
HEALTH (550)												
Account Total for Consumer Operated and Oriented Plan Program Account												
Pres 16	BA:	20	0	0	0	0	0	0	0	0	0	0
Reest	OP:	128	104		0	0	0	0	0	0	0	0
	OT:	148	104	22	0	0	0	0	0	0	0	0
Mar 15	BA:	20	0	0	0	0	0	0	0	0	0	0
Base	OP:	128	104		0	0	0	0	0	0	0	0
	OT:	148	104	22	0	0	0	0	0	0	0	0
Orig	BA:	20	0	0	0	0	0	0	0	0	0	0
Pres	OP:	163	116		0	0	0	0	0	0	0	0
	OT:	183	116	9	1	0	0	0	1	0	0	0
Reest -	BA:	0	0	0	0	0	0	0	0	0	0	0
Mar15	OP:	0	0		0	0	0	0	0	0	0	0
	OT:	0	0	0	0	0	0	0	0	0	0	0
Reest -	BA:	0	0	0	0	0	0	0	0	0	0	0
Orig	OP:	-35	-12		0	0	0	0	0	0	0	0
	OT:	-35	-12	13	-1	0	0	0	-1	0	0	0
Departmental Management												
Health Insurance Reform Implementation Fund												
075 0119 0 1 551 BA01 30 87 10 N												
Federal Fund												
Pres 16	BA:	0	0	0	0	0	0	0	0	0	0	0
Reest	OP:	126	0		0	0	0	0	0	0	0	0
	OT:	126	0	0	0	0	0	0	0	0	0	0
Mar 15	BA:	0	0	0	0	0	0	0	0	0	0	0
Base	OP:	126	0		0	0	0	0	0	0	0	0
	OT:	126	0	0	0	0	0	0	0	0	0	0
Orig	BA:	0	0	0	0	0	0	0	0	0	0	0
Pres	OP:	100	14		0	0	0	0	0	0	0	0
	OT:	100	14	0	0	0	0	0	0	0	0	0
Reest -	BA:	0	0	0	0	0	0	0	0	0	0	0
Mar15	OP:	0	0		0	0	0	0	0	0	0	0
	OT:	0	0	0	0	0	0	0	0	0	0	0
Reest -	BA:	0	0	0	0	0	0	0	0	0	0	0
Orig	OP:	26	-14		0	0	0	0	0	0	0	0
	OT:	26	-14	0	0	0	0	0	0	0	0	0



Sorted by FUNC, SFUN, TID, SUB
 (amounts in millions)

		2015	2016	2017	2018	2019	2020	2021	2022	2023	2024	2025
HEALTH (550)												
Nonrecurring expenses fund												
075 0125 0 1 551 AA01 LA LA 03 A												
Appropriation												
Pres 16	BA:	0	0	0	0	0	0	0	0	0	0	0
Reest	OP:	459	307									
	OT:	459	307	206	151	151	152	155	159	163	167	170
Mar 15	BA:	0	0	0	0	0	0	0	0	0	0	0
Base	OP:	459	307									
	OT:	459	307	206	151	151	152	155	159	163	167	170
Orig	BA:	0	0	0	0	0	0	0	0	0	0	0
Pres	OP:	479	402									
	OT:	479	402	115	35	35	5	0	0	0	0	0
Reest -	BA:	0	0	0	0	0	0	0	0	0	0	0
Mar15	OP:	0	0									
	OT:	0	0	0	0	0	0	0	0	0	0	0
Reest -	BA:	0	0	0	0	0	0	0	0	0	0	0
Orig	OP:	-20	-95									
	OT:	-20	-95	91	116	116	147	155	159	163	167	170



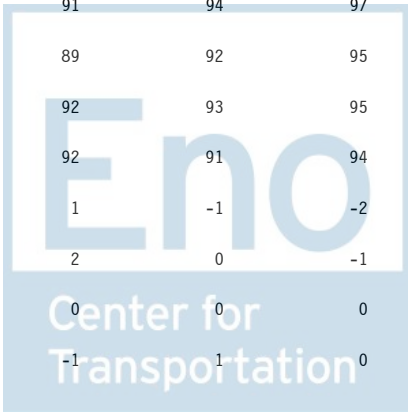
Sorted by FUNC, SFUN, TID, SUB
 (amounts in millions)

		2015	2016	2017	2018	2019	2020	2021	2022	2023	2024	2025
HEALTH (550)												
Office of the Inspector General												
Office of Inspector General												
075 0128 0 1 551 AA01 LA LA 03 0												
Appropriation												
Base discretionary account for OIG												
Pres 16	BA:	71	83	85	86	87	89	90	92	93	95	98
Reest	OP:	45	47									
	OT:	77	84	84	85	86	88	89	91	92	94	96
Mar 15	BA:	71	73	76	79	81	84	88	91	94	97	101
Base	OP:	45	47									
	OT:	77	80	74	77	80	82	86	89	92	95	99
Orig	BA:	73	83	85	86	87	89	90	92	93	95	98
Pres	OP:	11	17									
	OT:	69	80	83	85	86	88	90	92	92	94	97
Reest -	BA:	0	10	9	7	6	5	2	1	-1	-2	-3
Mar15	OP:	0	0									
	OT:	0	4	10	8	6	6	3	2	0	-1	-3
Reest -	BA:	-2	0	0	0	0	0	0	0	0	0	0
Orig	OP:	34	30									
	OT:	8	4	1	0	0	0	-1	-1	0	0	-1



Sorted by FUNC, SFUN, TID, SUB
 (amounts in millions)

		2015	2016	2017	2018	2019	2020	2021	2022	2023	2024	2025
HEALTH (550)												
075 0128 0 1 551 BA01 30 82 10												
Federal Fund												
Pres 16	BA:	0	0	0	0	0	0	0	0	0	0	0
Reest	OP:	0	0									
	OT:	0	0	0	0	0	0	0	0	0	0	0
Mar 15	BA:	0	0	0	0	0	0	0	0	0	0	0
Base	OP:	0	0									
	OT:	0	0	0	0	0	0	0	0	0	0	0
Orig	BA:	0	1	0	0	0	0	0	0	0	0	0
Pres	OP:	8	19									
	OT:	-10	1	-2	-1	0	-1	-1	0	-1	0	-1
Reest -	BA:	0	0	0	0	0	0	0	0	0	0	0
Mar15	OP:	0	0									
	OT:	0	0	0	0	0	0	0	0	0	0	0
Reest -	BA:	0	-1	0	0	0	0	0	0	0	0	0
Orig	OP:	-8	-19									
	OT:	10	-1	2	1	0	1	1	0	1	0	1
Account Total for Office of Inspector General												
Pres 16	BA:	71	83	85	86	87	89	90	92	93	95	98
Reest	OP:	45	47									
	OT:	77	84	84	85	86	88	89	91	92	94	96
Mar 15	BA:	71	73	76	79	81	84	88	91	94	97	101
Base	OP:	45	47									
	OT:	77	80	74	77	80	82	86	89	92	95	99
Orig	BA:	73	84	85	86	87	89	90	92	93	95	98
Pres	OP:	19	36									
	OT:	59	81	81	84	86	87	89	92	91	94	96
Reest -	BA:	0	10	9	7	6	5	2	1	-1	-2	-3
Mar15	OP:	0	0									
	OT:	0	4	10	8	6	6	3	2	0	-1	-3
Reest -	BA:	-2	-1	0	0	0	0	0	0	0	0	0
Orig	OP:	26	11									
	OT:	18	3	3	1	0	1	0	-1	1	0	0



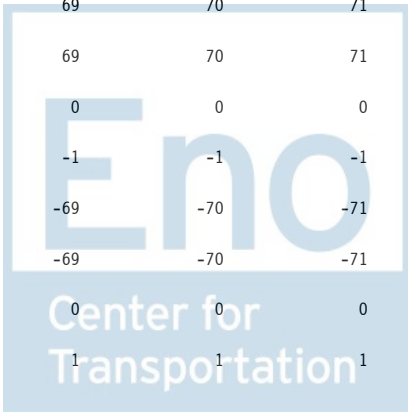
Sorted by FUNC, SFUN, TID, SUB
 (amounts in millions)

		2015	2016	2017	2018	2019	2020	2021	2022	2023	2024	2025
HEALTH (550)												
Departmental Management												
Office of the National Coordinator for Health Information Techno												
075 0130 0 1 551 AA01 LA LA 03 0												
Appropriation												
National HIT Coordinator (non-ARRA)												
Pres 16	BA:	60	0	1	0	0	0	0	0	0	0	0
Reest	OP:	4	15		0	0	0	0	0	0	0	0
	OT:	49	15	1	0	0	0	0	0	0	0	0
Mar 15	BA:	60	61	62	63	65	66	67	69	70	71	73
Base	OP:	4	15									
	OT:	49	61	62	63	65	66	67	69	70	71	73
Orig	BA:	60	0	1	0	0	0	0	0	0	0	0
Pres	OP:	100	68									
	OT:	99	49	17	-2	-1	0	0	-1	-1	-1	-1
Reest -	BA:	0	-61	-61	-63	-65	-66	-67	-69	-70	-71	-73
Mar15	OP:	0	0									
	OT:	0	-46	-61	-63	-65	-66	-67	-69	-70	-71	-73
Reest -	BA:	0	0	0	0	0	0	0	0	0	0	0
Orig	OP:	-96	-53									
	OT:	-50	-34	-16	2	1	0	0	1	1	1	1



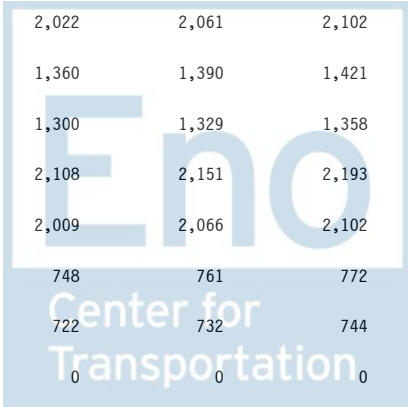
Sorted by FUNC, SFUN, TID, SUB
 (amounts in millions)

		2015	2016	2017	2018	2019	2020	2021	2022	2023	2024	2025
HEALTH (550)												
075 0130 0 1 551 DE01 LA LA 03 A STIM09												
Supplemental Emergency												
Pres 16	BA:	0	0	0	0	0	0	0	0	0	0	0
Reest	OP:	101	40									
	OT:	101	40	0	0	0	0	0	0	0	0	0
Mar 15	BA:	0	0	0	0	0	0	0	0	0	0	0
Base	OP:	101	40									
	OT:	101	40	0	0	0	0	0	0	0	0	0
Orig	BA:	0	0	0	0	0	0	0	0	0	0	0
Pres	OP:	0	0									
	OT:	0	0	0	0	0	0	0	0	0	0	0
Reest -	BA:	0	0	0	0	0	0	0	0	0	0	0
Mar15	OP:	0	0									
	OT:	0	0	0	0	0	0	0	0	0	0	0
Reest -	BA:	0	0	0	0	0	0	0	0	0	0	0
Orig	OP:	101	40									
	OT:	101	40	0	0	0	0	0	0	0	0	0
Account Total for Office of the National Coordinator for Health Information Techno												
Pres 16	BA:	60	0	1	0	0	0	0	0	0	0	0
Reest	OP:	105	55									
	OT:	150	55	1	0	0	0	0	0	0	0	0
Mar 15	BA:	60	61	62	63	65	66	67	69	70	71	73
Base	OP:	105	55									
	OT:	150	101	62	63	65	66	67	69	70	71	73
Orig	BA:	60	0	1	0	0	0	0	0	0	0	0
Pres	OP:	100	68									
	OT:	99	49	17	-2	-1	0	0	-1	-1	-1	-1
Reest -	BA:	0	-61	-61	-63	-65	-66	-67	-69	-70	-71	-73
Mar15	OP:	0	0									
	OT:	0	-46	-61	-63	-65	-66	-67	-69	-70	-71	-73
Reest -	BA:	0	0	0	0	0	0	0	0	0	0	0
Orig	OP:	5	-13									
	OT:	51	6	-16	2	1	0	0	1	1	1	1




Sorted by FUNC, SFUN, TID, SUB
 (amounts in millions)

		2015	2016	2017	2018	2019	2020	2021	2022	2023	2024	2025
HEALTH (550)												
Office of Medicare Hearings and Appeals												
075 0139 0 1 551 AA01 LA LA 03												
Appropriation												
Pres 16	BA:	0	0	0	0	0	0	0	0	0	0	0
Reest	OP:	0	0									
	OT:	0	0	0	0	0	0	0	0	0	0	0
Mar 15	BA:	0	0	0	0	0	0	0	0	0	0	0
Base	OP:	0	0									
	OT:	0	0	0	0	0	0	0	0	0	0	0
Orig	BA:	0	0	0	0	0	0	0	0	0	0	0
Pres	OP:	16	0									
	OT:	16	0	0	0	0	0	0	0	0	0	0
Reest -	BA:	0	0	0	0	0	0	0	0	0	0	0
Mar15	OP:	0	0									
	OT:	0	0	0	0	0	0	0	0	0	0	0
Reest -	BA:	0	0	0	0	0	0	0	0	0	0	0
Orig	OP:	-16	0									
	OT:	-16	0	0	0	0	0	0	0	0	0	0
Public health and social services emergency fund												
075 0140 0 1 551 AA02 LA LA 03 0												
Appropriation												
Pres 16	BA:	1,175	1,910	1,947	1,987	2,009	2,027	2,067	2,108	2,151	2,193	2,239
Reest	OP:	0	635									
	OT:	235	1,017	1,609	1,825	1,924	1,963	1,988	2,022	2,061	2,102	2,144
Mar 15	BA:	1,175	1,195	1,218	1,245	1,273	1,301	1,330	1,360	1,390	1,421	1,452
Base	OP:	0	635									
	OT:	235	874	1,077	1,168	1,217	1,244	1,271	1,300	1,329	1,358	1,388
Orig	BA:	1,233	1,910	1,947	1,987	2,009	2,027	2,067	2,108	2,151	2,193	2,239
Pres	OP:	1,555	1,469									
	OT:	1,930	1,918	1,830	1,861	1,700	1,871	1,959	2,009	2,066	2,102	2,144
Reest -	BA:	0	715	729	742	736	726	737	748	761	772	787
Mar15	OP:	0	0									
	OT:	0	143	532	657	707	719	717	722	732	744	756
Reest -	BA:	-58	0	0	0	0	0	0	0	0	0	0
Orig	OP:	-1,555	-834									
	OT:	-1,695	-901	-221	-36	224	92	29	13	-5	0	0



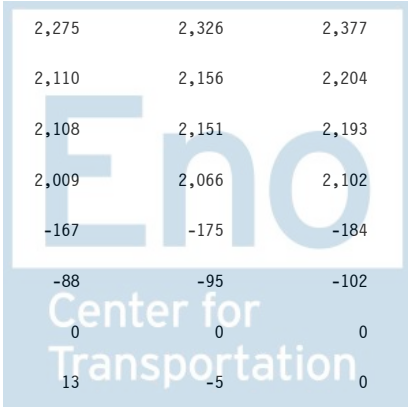
Sorted by FUNC, SFUN, TID, SUB
 (amounts in millions)

		2015	2016	2017	2018	2019	2020	2021	2022	2023	2024	2025
HEALTH (550)												
075 0140 0 1 551 AA10 LA LA 03 0												
Appropriation												
Ebola funding in the CR												
Pres 16	BA:	58	0	0	0	0	0	0	0	0	0	0
Reest	OP:	0	32									
	OT:	12	32	9	3	1	0	0	0	0	0	0
Mar 15	BA:	58	59	60	61	63	64	66	67	69	70	72
Base	OP:	0	32									
	OT:	12	44	54	59	61	63	64	66	67	69	70
Orig	BA:	0	0	0	0	0	0	0	0	0	0	0
Pres	OP:	0	0									
	OT:	0	0	0	0	0	0	0	0	0	0	0
Reest -	BA:	0	-59	-60	-61	-63	-64	-66	-67	-69	-70	-72
Mar15	OP:	0	0									
	OT:	0	-12	-45	-56	-60	-63	-64	-66	-67	-69	-70
Reest -	BA:	58	0	0	0	0	0	0	0	0	0	0
Orig	OP:	0	32									
	OT:	12	32	9	3	1	0	0	0	0	0	0
075 0140 0 1 551 AA11 LA LA 03 A												
Appropriation												
Pres 16	BA:	0	0	0	0	0	0	0	0	0	0	0
Reest	OP:	1,900	1,025									
	OT:	1,900	1,025	600	350	200	100	0	0	0	0	0
Mar 15	BA:	0	0	0	0	0	0	0	0	0	0	0
Base	OP:	1,900	1,025									
	OT:	1,900	1,025	600	350	200	100	0	0	0	0	0
Orig	BA:	0	0	0	0	0	0	0	0	0	0	0
Pres	OP:	0	0									
	OT:	0	0	0	0	0	0	0	0	0	0	0
Reest -	BA:	0	0	0	0	0	0	0	0	0	0	0
Mar15	OP:	0	0									
	OT:	0	0	0	0	0	0	0	0	0	0	0
Reest -	BA:	0	0	0	0	0	0	0	0	0	0	0
Orig	OP:	1,900	1,025									
	OT:	1,900	1,025	600	350	200	100	0	0	0	0	0




Sorted by FUNC, SFUN, TID, SUB
 (amounts in millions)

		2015	2016	2017	2018	2019	2020	2021	2022	2023	2024	2025
HEALTH (550)												
075 0140 0 1 551 AE01 LA LA 03 0 EBOLA												
Regular Appropriation Emergency												
Ebola Funding December 2015												
Pres 16	BA:	733	0	0	0	0	0	0	0	0	0	0
Reest	OP:	0	330									
	OT:	147	330	117	44	22	0	0	0	0	0	0
Mar 15	BA:	733	745	760	777	794	812	830	848	867	886	906
Base	OP:	0	330									
	OT:	147	479	605	661	697	712	728	744	760	777	794
Orig	BA:	733	0	0	0	0	0	0	0	0	0	0
Pres	OP:	0	388									
	OT:	51	388	161	110	22	0	0	0	0	0	0
Reest -	BA:	0	-745	-760	-777	-794	-812	-830	-848	-867	-886	-906
Mar15	OP:	0	0									
	OT:	0	-149	-488	-617	-675	-712	-728	-744	-760	-777	-794
Reest -	BA:	0	0	0	0	0	0	0	0	0	0	0
Orig	OP:	0	-58									
	OT:	96	-58	-44	-66	0	0	0	0	0	0	0
Account Total for Public health and social services emergency fund												
Pres 16	BA:	1,966	1,910	1,947	1,987	2,009	2,027	2,067	2,108	2,151	2,193	2,239
Reest	OP:	1,900	2,022									
	OT:	2,294	2,404	2,335	2,222	2,147	2,063	1,988	2,022	2,061	2,102	2,144
Mar 15	BA:	1,966	1,999	2,038	2,083	2,130	2,177	2,226	2,275	2,326	2,377	2,430
Base	OP:	1,900	2,022									
	OT:	2,294	2,422	2,336	2,238	2,175	2,119	2,063	2,110	2,156	2,204	2,252
Orig	BA:	1,966	1,910	1,947	1,987	2,009	2,027	2,067	2,108	2,151	2,193	2,239
Pres	OP:	1,555	1,857									
	OT:	1,981	2,306	1,991	1,971	1,722	1,871	1,959	2,009	2,066	2,102	2,144
Reest -	BA:	0	-89	-91	-96	-121	-150	-159	-167	-175	-184	-191
Mar15	OP:	0	0									
	OT:	0	-18	-1	-16	-28	-56	-75	-88	-95	-102	-108
Reest -	BA:	0	0	0	0	0	0	0	0	0	0	0
Orig	OP:	345	165									
	OT:	313	98	344	251	425	192	29	13	-5	0	0




Sorted by FUNC, SFUN, TID, SUB
 (amounts in millions)

		2015	2016	2017	2018	2019	2020	2021	2022	2023	2024	2025
HEALTH (550)												
Program Support Center												
HHS accrual contribution to the uniformed services retiree health												
075 0170 0 1 551 AA01 LA LA 03 A												
Appropriation												
Pres 16	BA:	28	29	28	30	31	33	35	37	39	42	44
Reest	OP:	0	0									
	OT:	28	29	28	30	31	33	35	37	39	42	44
Mar 15	BA:	28	29	30	31	33	35	37	39	41	43	46
Base	OP:	0	0									
	OT:	28	29	30	31	33	35	37	39	41	43	46
Orig	BA:	28	29	28	30	31	33	35	37	39	42	44
Pres	OP:	0	0									
	OT:	28	29	28	30	31	33	35	37	39	42	44
Reest -	BA:	0	0	-2	-1	-2	-2	-2	-2	-2	-1	-2
Mar15	OP:	0	0									
	OT:	0	0	-2	-1	-2	-2	-2	-2	-2	-1	-2
Reest -	BA:	0	0	0	0	0	0	0	0	0	0	0
Orig	OP:	0	0									
	OT:	0	0	0	0	0	0	0	0	0	0	0
075 0170 0 1 551 AC01 LA LA 03												
Appropriation - Existing Law Change												
Pres 16	BA:	0	0	-2	-2	-2	-2	-2	-2	-2	-2	-2
Reest	OP:	0	0									
	OT:	0	0	-2	-2	-2	-2	-2	-2	-2	-2	-2
Mar 15	BA:	0	0	0	0	0	0	0	0	0	0	0
Base	OP:	0	0									
	OT:	0	0	0	0	0	0	0	0	0	0	0
Orig	BA:	0	-1	-2	-2	-2	-2	-2	-2	-2	-2	-2
Pres	OP:	0	0									
	OT:	0	-1	-2	-2	-2	-2	-2	-2	-2	-2	-2
Reest -	BA:	0	0	-2	-2	-2	-2	-2	-2	-2	-2	-2
Mar15	OP:	0	0									
	OT:	0	0	-2	-2	-2	-2	-2	-2	-2	-2	-2
Reest -	BA:	0	1	0	0	0	0	0	0	0	0	0
Orig	OP:	0	0									
	OT:	0	1	0	0	0	0	0	0	0	0	0



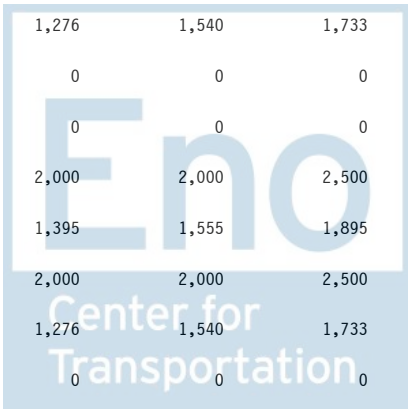
Sorted by FUNC, SFUN, TID, SUB
 (amounts in millions)

		2015	2016	2017	2018	2019	2020	2021	2022	2023	2024	2025
HEALTH (550)												
Account Total for HHS accrual contribution to the uniformed services retiree health												
Pres 16	BA:	28	29	26	28	29	31	33	35	37	40	42
Reest	OP:	0	0									
	OT:	28	29	26	28	29	31	33	35	37	40	42
Mar 15	BA:	28	29	30	31	33	35	37	39	41	43	46
Base	OP:	0	0									
	OT:	28	29	30	31	33	35	37	39	41	43	46
Orig	BA:	28	28	26	28	29	31	33	35	37	40	42
Pres	OP:	0	0									
	OT:	28	28	26	28	29	31	33	35	37	40	42
Reest -	BA:	0	0	-4	-3	-4	-4	-4	-4	-4	-3	-4
Mar15	OP:	0	0									
	OT:	0	0	-4	-3	-4	-4	-4	-4	-4	-3	-4
Reest -	BA:	0	1	0	0	0	0	0	0	0	0	0
Orig	OP:	0	0									
	OT:	0	1	0	0	0	0	0	0	0	0	0
Health Resources and Services Administration												
Maternal, Infant, and Early Childhood Home Visiting Programs												
075 0321 0 1 551 BA01 30 87 10 N												
Federal Fund												
Maternal, Infant, and Early Childhood Home Visiting Program												
Pres 16	BA:	400	0	0	0	0	0	0	0	0	0	0
Reest	OP:	293	0									
	OT:	355	468	248	88	0	0	0	0	0	0	0
Mar 15	BA:	400	0	0	0	0	0	0	0	0	0	0
Base	OP:	293	0									
	OT:	355	468	248	88	0	0	0	0	0	0	0
Orig	BA:	400	0	0	0	0	0	0	0	0	0	0
Pres	OP:	306	367									
	OT:	322	367	300	101	40	0	0	0	0	0	0
Reest -	BA:	0	0	0	0	0	0	0	0	0	0	0
Mar15	OP:	0	0									
	OT:	0	0	0	0	0	0	0	0	0	0	0
Reest -	BA:	0	0	0	0	0	0	0	0	0	0	0
Orig	OP:	-13	-367									
	OT:	33	101	-52	-13	-40	0	0	0	0	0	0




Sorted by FUNC, SFUN, TID, SUB
 (amounts in millions)

		2015	2016	2017	2018	2019	2020	2021	2022	2023	2024	2025
HEALTH (550)												
075 0321 0 1 551 BA02 30 87 10 N												
Federal Fund												
Family to Family extender in 1 year patch												
Pres 16	BA:	3	0	0	0	0	0	0	0	0	0	0
Reest	OP:	2	0									
	OT:	3	1	0	0	0	0	0	0	0	0	0
Mar 15	BA:	3	0	0	0	0	0	0	0	0	0	0
Base	OP:	2	0									
	OT:	3	1	0	0	0	0	0	0	0	0	0
Orig	BA:	0	0	0	0	0	0	0	0	0	0	0
Pres	OP:	0	0									
	OT:	0	0	0	0	0	0	0	0	0	0	0
Reest -	BA:	0	0	0	0	0	0	0	0	0	0	0
Mar15	OP:	0	0									
	OT:	0	0	0	0	0	0	0	0	0	0	0
Reest -	BA:	3	0	0	0	0	0	0	0	0	0	0
Orig	OP:	2	0									
	OT:	3	1	0	0	0	0	0	0	0	0	0
075 0321 0 1 551 EA01 30 87 10												
Proposed Legislation												
Extend Maternal, Infant, and Early Childhood Home Visiting Program												
Pres 16	BA:	0	500	500	1,000	1,000	1,500	1,500	2,000	2,000	2,500	2,500
Reest	OP:	0	0									
	OT:	0	7	169	362	626	819	1,083	1,276	1,540	1,733	1,998
Mar 15	BA:	0	0	0	0	0	0	0	0	0	0	0
Base	OP:	0	0									
	OT:	0	0	0	0	0	0	0	0	0	0	0
Orig	BA:	0	500	500	1,000	1,000	1,500	1,500	2,000	2,000	2,500	2,500
Pres	OP:	0	0									
	OT:	0	20	105	395	555	895	1,055	1,395	1,555	1,895	2,055
Reest -	BA:	0	500	500	1,000	1,000	1,500	1,500	2,000	2,000	2,500	2,500
Mar15	OP:	0	0									
	OT:	0	7	169	362	626	819	1,083	1,276	1,540	1,733	1,998
Reest -	BA:	0	0	0	0	0	0	0	0	0	0	0
Orig	OP:	0	0									
	OT:	0	-13	64	-33	71	-76	28	-119	-15	-162	-57



Sorted by FUNC, SFUN, TID, SUB
 (amounts in millions)

		2015	2016	2017	2018	2019	2020	2021	2022	2023	2024	2025
HEALTH (550)												
Account Total for Maternal, Infant, and Early Childhood Home Visiting Programs												
Pres 16	BA:	403	500	500	1,000	1,000	1,500	1,500	2,000	2,000	2,500	2,500
Reest	OP:	295	0									
	OT:	358	476	417	450	626	819	1,083	1,276	1,540	1,733	1,998
Mar 15	BA:	403	0	0	0	0	0	0	0	0	0	0
Base	OP:	295	0									
	OT:	358	469	248	88	0	0	0	0	0	0	0
Orig	BA:	400	500	500	1,000	1,000	1,500	1,500	2,000	2,000	2,500	2,500
Pres	OP:	306	367									
	OT:	322	387	405	496	595	895	1,055	1,395	1,555	1,895	2,055
Reest -	BA:	0	500	500	1,000	1,000	1,500	1,500	2,000	2,000	2,500	2,500
Mar15	OP:	0	0									
	OT:	0	7	169	362	626	819	1,083	1,276	1,540	1,733	1,998
Reest -	BA:	3	0	0	0	0	0	0	0	0	0	0
Orig	OP:	-11	-367									
	OT:	36	89	12	-46	31	-76	28	-119	-15	-162	-57
Covered Countermeasure Process Fund												
075 0343 0 1 551 AA01 LA LA 03												
Appropriation												
Pres 16	BA:	0	0	0	0	0	0	0	0	0	0	0
Reest	OP:	0	0									
	OT:	0	0	0	0	0	0	0	0	0	0	0
Mar 15	BA:	0	0	0	0	0	0	0	0	0	0	0
Base	OP:	0	0									
	OT:	0	0	0	0	0	0	0	0	0	0	0
Orig	BA:	0	0	0	0	0	0	0	0	0	0	0
Pres	OP:	4	4									
	OT:	4	4	2	0	0	0	0	0	0	0	0
Reest -	BA:	0	0	0	0	0	0	0	0	0	0	0
Mar15	OP:	0	0									
	OT:	0	0	0	0	0	0	0	0	0	0	0
Reest -	BA:	0	0	0	0	0	0	0	0	0	0	0
Orig	OP:	-4	-4									
	OT:	-4	-4	-2	0	0	0	0	0	0	0	0



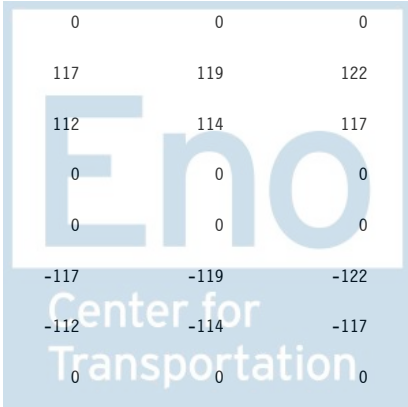
Sorted by FUNC, SFUN, TID, SUB
 (amounts in millions)

		2015	2016	2017	2018	2019	2020	2021	2022	2023	2024	2025
HEALTH (550)												
Health resources and services												
075 0350 0 1 551 AA01 LA LA 03 0												
Appropriation												
health centers												
Pres 16	BA:	1,491	1,392	5,468	5,577	5,634	5,689	5,804	5,919	6,038	6,158	6,282
Reest	OP:	611	602									
	OT:	1,506	1,437	2,708	4,917	5,477	5,592	5,670	5,778	5,892	6,010	6,130
Mar 15	BA:	1,491	1,514	1,542	1,574	1,606	1,640	1,674	1,709	1,745	1,781	1,818
Base	OP:	611	602									
	OT:	1,506	1,510	1,544	1,552	1,576	1,609	1,643	1,677	1,712	1,748	1,784
Orig	BA:	5,353	5,361	5,468	5,577	5,634	5,689	5,804	5,919	6,038	6,158	6,282
Pres	OP:	3,086	3,370									
	OT:	5,030	5,317	5,317	5,463	5,583	5,642	5,722	5,832	5,946	6,065	6,185
Reest -	BA:	0	-122	3,926	4,003	4,028	4,049	4,130	4,210	4,293	4,377	4,464
Mar15	OP:	0	0									
	OT:	0	-73	1,164	3,365	3,901	3,983	4,027	4,101	4,180	4,262	4,346
Reest -	BA:	-3,862	-3,969	0	0	0	0	0	0	0	0	0
Orig	OP:	-2,475	-2,768									
	OT:	-3,524	-3,880	-2,609	-546	-106	-50	-52	-54	-54	-55	-55



Sorted by FUNC, SFUN, TID, SUB
 (amounts in millions)

		2015	2016	2017	2018	2019	2020	2021	2022	2023	2024	2025
HEALTH (550)												
075 0350 0 1 551 AA02 LA LA 03 0												
Appropriation												
maternal and child health grants												
Pres 16	BA:	637	637	0	0	0	0	0	0	0	0	0
Reest	OP:	368	406									
	OT:	495	533	469	147	32	0	0	0	0	0	0
Mar 15	BA:	637	647	659	672	686	701	715	730	745	761	777
Base	OP:	368	406									
	OT:	495	535	606	645	658	671	686	700	714	729	745
Orig	BA:	0	0	0	0	0	0	0	0	0	0	0
Pres	OP:	0	0									
	OT:	0	0	0	0	0	0	0	0	0	0	0
Reest -	BA:	0	-10	-659	-672	-686	-701	-715	-730	-745	-761	-777
Mar15	OP:	0	0									
	OT:	0	-2	-137	-498	-626	-671	-686	-700	-714	-729	-745
Reest -	BA:	637	637	0	0	0	0	0	0	0	0	0
Orig	OP:	368	406									
	OT:	495	533	469	147	32	0	0	0	0	0	0
075 0350 0 1 551 AA03 LA LA 03 0												
Appropriation												
Healthy Start												
Pres 16	BA:	102	102	0	0	0	0	0	0	0	0	0
Reest	OP:	60	66									
	OT:	80	86	75	23	5	0	0	0	0	0	0
Mar 15	BA:	102	104	105	108	110	112	115	117	119	122	124
Base	OP:	60	66									
	OT:	80	87	98	103	106	108	110	112	114	117	119
Orig	BA:	0	0	0	0	0	0	0	0	0	0	0
Pres	OP:	0	0									
	OT:	0	0	0	0	0	0	0	0	0	0	0
Reest -	BA:	0	-2	-105	-108	-110	-112	-115	-117	-119	-122	-124
Mar15	OP:	0	0									
	OT:	0	-1	-23	-80	-101	-108	-110	-112	-114	-117	-119
Reest -	BA:	102	102	0	0	0	0	0	0	0	0	0
Orig	OP:	60	66									
	OT:	80	86	75	23	5	0	0	0	0	0	0




Sorted by FUNC, SFUN, TID, SUB
 (amounts in millions)

		2015	2016	2017	2018	2019	2020	2021	2022	2023	2024	2025
HEALTH (550)												
075 0350 0 1 551 AA04 LA LA 03 0												
Appropriation												
Ryan White HIV/AIDS												
Pres 16	BA:	2,319	2,323	0	0	0	0	0	0	0	0	0
Reest	OP:	1,530	1,551									
	OT:	2,272	2,294	1,533	256	0	0	0	0	0	0	0
Mar 15	BA:	2,319	2,355	2,398	2,448	2,498	2,551	2,603	2,658	2,713	2,771	2,828
Base	OP:	1,530	1,551									
	OT:	2,272	2,305	2,318	2,361	2,410	2,460	2,511	2,563	2,616	2,671	2,727
Orig	BA:	0	0	0	0	0	0	0	0	0	0	0
Pres	OP:	0	0									
	OT:	0	0	0	0	0	0	0	0	0	0	0
Reest -	BA:	0	-32	-2,398	-2,448	-2,498	-2,551	-2,603	-2,658	-2,713	-2,771	-2,828
Mar15	OP:	0	0									
	OT:	0	-11	-785	-2,105	-2,410	-2,460	-2,511	-2,563	-2,616	-2,671	-2,727
Reest -	BA:	2,319	2,323	0	0	0	0	0	0	0	0	0
Orig	OP:	1,530	1,551									
	OT:	2,272	2,294	1,533	256	0	0	0	0	0	0	0
075 0350 0 1 551 AA06 LA LA 03 0												
Appropriation												
family planning												
Pres 16	BA:	286	300	0	0	0	0	0	0	0	0	0
Reest	OP:	208	186									
	OT:	280	261	209	39	9	0	0	0	0	0	0
Mar 15	BA:	286	290	296	302	308	315	321	328	335	342	349
Base	OP:	208	186									
	OT:	280	259	277	291	297	303	309	315	322	329	336
Orig	BA:	0	0	0	0	0	0	0	0	0	0	0
Pres	OP:	0	0									
	OT:	0	0	0	0	0	0	0	0	0	0	0
Reest -	BA:	0	10	-296	-302	-308	-315	-321	-328	-335	-342	-349
Mar15	OP:	0	0									
	OT:	0	2	-68	-252	-288	-303	-309	-315	-322	-329	-336
Reest -	BA:	286	300	0	0	0	0	0	0	0	0	0
Orig	OP:	208	186									
	OT:	280	261	209	39	9	0	0	0	0	0	0




Sorted by FUNC, SFUN, TID, SUB
 (amounts in millions)

		2015	2016	2017	2018	2019	2020	2021	2022	2023	2024	2025
HEALTH (550)												
075 0350 0 1 551 AA08 LA LA 03 0												
Appropriation												
all other												
Pres 16	BA:	518	607	0	0	0	0	0	0	0	0	0
Reest	OP:	327	328									
	OT:	534	571	361	102	19	0	0	0	0	0	0
Mar 15	BA:	518	526	536	547	558	570	582	594	606	619	632
Base	OP:	327	328									
	OT:	534	538	541	541	546	550	561	573	585	597	610
Orig	BA:	0	0	0	0	0	0	0	0	0	0	0
Pres	OP:	0	0									
	OT:	0	0	0	0	0	0	0	0	0	0	0
Reest -	BA:	0	81	-536	-547	-558	-570	-582	-594	-606	-619	-632
Mar15	OP:	0	0									
	OT:	0	33	-180	-439	-527	-550	-561	-573	-585	-597	-610
Reest -	BA:	518	607	0	0	0	0	0	0	0	0	0
Orig	OP:	327	328									
	OT:	534	571	361	102	19	0	0	0	0	0	0
075 0350 0 1 551 AC01 LA LA 03												
Appropriation - Existing Law Change												
340B User Fee Spending												
Pres 16	BA:	0	4	8	8	8	9	9	9	9	9	10
Reest	OP:	0	0									
	OT:	0	3	7	8	8	9	9	9	9	9	10
Mar 15	BA:	0	0	0	0	0	0	0	0	0	0	0
Base	OP:	0	0									
	OT:	0	0	0	0	0	0	0	0	0	0	0
Orig	BA:	0	0	0	0	0	0	0	0	0	0	0
Pres	OP:	0	0									
	OT:	0	0	0	0	0	0	0	0	0	0	0
Reest -	BA:	0	4	8	8	8	9	9	9	9	9	10
Mar15	OP:	0	0									
	OT:	0	3	7	8	8	9	9	9	9	9	10
Reest -	BA:	0	4	8	8	8	9	9	9	9	9	10
Orig	OP:	0	0									
	OT:	0	3	7	8	8	9	9	9	9	9	10




Sorted by FUNC, SFUN, TID, SUB
 (amounts in millions)

		2015	2016	2017	2018	2019	2020	2021	2022	2023	2024	2025
HEALTH (550)												
075 0350 0 1 551 AC02 LA LA 03												
Appropriation - Existing Law Change												
Pres 16	BA:	0	-4	-8	-8	-8	-9	-9	-9	-9	-9	-10
Reest	OP:	0	0									
	OT:	0	-3	-7	-8	-8	-9	-9	-9	-9	-9	-10
Mar 15	BA:	0	0	0	0	0	0	0	0	0	0	0
Base	OP:	0	0									
	OT:	0	0	0	0	0	0	0	0	0	0	0
Orig	BA:	0	0	0	0	0	0	0	0	0	0	0
Pres	OP:	0	0									
	OT:	0	0	0	0	0	0	0	0	0	0	0
Reest -	BA:	0	-4	-8	-8	-8	-9	-9	-9	-9	-9	-10
Mar15	OP:	0	0									
	OT:	0	-3	-7	-8	-8	-9	-9	-9	-9	-9	-10
Reest -	BA:	0	-4	-8	-8	-8	-9	-9	-9	-9	-9	-10
Orig	OP:	0	0									
	OT:	0	-3	-7	-8	-8	-9	-9	-9	-9	-9	-10
075 0350 0 1 551 BA06 30 87 10 N PPH												
Federal Fund												
transfer from PPHF												
Pres 16	BA:	0	0	0	0	0	0	0	0	0	0	0
Reest	OP:	95	0									
	OT:	95	14	2	0	0	0	0	0	0	0	0
Mar 15	BA:	0	0	0	0	0	0	0	0	0	0	0
Base	OP:	95	0									
	OT:	95	14	2	0	0	0	0	0	0	0	0
Orig	BA:	0	0	0	0	0	0	0	0	0	0	0
Pres	OP:	0	0									
	OT:	0	0	0	0	0	0	0	0	0	0	0
Reest -	BA:	0	0	0	0	0	0	0	0	0	0	0
Mar15	OP:	0	0									
	OT:	0	0	0	0	0	0	0	0	0	0	0
Reest -	BA:	0	0	0	0	0	0	0	0	0	0	0
Orig	OP:	95	0									
	OT:	95	14	2	0	0	0	0	0	0	0	0




Sorted by FUNC, SFUN, TID, SUB
 (amounts in millions)

		2015	2016	2017	2018	2019	2020	2021	2022	2023	2024	2025
HEALTH (550)												
075 0350 0 1 551 DE01 LA LA 03 A STIM09												
Supplemental Emergency												
Pres 16	BA:	0	0	0	0	0	0	0	0	0	0	0
Reest	OP:	18	15									
	OT:	18	15	0	0	0	0	0	0	0	0	0
Mar 15	BA:	0	0	0	0	0	0	0	0	0	0	0
Base	OP:	18	15									
	OT:	18	15	0	0	0	0	0	0	0	0	0
Orig	BA:	0	0	0	0	0	0	0	0	0	0	0
Pres	OP:	0	0									
	OT:	0	0	0	0	0	0	0	0	0	0	0
Reest -	BA:	0	0	0	0	0	0	0	0	0	0	0
Mar15	OP:	0	0									
	OT:	0	0	0	0	0	0	0	0	0	0	0
Reest -	BA:	0	0	0	0	0	0	0	0	0	0	0
Orig	OP:	18	15									
	OT:	18	15	0	0	0	0	0	0	0	0	0
075 0350 0 1 551 EA01 30 78 10												
Proposed Legislation												
CHC & NHSC Funding												
Pres 16	BA:	0	3,223	3,223	3,223	523	523	0	0	0	0	0
Reest	OP:	0	0									
	OT:	0	1,366	2,689	3,023	3,042	2,052	787	257	21	0	0
Mar 15	BA:	0	0	0	0	0	0	0	0	0	0	0
Base	OP:	0	0									
	OT:	0	0	0	0	0	0	0	0	0	0	0
Orig	BA:	0	3,223	3,223	3,223	523	523	0	0	0	0	0
Pres	OP:	0	0									
	OT:	0	1,612	3,025	3,127	1,841	686	343	64	16	5	0
Reest -	BA:	0	3,223	3,223	3,223	523	523	0	0	0	0	0
Mar15	OP:	0	0									
	OT:	0	1,366	2,689	3,023	3,042	2,052	787	257	21	0	0
Reest -	BA:	0	0	0	0	0	0	0	0	0	0	0
Orig	OP:	0	0									
	OT:	0	-246	-336	-104	1,201	1,366	444	193	5	-5	0




Sorted by FUNC, SFUN, TID, SUB
 (amounts in millions)

		2015	2016	2017	2018	2019	2020	2021	2022	2023	2024	2025
HEALTH (550)												
Account Total for Health resources and services												
Pres 16	BA:	5,353	8,584	8,691	8,800	6,157	6,212	5,804	5,919	6,038	6,158	6,282
Reest	OP:	3,217	3,154									
	OT:	5,280	6,577	8,046	8,507	8,584	7,644	6,457	6,035	5,913	6,010	6,130
Mar 15	BA:	5,353	5,436	5,536	5,651	5,766	5,889	6,010	6,136	6,263	6,396	6,528
Base	OP:	3,217	3,154									
	OT:	5,280	5,263	5,386	5,493	5,593	5,701	5,820	5,940	6,063	6,191	6,321
Orig	BA:	5,353	8,584	8,691	8,800	6,157	6,212	5,804	5,919	6,038	6,158	6,282
Pres	OP:	3,086	3,370									
	OT:	5,030	6,929	8,342	8,590	7,424	6,328	6,065	5,896	5,962	6,070	6,185
Reest -	BA:	0	3,148	3,155	3,149	391	323	-206	-217	-225	-238	-246
Mar15	OP:	0	0									
	OT:	0	1,314	2,660	3,014	2,991	1,943	637	95	-150	-181	-191
Reest -	BA:	0	0	0	0	0	0	0	0	0	0	0
Orig	OP:	131	-216									
	OT:	250	-352	-296	-83	1,160	1,316	392	139	-49	-60	-55
Primary Health Care Access												
075 0352 0 1 551 BA01 30 87 10 N												
Federal Fund												
School Based Health Centers, CHCs, NHSC grants												
Pres 16	BA:	3,910	0	0	0	0	0	0	0	0	0	0
Reest	OP:	1,435	1,759									
	OT:	3,102	1,759	700	0	0	0	0	0	0	0	0
Mar 15	BA:	3,910	0	0	0	0	0	0	0	0	0	0
Base	OP:	1,435	1,759									
	OT:	3,102	1,759	700	0	0	0	0	0	0	0	0
Orig	BA:	3,799	0	0	0	0	0	0	0	0	0	0
Pres	OP:	1,369	1,925									
	OT:	2,838	1,925	348	266	108	0	0	0	0	0	0
Reest -	BA:	0	0	0	0	0	0	0	0	0	0	0
Mar15	OP:	0	0									
	OT:	0	0	0	0	0	0	0	0	0	0	0
Reest -	BA:	111	0	0	0	0	0	0	0	0	0	0
Orig	OP:	66	-166									
	OT:	264	-166	352	-266	-108	0	0	0	0	0	0



Sorted by FUNC, SFUN, TID, SUB
 (amounts in millions)

		2015	2016	2017	2018	2019	2020	2021	2022	2023	2024	2025
HEALTH (550)												
075 0352 0 1 551 BS01 30 87 10 A												
Sequester												
Pres 16	BA:	-115	0	0	0	0	0	0	0	0	0	0
Reest	OP:	-26	-46									
	OT:	-53	-46	-12	0	0	0	0	0	0	0	0
Mar 15	BA:	-115	-1	0	0	0	0	0	0	0	0	0
Base	OP:	-26	-46									
	OT:	-53	-46	-12	0	0	0	0	0	0	0	0
Orig	BA:	0	0	0	0	0	0	0	0	0	0	0
Pres	OP:	0	0									
	OT:	0	0	0	0	0	0	0	0	0	0	0
Reest -	BA:	0	1	0	0	0	0	0	0	0	0	0
Mar15	OP:	0	0									
	OT:	0	0	0	0	0	0	0	0	0	0	0
Reest -	BA:	-115	0	0	0	0	0	0	0	0	0	0
Orig	OP:	-26	-46									
	OT:	-53	-46	-12	0	0	0	0	0	0	0	0
Account Total for Primary Health Care Access												
Pres 16	BA:	3,795	0	0	0	0	0	0	0	0	0	0
Reest	OP:	1,409	1,713									
	OT:	3,049	1,713	688	0	0	0	0	0	0	0	0
Mar 15	BA:	3,795	-1	0	0	0	0	0	0	0	0	0
Base	OP:	1,409	1,713									
	OT:	3,049	1,713	688	0	0	0	0	0	0	0	0
Orig	BA:	3,799	0	0	0	0	0	0	0	0	0	0
Pres	OP:	1,369	1,925									
	OT:	2,838	1,925	348	266	108	0	0	0	0	0	0
Reest -	BA:	0	1	0	0	0	0	0	0	0	0	0
Mar15	OP:	0	0									
	OT:	0	0	0	0	0	0	0	0	0	0	0
Reest -	BA:	-4	0	0	0	0	0	0	0	0	0	0
Orig	OP:	40	-212									
	OT:	211	-212	340	-266	-108	0	0	0	0	0	0



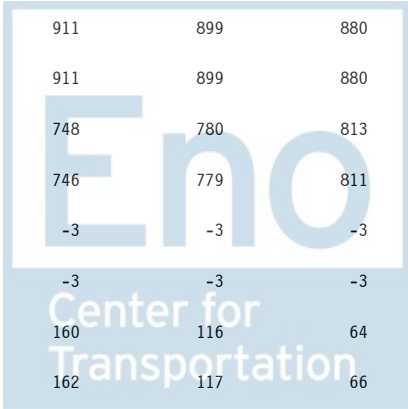
Sorted by FUNC, SFUN, TID, SUB
 (amounts in millions)

		2015	2016	2017	2018	2019	2020	2021	2022	2023	2024	2025
HEALTH (550)												
Program Support Center												
Retirement pay and medical benefits for commissioned officers												
075 0379 0 1 551 AA01 LA LA 10 N APPMAND												
Appropriation												
Pres 16	BA:	580	654	654	651	732	772	814	911	899	880	1,025
Reest	OP:	0	0									
	OT:	580	654	654	651	732	772	814	911	899	880	1,025
Mar 15	BA:	580	654	654	651	732	772	814	911	899	880	1,025
Base	OP:	0	0									
	OT:	580	654	654	651	732	772	814	911	899	880	1,025
Orig	BA:	562	586	611	637	665	693	722	753	786	819	854
Pres	OP:	62	28									
	OT:	596	585	609	636	664	691	721	751	785	817	852
Reest -	BA:	0	0	0	0	0	0	0	0	0	0	0
Mar15	OP:	0	0									
	OT:	0	0	0	0	0	0	0	0	0	0	0
Reest -	BA:	18	68	43	14	67	79	92	158	113	61	171
Orig	OP:	-62	-28									
	OT:	-16	69	45	15	68	81	93	160	114	63	173



Sorted by FUNC, SFUN, TID, SUB
 (amounts in millions)

		2015	2016	2017	2018	2019	2020	2021	2022	2023	2024	2025
HEALTH (550)												
075 0379 0 1 551 EA01 22 66 10												
Proposed Legislation												
TRICARE Proposals												
Pres 16	BA:	0	-1	-2	-2	-3	-3	-3	-3	-3	-3	-3
Reest	OP:	0	0									
	OT:	0	-1	-2	-2	-3	-3	-3	-3	-3	-3	-3
Mar 15	BA:	0	0	0	0	0	0	0	0	0	0	0
Base	OP:	0	0									
	OT:	0	0	0	0	0	0	0	0	0	0	0
Orig	BA:	0	0	-2	-4	-4	-4	-5	-5	-6	-6	-6
Pres	OP:	0	0									
	OT:	0	0	-2	-4	-4	-4	-5	-5	-6	-6	-6
Reest -	BA:	0	-1	-2	-2	-3	-3	-3	-3	-3	-3	-3
Mar15	OP:	0	0									
	OT:	0	-1	-2	-2	-3	-3	-3	-3	-3	-3	-3
Reest -	BA:	0	-1	0	2	1	1	2	2	3	3	3
Orig	OP:	0	0									
	OT:	0	-1	0	2	1	1	2	2	3	3	3
Account Total for Retirement pay and medical benefits for commissioned officers												
Pres 16	BA:	580	653	652	649	729	769	811	908	896	877	1,022
Reest	OP:	0	0									
	OT:	580	653	652	649	729	769	811	908	896	877	1,022
Mar 15	BA:	580	654	654	651	732	772	814	911	899	880	1,025
Base	OP:	0	0									
	OT:	580	654	654	651	732	772	814	911	899	880	1,025
Orig	BA:	562	586	609	633	661	689	717	748	780	813	848
Pres	OP:	62	28									
	OT:	596	585	607	632	660	687	716	746	779	811	846
Reest -	BA:	0	-1	-2	-2	-3	-3	-3	-3	-3	-3	-3
Mar15	OP:	0	0									
	OT:	0	-1	-2	-2	-3	-3	-3	-3	-3	-3	-3
Reest -	BA:	18	67	43	16	68	80	94	160	116	64	174
Orig	OP:	-62	-28									
	OT:	-16	68	45	17	69	82	95	162	117	66	176




Sorted by FUNC, SFUN, TID, SUB
 (amounts in millions)

		2015	2016	2017	2018	2019	2020	2021	2022	2023	2024	2025
HEALTH (550)												
Indian Health Service												
Indian Health Services												
075 0390 0 1 551 AA01 IN IN 03 0												
Appropriation												
Pres 16	BA:	4,182	4,463	3,820	3,897	3,935	3,976	4,055	4,136	4,219	4,304	4,389
Reest	OP:	585	698									
	OT:	4,056	4,492	3,901	3,915	3,932	3,967	4,041	4,119	4,202	4,286	4,371
Mar 15	BA:	4,182	4,262	4,354	4,460	4,568	4,680	4,792	4,910	5,028	5,151	5,274
Base	OP:	585	698									
	OT:	4,056	4,321	4,334	4,439	4,546	4,657	4,769	4,886	5,003	5,125	5,248
Orig	BA:	4,182	4,463	3,820	3,897	3,935	3,976	4,055	4,136	4,219	4,304	4,389
Pres	OP:	830	754									
	OT:	4,379	4,543	3,802	3,882	3,927	3,967	4,040	4,120	4,202	4,287	4,372
Reest -	BA:	0	201	-534	-563	-633	-704	-737	-774	-809	-847	-885
Mar15	OP:	0	0									
	OT:	0	171	-433	-524	-614	-690	-728	-767	-801	-839	-877
Reest -	BA:	0	0	0	0	0	0	0	0	0	0	0
Orig	OP:	-245	-56									
	OT:	-323	-51	99	33	5	0	1	-1	0	-1	-1



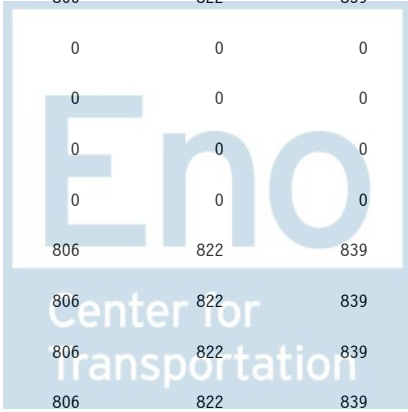
Sorted by FUNC, SFUN, TID, SUB
 (amounts in millions)

		2015	2016	2017	2018	2019	2020	2021	2022	2023	2024	2025
HEALTH (550)												
075 0390 0 1 551 BA01 36 92 10 N												
Federal Fund												
Mandatory IHS Diabetes Funds												
Pres 16	BA:	147	0	0	0	0	0	0	0	0	0	0
Reest	OP:	90	75									
	OT:	140	75	22	0	0	0	0	0	0	0	0
Mar 15	BA:	147	0	0	0	0	0	0	0	0	0	0
Base	OP:	90	75									
	OT:	140	75	22	0	0	0	0	0	0	0	0
Orig	BA:	150	0	0	0	0	0	0	0	0	0	0
Pres	OP:	0	6									
	OT:	144	6	0	0	0	0	0	0	0	0	0
Reest -	BA:	0	0	0	0	0	0	0	0	0	0	0
Mar15	OP:	0	0									
	OT:	0	0	0	0	0	0	0	0	0	0	0
Reest -	BA:	-3	0	0	0	0	0	0	0	0	0	0
Orig	OP:	90	69									
	OT:	-4	69	22	0	0	0	0	0	0	0	0
075 0390 0 1 551 EA01 36 92 10												
Proposed Legislation												
Extend Special Diabetes Grants - IHS												
Pres 16	BA:	0	150	150	150	0	0	0	0	0	0	0
Reest	OP:	0	0									
	OT:	0	53	105	135	97	45	15	0	0	0	0
Mar 15	BA:	0	0	0	0	0	0	0	0	0	0	0
Base	OP:	0	0									
	OT:	0	0	0	0	0	0	0	0	0	0	0
Orig	BA:	0	150	219	330	340	0	0	0	0	0	0
Pres	OP:	0	0									
	OT:	0	144	219	330	346	0	0	0	0	0	0
Reest -	BA:	0	150	150	150	0	0	0	0	0	0	0
Mar15	OP:	0	0									
	OT:	0	53	105	135	97	45	15	0	0	0	0
Reest -	BA:	0	0	-69	-180	-340	0	0	0	0	0	0
Orig	OP:	0	0									
	OT:	0	-91	-114	-195	-249	45	15	0	0	0	0



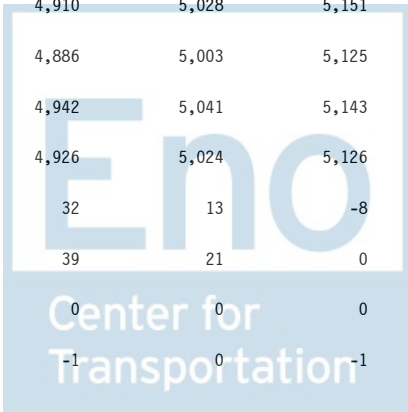
Sorted by FUNC, SFUN, TID, SUB
 (amounts in millions)

		2015	2016	2017	2018	2019	2020	2021	2022	2023	2024	2025
HEALTH (550)												
075 0390 0 1 551 EA04 36 92 10												
Proposed Legislation												
Pres 16	BA:	0	0	69	180	340	0	0	0	0	0	0
Reest	OP:	0	0									
	OT:	0	0	69	180	340	0	0	0	0	0	0
Mar 15	BA:	0	0	0	0	0	0	0	0	0	0	0
Base	OP:	0	0									
	OT:	0	0	0	0	0	0	0	0	0	0	0
Orig	BA:	0	0	0	0	0	0	0	0	0	0	0
Pres	OP:	0	0									
	OT:	0	0	0	0	0	0	0	0	0	0	0
Reest -	BA:	0	0	69	180	340	0	0	0	0	0	0
Mar15	OP:	0	0									
	OT:	0	0	69	180	340	0	0	0	0	0	0
Reest -	BA:	0	0	69	180	340	0	0	0	0	0	0
Orig	OP:	0	0									
	OT:	0	0	69	180	340	0	0	0	0	0	0
075 0390 0 1 551 EA05 36 92 10												
Proposed Legislation												
Mandatory IHS contract support costs												
Pres 16	BA:	0	0	731	745	760	775	790	806	822	839	856
Reest	OP:	0	0									
	OT:	0	0	731	745	760	775	790	806	822	839	856
Mar 15	BA:	0	0	0	0	0	0	0	0	0	0	0
Base	OP:	0	0									
	OT:	0	0	0	0	0	0	0	0	0	0	0
Orig	BA:	0	0	0	0	0	0	0	0	0	0	0
Pres	OP:	0	0									
	OT:	0	0	0	0	0	0	0	0	0	0	0
Reest -	BA:	0	0	731	745	760	775	790	806	822	839	856
Mar15	OP:	0	0									
	OT:	0	0	731	745	760	775	790	806	822	839	856
Reest -	BA:	0	0	731	745	760	775	790	806	822	839	856
Orig	OP:	0	0									
	OT:	0	0	731	745	760	775	790	806	822	839	856




Sorted by FUNC, SFUN, TID, SUB
 (amounts in millions)

		2015	2016	2017	2018	2019	2020	2021	2022	2023	2024	2025
HEALTH (550)												
075 0390 0 1 551 EE01 99 99 10												
Non-scoreable secondary effect												
Pres 16	BA:	0	0	0	0	0	0	0	0	0	0	0
Reest	OP:	0	0									
	OT:	0	0	0	0	0	0	0	0	0	0	0
Mar 15	BA:	0	0	0	0	0	0	0	0	0	0	0
Base	OP:	0	0									
	OT:	0	0	0	0	0	0	0	0	0	0	0
Orig	BA:	0	0	731	745	760	775	790	806	822	839	856
Pres	OP:	0	0									
	OT:	0	0	731	745	760	775	790	806	822	839	856
Reest -	BA:	0	0	0	0	0	0	0	0	0	0	0
Mar15	OP:	0	0									
	OT:	0	0	0	0	0	0	0	0	0	0	0
Reest -	BA:	0	0	-731	-745	-760	-775	-790	-806	-822	-839	-856
Orig	OP:	0	0									
	OT:	0	0	-731	-745	-760	-775	-790	-806	-822	-839	-856
Account Total for Indian Health Services												
Pres 16	BA:	4,329	4,613	4,770	4,972	5,035	4,751	4,845	4,942	5,041	5,143	5,245
Reest	OP:	675	773									
	OT:	4,196	4,620	4,828	4,975	5,129	4,787	4,846	4,925	5,024	5,125	5,227
Mar 15	BA:	4,329	4,262	4,354	4,460	4,568	4,680	4,792	4,910	5,028	5,151	5,274
Base	OP:	675	773									
	OT:	4,196	4,396	4,356	4,439	4,546	4,657	4,769	4,886	5,003	5,125	5,248
Orig	BA:	4,332	4,613	4,770	4,972	5,035	4,751	4,845	4,942	5,041	5,143	5,245
Pres	OP:	830	760									
	OT:	4,523	4,693	4,752	4,957	5,033	4,742	4,830	4,926	5,024	5,126	5,228
Reest -	BA:	0	351	416	512	467	71	53	32	13	-8	-29
Mar15	OP:	0	0									
	OT:	0	224	472	536	583	130	77	39	21	0	-21
Reest -	BA:	-3	0	0	0	0	0	0	0	0	0	0
Orig	OP:	-155	13									
	OT:	-327	-73	76	18	96	45	16	-1	0	-1	-1




Sorted by FUNC, SFUN, TID, SUB
 (amounts in millions)

		2015	2016	2017	2018	2019	2020	2021	2022	2023	2024	2025
HEALTH (550)												
Indian health facilities												
075 0391 0 1 551 AA01 IN IN 03 0												
Appropriation												
Pres 16	BA:	460	640	653	666	673	679	693	707	721	735	750
Reest	OP:	238	233									
	OT:	468	553	601	635	651	666	677	689	702	716	730
Mar 15	BA:	460	469	480	492	504	517	530	544	557	572	586
Base	OP:	238	233									
	OT:	468	468	471	479	489	501	514	527	540	554	568
Orig	BA:	460	640	653	666	673	679	693	707	721	735	750
Pres	OP:	341	344									
	OT:	479	536	589	626	662	671	680	692	705	718	733
Reest -	BA:	0	171	173	174	169	162	163	163	164	163	164
Mar15	OP:	0	0									
	OT:	0	85	130	156	162	165	163	162	162	162	162
Reest -	BA:	0	0	0	0	0	0	0	0	0	0	0
Orig	OP:	-103	-111									
	OT:	-11	17	12	9	-11	-5	-3	-3	-3	-2	-3
075 0391 0 1 551 BA01 36 92 10 N												
Federal Fund												
Operation of Quaters												
Pres 16	BA:	8	8	8	8	8	8	8	8	8	8	8
Reest	OP:	0	0									
	OT:	8	8	8	8	8	8	8	8	8	8	8
Mar 15	BA:	8	8	8	8	8	8	8	8	8	8	8
Base	OP:	0	0									
	OT:	8	8	8	8	8	8	8	8	8	8	8
Orig	BA:	8	8	8	8	8	8	8	8	8	8	8
Pres	OP:	0	0									
	OT:	8	8	8	8	8	8	8	8	8	8	8
Reest -	BA:	0	0	0	0	0	0	0	0	0	0	0
Mar15	OP:	0	0									
	OT:	0	0	0	0	0	0	0	0	0	0	0
Reest -	BA:	0	0	0	0	0	0	0	0	0	0	0
Orig	OP:	0	0									
	OT:	0	0	0	0	0	0	0	0	0	0	0



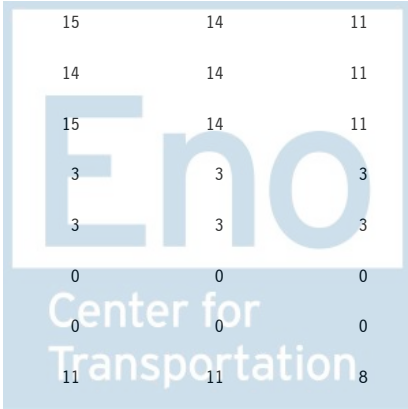
Sorted by FUNC, SFUN, TID, SUB
 (amounts in millions)

		2015	2016	2017	2018	2019	2020	2021	2022	2023	2024	2025
HEALTH (550)												
Account Total for Indian health facilities												
Pres 16	BA:	468	648	661	674	681	687	701	715	729	743	758
Reest	OP:	238	233									
	OT:	476	561	609	643	659	674	685	697	710	724	738
Mar 15	BA:	468	477	488	500	512	525	538	552	565	580	594
Base	OP:	238	233									
	OT:	476	476	479	487	497	509	522	535	548	562	576
Orig	BA:	468	648	661	674	681	687	701	715	729	743	758
Pres	OP:	341	344									
	OT:	487	544	597	634	670	679	688	700	713	726	741
Reest -	BA:	0	171	173	174	169	162	163	163	164	163	164
Mar15	OP:	0	0									
	OT:	0	85	130	156	162	165	163	162	162	162	162
Reest -	BA:	0	0	0	0	0	0	0	0	0	0	0
Orig	OP:	-103	-111									
	OT:	-11	17	12	9	-11	-5	-3	-3	-3	-2	-3
Centers for Medicare and Medicaid Services												
Medicare Health Information Technology Incentive Payments, Recov												
075 0508 0 1 551 AA01 30 87 10												
Appropriation												
Pres 16	BA:	0	0	0	0	0	0	0	0	0	0	0
Reest	OP:	0	0									
	OT:	0	0	0	0	0	0	0	0	0	0	0
Mar 15	BA:	0	0	0	0	0	0	0	0	0	0	0
Base	OP:	0	0									
	OT:	0	0	0	0	0	0	0	0	0	0	0
Orig	BA:	0	0	0	0	0	0	0	0	0	0	0
Pres	OP:	450	240									
	OT:	0	0	0	0	0	0	0	0	0	0	0
Reest -	BA:	0	0	0	0	0	0	0	0	0	0	0
Mar15	OP:	0	0									
	OT:	0	0	0	0	0	0	0	0	0	0	0
Reest -	BA:	0	0	0	0	0	0	0	0	0	0	0
Orig	OP:	-450	-240									
	OT:	0	0	0	0	0	0	0	0	0	0	0




Sorted by FUNC, SFUN, TID, SUB
 (amounts in millions)

		2015	2016	2017	2018	2019	2020	2021	2022	2023	2024	2025
HEALTH (550)												
Program management												
075 0511 0 1 551 AA01 LA LA 03												
Appropriation												
Pres 16	BA:	0	0	0	0	0	0	0	1	0	0	0
Reest	OP:	0	0									
	OT:	0	0	0	0	0	0	0	0	0	0	0
Mar 15	BA:	0	0	0	0	0	0	0	0	0	0	0
Base	OP:	0	0									
	OT:	0	0	0	0	0	0	0	0	0	0	0
Orig	BA:	0	0	0	0	0	0	0	1	0	0	0
Pres	OP:	0	0									
	OT:	0	0	0	0	0	0	0	1	0	0	0
Reest -	BA:	0	0	0	0	0	0	0	1	0	0	0
Mar15	OP:	0	0									
	OT:	0	0	0	0	0	0	0	0	0	0	0
Reest -	BA:	0	0	0	0	0	0	0	0	0	0	0
Orig	OP:	0	0									
	OT:	0	0	0	0	0	0	0	-1	0	0	0
075 0511 0 1 551 BA01 30 87 10 N												
Federal Fund												
Non-ARRA Provisions												
Pres 16	BA:	186	30	30	28	32	19	19	14	14	11	11
Reest	OP:	0	0									
	OT:	230	161	73	36	31	22	19	15	14	11	11
Mar 15	BA:	186	30	30	28	32	19	19	14	14	11	11
Base	OP:	0	0									
	OT:	230	161	73	36	31	22	19	15	14	11	11
Orig	BA:	-87	76	3	3	3	3	3	3	3	3	3
Pres	OP:	437	132									
	OT:	474	208	70	61	57	28	17	3	3	3	0
Reest -	BA:	0	0	0	0	0	0	0	0	0	0	0
Mar15	OP:	0	0									
	OT:	0	0	0	0	0	0	0	0	0	0	0
Reest -	BA:	273	-46	27	25	29	16	16	11	11	8	8
Orig	OP:	-437	-132									
	OT:	-244	-47	3	-25	-26	-6	2	12	11	8	11




Sorted by FUNC, SFUN, TID, SUB
 (amounts in millions)

		2015	2016	2017	2018	2019	2020	2021	2022	2023	2024	2025
HEALTH (550)												
075 0511 0 1 551 BA02 30 87 10 N												
Federal Fund												
PPHF Transfer												
Pres 16	BA:	0	0	0	0	0	0	0	0	0	0	0
Reest	OP:	27	0									
	OT:	27	0	0	0	0	0	0	0	0	0	0
Mar 15	BA:	0	0	0	0	0	0	0	0	0	0	0
Base	OP:	27	0									
	OT:	27	0	0	0	0	0	0	0	0	0	0
Orig	BA:	0	0	0	0	0	0	0	0	0	0	0
Pres	OP:	0	0									
	OT:	0	0	0	0	0	0	0	0	0	0	0
Reest -	BA:	0	0	0	0	0	0	0	0	0	0	0
Mar15	OP:	0	0									
	OT:	0	0	0	0	0	0	0	0	0	0	0
Reest -	BA:	0	0	0	0	0	0	0	0	0	0	0
Orig	OP:	27	0									
	OT:	27	0	0	0	0	0	0	0	0	0	0
075 0511 0 1 551 BA06 30 87 10 N STIM09												
Federal Fund												
ARRA Medicare/Medicaid Admin Health IT Funding												
Pres 16	BA:	130	65	0	0	0	0	0	0	0	0	0
Reest	OP:	0	0									
	OT:	126	122	123	58	2	0	0	0	0	0	0
Mar 15	BA:	130	65	0	0	0	0	0	0	0	0	0
Base	OP:	0	0									
	OT:	126	122	123	58	2	0	0	0	0	0	0
Orig	BA:	140	65	0	0	0	0	0	0	0	0	0
Pres	OP:	139	100									
	OT:	139	100	94	46	26	13	13	13	13	13	11
Reest -	BA:	0	0	0	0	0	0	0	0	0	0	0
Mar15	OP:	0	0									
	OT:	0	0	0	0	0	0	0	0	0	0	0
Reest -	BA:	-10	0	0	0	0	0	0	0	0	0	0
Orig	OP:	-139	-100									
	OT:	-13	22	29	12	-24	-13	-13	-13	-13	-13	-11



Sorted by FUNC, SFUN, TID, SUB
 (amounts in millions)

		2015	2016	2017	2018	2019	2020	2021	2022	2023	2024	2025
HEALTH (550)												
075 0511 0 1 551 BS01 30 87 10 A												
Sequester												
Pres 16	BA:	-154	0	0	0	0	0	0	0	0	0	0
Reest	OP:	0	0									
	OT:	0	0	0	0	0	0	0	0	0	0	0
Mar 15	BA:	-154	-164	0	0	0	0	0	0	0	0	0
Base	OP:	0	0									
	OT:	0	0	0	0	0	0	0	0	0	0	0
Orig	BA:	0	0	0	0	0	0	0	0	0	0	0
Pres	OP:	0	0									
	OT:	0	0	0	0	0	0	0	0	0	0	0
Reest -	BA:	0	164	0	0	0	0	0	0	0	0	0
Mar15	OP:	0	0									
	OT:	0	0	0	0	0	0	0	0	0	0	0
Reest -	BA:	-154	0	0	0	0	0	0	0	0	0	0
Orig	OP:	0	0									
	OT:	0	0	0	0	0	0	0	0	0	0	0
075 0511 0 1 551 EA01 30 87 10												
Proposed Legislation												
Pres 16	BA:	0	400	0	0	0	0	0	0	0	0	0
Reest	OP:	0	0									
	OT:	0	25	250	100	25	0	0	0	0	0	0
Mar 15	BA:	0	0	0	0	0	0	0	0	0	0	0
Base	OP:	0	0									
	OT:	0	0	0	0	0	0	0	0	0	0	0
Orig	BA:	0	400	0	0	0	0	0	0	0	0	0
Pres	OP:	0	0									
	OT:	0	-515	480	285	90	30	30	0	0	0	0
Reest -	BA:	0	400	0	0	0	0	0	0	0	0	0
Mar15	OP:	0	0									
	OT:	0	25	250	100	25	0	0	0	0	0	0
Reest -	BA:	0	0	0	0	0	0	0	0	0	0	0
Orig	OP:	0	0									
	OT:	0	540	-230	-185	-65	-30	-30	0	0	0	0




Sorted by FUNC, SFUN, TID, SUB
 (amounts in millions)

		2015	2016	2017	2018	2019	2020	2021	2022	2023	2024	2025
HEALTH (550)												
075 0511 0 1 551 EA02 30 87 10												
Proposed Legislation												
Pres 16	BA:	0	1	1	1	1	1	1	1	1	1	1
Reest	OP:	0	0									
	OT:	0	1	1	1	1	1	1	1	1	1	1
Mar 15	BA:	0	0	0	0	0	0	0	0	0	0	0
Base	OP:	0	0									
	OT:	0	0	0	0	0	0	0	0	0	0	0
Orig	BA:	0	1	1	1	1	1	1	1	1	1	1
Pres	OP:	0	0									
	OT:	0	1	1	1	1	1	1	1	1	1	1
Reest -	BA:	0	1	1	1	1	1	1	1	1	1	1
Mar15	OP:	0	0									
	OT:	0	1	1	1	1	1	1	1	1	1	1
Reest -	BA:	0	0	0	0	0	0	0	0	0	0	0
Orig	OP:	0	0									
	OT:	0	0	0	0	0	0	0	0	0	0	0
075 0511 0 1 551 EA03 30 87 10												
Proposed Legislation												
Transfer from 570 for implementation of physician payment reform												
Pres 16	BA:	0	-600	0	0	0	0	0	0	0	0	0
Reest	OP:	0	0									
	OT:	0	-600	0	0	0	0	0	0	0	0	0
Mar 15	BA:	0	0	0	0	0	0	0	0	0	0	0
Base	OP:	0	0									
	OT:	0	0	0	0	0	0	0	0	0	0	0
Orig	BA:	0	0	0	0	0	0	0	0	0	0	0
Pres	OP:	0	0									
	OT:	0	0	0	0	0	0	0	0	0	0	0
Reest -	BA:	0	-600	0	0	0	0	0	0	0	0	0
Mar15	OP:	0	0									
	OT:	0	-600	0	0	0	0	0	0	0	0	0
Reest -	BA:	0	-600	0	0	0	0	0	0	0	0	0
Orig	OP:	0	0									
	OT:	0	-600	0	0	0	0	0	0	0	0	0



Sorted by FUNC, SFUN, TID, SUB
 (amounts in millions)

		2015	2016	2017	2018	2019	2020	2021	2022	2023	2024	2025
HEALTH (550)												
075 0511 0 1 551 EA05 30 87 10												
Proposed Legislation												
Spending from Physician Payment Reform Implementation \$ from 570												
Pres 16	BA:	0	600	0	0	0	0	0	0	0	0	0
Reest	OP:	0	0									
	OT:	0	60	180	210	90	30	30	0	0	0	0
Mar 15	BA:	0	0	0	0	0	0	0	0	0	0	0
Base	OP:	0	0									
	OT:	0	0	0	0	0	0	0	0	0	0	0
Orig	BA:	0	0	0	0	0	0	0	0	0	0	0
Pres	OP:	0	0									
	OT:	0	0	0	0	0	0	0	0	0	0	0
Reest -	BA:	0	600	0	0	0	0	0	0	0	0	0
Mar15	OP:	0	0									
	OT:	0	60	180	210	90	30	30	0	0	0	0
Reest -	BA:	0	600	0	0	0	0	0	0	0	0	0
Orig	OP:	0	0									
	OT:	0	60	180	210	90	30	30	0	0	0	0
Account Total for Program management												
Pres 16	BA:	162	496	31	29	33	20	20	16	15	12	12
Reest	OP:	27	0									
	OT:	383	-231	627	405	149	53	50	16	15	12	12
Mar 15	BA:	162	-69	30	28	32	19	19	14	14	11	11
Base	OP:	27	0									
	OT:	383	283	196	94	33	22	19	15	14	11	11
Orig	BA:	53	542	4	4	4	4	4	5	4	4	4
Pres	OP:	576	232						18	17	17	12
	OT:	613	-206	645	393	174	72	61	2	1	1	1
Reest -	BA:	0	565	1	1	1	1	1	1	1	1	1
Mar15	OP:	0	0									
	OT:	0	-514	431	311	116	31	31	1	1	1	1
Reest -	BA:	109	-46	27	25	29	16	16	11	11	8	8
Orig	OP:	-549	-232									
	OT:	-230	-25	-18	12	-25	-19	-11	-2	-2	-5	0



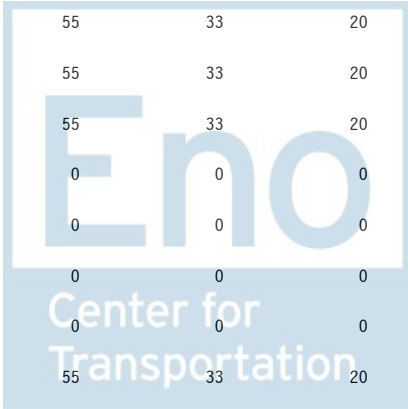
Sorted by FUNC, SFUN, TID, SUB
 (amounts in millions)

		2015	2016	2017	2018	2019	2020	2021	2022	2023	2024	2025
HEALTH (550)												
Grants to States for medicaid												
075 0512 0 1 551 AA01 LA LA 10 N												
Appropriation												
Main Medicaid account												
Pres 16	BA:	341,317	365,708	385,762	403,438	423,065	444,360	467,991	492,886	519,062	546,592	575,561
Reest	OP:	0	0									
	OT:	341,317	365,708	385,762	403,438	423,065	444,360	467,991	492,886	519,062	546,592	575,561
Mar 15	BA:	341,317	365,708	385,762	403,438	423,065	444,360	467,991	492,886	519,062	546,592	575,561
Base	OP:	0	0									
	OT:	341,317	365,708	385,762	403,438	423,065	444,360	467,991	492,886	519,062	546,592	575,561
Orig	BA:	234,609	243,545	254,282	262,309	277,183	290,906	307,150	324,887	344,234	365,359	389,730
Pres	OP:	34,203	0									
	OT:	225,123	231,175	247,963	262,309	277,183	290,906	307,150	324,887	344,234	365,359	389,730
Reest -	BA:	0	0	0	0	0	0	0	0	0	0	0
Mar15	OP:	0	0									
	OT:	0	0	0	0	0	0	0	0	0	0	0
Reest -	BA:	106,708	122,163	131,480	141,129	145,882	153,454	160,841	167,999	174,828	181,233	185,831
Orig	OP:	-34,203	0									
	OT:	116,194	134,533	137,799	141,129	145,882	153,454	160,841	167,999	174,828	181,233	185,831



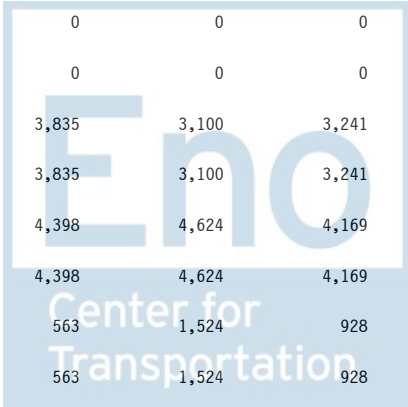
Sorted by FUNC, SFUN, TID, SUB
 (amounts in millions)

		2015	2016	2017	2018	2019	2020	2021	2022	2023	2024	2025
HEALTH (550)												
075 0512 0 1 551 AA03 LA LA 03												
Appropriation												
Medicaid impact of the state dept special immigrant visa proposal												
Pres 16	BA:	0	0	0	0	0	0	0	0	0	0	0
Reest	OP:	0	0									
	OT:	0	0	0	0	0	0	0	0	0	0	0
Mar 15	BA:	0	0	0	0	0	0	0	0	0	0	0
Base	OP:	0	0									
	OT:	0	0	0	0	0	0	0	0	0	0	0
Orig	BA:	0	12	0	0	0	0	0	0	0	0	0
Pres	OP:	0	0									
	OT:	0	12	0	0	0	0	0	0	0	0	0
Reest -	BA:	0	0	0	0	0	0	0	0	0	0	0
Mar15	OP:	0	0									
	OT:	0	0	0	0	0	0	0	0	0	0	0
Reest -	BA:	0	-12	0	0	0	0	0	0	0	0	0
Orig	OP:	0	0									
	OT:	0	-12	0	0	0	0	0	0	0	0	0
075 0512 0 1 551 AA08 LA LA 10 N STIM09												
Appropriation												
HIT - stimulus 09												
Pres 16	BA:	1,950	1,170	702	421	253	152	91	55	33	20	12
Reest	OP:	0	0									
	OT:	1,950	1,170	702	421	253	152	91	55	33	20	12
Mar 15	BA:	1,950	1,170	702	421	253	152	91	55	33	20	12
Base	OP:	0	0									
	OT:	1,950	1,170	702	421	253	152	91	55	33	20	12
Orig	BA:	0	0	0	0	0	0	0	0	0	0	0
Pres	OP:	0	0									
	OT:	0	0	0	0	0	0	0	0	0	0	0
Reest -	BA:	0	0	0	0	0	0	0	0	0	0	0
Mar15	OP:	0	0									
	OT:	0	0	0	0	0	0	0	0	0	0	0
Reest -	BA:	1,950	1,170	702	421	253	152	91	55	33	20	12
Orig	OP:	0	0									
	OT:	1,950	1,170	702	421	253	152	91	55	33	20	12



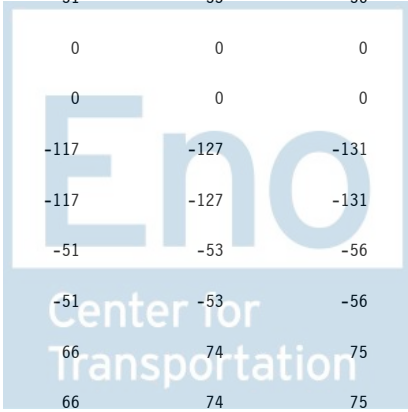
Sorted by FUNC, SFUN, TID, SUB
 (amounts in millions)

		2015	2016	2017	2018	2019	2020	2021	2022	2023	2024	2025
HEALTH (550)												
075 0512 0 1 551 AD01 LA LA 10												
Advance Appropriation												
Pres 16	BA:	0	0	0	0	0	0	0	0	0	0	0
Reest	OP:	0	0	0	0	0	0	0	0	0	0	0
	OT:	0	0	0	0	0	0	0	0	0	0	0
Mar 15	BA:	0	0	0	0	0	0	0	0	0	0	0
Base	OP:	0	0	0	0	0	0	0	0	0	0	0
	OT:	0	0	0	0	0	0	0	0	0	0	0
Orig	BA:	103,472	113,272	115,583	119,231	125,992	132,230	139,614	147,676	156,470	166,072	177,150
Pres	OP:	0	0	0	0	0	0	0	0	0	0	0
	OT:	103,472	113,272	115,583	119,231	125,992	132,230	139,614	147,676	156,470	166,072	177,150
Reest -	BA:	0	0	0	0	0	0	0	0	0	0	0
Mar15	OP:	0	0	0	0	0	0	0	0	0	0	0
	OT:	0	0	0	0	0	0	0	0	0	0	0
Reest -	BA:	-103,472	-113,272	-115,583	-119,231	-125,992	-132,230	-139,614	-147,676	-156,470	-166,072	-177,150
Orig	OP:	0	0	0	0	0	0	0	0	0	0	0
	OT:	-103,472	-113,272	-115,583	-119,231	-125,992	-132,230	-139,614	-147,676	-156,470	-166,072	-177,150
075 0512 0 1 551 EA01 30 78 10												
Proposed Legislation												
Pres 16	BA:	3,882	5,511	-5	-610	290	2,624	3,929	4,398	4,624	4,169	3,428
Reest	OP:	0	0	0	0	0	0	0	0	0	0	0
	OT:	3,882	5,511	-5	-610	290	2,624	3,929	4,398	4,624	4,169	3,428
Mar 15	BA:	0	0	0	0	0	0	0	0	0	0	0
Base	OP:	0	0	0	0	0	0	0	0	0	0	0
	OT:	0	0	0	0	0	0	0	0	0	0	0
Orig	BA:	4,855	7,256	866	749	677	3,407	3,611	3,835	3,100	3,241	85
Pres	OP:	0	0	0	0	0	0	0	0	0	0	0
	OT:	4,855	7,256	866	749	677	3,407	3,611	3,835	3,100	3,241	85
Reest -	BA:	3,882	5,511	-5	-610	290	2,624	3,929	4,398	4,624	4,169	3,428
Mar15	OP:	0	0	0	0	0	0	0	0	0	0	0
	OT:	3,882	5,511	-5	-610	290	2,624	3,929	4,398	4,624	4,169	3,428
Reest -	BA:	-973	-1,745	-871	-1,359	-387	-783	318	563	1,524	928	3,343
Orig	OP:	0	0	0	0	0	0	0	0	0	0	0
	OT:	-973	-1,745	-871	-1,359	-387	-783	318	563	1,524	928	3,343



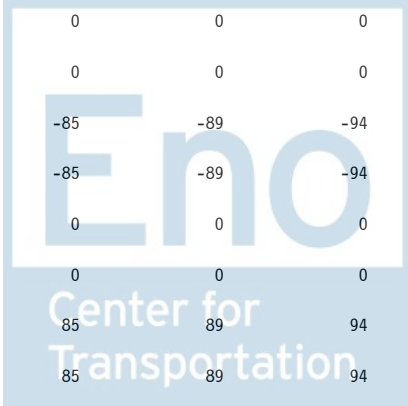
Sorted by FUNC, SFUN, TID, SUB
 (amounts in millions)

		2015	2016	2017	2018	2019	2020	2021	2022	2023	2024	2025
HEALTH (550)												
075 0512 0 1 551 EA11 30 78 10												
Proposed Legislation												
Pres 16	BA:	0	0	0	0	0	0	0	0	0	0	0
Reest	OP:	0	0									
	OT:	0	0	0	0	0	0	0	0	0	0	0
Mar 15	BA:	0	0	0	0	0	0	0	0	0	0	0
Base	OP:	0	0									
	OT:	0	0	0	0	0	0	0	0	0	0	0
Orig	BA:	0	11	12	0	0	0	0	0	0	0	0
Pres	OP:	0	0									
	OT:	0	11	12	0	0	0	0	0	0	0	0
Reest -	BA:	0	0	0	0	0	0	0	0	0	0	0
Mar15	OP:	0	0									
	OT:	0	0	0	0	0	0	0	0	0	0	0
Reest -	BA:	0	-11	-12	0	0	0	0	0	0	0	0
Orig	OP:	0	0									
	OT:	0	-11	-12	0	0	0	0	0	0	0	0
075 0512 0 1 551 EE01 XX XX 10												
Non-scoreable secondary effect												
Medicaid Non-Scoreable - ALL												
Pres 16	BA:	0	0	-9	-17	-26	-36	-48	-51	-53	-56	-59
Reest	OP:	0	0									
	OT:	0	0	-9	-17	-26	-36	-48	-51	-53	-56	-59
Mar 15	BA:	0	0	0	0	0	0	0	0	0	0	0
Base	OP:	0	0									
	OT:	0	0	0	0	0	0	0	0	0	0	0
Orig	BA:	0	53	44	54	53	43	-115	-117	-127	-131	-143
Pres	OP:	0	0									
	OT:	0	53	44	54	53	43	-115	-117	-127	-131	-143
Reest -	BA:	0	0	-9	-17	-26	-36	-48	-51	-53	-56	-59
Mar15	OP:	0	0									
	OT:	0	0	-9	-17	-26	-36	-48	-51	-53	-56	-59
Reest -	BA:	0	-53	-53	-71	-79	-79	67	66	74	75	84
Orig	OP:	0	0									
	OT:	0	-53	-53	-71	-79	-79	67	66	74	75	84



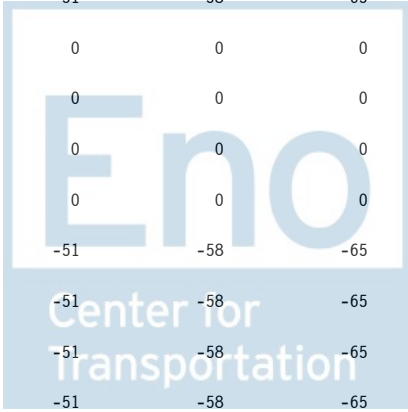
Sorted by FUNC, SFUN, TID, SUB
 (amounts in millions)

		2015	2016	2017	2018	2019	2020	2021	2022	2023	2024	2025
HEALTH (550)												
075 0512 0 1 551 EE02 XX XX 10												
Non-scoreable secondary effect												
Pres 16	BA:	0	0	0	0	0	0	0	0	0	0	0
Reest	OP:	0	0									
	OT:	0	0	0	0	0	0	0	0	0	0	0
Mar 15	BA:	0	0	0	0	0	0	0	0	0	0	0
Base	OP:	0	0									
	OT:	0	0	0	0	0	0	0	0	0	0	0
Orig	BA:	0	1	6	-2	-4	-1	4	4	4	4	4
Pres	OP:	0	0									
	OT:	0	1	6	-2	-4	-1	4	4	4	4	4
Reest -	BA:	0	0	0	0	0	0	0	0	0	0	0
Mar15	OP:	0	0									
	OT:	0	0	0	0	0	0	0	0	0	0	0
Reest -	BA:	0	-1	-6	2	4	1	-4	-4	-4	-4	-4
Orig	OP:	0	0									
	OT:	0	-1	-6	2	4	1	-4	-4	-4	-4	-4
075 0512 0 1 551 EE03 XX XX 10												
Non-scoreable secondary effect												
Pres 16	BA:	0	0	0	0	0	0	0	0	0	0	0
Reest	OP:	0	0									
	OT:	0	0	0	0	0	0	0	0	0	0	0
Mar 15	BA:	0	0	0	0	0	0	0	0	0	0	0
Base	OP:	0	0									
	OT:	0	0	0	0	0	0	0	0	0	0	0
Orig	BA:	0	0	-3	-16	-33	-53	-69	-85	-89	-94	-96
Pres	OP:	0	0									
	OT:	0	0	-3	-16	-33	-53	-69	-85	-89	-94	-96
Reest -	BA:	0	0	0	0	0	0	0	0	0	0	0
Mar15	OP:	0	0									
	OT:	0	0	0	0	0	0	0	0	0	0	0
Reest -	BA:	0	0	3	16	33	53	69	85	89	94	96
Orig	OP:	0	0									
	OT:	0	0	3	16	33	53	69	85	89	94	96




Sorted by FUNC, SFUN, TID, SUB
 (amounts in millions)

		2015	2016	2017	2018	2019	2020	2021	2022	2023	2024	2025
HEALTH (550)												
075 0512 0 1 551 EE04 XX XX 10												
Non-scoreable secondary effect												
Pres 16	BA:	0	0	0	0	0	0	0	0	0	0	0
Reest	OP:	0	0									
	OT:	0	0	0	0	0	0	0	0	0	0	0
Mar 15	BA:	0	0	0	0	0	0	0	0	0	0	0
Base	OP:	0	0									
	OT:	0	0	0	0	0	0	0	0	0	0	0
Orig	BA:	-370	-775	-200	0	0	0	0	0	0	0	0
Pres	OP:	0	0									
	OT:	-370	-775	-200	0	0	0	0	0	0	0	0
Reest -	BA:	0	0	0	0	0	0	0	0	0	0	0
Mar15	OP:	0	0									
	OT:	0	0	0	0	0	0	0	0	0	0	0
Reest -	BA:	370	775	200	0	0	0	0	0	0	0	0
Orig	OP:	0	0									
	OT:	370	775	200	0	0	0	0	0	0	0	0
075 0512 0 1 551 EE07 30 78 10												
Non-scoreable secondary effect												
Effect of increased funding for the Medicaid Integrity Program												
Pres 16	BA:	0	-4	-10	-18	-28	-36	-43	-51	-58	-65	-73
Reest	OP:	0	0									
	OT:	0	-4	-10	-18	-28	-36	-43	-51	-58	-65	-73
Mar 15	BA:	0	0	0	0	0	0	0	0	0	0	0
Base	OP:	0	0									
	OT:	0	0	0	0	0	0	0	0	0	0	0
Orig	BA:	0	0	0	0	0	0	0	0	0	0	0
Pres	OP:	0	0									
	OT:	0	0	0	0	0	0	0	0	0	0	0
Reest -	BA:	0	-4	-10	-18	-28	-36	-43	-51	-58	-65	-73
Mar15	OP:	0	0									
	OT:	0	-4	-10	-18	-28	-36	-43	-51	-58	-65	-73
Reest -	BA:	0	-4	-10	-18	-28	-36	-43	-51	-58	-65	-73
Orig	OP:	0	0									
	OT:	0	-4	-10	-18	-28	-36	-43	-51	-58	-65	-73




Sorted by FUNC, SFUN, TID, SUB
 (amounts in millions)

		2015	2016	2017	2018	2019	2020	2021	2022	2023	2024	2025
HEALTH (550)												
Account Total for Grants to States for medicaid												
Pres 16	BA:	347,149	372,385	386,440	403,214	423,554	447,064	471,920	497,237	523,608	550,660	578,869
Reest	OP:	0	0									
	OT:	347,149	372,385	386,440	403,214	423,554	447,064	471,920	497,237	523,608	550,660	578,869
Mar 15	BA:	343,267	366,878	386,464	403,859	423,318	444,512	468,082	492,941	519,095	546,612	575,573
Base	OP:	0	0									
	OT:	343,267	366,878	386,464	403,859	423,318	444,512	468,082	492,941	519,095	546,612	575,573
Orig	BA:	342,566	363,375	370,590	382,325	403,868	426,532	450,195	476,200	503,592	534,451	566,730
Pres	OP:	34,203	0									
	OT:	333,080	351,005	364,271	382,325	403,868	426,532	450,195	476,200	503,592	534,451	566,730
Reest -	BA:	3,882	5,507	-24	-645	236	2,552	3,838	4,296	4,513	4,048	3,296
Mar15	OP:	0	0									
	OT:	3,882	5,507	-24	-645	236	2,552	3,838	4,296	4,513	4,048	3,296
Reest -	BA:	4,583	9,010	15,850	20,889	19,686	20,532	21,725	21,037	20,016	16,209	12,139
Orig	OP:	-34,203	0									
	OT:	14,069	21,380	22,169	20,889	19,686	20,532	21,725	21,037	20,016	16,209	12,139
Children's Health Insurance Fund												
075 0515 0 1 551 AA01 LA LA 03 CH CH												
Appropriation												
Pres 16	BA:	0	-3,330	0	0	0	0	0	0	0	0	0
Reest	OP:	0	0									
	OT:	0	0	0	0	0	0	0	0	0	0	0
Mar 15	BA:	0	0	0	0	0	0	0	0	0	0	0
Base	OP:	0	0									
	OT:	0	0	0	0	0	0	0	0	0	0	0
Orig	BA:	0	-3,330	0	0	0	0	0	0	0	0	0
Pres	OP:	0	0									
	OT:	0	0	0	0	0	0	0	0	0	0	0
Reest -	BA:	0	-3,330	0	0	0	0	0	0	0	0	0
Mar15	OP:	0	0									
	OT:	0	0	0	0	0	0	0	0	0	0	0
Reest -	BA:	0	0	0	0	0	0	0	0	0	0	0
Orig	OP:	0	0									
	OT:	0	0	0	0	0	0	0	0	0	0	0




Sorted by FUNC, SFUN, TID, SUB
 (amounts in millions)

		2015	2016	2017	2018	2019	2020	2021	2022	2023	2024	2025
HEALTH (550)												
075 0515 0 1 551 BA01 30 78 10 N												
Federal Fund												
Pres 16	BA:	21,061	0	0	0	0	0	0	0	0	0	0
Reest	OP:	5,471	0									
	OT:	9,672	6,945	15	0	0	0	0	0	0	0	0
Mar 15	BA:	21,061	0	0	0	0	0	0	0	0	0	0
Base	OP:	5,471	0									
	OT:	9,672	6,945	15	0	0	0	0	0	0	0	0
Orig	BA:	14,767	5,700	5,700	5,700	5,700	5,700	5,700	5,700	5,700	5,700	5,700
Pres	OP:	6,458	8,310									
	OT:	10,558	14,010	5,708	5,700	5,700	5,700	5,700	5,700	5,700	5,700	5,700
Reest -	BA:	0	0	0	0	0	0	0	0	0	0	0
Mar15	OP:	0	0									
	OT:	0	0	0	0	0	0	0	0	0	0	0
Reest -	BA:	6,294	-5,700	-5,700	-5,700	-5,700	-5,700	-5,700	-5,700	-5,700	-5,700	-5,700
Orig	OP:	-987	-8,310									
	OT:	-886	-7,065	-5,693	-5,700	-5,700	-5,700	-5,700	-5,700	-5,700	-5,700	-5,700
075 0515 0 1 551 BA02 30 78 10 N STIM09												
Federal Fund												
CHIP CHIMP												
Pres 16	BA:	-6,294	0	0	0	0	0	0	0	0	0	0
Reest	OP:	0	0									
	OT:	0	0	0	0	0	0	0	0	0	0	0
Mar 15	BA:	-6,294	0	0	0	0	0	0	0	0	0	0
Base	OP:	0	0									
	OT:	0	0	0	0	0	0	0	0	0	0	0
Orig	BA:	0	0	0	0	0	0	0	0	0	0	0
Pres	OP:	0	0									
	OT:	0	0	0	0	0	0	0	0	0	0	0
Reest -	BA:	0	0	0	0	0	0	0	0	0	0	0
Mar15	OP:	0	0									
	OT:	0	0	0	0	0	0	0	0	0	0	0
Reest -	BA:	-6,294	0	0	0	0	0	0	0	0	0	0
Orig	OP:	0	0									
	OT:	0	0	0	0	0	0	0	0	0	0	0



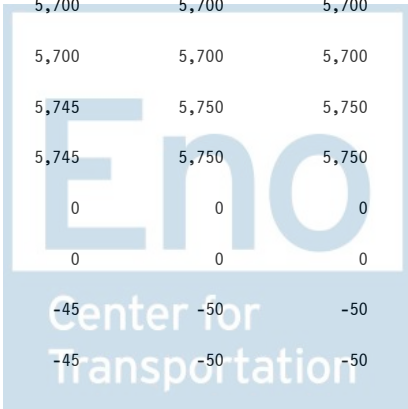
Sorted by FUNC, SFUN, TID, SUB
 (amounts in millions)

		2015	2016	2017	2018	2019	2020	2021	2022	2023	2024	2025
HEALTH (550)												
075 0515 0 1 551 EA01 30 78 10												
Proposed Legislation												
CHIP and ELE Extension												
Pres 16	BA:	0	2,147	8,111	9,468	10,106	3,291	630	0	0	0	0
Reest	OP:	0	0									
	OT:	0	2,147	8,111	9,468	10,106	3,291	630	0	0	0	0
Mar 15	BA:	0	0	0	0	0	0	0	0	0	0	0
Base	OP:	0	0									
	OT:	0	0	0	0	0	0	0	0	0	0	0
Orig	BA:	0	510	10,135	11,310	12,155	390	190	45	50	50	55
Pres	OP:	0	0									
	OT:	0	510	10,135	11,310	12,155	390	190	45	50	50	55
Reest -	BA:	0	2,147	8,111	9,468	10,106	3,291	630	0	0	0	0
Mar15	OP:	0	0									
	OT:	0	2,147	8,111	9,468	10,106	3,291	630	0	0	0	0
Reest -	BA:	0	1,637	-2,024	-1,842	-2,049	2,901	440	-45	-50	-50	-55
Orig	OP:	0	0									
	OT:	0	1,637	-2,024	-1,842	-2,049	2,901	440	-45	-50	-50	-55
075 0515 0 1 551 EA03 30 78 10												
Proposed Legislation												
Extend Transitional Medical Assistance - Interaction												
Pres 16	BA:	0	0	0	0	0	0	0	0	0	0	0
Reest	OP:	0	0									
	OT:	7	-8	2	-1	0	0	0	0	0	0	0
Mar 15	BA:	0	0	0	0	0	0	0	0	0	0	0
Base	OP:	0	0									
	OT:	0	0	0	0	0	0	0	0	0	0	0
Orig	BA:	0	0	0	0	0	0	0	0	0	0	0
Pres	OP:	0	0									
	OT:	0	0	0	0	0	0	0	0	0	0	0
Reest -	BA:	0	0	0	0	0	0	0	0	0	0	0
Mar15	OP:	0	0									
	OT:	7	-8	2	-1	0	0	0	0	0	0	0
Reest -	BA:	0	0	0	0	0	0	0	0	0	0	0
Orig	OP:	0	0									
	OT:	7	-8	2	-1	0	0	0	0	0	0	0



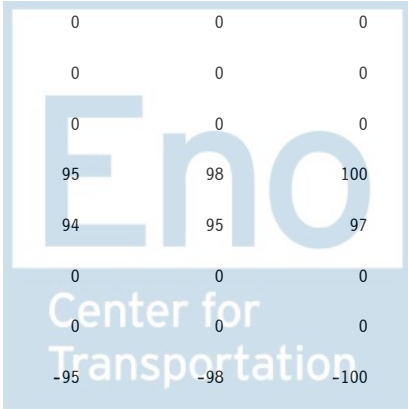
Sorted by FUNC, SFUN, TID, SUB
 (amounts in millions)

		2015	2016	2017	2018	2019	2020	2021	2022	2023	2024	2025
HEALTH (550)												
075 0515 0 1 551 EB01 30 78 10 N												
Legislation assumed in baseline												
Pres 16	BA:	0	5,700	5,700	5,700	5,700	5,700	5,700	5,700	5,700	5,700	5,700
Reest	OP:	0	0									
	OT:	0	4,924	6,476	5,700	5,700	5,700	5,700	5,700	5,700	5,700	5,700
Mar 15	BA:	0	5,700	5,700	5,700	5,700	5,700	5,700	5,700	5,700	5,700	5,700
Base	OP:	0	0									
	OT:	0	4,924	6,476	5,700	5,700	5,700	5,700	5,700	5,700	5,700	5,700
Orig	BA:	0	0	0	0	0	0	0	0	0	0	0
Pres	OP:	0	0									
	OT:	0	0	0	0	0	0	0	0	0	0	0
Reest -	BA:	0	0	0	0	0	0	0	0	0	0	0
Mar15	OP:	0	0									
	OT:	0	0	0	0	0	0	0	0	0	0	0
Reest -	BA:	0	5,700	5,700	5,700	5,700	5,700	5,700	5,700	5,700	5,700	5,700
Orig	OP:	0	0									
	OT:	0	4,924	6,476	5,700	5,700	5,700	5,700	5,700	5,700	5,700	5,700
Account Total for Children's Health Insurance Fund												
Pres 16	BA:	14,767	4,517	13,811	15,168	15,806	8,991	6,330	5,700	5,700	5,700	5,700
Reest	OP:	5,471	0									
	OT:	9,679	14,008	14,604	15,167	15,806	8,991	6,330	5,700	5,700	5,700	5,700
Mar 15	BA:	14,767	5,700	5,700	5,700	5,700	5,700	5,700	5,700	5,700	5,700	5,700
Base	OP:	5,471	0									
	OT:	9,672	11,869	6,491	5,700	5,700	5,700	5,700	5,700	5,700	5,700	5,700
Orig	BA:	14,767	2,880	15,835	17,010	17,855	6,090	5,890	5,745	5,750	5,750	5,755
Pres	OP:	6,458	8,310									
	OT:	10,558	14,520	15,843	17,010	17,855	6,090	5,890	5,745	5,750	5,750	5,755
Reest -	BA:	0	-1,183	8,111	9,468	10,106	3,291	630	0	0	0	0
Mar15	OP:	0	0									
	OT:	7	2,139	8,113	9,467	10,106	3,291	630	0	0	0	0
Reest -	BA:	0	1,637	-2,024	-1,842	-2,049	2,901	440	-45	-50	-50	-55
Orig	OP:	-987	-8,310									
	OT:	-879	-512	-1,239	-1,843	-2,049	2,901	440	-45	-50	-50	-55



Sorted by FUNC, SFUN, TID, SUB
 (amounts in millions)

		2015	2016	2017	2018	2019	2020	2021	2022	2023	2024	2025
HEALTH (550)												
State grants and demonstrations												
075 0516 0 1 551 AA02 LA LA 10												
Appropriation												
Pres 16	BA:	0	0	0	0	0	0	0	0	0	0	0
Reest	OP:	0	0									
	OT:	0	0	0	0	0	0	0	0	0	0	0
Mar 15	BA:	0	0	0	0	0	0	0	0	0	0	0
Base	OP:	0	0									
	OT:	0	0	0	0	0	0	0	0	0	0	0
Orig	BA:	0	0	0	0	0	0	0	0	0	0	0
Pres	OP:	1	1									
	OT:	1	1	0	0	0	0	0	0	0	0	0
Reest -	BA:	0	0	0	0	0	0	0	0	0	0	0
Mar15	OP:	0	0									
	OT:	0	0	0	0	0	0	0	0	0	0	0
Reest -	BA:	0	0	0	0	0	0	0	0	0	0	0
Orig	OP:	-1	-1									
	OT:	-1	-1	0	0	0	0	0	0	0	0	0
075 0516 0 1 551 BA01 30 78 10 N												
Federal Fund												
State Grants & Demonstration Programs												
Pres 16	BA:	450	450	0	0	0	0	0	0	0	0	0
Reest	OP:	447	393									
	OT:	447	407	402	412	413	386	0	0	0	0	0
Mar 15	BA:	450	450	0	0	0	0	0	0	0	0	0
Base	OP:	447	393									
	OT:	447	407	402	412	413	386	0	0	0	0	0
Orig	BA:	494	559	85	87	89	91	93	95	98	100	102
Pres	OP:	442	545									
	OT:	571	592	537	520	521	443	147	94	95	97	99
Reest -	BA:	0	0	0	0	0	0	0	0	0	0	0
Mar15	OP:	0	0									
	OT:	0	0	0	0	0	0	0	0	0	0	0
Reest -	BA:	-44	-109	-85	-87	-89	-91	-93	-95	-98	-100	-102
Orig	OP:	5	-152									
	OT:	-124	-185	-135	-108	-108	-57	-147	-94	-95	-97	-99




Sorted by FUNC, SFUN, TID, SUB
 (amounts in millions)

		2015	2016	2017	2018	2019	2020	2021	2022	2023	2024	2025
HEALTH (550)												
075 0516 0 1 551 BB01 30 78 10 N												
Trust Fund												
Medicaid Integrity Program												
Pres 16	BA:	78	84	86	88	90	92	94	97	99	102	104
Reest	OP:	8	0									
	OT:	70	75	85	87	89	92	94	96	98	101	103
Mar 15	BA:	78	84	86	88	90	92	94	97	99	102	104
Base	OP:	8	0									
	OT:	70	75	85	87	89	92	94	96	98	101	103
Orig	BA:	0	0	0	0	0	0	0	0	0	0	0
Pres	OP:	0	0									
	OT:	0	0	0	0	0	0	0	0	0	0	0
Reest -	BA:	0	0	0	0	0	0	0	0	0	0	0
Mar15	OP:	0	0									
	OT:	0	0	0	0	0	0	0	0	0	0	0
Reest -	BA:	78	84	86	88	90	92	94	97	99	102	104
Orig	OP:	8	0									
	OT:	70	75	85	87	89	92	94	96	98	101	103
075 0516 0 1 551 BS01 30 78 10 A												
Sequester												
Pres 16	BA:	-34	0	0	0	0	0	0	0	0	0	0
Reest	OP:	-3	-13									
	OT:	-3	-13	-20	-20	-10	0	0	0	0	0	0
Mar 15	BA:	-34	-38	0	0	0	0	0	0	0	0	0
Base	OP:	-3	-13									
	OT:	-3	-13	-24	-32	-22	-11	0	0	0	0	0
Orig	BA:	0	0	0	0	0	0	0	0	0	0	0
Pres	OP:	0	0									
	OT:	0	0	0	0	0	0	0	0	0	0	0
Reest -	BA:	0	38	0	0	0	0	0	0	0	0	0
Mar15	OP:	0	0									
	OT:	0	0	4	12	12	11	0	0	0	0	0
Reest -	BA:	-34	0	0	0	0	0	0	0	0	0	0
Orig	OP:	-3	-13									
	OT:	-3	-13	-20	-20	-10	0	0	0	0	0	0



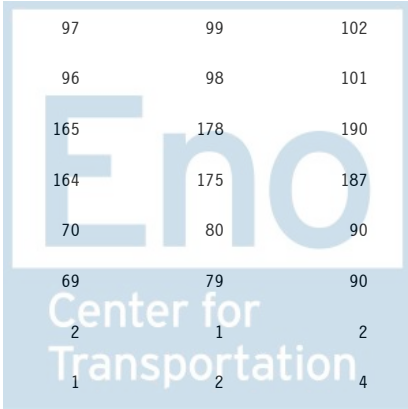
Sorted by FUNC, SFUN, TID, SUB
 (amounts in millions)

		2015	2016	2017	2018	2019	2020	2021	2022	2023	2024	2025
HEALTH (550)												
075 0516 0 1 551 EA01 30 78 10												
Proposed Legislation												
Extend and Improve the Money Follows the Person Demonstration												
Pres 16	BA:	0	0	0	0	0	0	0	0	0	0	0
Reest	OP:	0	0									
	OT:	0	22	35	45	75	58	0	0	0	0	0
Mar 15	BA:	0	0	0	0	0	0	0	0	0	0	0
Base	OP:	0	0									
	OT:	0	0	0	0	0	0	0	0	0	0	0
Orig	BA:	0	525	30	35	40	50	60	70	80	90	100
Pres	OP:	0	0									
	OT:	0	25	120	130	140	155	170	70	80	90	100
Reest -	BA:	0	0	0	0	0	0	0	0	0	0	0
Mar15	OP:	0	0									
	OT:	0	22	35	45	75	58	0	0	0	0	0
Reest -	BA:	0	-525	-30	-35	-40	-50	-60	-70	-80	-90	-100
Orig	OP:	0	0									
	OT:	0	-3	-85	-85	-65	-97	-170	-70	-80	-90	-100
075 0516 0 1 551 EA02 30 78 10												
Proposed Legislation												
Demonstration to Address Over-Prescription of Psychotropic Drug for Children in												
Pres 16	BA:	0	500	0	0	0	0	0	0	0	0	0
Reest	OP:	0	0									
	OT:	0	0	75	100	125	125	75	0	0	0	0
Mar 15	BA:	0	0	0	0	0	0	0	0	0	0	0
Base	OP:	0	0									
	OT:	0	0	0	0	0	0	0	0	0	0	0
Orig	BA:	0	0	0	0	0	0	0	0	0	0	0
Pres	OP:	0	0									
	OT:	0	0	0	0	0	0	0	0	0	0	0
Reest -	BA:	0	500	0	0	0	0	0	0	0	0	0
Mar15	OP:	0	0									
	OT:	0	0	75	100	125	125	75	0	0	0	0
Reest -	BA:	0	500	0	0	0	0	0	0	0	0	0
Orig	OP:	0	0									
	OT:	0	0	75	100	125	125	75	0	0	0	0



Sorted by FUNC, SFUN, TID, SUB
 (amounts in millions)

		2015	2016	2017	2018	2019	2020	2021	2022	2023	2024	2025
HEALTH (550)												
075 0516 0 1 551 EA03 30 78 10												
Proposed Legislation												
Increased spending for the Medicaid Integrity Program												
Pres 16	BA:	0	25	30	35	40	50	60	70	80	90	100
Reest	OP:	0	0									
	OT:	0	19	26	33	40	49	58	69	79	90	100
Mar 15	BA:	0	0	0	0	0	0	0	0	0	0	0
Base	OP:	0	0									
	OT:	0	0	0	0	0	0	0	0	0	0	0
Orig	BA:	0	0	0	0	0	0	0	0	0	0	0
Pres	OP:	0	0									
	OT:	0	0	0	0	0	0	0	0	0	0	0
Reest -	BA:	0	25	30	35	40	50	60	70	80	90	100
Mar15	OP:	0	0									
	OT:	0	19	26	33	40	49	58	69	79	90	100
Reest -	BA:	0	25	30	35	40	50	60	70	80	90	100
Orig	OP:	0	0									
	OT:	0	19	26	33	40	49	58	69	79	90	100
Account Total for State grants and demonstrations												
Pres 16	BA:	494	1,059	116	123	130	142	154	167	179	192	204
Reest	OP:	452	380									
	OT:	514	510	603	657	732	710	227	165	177	191	203
Mar 15	BA:	494	496	86	88	90	92	94	97	99	102	104
Base	OP:	452	380									
	OT:	514	469	463	467	480	467	94	96	98	101	103
Orig	BA:	494	1,084	115	122	129	141	153	165	178	190	202
Pres	OP:	443	546									
	OT:	572	618	657	650	661	598	317	164	175	187	199
Reest -	BA:	0	563	30	35	40	50	60	70	80	90	100
Mar15	OP:	0	0									
	OT:	0	41	140	190	252	243	133	69	79	90	100
Reest -	BA:	0	-25	1	1	1	1	1	2	1	2	2
Orig	OP:	9	-166									
	OT:	-58	-108	-54	7	71	112	-90	1	2	4	4




Sorted by FUNC, SFUN, TID, SUB
 (amounts in millions)

		2015	2016	2017	2018	2019	2020	2021	2022	2023	2024	2025
HEALTH (550)												
Center for Medicare and Medicaid Innovation												
075 0522 0 1 551 BA01 30 87 10 N												
Federal Fund												
Center for Medicare and Medicaid Innovation												
Pres 16	BA:	0	0	0	0	0	10,000	0	0	0	0	0
Reest	OP:	1,000	0									
	OT:	1,050	1,100	1,150	1,150	1,150	1,150	1,150	1,150	1,150	1,150	1,150
Mar 15	BA:	0	0	0	0	0	10,000	0	0	0	0	0
Base	OP:	1,000	0									
	OT:	1,050	1,100	1,150	1,150	1,150	1,150	1,150	1,150	1,150	1,150	1,150
Orig	BA:	0	0	0	0	0	10,006	0	0	0	0	0
Pres	OP:	1,291	1,590									
	OT:	1,291	1,590	1,526	1,354	1,218	1,060	1,013	1,004	1,000	1,000	1,000
Reest -	BA:	0	0	0	0	0	0	0	0	0	0	0
Mar15	OP:	0	0									
	OT:	0	0	0	0	0	0	0	0	0	0	0
Reest -	BA:	0	0	0	0	0	-6	0	0	0	0	0
Orig	OP:	-291	-1,590									
	OT:	-241	-490	-376	-204	-68	90	137	146	150	150	150



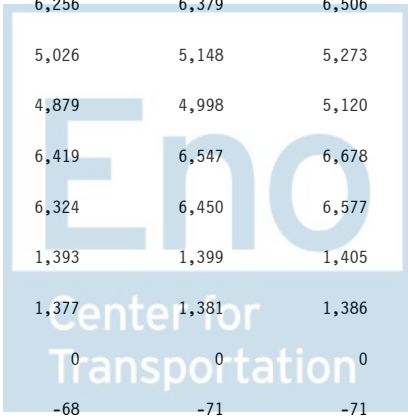
Sorted by FUNC, SFUN, TID, SUB
 (amounts in millions)

		2015	2016	2017	2018	2019	2020	2021	2022	2023	2024	2025
HEALTH (550)												
Consumer Operated and Oriented Plan Program Contingency Fund												
075 0524 0 1 551 BA01 30 78 10 N SD												
Federal Fund												
Pres 16	BA:	0	0	0	0	0	0	0	0	0	0	0
Reest	OP:	108	38									
	OT:	108	38	27	0	0	0	0	0	0	0	0
Mar 15	BA:	0	0	0	0	0	0	0	0	0	0	0
Base	OP:	108	38									
	OT:	108	38	27	0	0	0	0	0	0	0	0
Orig	BA:	0	0	0	0	0	0	0	0	0	0	0
Pres	OP:	132	52									
	OT:	132	52	21	4	0	0	0	0	0	0	0
Reest -	BA:	0	0	0	0	0	0	0	0	0	0	0
Mar15	OP:	0	0									
	OT:	0	0	0	0	0	0	0	0	0	0	0
Reest -	BA:	0	0	0	0	0	0	0	0	0	0	0
Orig	OP:	-24	-14									
	OT:	-24	-14	6	-4	0	0	0	0	0	0	0
075 0524 0 1 551 BA02 30 78 10 N AD												
Federal Fund												
Pres 16	BA:	0	0	0	0	0	0	0	0	0	0	0
Reest	OP:	11	5									
	OT:	11	5	3	1	1	1	1	1	1	1	1
Mar 15	BA:	0	0	0	0	0	0	0	0	0	0	0
Base	OP:	11	5									
	OT:	11	5	3	1	1	1	1	1	1	1	1
Orig	BA:	0	0	0	0	0	0	0	0	0	0	0
Pres	OP:	0	0									
	OT:	0	0	0	0	0	0	0	0	0	0	0
Reest -	BA:	0	0	0	0	0	0	0	0	0	0	0
Mar15	OP:	0	0									
	OT:	0	0	0	0	0	0	0	0	0	0	0
Reest -	BA:	0	0	0	0	0	0	0	0	0	0	0
Orig	OP:	11	5									
	OT:	11	5	3	1	1	1	1	1	1	1	1




Sorted by FUNC, SFUN, TID, SUB
 (amounts in millions)

		2015	2016	2017	2018	2019	2020	2021	2022	2023	2024	2025
HEALTH (550)												
Account Total for Consumer Operated and Oriented Plan Program Contingency Fund												
Pres 16	BA:	0	0	0	0	0	0	0	0	0	0	0
Reest	OP:	119	43		1	1	1	1	1	1	1	1
	OT:	119	43	30	1	1	1	1	1	1	1	1
Mar 15	BA:	0	0	0	0	0	0	0	0	0	0	0
Base	OP:	119	43		1	1	1	1	1	1	1	1
	OT:	119	43	30	1	1	1	1	1	1	1	1
Orig	BA:	0	0	0	0	0	0	0	0	0	0	0
Pres	OP:	132	52		4	0	0	0	0	0	0	0
	OT:	132	52	21	4	0	0	0	0	0	0	0
Reest -	BA:	0	0	0	0	0	0	0	0	0	0	0
Mar15	OP:	0	0		0	0	0	0	0	0	0	0
	OT:	0	0	0	0	0	0	0	0	0	0	0
Reest -	BA:	0	0	0	0	0	0	0	0	0	0	0
Orig	OP:	-13	-9		0	0	0	0	0	0	0	0
	OT:	-13	-9	9	-3	1	1	1	1	1	1	1
Centers for Disease Control and Prevention												
CDC-Wide Activities and Program Support												
075 0943 0 1 551 AA01 LA LA 03 0												
Appropriation												
Pres 16	BA:	4,280	4,431	5,930	6,048	6,108	6,169	6,293	6,419	6,547	6,678	6,812
Reest	OP:	2,423	2,568		5,678	5,940	6,042	6,141	6,256	6,379	6,506	6,636
	OT:	4,007	4,207	4,890	5,678	5,940	6,042	6,141	6,256	6,379	6,506	6,636
Mar 15	BA:	4,280	4,362	4,456	4,565	4,676	4,790	4,906	5,026	5,148	5,273	5,400
Base	OP:	2,423	2,568		4,422	4,540	4,651	4,764	4,879	4,998	5,120	5,244
	OT:	4,007	4,182	4,312	4,422	4,540	4,651	4,764	4,879	4,998	5,120	5,244
Orig	BA:	5,663	5,813	5,930	6,048	6,108	6,169	6,293	6,419	6,547	6,678	6,812
Pres	OP:	3,294	3,519		6,058	6,109	6,120	6,206	6,324	6,450	6,577	6,710
	OT:	5,503	5,786	6,076	6,058	6,109	6,120	6,206	6,324	6,450	6,577	6,710
Reest -	BA:	0	69	1,474	1,483	1,432	1,379	1,387	1,393	1,399	1,405	1,412
Mar15	OP:	0	0		1,256	1,400	1,391	1,377	1,377	1,381	1,386	1,392
	OT:	0	25	578	1,256	1,400	1,391	1,377	1,377	1,381	1,386	1,392
Reest -	BA:	-1,383	-1,382	0	0	0	0	0	0	0	0	0
Orig	OP:	-871	-951		-380	-169	-78	-65	-68	-71	-71	-74
	OT:	-1,496	-1,579	-1,186	-380	-169	-78	-65	-68	-71	-71	-74



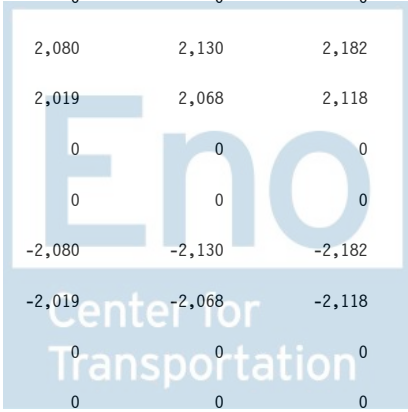
Sorted by FUNC, SFUN, TID, SUB
 (amounts in millions)

		2015	2016	2017	2018	2019	2020	2021	2022	2023	2024	2025
HEALTH (550)												
075 0943 0 1 551 AA04 LA LA 03 0												
Appropriation												
Pres 16	BA:	1,353	1,382	0	0	0	0	0	0	0	0	0
Reest	OP:	1,016	995									
	OT:	1,287	1,271	1,049	352	151	41	14	0	0	0	0
Mar 15	BA:	1,353	1,379	1,409	1,443	1,478	1,514	1,551	1,589	1,627	1,667	1,707
Base	OP:	1,016	995									
	OT:	1,287	1,271	1,329	1,372	1,408	1,442	1,477	1,513	1,549	1,587	1,626
Orig	BA:	0	0	0	0	0	0	0	0	0	0	0
Pres	OP:	0	0									
	OT:	0	0	0	0	0	0	0	0	0	0	0
Reest -	BA:	0	3	-1,409	-1,443	-1,478	-1,514	-1,551	-1,589	-1,627	-1,667	-1,707
Mar15	OP:	0	0									
	OT:	0	0	-280	-1,020	-1,257	-1,401	-1,463	-1,513	-1,549	-1,587	-1,626
Reest -	BA:	1,353	1,382	0	0	0	0	0	0	0	0	0
Orig	OP:	1,016	995									
	OT:	1,287	1,271	1,049	352	151	41	14	0	0	0	0
075 0943 0 1 551 AA06 LA LA 10												
Appropriation												
Pres 16	BA:	0	0	0	0	0	0	0	0	0	0	0
Reest	OP:	0	0									
	OT:	0	0	0	0	0	0	0	0	0	0	0
Mar 15	BA:	0	0	0	0	0	0	0	0	0	0	0
Base	OP:	0	0									
	OT:	0	0	0	0	0	0	0	0	0	0	0
Orig	BA:	0	0	2	0	0	0	0	0	0	0	0
Pres	OP:	0	0									
	OT:	0	0	2	0	0	0	0	0	0	0	0
Reest -	BA:	0	0	0	0	0	0	0	0	0	0	0
Mar15	OP:	0	0									
	OT:	0	0	0	0	0	0	0	0	0	0	0
Reest -	BA:	0	0	-2	0	0	0	0	0	0	0	0
Orig	OP:	0	0									
	OT:	0	0	-2	0	0	0	0	0	0	0	0



Sorted by FUNC, SFUN, TID, SUB
 (amounts in millions)

		2015	2016	2017	2018	2019	2020	2021	2022	2023	2024	2025
HEALTH (550)												
075 0943 0 1 551 AA09 LA LA 03 0												
Appropriation												
Ebola funding in the CR												
Pres 16	BA:	30	0	0	0	0	0	0	0	0	0	0
Reest	OP:	0	4									
	OT:	18	4	3	0	0	0	0	0	0	0	0
Mar 15	BA:	30	31	31	32	33	34	34	35	36	37	38
Base	OP:	0	4									
	OT:	18	20	24	31	31	33	33	34	35	36	37
Orig	BA:	0	0	0	0	0	0	0	0	0	0	0
Pres	OP:	0	0									
	OT:	0	0	0	0	0	0	0	0	0	0	0
Reest -	BA:	0	-31	-31	-32	-33	-34	-34	-35	-36	-37	-38
Mar15	OP:	0	0									
	OT:	0	-16	-21	-31	-31	-33	-33	-34	-35	-36	-37
Reest -	BA:	30	0	0	0	0	0	0	0	0	0	0
Orig	OP:	0	4									
	OT:	18	4	3	0	0	0	0	0	0	0	0
075 0943 0 1 551 AE01 LA LA 03 0 EBOLA												
Regular Appropriation Emergency												
Pres 16	BA:	1,771	0	0	0	0	0	0	0	0	0	0
Reest	OP:	0	443									
	OT:	354	443	531	443	0	0	0	0	0	0	0
Mar 15	BA:	1,771	1,805	1,844	1,889	1,935	1,982	2,030	2,080	2,130	2,182	2,235
Base	OP:	0	443									
	OT:	354	894	1,665	2,467	2,269	1,906	1,971	2,019	2,068	2,118	2,170
Orig	BA:	1,771	0	0	0	0	0	0	0	0	0	0
Pres	OP:	0	868									
	OT:	691	868	159	35	18	0	0	0	0	0	0
Reest -	BA:	0	-1,805	-1,844	-1,889	-1,935	-1,982	-2,030	-2,080	-2,130	-2,182	-2,235
Mar15	OP:	0	0									
	OT:	0	-451	-1,134	-2,024	-2,269	-1,906	-1,971	-2,019	-2,068	-2,118	-2,170
Reest -	BA:	0	0	0	0	0	0	0	0	0	0	0
Orig	OP:	0	-425									
	OT:	-337	-425	372	408	-18	0	0	0	0	0	0



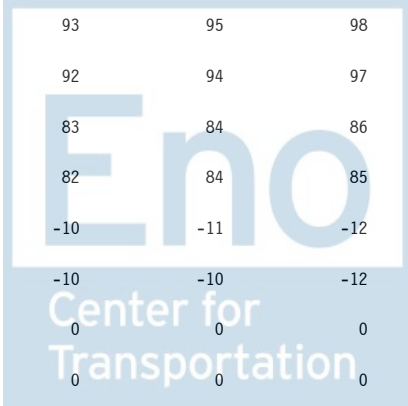
Sorted by FUNC, SFUN, TID, SUB
 (amounts in millions)

		2015	2016	2017	2018	2019	2020	2021	2022	2023	2024	2025
HEALTH (550)												
075 0943 0 1 551 BA06 30 87 10 N PPH												
Federal Fund												
transfer from PPHF												
Pres 16	BA:	957	957	957	1,196	1,196	1,436	1,436	1,914	1,914	1,914	1,914
Reest	OP:	536	641									
	OT:	759	863	926	977	1,035	1,168	1,264	1,454	1,614	1,765	1,829
Mar 15	BA:	957	957	957	1,196	1,196	1,436	1,436	1,914	1,914	1,914	1,914
Base	OP:	536	641									
	OT:	759	863	926	977	1,035	1,168	1,264	1,454	1,614	1,765	1,829
Orig	BA:	886	914	0	0	0	0	0	0	0	0	0
Pres	OP:	470	539									
	OT:	647	722	606	263	160	37	0	0	0	0	0
Reest -	BA:	0	0	0	0	0	0	0	0	0	0	0
Mar15	OP:	0	0									
	OT:	0	0	0	0	0	0	0	0	0	0	0
Reest -	BA:	71	43	957	1,196	1,196	1,436	1,436	1,914	1,914	1,914	1,914
Orig	OP:	66	102									
	OT:	112	141	320	714	875	1,131	1,264	1,454	1,614	1,765	1,829
075 0943 0 1 551 DE05 LA LA 03 N STIM09												
Supplemental Emergency												
Pres 16	BA:	0	0	0	0	0	0	0	0	0	0	0
Reest	OP:	4	0									
	OT:	4	0	0	0	0	0	0	0	0	0	0
Mar 15	BA:	0	0	0	0	0	0	0	0	0	0	0
Base	OP:	4	0									
	OT:	4	0	0	0	0	0	0	0	0	0	0
Orig	BA:	0	0	0	0	0	0	0	0	0	0	0
Pres	OP:	0	0									
	OT:	0	0	0	0	0	0	0	0	0	0	0
Reest -	BA:	0	0	0	0	0	0	0	0	0	0	0
Mar15	OP:	0	0									
	OT:	0	0	0	0	0	0	0	0	0	0	0
Reest -	BA:	0	0	0	0	0	0	0	0	0	0	0
Orig	OP:	4	0									
	OT:	4	0	0	0	0	0	0	0	0	0	0




Sorted by FUNC, SFUN, TID, SUB
 (amounts in millions)

		2015	2016	2017	2018	2019	2020	2021	2022	2023	2024	2025
HEALTH (550)												
Account Total for CDC-Wide Activities and Program Support												
Pres 16	BA:	8,391	6,770	6,887	7,244	7,304	7,605	7,729	8,333	8,461	8,592	8,726
Reest	OP:	3,979	4,651									
	OT:	6,429	6,788	7,399	7,450	7,126	7,251	7,419	7,710	7,993	8,271	8,465
Mar 15	BA:	8,391	8,534	8,697	9,125	9,318	9,756	9,957	10,644	10,855	11,073	11,294
Base	OP:	3,979	4,651									
	OT:	6,429	7,230	8,256	9,269	9,283	9,200	9,509	9,899	10,264	10,626	10,906
Orig	BA:	8,320	6,727	5,932	6,048	6,108	6,169	6,293	6,419	6,547	6,678	6,812
Pres	OP:	3,764	4,926									
	OT:	6,841	7,376	6,843	6,356	6,287	6,157	6,206	6,324	6,450	6,577	6,710
Reest -	BA:	0	-1,764	-1,810	-1,881	-2,014	-2,151	-2,228	-2,311	-2,394	-2,481	-2,568
Mar15	OP:	0	0									
	OT:	0	-442	-857	-1,819	-2,157	-1,949	-2,090	-2,189	-2,271	-2,355	-2,441
Reest -	BA:	71	43	955	1,196	1,196	1,436	1,436	1,914	1,914	1,914	1,914
Orig	OP:	215	-275									
	OT:	-412	-588	556	1,094	839	1,094	1,213	1,386	1,543	1,694	1,755
Agency for Toxic Substances and Disease Registry, Toxic Substanc												
075 0944 0 1 551 AA02 IN IN 03 0												
Appropriation												
Pres 16	BA:	75	75	77	78	79	80	81	83	84	86	88
Reest	OP:	13	19									
	OT:	66	72	76	78	79	80	81	82	84	85	87
Mar 15	BA:	75	77	79	82	84	87	90	93	95	98	101
Base	OP:	13	19									
	OT:	66	73	78	81	83	86	89	92	94	97	100
Orig	BA:	75	75	77	78	79	80	81	83	84	86	88
Pres	OP:	23	22									
	OT:	75	74	77	78	78	80	81	82	84	85	88
Reest -	BA:	0	-2	-2	-4	-5	-7	-9	-10	-11	-12	-13
Mar15	OP:	0	0									
	OT:	0	-1	-2	-3	-4	-6	-8	-10	-10	-12	-13
Reest -	BA:	0	0	0	0	0	0	0	0	0	0	0
Orig	OP:	-10	-3									
	OT:	-9	-2	-1	0	1	0	0	0	0	0	-1




Sorted by FUNC, SFUN, TID, SUB
 (amounts in millions)

		2015	2016	2017	2018	2019	2020	2021	2022	2023	2024	2025
HEALTH (550)												
075 0944 0 1 551 BA02 30 87 10 N												
Federal Fund												
ACA Coverage for Environmental Health Hazard Coverage												
Pres 16	BA:	20	0	0	0	20	0	0	0	20	0	0
Reest	OP:	0	0									
	OT:	4	4	4	4	4	4	4	4	4	4	4
Mar 15	BA:	20	0	0	0	20	0	0	0	20	0	0
Base	OP:	0	0									
	OT:	4	4	4	4	4	4	4	4	4	4	4
Orig	BA:	19	0	0	0	0	0	0	0	0	0	0
Pres	OP:	0	13									
	OT:	13	13	1	0	0	0	0	0	0	0	0
Reest -	BA:	0	0	0	0	0	0	0	0	0	0	0
Mar15	OP:	0	0									
	OT:	0	0	0	0	0	0	0	0	0	0	0
Reest -	BA:	1	0	0	0	20	0	0	0	20	0	0
Orig	OP:	0	-13									
	OT:	-9	-9	3	4	4	4	4	4	4	4	4
075 0944 0 1 551 BS01 30 87 10 A												
Sequester												
Pres 16	BA:	-1	0	0	0	0	0	0	0	0	0	0
Reest	OP:	0	0									
	OT:	0	0	0	0	0	0	0	0	0	0	0
Mar 15	BA:	-1	0	0	0	0	0	0	0	0	0	0
Base	OP:	0	0									
	OT:	0	0	0	0	0	0	0	0	0	0	0
Orig	BA:	0	0	0	0	0	0	0	0	0	0	0
Pres	OP:	0	0									
	OT:	0	0	0	0	0	0	0	0	0	0	0
Reest -	BA:	0	0	0	0	0	0	0	0	0	0	0
Mar15	OP:	0	0									
	OT:	0	0	0	0	0	0	0	0	0	0	0
Reest -	BA:	-1	0	0	0	0	0	0	0	0	0	0
Orig	OP:	0	0									
	OT:	0	0	0	0	0	0	0	0	0	0	0




Sorted by FUNC, SFUN, TID, SUB
 (amounts in millions)

		2015	2016	2017	2018	2019	2020	2021	2022	2023	2024	2025
HEALTH (550)												
Account Total for Agency for Toxic Substances and Disease Registry, Toxic Substanc												
Pres 16	BA:	94	75	77	78	99	80	81	83	104	86	88
Reest	OP:	13	19		82	83	84	85	86	88	89	91
	OT:	70	76	80	82	83	84	85	86	88	89	91
Mar 15	BA:	94	77	79	82	104	87	90	93	115	98	101
Base	OP:	13	19		85	87	90	93	96	98	101	104
	OT:	70	77	82	85	87	90	93	96	98	101	104
Orig	BA:	94	75	77	78	79	80	81	83	84	86	88
Pres	OP:	23	35		78	78	80	81	82	84	85	88
	OT:	88	87	78	78	78	80	81	82	84	85	88
Reest -	BA:	0	-2	-2	-4	-5	-7	-9	-10	-11	-12	-13
Mar15	OP:	0	0		-3	-4	-6	-8	-10	-10	-12	-13
	OT:	0	-1	-2	-3	-4	-6	-8	-10	-10	-12	-13
Reest -	BA:	0	0	0	0	20	0	0	0	20	0	0
Orig	OP:	-10	-16		4	5	4	4	4	4	4	3
	OT:	-18	-11	2	4	5	4	4	4	4	4	3
World Trade Center Health Program Fund												
075 0946 0 1 551 AA01 AP AP 10												
Appropriation												
Pres 16	BA:	0	0	0	0	0	0	0	0	0	0	0
Reest	OP:	0	0		0	0	0	0	0	0	0	0
	OT:	0	0	0	0	0	0	0	0	0	0	0
Mar 15	BA:	0	0	0	0	0	0	0	0	0	0	0
Base	OP:	0	0		0	0	0	0	0	0	0	0
	OT:	0	0	0	0	0	0	0	0	0	0	0
Orig	BA:	456	317	0	0	0	0	0	0	0	0	0
Pres	OP:	79	115		110	71	25	7	0	0	0	0
	OT:	289	261	154	110	71	25	7	0	0	0	0
Reest -	BA:	0	0	0	0	0	0	0	0	0	0	0
Mar15	OP:	0	0		0	0	0	0	0	0	0	0
	OT:	0	0	0	0	0	0	0	0	0	0	0
Reest -	BA:	-456	-317	0	0	0	0	0	0	0	0	0
Orig	OP:	-79	-115		-110	-71	-25	-7	0	0	0	0
	OT:	-289	-261	-154	-110	-71	-25	-7	0	0	0	0



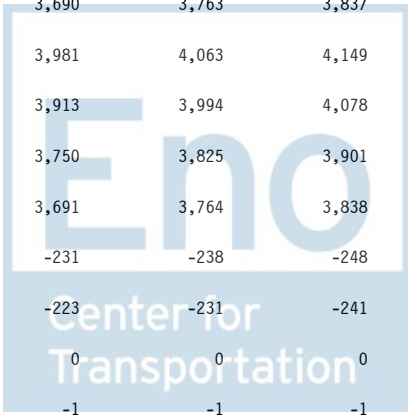
Sorted by FUNC, SFUN, TID, SUB
 (amounts in millions)

		2015	2016	2017	2018	2019	2020	2021	2022	2023	2024	2025
HEALTH (550)												
075 0946 0 1 551 BA03 30 87 10 N												
Federal Fund												
Pres 16	BA:	424	133	0	0	0	0	0	0	0	0	0
Reest	OP:	0	0									
	OT:	193	224	237	234	156	0	0	0	0	0	0
Mar 15	BA:	424	133	0	0	0	0	0	0	0	0	0
Base	OP:	0	0									
	OT:	193	224	237	234	156	0	0	0	0	0	0
Orig	BA:	0	0	0	0	0	0	0	0	0	0	0
Pres	OP:	4	0									
	OT:	4	0	0	0	0	0	0	0	0	0	0
Reest -	BA:	0	0	0	0	0	0	0	0	0	0	0
Mar15	OP:	0	0									
	OT:	0	0	0	0	0	0	0	0	0	0	0
Reest -	BA:	424	133	0	0	0	0	0	0	0	0	0
Orig	OP:	-4	0									
	OT:	189	224	237	234	156	0	0	0	0	0	0
075 0946 0 1 551 BS01 30 78 10 A												
Sequester												
Pres 16	BA:	-23	0	0	0	0	0	0	0	0	0	0
Reest	OP:	0	-5									
	OT:	-18	-5	0	0	0	0	0	0	0	0	0
Mar 15	BA:	-23	-22	0	0	0	0	0	0	0	0	0
Base	OP:	0	-5									
	OT:	-18	-22	-5	0	0	0	0	0	0	0	0
Orig	BA:	0	0	0	0	0	0	0	0	0	0	0
Pres	OP:	0	0									
	OT:	0	0	0	0	0	0	0	0	0	0	0
Reest -	BA:	0	22	0	0	0	0	0	0	0	0	0
Mar15	OP:	0	0									
	OT:	0	17	5	0	0	0	0	0	0	0	0
Reest -	BA:	-23	0	0	0	0	0	0	0	0	0	0
Orig	OP:	0	-5									
	OT:	-18	-5	0	0	0	0	0	0	0	0	0



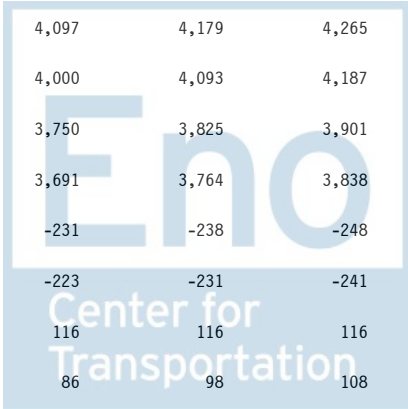
Sorted by FUNC, SFUN, TID, SUB
 (amounts in millions)

		2015	2016	2017	2018	2019	2020	2021	2022	2023	2024	2025
HEALTH (550)												
Account Total for World Trade Center Health Program Fund												
Pres 16	BA:	401	133	0	0	0	0	0	0	0	0	0
Reest	OP:	0	-5									
	OT:	175	219	237	234	156	0	0	0	0	0	0
Mar 15	BA:	401	111	0	0	0	0	0	0	0	0	0
Base	OP:	0	-5									
	OT:	175	202	232	234	156	0	0	0	0	0	0
Orig	BA:	456	317	0	0	0	0	0	0	0	0	0
Pres	OP:	83	115									
	OT:	293	261	154	110	71	25	7	0	0	0	0
Reest -	BA:	0	22	0	0	0	0	0	0	0	0	0
Mar15	OP:	0	0									
	OT:	0	17	5	0	0	0	0	0	0	0	0
Reest -	BA:	-55	-184	0	0	0	0	0	0	0	0	0
Orig	OP:	-83	-120									
	OT:	-118	-42	83	124	85	-25	-7	0	0	0	0
Substance Abuse and Mental Health Services Administration												
Substance abuse and mental health services												
075 1362 0 1 551 AA01 LA LA 03 0												
Appropriation												
Pres 16	BA:	3,474	3,396	3,464	3,533	3,569	3,604	3,676	3,750	3,825	3,901	3,979
Reest	OP:	2,100	2,237									
	OT:	3,316	3,426	3,427	3,496	3,534	3,573	3,622	3,690	3,763	3,837	3,914
Mar 15	BA:	3,474	3,528	3,592	3,667	3,742	3,821	3,899	3,981	4,063	4,149	4,235
Base	OP:	2,100	2,237									
	OT:	3,316	3,472	3,538	3,622	3,680	3,756	3,833	3,913	3,994	4,078	4,163
Orig	BA:	3,474	3,396	3,464	3,533	3,569	3,604	3,676	3,750	3,825	3,901	3,979
Pres	OP:	2,480	2,139									
	OT:	3,800	3,429	3,430	3,482	3,533	3,574	3,624	3,691	3,764	3,838	3,915
Reest -	BA:	0	-132	-128	-134	-173	-217	-223	-231	-238	-248	-256
Mar15	OP:	0	0									
	OT:	0	-46	-111	-126	-146	-183	-211	-223	-231	-241	-249
Reest -	BA:	0	0	0	0	0	0	0	0	0	0	0
Orig	OP:	-380	98									
	OT:	-484	-3	-3	14	1	-1	-2	-1	-1	-1	-1



Sorted by FUNC, SFUN, TID, SUB
 (amounts in millions)

		2015	2016	2017	2018	2019	2020	2021	2022	2023	2024	2025
HEALTH (550)												
075 1362 0 1 551 BA06 30 87 10 N PPH												
Federal Fund												
transfer from PPHF												
Pres 16	BA:	13	58	58	73	73	87	87	116	116	116	116
Reest	OP:	56	31									
	OT:	59	37	44	49	64	71	79	87	99	109	116
Mar 15	BA:	13	58	58	73	73	87	87	116	116	116	116
Base	OP:	56	31									
	OT:	59	37	44	49	64	71	79	87	99	109	116
Orig	BA:	12	58	0	0	0	0	0	0	0	0	0
Pres	OP:	116	14									
	OT:	120	36	30	8	2	1	0	0	0	0	0
Reest -	BA:	0	0	0	0	0	0	0	0	0	0	0
Mar15	OP:	0	0									
	OT:	0	0	0	0	0	0	0	0	0	0	0
Reest -	BA:	1	0	58	73	73	87	87	116	116	116	116
Orig	OP:	-60	17									
	OT:	-61	1	14	41	62	70	79	87	99	109	116
Account Total for Substance abuse and mental health services												
Pres 16	BA:	3,487	3,454	3,522	3,606	3,642	3,691	3,763	3,866	3,941	4,017	4,095
Reest	OP:	2,156	2,268									
	OT:	3,375	3,463	3,471	3,545	3,598	3,644	3,701	3,777	3,862	3,946	4,030
Mar 15	BA:	3,487	3,586	3,650	3,740	3,815	3,908	3,986	4,097	4,179	4,265	4,351
Base	OP:	2,156	2,268									
	OT:	3,375	3,509	3,582	3,671	3,744	3,827	3,912	4,000	4,093	4,187	4,279
Orig	BA:	3,486	3,454	3,464	3,533	3,569	3,604	3,676	3,750	3,825	3,901	3,979
Pres	OP:	2,596	2,153									
	OT:	3,920	3,465	3,460	3,490	3,535	3,575	3,624	3,691	3,764	3,838	3,915
Reest -	BA:	0	-132	-128	-134	-173	-217	-223	-231	-238	-248	-256
Mar15	OP:	0	0									
	OT:	0	-46	-111	-126	-146	-183	-211	-223	-231	-241	-249
Reest -	BA:	1	0	58	73	73	87	87	116	116	116	116
Orig	OP:	-440	115									
	OT:	-545	-2	11	55	63	69	77	86	98	108	115



Sorted by FUNC, SFUN, TID, SUB
 (amounts in millions)

		2015	2016	2017	2018	2019	2020	2021	2022	2023	2024	2025
HEALTH (550)												
Assistant Secretary for Health												
Service and supply fund												
075 4552 0 4 551 AA01 LA LA 03 N												
Appropriation												
Pres 16	BA:	0	0	0	0	0	0	0	0	0	0	0
Reest	OP:	-40	-34									
	OT:	-34	-34	-34	-34	-34	-34	-34	-34	-34	-34	-34
Mar 15	BA:	0	0	0	0	0	0	0	0	0	0	0
Base	OP:	-40	-34									
	OT:	-34	-34	-34	-34	-34	-34	-34	-34	-34	-34	-34
Orig	BA:	0	0	0	0	0	0	0	0	0	0	0
Pres	OP:	0	0									
	OT:	0	0	0	0	0	0	0	0	0	0	0
Reest -	BA:	0	0	0	0	0	0	0	0	0	0	0
Mar15	OP:	0	0									
	OT:	0	0	0	0	0	0	0	0	0	0	0
Reest -	BA:	0	0	0	0	0	0	0	0	0	0	0
Orig	OP:	-40	-34									
	OT:	-34	-34	-34	-34	-34	-34	-34	-34	-34	-34	-34




Sorted by FUNC, SFUN, TID, SUB
 (amounts in millions)

		2015	2016	2017	2018	2019	2020	2021	2022	2023	2024	2025
HEALTH (550)												
Centers for Disease Control and Prevention												
CDC Working Capital Fund												
075 4553 0 4 551 AA01 LA LA 03												
Appropriation												
Pres 16	BA:	0	0	0	0	0	0	0	0	0	0	0
Reest	OP:	0	0									
	OT:	0	0	0	0	0	0	0	0	0	0	0
Mar 15	BA:	0	0	0	0	0	0	0	0	0	0	0
Base	OP:	0	0									
	OT:	0	0	0	0	0	0	0	0	0	0	0
Orig	BA:	0	0	0	0	0	0	0	0	0	0	0
Pres	OP:	150	0									
	OT:	150	0	0	0	0	0	0	0	0	0	0
Reest -	BA:	0	0	0	0	0	0	0	0	0	0	0
Mar15	OP:	0	0									
	OT:	0	0	0	0	0	0	0	0	0	0	0
Reest -	BA:	0	0	0	0	0	0	0	0	0	0	0
Orig	OP:	-150	0									
	OT:	-150	0	0	0	0	0	0	0	0	0	0



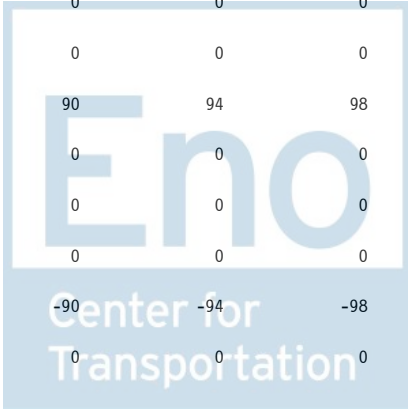
Sorted by FUNC, SFUN, TID, SUB
 (amounts in millions)

		2015	2016	2017	2018	2019	2020	2021	2022	2023	2024	2025
HEALTH (550)												
Centers for Medicare and Medicaid Services												
Child Enrollment Contingency Fund												
075 5551 0 2 551 AA01 LA LA 03 CH												
Appropriation												
Pres 16	BA:	0	-2,105	2,105	0	0	0	0	0	0	0	0
Reest	OP:	0	0									
	OT:	0	0	0	0	0	0	0	0	0	0	0
Mar 15	BA:	0	0	0	0	0	0	0	0	0	0	0
Base	OP:	0	0									
	OT:	0	0	0	0	0	0	0	0	0	0	0
Orig	BA:	0	-2,105	0	0	0	0	0	0	0	0	0
Pres	OP:	0	0									
	OT:	0	0	0	0	0	0	0	0	0	0	0
Reest -	BA:	0	-2,105	2,105	0	0	0	0	0	0	0	0
Mar15	OP:	0	0									
	OT:	0	0	0	0	0	0	0	0	0	0	0
Reest -	BA:	0	0	2,105	0	0	0	0	0	0	0	0
Orig	OP:	0	0									
	OT:	0	0	0	0	0	0	0	0	0	0	0
075 5551 0 2 551 BA01 30 87 10												
Federal Fund												
Pres 16	BA:	0	0	0	0	0	0	0	0	0	0	0
Reest	OP:	0	0									
	OT:	0	0	0	0	0	0	0	0	0	0	0
Mar 15	BA:	0	0	0	0	0	0	0	0	0	0	0
Base	OP:	0	0									
	OT:	0	0	0	0	0	0	0	0	0	0	0
Orig	BA:	56	0	51	64	73	81	86	90	94	98	102
Pres	OP:	50	0									
	OT:	50	0	0	0	0	0	0	0	0	0	0
Reest -	BA:	0	0	0	0	0	0	0	0	0	0	0
Mar15	OP:	0	0									
	OT:	0	0	0	0	0	0	0	0	0	0	0
Reest -	BA:	-56	0	-51	-64	-73	-81	-86	-90	-94	-98	-102
Orig	OP:	-50	0									
	OT:	-50	0	0	0	0	0	0	0	0	0	0



Sorted by FUNC, SFUN, TID, SUB
 (amounts in millions)

		2015	2016	2017	2018	2019	2020	2021	2022	2023	2024	2025
HEALTH (550)												
075 5551 0 2 551 EA01 99 99 10												
Proposed Legislation												
Pres 16	BA:	0	0	0	0	0	0	0	0	0	0	0
Reest	OP:	0	0									
	OT:	0	0	0	0	0	0	0	0	0	0	0
Mar 15	BA:	0	0	0	0	0	0	0	0	0	0	0
Base	OP:	0	0									
	OT:	0	0	0	0	0	0	0	0	0	0	0
Orig	BA:	0	50	50	50	50	0	0	0	0	0	0
Pres	OP:	0	0									
	OT:	0	50	50	50	50	0	0	0	0	0	0
Reest -	BA:	0	0	0	0	0	0	0	0	0	0	0
Mar15	OP:	0	0									
	OT:	0	0	0	0	0	0	0	0	0	0	0
Reest -	BA:	0	-50	-50	-50	-50	0	0	0	0	0	0
Orig	OP:	0	0									
	OT:	0	-50	-50	-50	-50	0	0	0	0	0	0
Account Total for Child Enrollment Contingency Fund												
Pres 16	BA:	0	-2,105	2,105	0	0	0	0	0	0	0	0
Reest	OP:	0	0									
	OT:	0	0	0	0	0	0	0	0	0	0	0
Mar 15	BA:	0	0	0	0	0	0	0	0	0	0	0
Base	OP:	0	0									
	OT:	0	0	0	0	0	0	0	0	0	0	0
Orig	BA:	56	-2,055	101	114	123	81	86	90	94	98	102
Pres	OP:	50	0						0	0	0	0
	OT:	50	50	50	50	50	0	0	0	0	0	0
Reest -	BA:	0	-2,105	2,105	0	0	0	0	0	0	0	0
Mar15	OP:	0	0									
	OT:	0	0	0	0	0	0	0	0	0	0	0
Reest -	BA:	-56	-50	2,004	-114	-123	-81	-86	-90	-94	-98	-102
Orig	OP:	-50	0						0	0	0	0
	OT:	-50	-50	-50	-50	-50	0	0	0	0	0	0



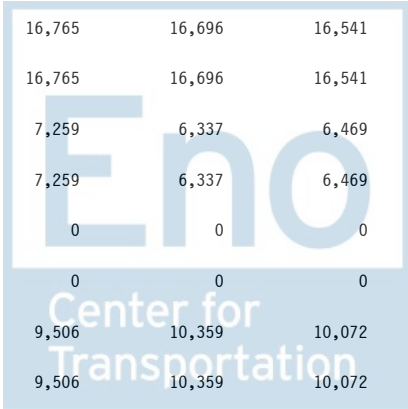
Sorted by FUNC, SFUN, TID, SUB
 (amounts in millions)

		2015	2016	2017	2018	2019	2020	2021	2022	2023	2024	2025
HEALTH (550)												
Risk Adjustment Program Payments												
075 5733 0 2 551 BA01 30 78 10 N												
Federal Fund												
Pres 16	BA:	6,670	8,433	11,729	13,413	14,710	15,890	16,324	16,765	16,696	16,541	16,230
Reest	OP:	0	0									
	OT:	6,670	8,433	11,729	13,413	14,710	15,890	16,324	16,765	16,696	16,541	16,230
Mar 15	BA:	6,670	8,433	11,729	13,413	14,710	15,890	16,324	16,765	16,696	16,541	16,230
Base	OP:	0	0									
	OT:	6,670	8,433	11,729	13,413	14,710	15,890	16,324	16,765	16,696	16,541	16,230
Orig	BA:	3,410	5,910	7,102	8,835	10,136	10,017	8,133	7,259	6,337	6,469	6,493
Pres	OP:	0	0									
	OT:	3,410	5,910	7,102	8,835	10,136	10,017	8,133	7,259	6,337	6,469	6,493
Reest -	BA:	0	0	0	0	0	0	0	0	0	0	0
Mar15	OP:	0	0									
	OT:	0	0	0	0	0	0	0	0	0	0	0
Reest -	BA:	3,260	2,523	4,627	4,578	4,574	5,873	8,191	9,506	10,359	10,072	9,737
Orig	OP:	0	0									
	OT:	3,260	2,523	4,627	4,578	4,574	5,873	8,191	9,506	10,359	10,072	9,737
075 5733 0 2 551 BS01 30 78 10 N												
Sequester												
Pres 16	BA:	-487	0	0	0	0	0	0	0	0	0	0
Reest	OP:	0	0									
	OT:	-487	0	0	0	0	0	0	0	0	0	0
Mar 15	BA:	-487	-573	0	0	0	0	0	0	0	0	0
Base	OP:	0	0									
	OT:	-487	-573	0	0	0	0	0	0	0	0	0
Orig	BA:	0	0	0	0	0	0	0	0	0	0	0
Pres	OP:	0	0									
	OT:	0	0	0	0	0	0	0	0	0	0	0
Reest -	BA:	0	573	0	0	0	0	0	0	0	0	0
Mar15	OP:	0	0									
	OT:	0	573	0	0	0	0	0	0	0	0	0
Reest -	BA:	-487	0	0	0	0	0	0	0	0	0	0
Orig	OP:	0	0									
	OT:	-487	0	0	0	0	0	0	0	0	0	0




Sorted by FUNC, SFUN, TID, SUB
 (amounts in millions)

		2015	2016	2017	2018	2019	2020	2021	2022	2023	2024	2025
HEALTH (550)												
075 5733 0 2 551 BS20 30 78 10 N												
Sequester												
Pop up												
Pres 16	BA:	0	487	0	0	0	0	0	0	0	0	0
Reest	OP:	0	0									
	OT:	0	487	0	0	0	0	0	0	0	0	0
Mar 15	BA:	0	487	573	0	0	0	0	0	0	0	0
Base	OP:	0	0									
	OT:	0	487	573	0	0	0	0	0	0	0	0
Orig	BA:	0	0	0	0	0	0	0	0	0	0	0
Pres	OP:	0	0									
	OT:	0	0	0	0	0	0	0	0	0	0	0
Reest -	BA:	0	0	-573	0	0	0	0	0	0	0	0
Mar15	OP:	0	0									
	OT:	0	0	-573	0	0	0	0	0	0	0	0
Reest -	BA:	0	487	0	0	0	0	0	0	0	0	0
Orig	OP:	0	0									
	OT:	0	487	0	0	0	0	0	0	0	0	0
Account Total for Risk Adjustment Program Payments												
Pres 16	BA:	6,183	8,920	11,729	13,413	14,710	15,890	16,324	16,765	16,696	16,541	16,230
Reest	OP:	0	0									
	OT:	6,183	8,920	11,729	13,413	14,710	15,890	16,324	16,765	16,696	16,541	16,230
Mar 15	BA:	6,183	8,347	12,302	13,413	14,710	15,890	16,324	16,765	16,696	16,541	16,230
Base	OP:	0	0									
	OT:	6,183	8,347	12,302	13,413	14,710	15,890	16,324	16,765	16,696	16,541	16,230
Orig	BA:	3,410	5,910	7,102	8,835	10,136	10,017	8,133	7,259	6,337	6,469	6,493
Pres	OP:	0	0									
	OT:	3,410	5,910	7,102	8,835	10,136	10,017	8,133	7,259	6,337	6,469	6,493
Reest -	BA:	0	573	-573	0	0	0	0	0	0	0	0
Mar15	OP:	0	0									
	OT:	0	573	-573	0	0	0	0	0	0	0	0
Reest -	BA:	2,773	3,010	4,627	4,578	4,574	5,873	8,191	9,506	10,359	10,072	9,737
Orig	OP:	0	0									
	OT:	2,773	3,010	4,627	4,578	4,574	5,873	8,191	9,506	10,359	10,072	9,737




Sorted by FUNC, SFUN, TID, SUB
 (amounts in millions)

		2015	2016	2017	2018	2019	2020	2021	2022	2023	2024	2025
HEALTH (550)												
Transitional Reinsurance Program												
075 5735 0 2 551 BA01 30 78 10 N												
Federal Fund												
Pres 16	BA:	10,020	6,025	4,032	0	0	0	0	0	0	0	0
Reest	OP:	0	0									
	OT:	10,020	6,025	4,032	0	0	0	0	0	0	0	0
Mar 15	BA:	10,020	6,025	4,032	0	0	0	0	0	0	0	0
Base	OP:	0	0									
	OT:	10,020	6,025	4,032	0	0	0	0	0	0	0	0
Orig	BA:	9,289	6,756	4,025	0	0	0	0	0	0	0	0
Pres	OP:	0	0									
	OT:	9,289	6,756	4,025	0	0	0	0	0	0	0	0
Reest -	BA:	0	0	0	0	0	0	0	0	0	0	0
Mar15	OP:	0	0									
	OT:	0	0	0	0	0	0	0	0	0	0	0
Reest -	BA:	731	-731	7	0	0	0	0	0	0	0	0
Orig	OP:	0	0									
	OT:	731	-731	7	0	0	0	0	0	0	0	0
075 5735 0 2 551 BS01 30 78 10 N												
Sequester												
Pres 16	BA:	-731	0	0	0	0	0	0	0	0	0	0
Reest	OP:	0	0									
	OT:	-731	0	0	0	0	0	0	0	0	0	0
Mar 15	BA:	-731	-410	0	0	0	0	0	0	0	0	0
Base	OP:	0	0									
	OT:	-731	-410	0	0	0	0	0	0	0	0	0
Orig	BA:	0	0	0	0	0	0	0	0	0	0	0
Pres	OP:	0	0									
	OT:	0	0	0	0	0	0	0	0	0	0	0
Reest -	BA:	0	410	0	0	0	0	0	0	0	0	0
Mar15	OP:	0	0									
	OT:	0	410	0	0	0	0	0	0	0	0	0
Reest -	BA:	-731	0	0	0	0	0	0	0	0	0	0
Orig	OP:	0	0									
	OT:	-731	0	0	0	0	0	0	0	0	0	0



Sorted by FUNC, SFUN, TID, SUB
 (amounts in millions)

		2015	2016	2017	2018	2019	2020	2021	2022	2023	2024	2025
HEALTH (550)												
075 5735 0 2 551 BS20 30 78 10 N												
Sequester												
		Pop up										
Pres 16	BA:	0	731	0	0	0	0	0	0	0	0	0
Reest	OP:	0	0									
	OT:	0	731	0	0	0	0	0	0	0	0	0
Mar 15	BA:	0	731	410	0	0	0	0	0	0	0	0
Base	OP:	0	0									
	OT:	0	731	410	0	0	0	0	0	0	0	0
Orig	BA:	0	0	0	0	0	0	0	0	0	0	0
Pres	OP:	0	0									
	OT:	0	0	0	0	0	0	0	0	0	0	0
Reest -	BA:	0	0	-410	0	0	0	0	0	0	0	0
Mar15	OP:	0	0									
	OT:	0	0	-410	0	0	0	0	0	0	0	0
Reest -	BA:	0	731	0	0	0	0	0	0	0	0	0
Orig	OP:	0	0									
	OT:	0	731	0	0	0	0	0	0	0	0	0
Account Total for Transitional Reinsurance Program												
Pres 16	BA:	9,289	6,756	4,032	0	0	0	0	0	0	0	0
Reest	OP:	0	0									
	OT:	9,289	6,756	4,032	0	0	0	0	0	0	0	0
Mar 15	BA:	9,289	6,346	4,442	0	0	0	0	0	0	0	0
Base	OP:	0	0									
	OT:	9,289	6,346	4,442	0	0	0	0	0	0	0	0
Orig	BA:	9,289	6,756	4,025	0	0	0	0	0	0	0	0
Pres	OP:	0	0									
	OT:	9,289	6,756	4,025	0	0	0	0	0	0	0	0
Reest -	BA:	0	410	-410	0	0	0	0	0	0	0	0
Mar15	OP:	0	0									
	OT:	0	410	-410	0	0	0	0	0	0	0	0
Reest -	BA:	0	0	7	0	0	0	0	0	0	0	0
Orig	OP:	0	0									
	OT:	0	0	7	0	0	0	0	0	0	0	0




Sorted by FUNC, SFUN, TID, SUB
 (amounts in millions)

		2015	2016	2017	2018	2019	2020	2021	2022	2023	2024	2025
HEALTH (550)												
Health Resources and Services Administration												
Vaccine Injury Compensation Program Trust Fund												
075 8175 0 7 551 AA01 LA LA 03 0												
Appropriation												
		HHS										
Pres 16	BA:	8	8	23	24	24	24	25	25	26	26	27
Reest	OP:	0	0									
	OT:	8	8	23	24	24	24	25	25	26	26	27
Mar 15	BA:	8	8	8	8	9	9	9	9	9	10	10
Base	OP:	0	0									
	OT:	8	8	8	8	9	9	9	9	9	10	10
Orig	BA:	21	23	23	24	24	24	25	25	26	26	27
Pres	OP:	11	0									
	OT:	32	23	23	24	24	24	25	25	26	26	27
Reest -	BA:	0	0	15	16	15	15	16	16	17	16	17
Mar15	OP:	0	0									
	OT:	0	0	15	16	15	15	16	16	17	16	17
Reest -	BA:	-13	-15	0	0	0	0	0	0	0	0	0
Orig	OP:	-11	0									
	OT:	-24	-15	0	0	0	0	0	0	0	0	0



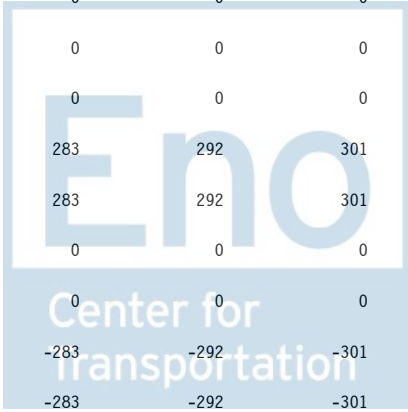
Sorted by FUNC, SFUN, TID, SUB
 (amounts in millions)

		2015	2016	2017	2018	2019	2020	2021	2022	2023	2024	2025
HEALTH (550)												
075 8175 0 7 551 AA03 CJ CJ 03 0												
Appropriation												
justice												
Pres 16	BA:	8	9	0	0	0	0	0	0	0	0	0
Reest	OP:	0	0									
	OT:	8	9	0	0	0	0	0	0	0	0	0
Mar 15	BA:	8	8	8	8	9	9	9	9	9	10	10
Base	OP:	0	0									
	OT:	8	8	8	8	9	9	9	9	9	10	10
Orig	BA:	0	0	0	0	0	0	0	0	0	0	0
Pres	OP:	0	0									
	OT:	0	0	0	0	0	0	0	0	0	0	0
Reest -	BA:	0	1	-8	-8	-9	-9	-9	-9	-9	-10	-10
Mar15	OP:	0	0									
	OT:	0	1	-8	-8	-9	-9	-9	-9	-9	-10	-10
Reest -	BA:	8	9	0	0	0	0	0	0	0	0	0
Orig	OP:	0	0									
	OT:	8	9	0	0	0	0	0	0	0	0	0
075 8175 0 7 551 AA04 FS FS 03 0												
Appropriation												
claims court												
Pres 16	BA:	5	6	0	0	0	0	0	0	0	0	0
Reest	OP:	0	0									
	OT:	5	6	0	0	0	0	0	0	0	0	0
Mar 15	BA:	5	5	5	5	5	5	6	6	6	6	6
Base	OP:	0	0									
	OT:	5	5	5	5	5	5	6	6	6	6	6
Orig	BA:	0	0	0	0	0	0	0	0	0	0	0
Pres	OP:	0	0									
	OT:	0	0	0	0	0	0	0	0	0	0	0
Reest -	BA:	0	1	-5	-5	-5	-5	-6	-6	-6	-6	-6
Mar15	OP:	0	0									
	OT:	0	1	-5	-5	-5	-5	-6	-6	-6	-6	-6
Reest -	BA:	5	6	0	0	0	0	0	0	0	0	0
Orig	OP:	0	0									
	OT:	5	6	0	0	0	0	0	0	0	0	0



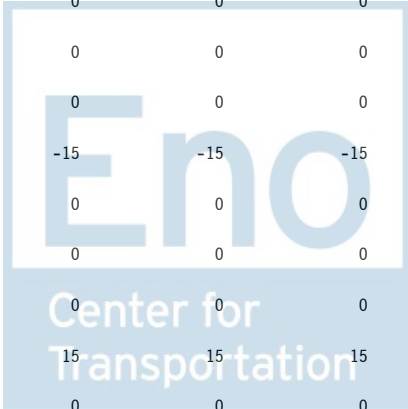
Sorted by FUNC, SFUN, TID, SUB
 (amounts in millions)

		2015	2016	2017	2018	2019	2020	2021	2022	2023	2024	2025
HEALTH (550)												
075 8175 0 7 551 AA10 LA LA 10 N												
Appropriation												
Post-88 claims												
Pres 16	BA:	263	247	255	263	271	281	292	303	312	322	333
Reest	OP:	0	0									
	OT:	263	247	255	263	271	281	292	303	312	322	333
Mar 15	BA:	263	247	255	263	271	281	292	303	312	322	333
Base	OP:	0	0									
	OT:	263	247	255	263	271	281	292	303	312	322	333
Orig	BA:	0	0	0	0	0	0	0	0	0	0	0
Pres	OP:	0	0									
	OT:	0	0	0	0	0	0	0	0	0	0	0
Reest -	BA:	0	0	0	0	0	0	0	0	0	0	0
Mar15	OP:	0	0									
	OT:	0	0	0	0	0	0	0	0	0	0	0
Reest -	BA:	263	247	255	263	271	281	292	303	312	322	333
Orig	OP:	0	0									
	OT:	263	247	255	263	271	281	292	303	312	322	333
075 8175 0 7 551 BB01 30 78 10												
Trust Fund												
Pres 16	BA:	0	0	0	0	0	0	0	0	0	0	0
Reest	OP:	0	0									
	OT:	0	0	0	0	0	0	0	0	0	0	0
Mar 15	BA:	0	0	0	0	0	0	0	0	0	0	0
Base	OP:	0	0									
	OT:	0	0	0	0	0	0	0	0	0	0	0
Orig	BA:	230	237	244	252	259	267	275	283	292	301	310
Pres	OP:	0	0									
	OT:	230	237	244	252	259	267	275	283	292	301	310
Reest -	BA:	0	0	0	0	0	0	0	0	0	0	0
Mar15	OP:	0	0									
	OT:	0	0	0	0	0	0	0	0	0	0	0
Reest -	BA:	-230	-237	-244	-252	-259	-267	-275	-283	-292	-301	-310
Orig	OP:	0	0									
	OT:	-230	-237	-244	-252	-259	-267	-275	-283	-292	-301	-310



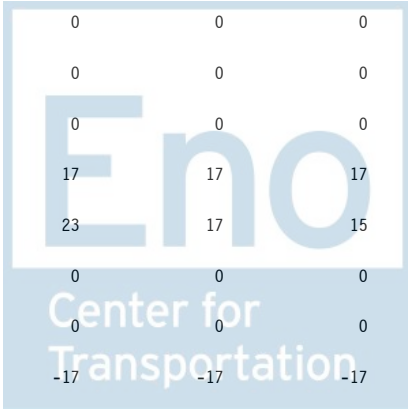
Sorted by FUNC, SFUN, TID, SUB
 (amounts in millions)

		2015	2016	2017	2018	2019	2020	2021	2022	2023	2024	2025
HEALTH (550)												
Account Total for Vaccine Injury Compensation Program Trust Fund												
Pres 16	BA:	284	270	278	287	295	305	317	328	338	348	360
Reest	OP:	0	0									
	OT:	284	270	278	287	295	305	317	328	338	348	360
Mar 15	BA:	284	268	276	284	294	304	316	327	336	348	359
Base	OP:	0	0									
	OT:	284	268	276	284	294	304	316	327	336	348	359
Orig	BA:	251	260	267	276	283	291	300	308	318	327	337
Pres	OP:	11	0									
	OT:	262	260	267	276	283	291	300	308	318	327	337
Reest -	BA:	0	2	2	3	1	1	1	1	2	0	1
Mar15	OP:	0	0									
	OT:	0	2	2	3	1	1	1	1	2	0	1
Reest -	BA:	33	10	11	11	12	14	17	20	20	21	23
Orig	OP:	-11	0									
	OT:	22	10	11	11	12	14	17	20	20	21	23
Departmental Management												
General departmental management												
075 9912 0 1 551 AA06 LA LA 10												
Appropriation												
Pres 16	BA:	0	0	0	0	0	0	0	0	0	0	0
Reest	OP:	0	0									
	OT:	0	0	0	0	0	0	0	0	0	0	0
Mar 15	BA:	0	0	0	0	0	0	0	0	0	0	0
Base	OP:	0	0									
	OT:	0	0	0	0	0	0	0	0	0	0	0
Orig	BA:	0	0	-15	-15	-15	-15	-15	-15	-15	-15	-15
Pres	OP:	0	0									
	OT:	0	0	0	0	0	0	0	0	0	0	0
Reest -	BA:	0	0	0	0	0	0	0	0	0	0	0
Mar15	OP:	0	0									
	OT:	0	0	0	0	0	0	0	0	0	0	0
Reest -	BA:	0	0	15	15	15	15	15	15	15	15	15
Orig	OP:	0	0									
	OT:	0	0	0	0	0	0	0	0	0	0	0




Sorted by FUNC, SFUN, TID, SUB
 (amounts in millions)

		2015	2016	2017	2018	2019	2020	2021	2022	2023	2024	2025
HEALTH (550)												
075 9912 0 1 551 AA08 LA LA 03 0												
Appropriation												
General Appropriation												
Pres 16	BA:	448	493	503	513	518	523	534	544	555	566	578
Reest	OP:	201	210									
	OT:	425	457	482	506	522	529	537	546	557	568	579
Mar 15	BA:	448	458	469	482	495	509	522	537	551	566	581
Base	OP:	201	210									
	OT:	425	439	453	474	494	509	522	536	550	565	580
Orig	BA:	448	493	503	513	518	523	534	544	555	566	578
Pres	OP:	396	372									
	OT:	483	481	487	501	511	517	523	533	544	554	566
Reest -	BA:	0	35	34	31	23	14	12	7	4	0	-3
Mar15	OP:	0	0									
	OT:	0	18	29	32	28	20	15	10	7	3	-1
Reest -	BA:	0	0	0	0	0	0	0	0	0	0	0
Orig	OP:	-195	-162									
	OT:	-58	-24	-5	5	11	12	14	13	13	14	13
075 9912 0 1 551 BA06 30 78 10 N PPH												
Federal Fund												
transfer from PPHF												
Pres 16	BA:	0	0	0	0	0	0	0	0	0	0	0
Reest	OP:	11	0									
	OT:	11	0	0	0	0	0	0	0	0	0	0
Mar 15	BA:	0	0	0	0	0	0	0	0	0	0	0
Base	OP:	11	0									
	OT:	11	0	0	0	0	0	0	0	0	0	0
Orig	BA:	0	0	41	41	41	23	18	17	17	17	17
Pres	OP:	5	1									
	OT:	5	1	16	24	30	34	29	23	17	15	14
Reest -	BA:	0	0	0	0	0	0	0	0	0	0	0
Mar15	OP:	0	0									
	OT:	0	0	0	0	0	0	0	0	0	0	0
Reest -	BA:	0	0	-41	-41	-41	-23	-18	-17	-17	-17	-17
Orig	OP:	6	-1									
	OT:	6	-1	-16	-24	-30	-34	-29	-23	-17	-15	-14




Sorted by FUNC, SFUN, TID, SUB
 (amounts in millions)

		2015	2016	2017	2018	2019	2020	2021	2022	2023	2024	2025
HEALTH (550)												
Account Total for General departmental management												
Pres 16	BA:	448	493	503	513	518	523	534	544	555	566	578
Reest	OP:	212	210									
	OT:	436	457	482	506	522	529	537	546	557	568	579
Mar 15	BA:	448	458	469	482	495	509	522	537	551	566	581
Base	OP:	212	210									
	OT:	436	439	453	474	494	509	522	536	550	565	580
Orig	BA:	448	493	529	539	544	531	537	546	557	568	580
Pres	OP:	401	373									
	OT:	488	482	503	525	541	551	552	556	561	569	580
Reest -	BA:	0	35	34	31	23	14	12	7	4	0	-3
Mar15	OP:	0	0									
	OT:	0	18	29	32	28	20	15	10	7	3	-1
Reest -	BA:	0	0	-26	-26	-26	-8	-3	-2	-2	-2	-2
Orig	OP:	-189	-163									
	OT:	-52	-25	-21	-19	-19	-22	-15	-10	-4	-1	-1
Program Support Center												
HHS service and supply fund												
075 9941 0 4 551 AA01 LA LA 03												
Appropriation												
Pres 16	BA:	0	0	0	-1	0	0	0	0	0	0	0
Reest	OP:	0	0									
	OT:	0	0	0	0	0	0	0	0	0	0	0
Mar 15	BA:	0	0	0	0	0	0	0	0	0	0	0
Base	OP:	0	0									
	OT:	0	0	0	0	0	0	0	0	0	0	0
Orig	BA:	0	0	0	-1	0	0	0	0	0	0	0
Pres	OP:	621	0									
	OT:	249	0	0	-1	0	0	0	0	0	0	0
Reest -	BA:	0	0	0	-1	0	0	0	0	0	0	0
Mar15	OP:	0	0									
	OT:	0	0	0	0	0	0	0	0	0	0	0
Reest -	BA:	0	0	0	0	0	0	0	0	0	0	0
Orig	OP:	-621	0									
	OT:	-249	0	0	1	0	0	0	0	0	0	0



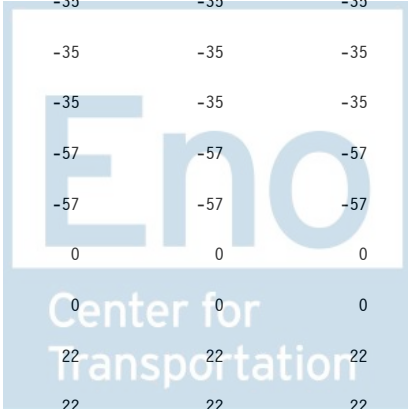
Sorted by FUNC, SFUN, TID, SUB
 (amounts in millions)

		2015	2016	2017	2018	2019	2020	2021	2022	2023	2024	2025
HEALTH (550)												
Miscellaneous trust funds												
075 9971 0 7 551 BB01 30 87 10 N												
Trust Fund												
Pres 16	BA:	72	72	72	72	72	72	72	72	72	72	72
Reest	OP:	0	0									
	OT:	72	72	72	72	72	72	72	72	72	72	72
Mar 15	BA:	72	72	72	72	72	72	72	72	72	72	72
Base	OP:	0	0									
	OT:	72	72	72	72	72	72	72	72	72	72	72
Orig	BA:	63	94	94	94	94	94	94	94	94	94	4
Pres	OP:	51	55									
	OT:	57	64	77	86	87	90	94	94	94	94	85
Reest -	BA:	0	0	0	0	0	0	0	0	0	0	0
Mar15	OP:	0	0									
	OT:	0	0	0	0	0	0	0	0	0	0	0
Reest -	BA:	9	-22	-22	-22	-22	-22	-22	-22	-22	-22	68
Orig	OP:	-51	-55									
	OT:	15	8	-5	-14	-15	-18	-22	-22	-22	-22	-13
075 9971 0 7 551 BS01 30 87 10 A												
Sequester												
Pres 16	BA:	-2	0	0	0	0	0	0	0	0	0	0
Reest	OP:	0	0									
	OT:	-2	0	0	0	0	0	0	0	0	0	0
Mar 15	BA:	-2	-2	0	0	0	0	0	0	0	0	0
Base	OP:	0	0									
	OT:	-2	-2	0	0	0	0	0	0	0	0	0
Orig	BA:	0	0	0	0	0	0	0	0	0	0	0
Pres	OP:	0	0									
	OT:	0	0	0	0	0	0	0	0	0	0	0
Reest -	BA:	0	2	0	0	0	0	0	0	0	0	0
Mar15	OP:	0	0									
	OT:	0	2	0	0	0	0	0	0	0	0	0
Reest -	BA:	-2	0	0	0	0	0	0	0	0	0	0
Orig	OP:	0	0									
	OT:	-2	0	0	0	0	0	0	0	0	0	0



Sorted by FUNC, SFUN, TID, SUB
 (amounts in millions)

		2015	2016	2017	2018	2019	2020	2021	2022	2023	2024	2025
HEALTH (550)												
Account Total for Miscellaneous trust funds												
Pres 16	BA:	70	72	72	72	72	72	72	72	72	72	72
Reest	OP:	0	0									
	OT:	70	72	72	72	72	72	72	72	72	72	72
Mar 15	BA:	70	70	72	72	72	72	72	72	72	72	72
Base	OP:	0	0									
	OT:	70	70	72	72	72	72	72	72	72	72	72
Orig	BA:	63	94	94	94	94	94	94	94	94	94	4
Pres	OP:	51	55									
	OT:	57	64	77	86	87	90	94	94	94	94	85
Reest -	BA:	0	2	0	0	0	0	0	0	0	0	0
Mar15	OP:	0	0									
	OT:	0	2	0	0	0	0	0	0	0	0	0
Reest -	BA:	7	-22	-22	-22	-22	-22	-22	-22	-22	-22	68
Orig	OP:	-51	-55									
	OT:	13	8	-5	-14	-15	-18	-22	-22	-22	-22	-13
Department of Health and Human Services												
Contributions, Indian Health, HSA												
075 9990 8 7 551 CB01 XX XX 20 N												
Offsetting Receipts												
Pres 16	BA:	-35	-35	-35	-35	-35	-35	-35	-35	-35	-35	-35
Reest	OP:	0	0									
	OT:	-35	-35	-35	-35	-35	-35	-35	-35	-35	-35	-35
Mar 15	BA:	-35	-35	-35	-35	-35	-35	-35	-35	-35	-35	-35
Base	OP:	0	0									
	OT:	-35	-35	-35	-35	-35	-35	-35	-35	-35	-35	-35
Orig	BA:	-57	-57	-57	-57	-57	-57	-57	-57	-57	-57	-57
Pres	OP:	0	0									
	OT:	-57	-57	-57	-57	-57	-57	-57	-57	-57	-57	-57
Reest -	BA:	0	0	0	0	0	0	0	0	0	0	0
Mar15	OP:	0	0									
	OT:	0	0	0	0	0	0	0	0	0	0	0
Reest -	BA:	22	22	22	22	22	22	22	22	22	22	22
Orig	OP:	0	0									
	OT:	22	22	22	22	22	22	22	22	22	22	22



Sorted by FUNC, SFUN, TID, SUB
 (amounts in millions)

		2015	2016	2017	2018	2019	2020	2021	2022	2023	2024	2025
HEALTH (550)												
United Mine Workers of America Benefit Funds												
United Mine Workers of America Benefit Funds												
Premiums paid to UMMA combined benefits fund												
095 9991 8 1 551 BB01 30 74 10 N												
Trust Fund												
CBF and 1992 Plan only												
Pres 16	BA:	27	25	23	22	20	19	14	13	12	11	11
Reest	OP:	0	0									
	OT:	27	25	23	22	20	19	14	13	12	11	11
Mar 15	BA:	27	25	23	22	20	19	14	13	12	11	11
Base	OP:	0	0									
	OT:	27	25	23	22	20	19	14	13	12	11	11
Orig	BA:	0	0	0	0	0	0	0	0	0	0	0
Pres	OP:	0	0									
	OT:	0	0	0	0	0	0	0	0	0	0	0
Reest -	BA:	0	0	0	0	0	0	0	0	0	0	0
Mar15	OP:	0	0									
	OT:	0	0	0	0	0	0	0	0	0	0	0
Reest -	BA:	27	25	23	22	20	19	14	13	12	11	11
Orig	OP:	0	0									
	OT:	27	25	23	22	20	19	14	13	12	11	11




Sorted by FUNC, SFUN, TID, SUB
 (amounts in millions)

		2015	2016	2017	2018	2019	2020	2021	2022	2023	2024	2025
HEALTH (550)												
Other Defense Civil Programs												
Retiree Health Care												
Department of Defense Medicare-Eligible retiree health care fund												
097 5472 0 2 551 BA01 22 66 10 N												
Federal Fund												
Pres 16	BA:	9,623	10,005	10,418	10,955	11,485	12,173	12,908	13,696	14,745	15,745	16,779
Reest	OP:	0	0									
	OT:	9,609	9,955	10,345	10,874	11,402	12,068	12,825	13,597	14,628	15,644	16,667
Mar 15	BA:	9,623	10,005	10,418	10,955	11,485	12,173	12,908	13,696	14,745	15,745	16,779
Base	OP:	0	0									
	OT:	9,609	9,955	10,345	10,874	11,402	12,068	12,825	13,597	14,628	15,644	16,667
Orig	BA:	9,618	10,057	10,582	11,191	11,846	12,539	13,274	14,051	14,903	15,814	16,776
Pres	OP:	941	0									
	OT:	10,559	10,057	10,582	11,191	11,846	12,539	13,274	14,051	14,903	15,814	16,776
Reest -	BA:	0	0	0	0	0	0	0	0	0	0	0
Mar15	OP:	0	0									
	OT:	0	0	0	0	0	0	0	0	0	0	0
Reest -	BA:	5	-52	-164	-236	-361	-366	-366	-355	-158	-69	3
Orig	OP:	-941	0									
	OT:	-950	-102	-237	-317	-444	-471	-449	-454	-275	-170	-109



Sorted by FUNC, SFUN, TID, SUB
 (amounts in millions)

		2015	2016	2017	2018	2019	2020	2021	2022	2023	2024	2025
HEALTH (550)												
097 5472 0 2 551 EA01 22 66 10												
Proposed Legislation												
TFL Enrollment Fee and Rx Copay Increases												
Pres 16	BA:	0	-123	-260	-355	-563	-730	-871	-975	-693	-659	-693
Reest	OP:	0	0									
	OT:	0	-102	-239	-342	-532	-705	-850	-962	-745	-669	-691
Mar 15	BA:	0	0	0	0	0	0	0	0	0	0	0
Base	OP:	0	0									
	OT:	0	0	0	0	0	0	0	0	0	0	0
Orig	BA:	0	-74	-104	-156	-425	-533	-622	-746	-879	-1,023	-1,105
Pres	OP:	0	0									
	OT:	0	-74	-104	-156	-425	-533	-622	-746	-879	-1,023	-1,105
Reest -	BA:	0	-123	-260	-355	-563	-730	-871	-975	-693	-659	-693
Mar15	OP:	0	0									
	OT:	0	-102	-239	-342	-532	-705	-850	-962	-745	-669	-691
Reest -	BA:	0	-49	-156	-199	-138	-197	-249	-229	186	364	412
Orig	OP:	0	0									
	OT:	0	-28	-135	-186	-107	-172	-228	-216	134	354	414
097 5472 0 2 551 EA03 22 66 10												
Proposed Legislation												
TRICARE Consolidation Interaction With MERHCF Medicaid and FEHB												
Pres 16	BA:	0	0	6	16	25	26	27	28	30	31	33
Reest	OP:	0	0									
	OT:	0	0	6	16	25	26	27	28	30	31	33
Mar 15	BA:	0	0	0	0	0	0	0	0	0	0	0
Base	OP:	0	0									
	OT:	0	0	0	0	0	0	0	0	0	0	0
Orig	BA:	0	0	0	0	0	0	0	0	0	0	0
Pres	OP:	0	0									
	OT:	0	0	0	0	0	0	0	0	0	0	0
Reest -	BA:	0	0	6	16	25	26	27	28	30	31	33
Mar15	OP:	0	0									
	OT:	0	0	6	16	25	26	27	28	30	31	33
Reest -	BA:	0	0	6	16	25	26	27	28	30	31	33
Orig	OP:	0	0									
	OT:	0	0	6	16	25	26	27	28	30	31	33



Sorted by FUNC, SFUN, TID, SUB
 (amounts in millions)

		2015	2016	2017	2018	2019	2020	2021	2022	2023	2024	2025
HEALTH (550)												
Account Total for Department of Defense Medicare-Eligible retiree health care fund												
Pres 16	BA:	9,623	9,882	10,164	10,616	10,947	11,469	12,064	12,749	14,082	15,117	16,119
Reest	OP:	0	0									
	OT:	9,609	9,853	10,112	10,548	10,895	11,389	12,002	12,663	13,913	15,006	16,009
Mar 15	BA:	9,623	10,005	10,418	10,955	11,485	12,173	12,908	13,696	14,745	15,745	16,779
Base	OP:	0	0									
	OT:	9,609	9,955	10,345	10,874	11,402	12,068	12,825	13,597	14,628	15,644	16,667
Orig	BA:	9,618	9,983	10,478	11,035	11,421	12,006	12,652	13,305	14,024	14,791	15,671
Pres	OP:	941	0									
	OT:	10,559	9,983	10,478	11,035	11,421	12,006	12,652	13,305	14,024	14,791	15,671
Reest -	BA:	0	-123	-254	-339	-538	-704	-844	-947	-663	-628	-660
Mar15	OP:	0	0									
	OT:	0	-102	-233	-326	-507	-679	-823	-934	-715	-638	-658
Reest -	BA:	5	-101	-314	-419	-474	-537	-588	-556	58	326	448
Orig	OP:	-941	0									
	OT:	-950	-130	-366	-487	-526	-617	-650	-642	-111	215	338




Sorted by FUNC, SFUN, TID, SUB
 (amounts in millions)

		2015	2016	2017	2018	2019	2020	2021	2022	2023	2024	2025
HEALTH (550)												
Department of Health and Human Services												
Department of Health and Human Services												
Cross cutting Mandatory Health Effects												
099 9999 0 1 551 EA01 58 78 10												
Proposed Legislation												
Modify biosimilar pathway and change payment formula for Biosimilars under Medic												
Pres 16	BA:	0	0	-6	-15	-24	-30	-32	-34	-34	-34	-35
Reest	OP:	0	0									
	OT:	0	0	-6	-15	-24	-30	-32	-34	-34	-34	-35
Mar 15	BA:	0	0	0	0	0	0	0	0	0	0	0
Base	OP:	0	0									
	OT:	0	0	0	0	0	0	0	0	0	0	0
Orig	BA:	0	0	0	0	0	0	0	0	0	0	0
Pres	OP:	0	0									
	OT:	0	0	0	0	0	0	0	0	0	0	0
Reest -	BA:	0	0	-6	-15	-24	-30	-32	-34	-34	-34	-35
Mar15	OP:	0	0									
	OT:	0	0	-6	-15	-24	-30	-32	-34	-34	-34	-35
Reest -	BA:	0	0	-6	-15	-24	-30	-32	-34	-34	-34	-35
Orig	OP:	0	0									
	OT:	0	0	-6	-15	-24	-30	-32	-34	-34	-34	-35



Sorted by FUNC, SFUN, TID, SUB
 (amounts in millions)

		2015	2016	2017	2018	2019	2020	2021	2022	2023	2024	2025
HEALTH (550)												
099 9999 0 1 551 EA02 58 78 10												
Proposed Legislation												
Ban Certain Settlement Agreements												
Pres 16	BA:	0	0	-31	-70	-59	-49	-51	-55	-58	-61	-66
Reest	OP:	0	0									
	OT:	0	0	-31	-70	-59	-49	-51	-55	-58	-61	-66
Mar 15	BA:	0	0	0	0	0	0	0	0	0	0	0
Base	OP:	0	0									
	OT:	0	0	0	0	0	0	0	0	0	0	0
Orig	BA:	0	0	0	0	0	0	0	0	0	0	0
Pres	OP:	0	0									
	OT:	0	0	0	0	0	0	0	0	0	0	0
Reest -	BA:	0	0	-31	-70	-59	-49	-51	-55	-58	-61	-66
Mar15	OP:	0	0									
	OT:	0	0	-31	-70	-59	-49	-51	-55	-58	-61	-66
Reest -	BA:	0	0	-31	-70	-59	-49	-51	-55	-58	-61	-66
Orig	OP:	0	0									
	OT:	0	0	-31	-70	-59	-49	-51	-55	-58	-61	-66
Account Total for Cross cutting Mandatory Health Effects												
Pres 16	BA:	0	0	-37	-85	-83	-79	-83	-89	-92	-95	-101
Reest	OP:	0	0									
	OT:	0	0	-37	-85	-83	-79	-83	-89	-92	-95	-101
Mar 15	BA:	0	0	0	0	0	0	0	0	0	0	0
Base	OP:	0	0									
	OT:	0	0	0	0	0	0	0	0	0	0	0
Orig	BA:	0	0	0	0	0	0	0	0	0	0	0
Pres	OP:	0	0									
	OT:	0	0	0	0	0	0	0	0	0	0	0
Reest -	BA:	0	0	-37	-85	-83	-79	-83	-89	-92	-95	-101
Mar15	OP:	0	0									
	OT:	0	0	-37	-85	-83	-79	-83	-89	-92	-95	-101
Reest -	BA:	0	0	-37	-85	-83	-79	-83	-89	-92	-95	-101
Orig	OP:	0	0									
	OT:	0	0	-37	-85	-83	-79	-83	-89	-92	-95	-101



Sorted by FUNC, SFUN, TID, SUB
 (amounts in millions)

		2015	2016	2017	2018	2019	2020	2021	2022	2023	2024	2025
HEALTH (550)												
United Mine Workers of America Benefit Funds												
United Mine Workers of America Benefit Funds												
United Mine Workers of America 1992 Benefit Plan												
476 8260 0 7 551 BB01 30 74 10 N												
Trust Fund												
gross disbursements												
Pres 16	BA:	87	89	90	91	91	92	92	93	93	94	94
Reest	OP:	0	0									
	OT:	87	89	90	91	91	92	92	93	93	94	94
Mar 15	BA:	87	89	90	91	91	92	92	93	93	94	94
Base	OP:	0	0									
	OT:	87	89	90	91	91	92	92	93	93	94	94
Orig	BA:	55	56	56	56	56	56	57	58	58	58	59
Pres	OP:	0	0									
	OT:	55	56	56	56	56	56	57	58	58	58	59
Reest -	BA:	0	0	0	0	0	0	0	0	0	0	0
Mar15	OP:	0	0									
	OT:	0	0	0	0	0	0	0	0	0	0	0
Reest -	BA:	32	33	34	35	35	36	35	35	35	36	35
Orig	OP:	0	0									
	OT:	32	33	34	35	35	36	35	35	35	36	35



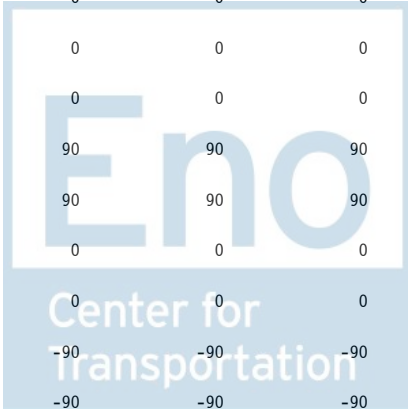
Sorted by FUNC, SFUN, TID, SUB
 (amounts in millions)

		2015	2016	2017	2018	2019	2020	2021	2022	2023	2024	2025
HEALTH (550)												
United Mine Workers of America Combined Benefit Fund												
476 8295 0 7 551 BB01 30 74 10 N												
Trust Fund												
		gross disbursements										
Pres 16	BA:	158	148	138	129	121	114	108	102	96	92	87
Reest	OP:	0	0									
	OT:	158	148	138	129	121	114	108	102	96	92	87
Mar 15	BA:	158	148	138	129	121	114	108	102	96	92	87
Base	OP:	0	0									
	OT:	158	148	138	129	121	114	108	102	96	92	87
Orig	BA:	97	86	75	75	65	61	57	54	51	49	49
Pres	OP:	0	0									
	OT:	97	86	75	75	65	61	57	54	51	49	49
Reest -	BA:	0	0	0	0	0	0	0	0	0	0	0
Mar15	OP:	0	0									
	OT:	0	0	0	0	0	0	0	0	0	0	0
Reest -	BA:	61	62	63	54	56	53	51	48	45	43	38
Orig	OP:	0	0									
	OT:	61	62	63	54	56	53	51	48	45	43	38



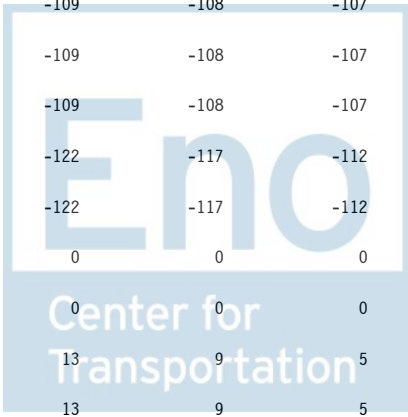
Sorted by FUNC, SFUN, TID, SUB
 (amounts in millions)

		2015	2016	2017	2018	2019	2020	2021	2022	2023	2024	2025
HEALTH (550)												
United Mine Workers of America 1993 Benefit Plan												
476 8535 0 7 551 BB01 99 99 10												
Trust Fund												
Pres 16	BA:	0	0	0	0	0	0	0	0	0	0	0
Reest	OP:	0	0									
	OT:	0	0	0	0	0	0	0	0	0	0	0
Mar 15	BA:	0	0	0	0	0	0	0	0	0	0	0
Base	OP:	0	0									
	OT:	0	0	0	0	0	0	0	0	0	0	0
Orig	BA:	60	61	62	63	65	66	67	68	68	68	68
Pres	OP:	0	0									
	OT:	60	61	62	63	65	66	67	68	68	68	68
Reest -	BA:	0	0	0	0	0	0	0	0	0	0	0
Mar15	OP:	0	0									
	OT:	0	0	0	0	0	0	0	0	0	0	0
Reest -	BA:	-60	-61	-62	-63	-65	-66	-67	-68	-68	-68	-68
Orig	OP:	0	0									
	OT:	-60	-61	-62	-63	-65	-66	-67	-68	-68	-68	-68
476 8535 0 7 551 EA01 99 99 10												
Proposed Legislation												
Pres 16	BA:	0	0	0	0	0	0	0	0	0	0	0
Reest	OP:	0	0									
	OT:	0	0	0	0	0	0	0	0	0	0	0
Mar 15	BA:	0	0	0	0	0	0	0	0	0	0	0
Base	OP:	0	0									
	OT:	0	0	0	0	0	0	0	0	0	0	0
Orig	BA:	0	90	90	90	90	90	90	90	90	90	90
Pres	OP:	0	0									
	OT:	0	90	90	90	90	90	90	90	90	90	90
Reest -	BA:	0	0	0	0	0	0	0	0	0	0	0
Mar15	OP:	0	0									
	OT:	0	0	0	0	0	0	0	0	0	0	0
Reest -	BA:	0	-90	-90	-90	-90	-90	-90	-90	-90	-90	-90
Orig	OP:	0	0									
	OT:	0	-90	-90	-90	-90	-90	-90	-90	-90	-90	-90



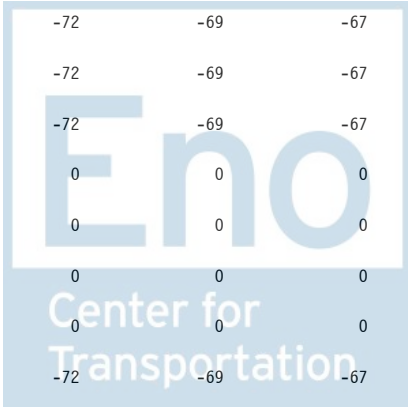
Sorted by FUNC, SFUN, TID, SUB
 (amounts in millions)

		2015	2016	2017	2018	2019	2020	2021	2022	2023	2024	2025
HEALTH (550)												
Account Total for United Mine Workers of America 1993 Benefit Plan												
Pres 16	BA:	0	0	0	0	0	0	0	0	0	0	0
Reest	OP:	0	0									
	OT:	0	0	0	0	0	0	0	0	0	0	0
Mar 15	BA:	0	0	0	0	0	0	0	0	0	0	0
Base	OP:	0	0									
	OT:	0	0	0	0	0	0	0	0	0	0	0
Orig	BA:	60	151	152	153	155	156	157	158	158	158	158
Pres	OP:	0	0									
	OT:	60	151	152	153	155	156	157	158	158	158	158
Reest -	BA:	0	0	0	0	0	0	0	0	0	0	0
Mar15	OP:	0	0									
	OT:	0	0	0	0	0	0	0	0	0	0	0
Reest -	BA:	-60	-151	-152	-153	-155	-156	-157	-158	-158	-158	-158
Orig	OP:	0	0									
	OT:	-60	-151	-152	-153	-155	-156	-157	-158	-158	-158	-158
Transfers to UMWA combined benefits fund												
476 9990 8 1 551 CB01 XX XX 20 N												
Offsetting Receipts												
CBF and 1992 Plan only												
Pres 16	BA:	-120	-118	-115	-113	-111	-109	-110	-109	-108	-107	-106
Reest	OP:	0	0									
	OT:	-120	-118	-115	-113	-111	-109	-110	-109	-108	-107	-106
Mar 15	BA:	-120	-118	-115	-113	-111	-109	-110	-109	-108	-107	-106
Base	OP:	0	0									
	OT:	-120	-118	-115	-113	-111	-109	-110	-109	-108	-107	-106
Orig	BA:	-174	-178	-162	-155	-147	-141	-139	-122	-117	-112	-112
Pres	OP:	0	0									
	OT:	-174	-178	-162	-155	-147	-141	-139	-122	-117	-112	-112
Reest -	BA:	0	0	0	0	0	0	0	0	0	0	0
Mar15	OP:	0	0									
	OT:	0	0	0	0	0	0	0	0	0	0	0
Reest -	BA:	54	60	47	42	36	32	29	13	9	5	6
Orig	OP:	0	0									
	OT:	54	60	47	42	36	32	29	13	9	5	6



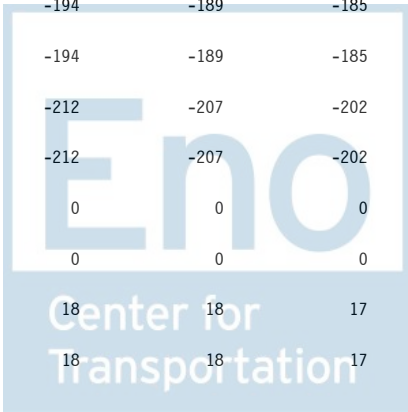
Sorted by FUNC, SFUN, TID, SUB
 (amounts in millions)

		2015	2016	2017	2018	2019	2020	2021	2022	2023	2024	2025
HEALTH (550)												
476 9990 8 1 551 CB02 XX XX 10 N												
Offsetting Receipts												
CBF and 1992 Plan only												
Pres 16	BA:	-27	-25	-23	-22	-20	-19	-14	-13	-12	-11	-11
Reest	OP:	0	0									
	OT:	-27	-25	-23	-22	-20	-19	-14	-13	-12	-11	-11
Mar 15	BA:	-27	-25	-23	-22	-20	-19	-14	-13	-12	-11	-11
Base	OP:	0	0									
	OT:	-27	-25	-23	-22	-20	-19	-14	-13	-12	-11	-11
Orig	BA:	0	0	0	0	0	0	0	0	0	0	0
Pres	OP:	0	0									
	OT:	0	0	0	0	0	0	0	0	0	0	0
Reest -	BA:	0	0	0	0	0	0	0	0	0	0	0
Mar15	OP:	0	0									
	OT:	0	0	0	0	0	0	0	0	0	0	0
Reest -	BA:	-27	-25	-23	-22	-20	-19	-14	-13	-12	-11	-11
Orig	OP:	0	0									
	OT:	-27	-25	-23	-22	-20	-19	-14	-13	-12	-11	-11
476 9990 8 1 551 CB03 XX XX 20 N												
Offsetting Receipts												
CBF and 1992 Plan only												
Pres 16	BA:	-98	-94	-89	-85	-81	-78	-75	-72	-69	-67	-65
Reest	OP:	0	0									
	OT:	-98	-94	-89	-85	-81	-78	-75	-72	-69	-67	-65
Mar 15	BA:	-98	-94	-89	-85	-81	-78	-75	-72	-69	-67	-65
Base	OP:	0	0									
	OT:	-98	-94	-89	-85	-81	-78	-75	-72	-69	-67	-65
Orig	BA:	0	0	0	0	0	0	0	0	0	0	0
Pres	OP:	0	0									
	OT:	0	0	0	0	0	0	0	0	0	0	0
Reest -	BA:	0	0	0	0	0	0	0	0	0	0	0
Mar15	OP:	0	0									
	OT:	0	0	0	0	0	0	0	0	0	0	0
Reest -	BA:	-98	-94	-89	-85	-81	-78	-75	-72	-69	-67	-65
Orig	OP:	0	0									
	OT:	-98	-94	-89	-85	-81	-78	-75	-72	-69	-67	-65



Sorted by FUNC, SFUN, TID, SUB
 (amounts in millions)

		2015	2016	2017	2018	2019	2020	2021	2022	2023	2024	2025
HEALTH (550)												
476 9990 8 1 551 EA01 99 99 10												
Proposed Legislation												
Pres 16	BA:	0	0	0	0	0	0	0	0	0	0	0
Reest	OP:	0	0	0	0	0	0	0	0	0	0	0
	OT:	0	0	0	0	0	0	0	0	0	0	0
Mar 15	BA:	0	0	0	0	0	0	0	0	0	0	0
Base	OP:	0	0	0	0	0	0	0	0	0	0	0
	OT:	0	0	0	0	0	0	0	0	0	0	0
Orig	BA:	0	-90	-90	-90	-90	-90	-90	-90	-90	-90	-90
Pres	OP:	0	0	0	0	0	0	0	0	0	0	0
	OT:	0	-90	-90	-90	-90	-90	-90	-90	-90	-90	-90
Reest -	BA:	0	0	0	0	0	0	0	0	0	0	0
Mar15	OP:	0	0	0	0	0	0	0	0	0	0	0
	OT:	0	0	0	0	0	0	0	0	0	0	0
Reest -	BA:	0	90	90	90	90	90	90	90	90	90	90
Orig	OP:	0	0	0	0	0	0	0	0	0	0	0
	OT:	0	90	90	90	90	90	90	90	90	90	90
Account Total for Transfers to UMWA combined benefits fund												
Pres 16	BA:	-245	-237	-227	-220	-212	-206	-199	-194	-189	-185	-182
Reest	OP:	0	0	0	0	0	0	0	0	0	0	0
	OT:	-245	-237	-227	-220	-212	-206	-199	-194	-189	-185	-182
Mar 15	BA:	-245	-237	-227	-220	-212	-206	-199	-194	-189	-185	-182
Base	OP:	0	0	0	0	0	0	0	0	0	0	0
	OT:	-245	-237	-227	-220	-212	-206	-199	-194	-189	-185	-182
Orig	BA:	-174	-268	-252	-245	-237	-231	-229	-212	-207	-202	-202
Pres	OP:	0	0	0	0	0	0	0	0	0	0	0
	OT:	-174	-268	-252	-245	-237	-231	-229	-212	-207	-202	-202
Reest -	BA:	0	0	0	0	0	0	0	0	0	0	0
Mar15	OP:	0	0	0	0	0	0	0	0	0	0	0
	OT:	0	0	0	0	0	0	0	0	0	0	0
Reest -	BA:	-71	31	25	25	25	25	30	18	18	17	20
Orig	OP:	0	0	0	0	0	0	0	18	18	17	20
	OT:	-71	31	25	25	25	25	30	18	18	17	20



Sorted by FUNC, SFUN, TID, SUB
 (amounts in millions)

		2015	2016	2017	2018	2019	2020	2021	2022	2023	2024	2025
HEALTH (550)												
Subfunction Total for 551 Health care services (551)												
Pres 16	BA:	454,440	490,598	533,314	556,885	580,039	612,099	630,354	663,599	696,510	730,761	765,429
Reest	OP:	23,321	16,491									
	OT:	449,698	503,814	536,202	559,197	584,756	605,067	632,235	664,158	697,235	731,483	766,586
Mar 15 Base	BA:	450,558	480,637	523,404	547,915	573,286	609,039	628,606	661,586	694,181	728,564	764,231
	OP:	23,321	16,491									
	OT:	445,809	491,141	527,560	550,338	575,318	600,420	629,674	662,327	695,123	729,780	765,608
Orig Pres	BA:	454,849	478,292	509,758	543,878	579,372	612,805	632,045	666,877	701,418	740,745	778,074
	OP:	68,932	34,180									
	OT:	444,237	480,950	504,966	544,058	580,661	602,126	631,384	665,293	700,283	739,725	779,383
Reest - Mar15	BA:	3,882	9,961	9,910	8,970	6,753	3,060	1,748	2,013	2,329	2,197	1,198
	OP:	0	0									
	OT:	3,889	12,673	8,642	8,859	9,438	4,647	2,561	1,831	2,112	1,703	978
Reest - Orig	BA:	-409	12,306	23,556	13,007	667	-706	-1,691	-3,278	-4,908	-9,984	-12,645
	OP:	-45,611	-17,689									
	OT:	5,461	22,864	31,236	15,139	4,095	2,941	851	-1,135	-3,048	-8,242	-12,797



Sorted by FUNC, SFUN, TID, SUB
(amounts in millions)

	2015	2016	2017	2018	2019	2020	2021	2022	2023	2024	2025
HEALTH (550)											



Sorted by FUNC, SFUN, TID, SUB
 (amounts in millions)

		2015	2016	2017	2018	2019	2020	2021	2022	2023	2024	2025
HEALTH (550)												
Health research and training (552)												
Department of Health and Human Services												
Departmental Management												
Transfers from the Patient-Centered Outcomes Research Trust Fund												
075 0145 0 1 552 BA01 30 87 10												
Federal Fund												
Pres 16	BA:	0	0	0	0	0	0	0	0	0	0	0
Reest	OP:	0	0									
	OT:	0	0	0	0	0	0	0	0	0	0	0
Mar 15	BA:	0	0	0	0	0	0	0	0	0	0	0
Base	OP:	0	0									
	OT:	0	0	0	0	0	0	0	0	0	0	0
Orig	BA:	0	0	0	0	0	0	0	0	0	0	0
Pres	OP:	29	84									
	OT:	-106	-57	-25	-6	-12	143	114	55	27	0	0
Reest -	BA:	0	0	0	0	0	0	0	0	0	0	0
Mar15	OP:	0	0									
	OT:	0	0	0	0	0	0	0	0	0	0	0
Reest -	BA:	0	0	0	0	0	0	0	0	0	0	0
Orig	OP:	-29	-84									
	OT:	106	57	25	6	12	-143	-114	-55	-27	0	0




Sorted by FUNC, SFUN, TID, SUB
 (amounts in millions)

		2015	2016	2017	2018	2019	2020	2021	2022	2023	2024	2025
HEALTH (550)												
Health Resources and Services Administration												
Health education assistance loans program account												
075 0340 0 1 552 AA01 LA LA 03 0 AD												
Appropriation												
	HEAL Program											
Pres 16	BA:	0	0	0	0	0	0	0	0	0	0	0
Reest	OP:	1	0									
	OT:	1	0	0	0	0	0	0	0	0	0	0
Mar 15	BA:	0	0	0	0	0	0	0	0	0	0	0
Base	OP:	1	0									
	OT:	1	0	0	0	0	0	0	0	0	0	0
Orig	BA:	0	0	0	0	0	0	0	0	0	0	0
Pres	OP:	0	0									
	OT:	0	0	0	0	0	0	0	0	0	0	0
Reest -	BA:	0	0	0	0	0	0	0	0	0	0	0
Mar15	OP:	0	0									
	OT:	0	0	0	0	0	0	0	0	0	0	0
Reest -	BA:	0	0	0	0	0	0	0	0	0	0	0
Orig	OP:	1	0									
	OT:	1	0	0	0	0	0	0	0	0	0	0



Sorted by FUNC, SFUN, TID, SUB
 (amounts in millions)

		2015	2016	2017	2018	2019	2020	2021	2022	2023	2024	2025
HEALTH (550)												
075 0340 0 1 552 BA01 30 87 10 N SG												
Federal Fund												
Pres 16	BA:	-8	-8	-8	-8	-8	-8	-8	-8	-8	-8	-8
Reest	OP:	0	0									
	OT:	-8	-8	-8	-8	-8	-8	-8	-8	-8	-8	-8
Mar 15	BA:	-8	-8	-8	-8	-8	-8	-8	-8	-8	-8	-8
Base	OP:	0	0									
	OT:	-8	-8	-8	-8	-8	-8	-8	-8	-8	-8	-8
Orig	BA:	0	0	0	0	0	0	0	0	0	0	0
Pres	OP:	0	0									
	OT:	0	0	0	0	0	0	0	0	0	0	0
Reest -	BA:	0	0	0	0	0	0	0	0	0	0	0
Mar15	OP:	0	0									
	OT:	0	0	0	0	0	0	0	0	0	0	0
Reest -	BA:	-8	-8	-8	-8	-8	-8	-8	-8	-8	-8	-8
Orig	OP:	0	0									
	OT:	-8	-8	-8	-8	-8	-8	-8	-8	-8	-8	-8
Account Total for Health education assistance loans program account												
Pres 16	BA:	-8	-8	-8	-8	-8	-8	-8	-8	-8	-8	-8
Reest	OP:	1	0									
	OT:	-7	-8	-8	-8	-8	-8	-8	-8	-8	-8	-8
Mar 15	BA:	-8	-8	-8	-8	-8	-8	-8	-8	-8	-8	-8
Base	OP:	1	0									
	OT:	-7	-8	-8	-8	-8	-8	-8	-8	-8	-8	-8
Orig	BA:	0	0	0	0	0	0	0	0	0	0	0
Pres	OP:	0	0									
	OT:	0	0	0	0	0	0	0	0	0	0	0
Reest -	BA:	0	0	0	0	0	0	0	0	0	0	0
Mar15	OP:	0	0									
	OT:	0	0	0	0	0	0	0	0	0	0	0
Reest -	BA:	-8	-8	-8	-8	-8	-8	-8	-8	-8	-8	-8
Orig	OP:	1	0									
	OT:	-7	-8	-8	-8	-8	-8	-8	-8	-8	-8	-8



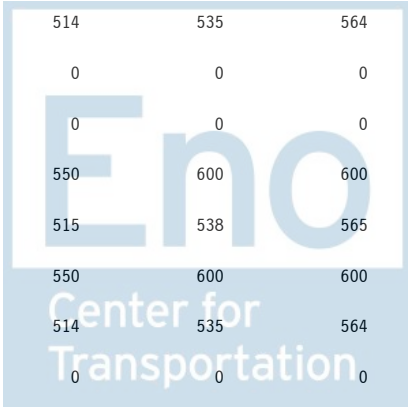
Sorted by FUNC, SFUN, TID, SUB
 (amounts in millions)

		2015	2016	2017	2018	2019	2020	2021	2022	2023	2024	2025
HEALTH (550)												
Health resources and services												
075 0350 0 1 552 AA01 LA LA 03 0												
Appropriation												
Health Professions												
Pres 16	BA:	752	857	874	892	901	910	928	946	965	985	1,004
Reest	OP:	360	407									
	OT:	713	810	852	872	875	886	899	915	933	952	971
Mar 15	BA:	752	764	779	796	813	831	848	867	886	905	925
Base	OP:	360	407									
	OT:	713	766	774	780	785	802	819	837	855	874	893
Orig	BA:	752	857	874	892	901	910	928	946	965	985	1,004
Pres	OP:	406	446									
	OT:	737	823	872	876	892	903	916	934	953	971	991
Reest -	BA:	0	93	95	96	88	79	80	79	79	80	79
Mar15	OP:	0	0									
	OT:	0	44	78	92	90	84	80	78	78	78	78
Reest -	BA:	0	0	0	0	0	0	0	0	0	0	0
Orig	OP:	-46	-39									
	OT:	-24	-13	-20	-4	-17	-17	-17	-19	-20	-19	-20




Sorted by FUNC, SFUN, TID, SUB
 (amounts in millions)

		2015	2016	2017	2018	2019	2020	2021	2022	2023	2024	2025
HEALTH (550)												
075 0350 0 1 552 BA01 30 87 10 N												
Federal Fund												
PPACA - Teaching Capacity												
Pres 16	BA:	0	0	0	0	0	0	0	0	0	0	0
Reest	OP:	67	25									
	OT:	67	25	0	0	0	0	0	0	0	0	0
Mar 15	BA:	0	0	0	0	0	0	0	0	0	0	0
Base	OP:	67	25									
	OT:	67	25	0	0	0	0	0	0	0	0	0
Orig	BA:	0	1	0	0	0	0	0	0	0	0	0
Pres	OP:	152	89									
	OT:	152	90	13	0	0	0	0	0	0	0	0
Reest -	BA:	0	0	0	0	0	0	0	0	0	0	0
Mar15	OP:	0	0									
	OT:	0	0	0	0	0	0	0	0	0	0	0
Reest -	BA:	0	-1	0	0	0	0	0	0	0	0	0
Orig	OP:	-85	-64									
	OT:	-85	-65	-13	0	0	0	0	0	0	0	0
075 0350 0 1 552 EA01 30 87 10												
Proposed Legislation												
HRSA GME Policy												
Pres 16	BA:	0	400	450	450	500	500	550	550	600	600	650
Reest	OP:	0	0									
	OT:	0	21	114	265	435	464	485	514	535	564	585
Mar 15	BA:	0	0	0	0	0	0	0	0	0	0	0
Base	OP:	0	0									
	OT:	0	0	0	0	0	0	0	0	0	0	0
Orig	BA:	0	400	450	450	500	500	550	550	600	600	650
Pres	OP:	0	0									
	OT:	0	40	165	280	398	465	487	515	538	565	587
Reest -	BA:	0	400	450	450	500	500	550	550	600	600	650
Mar15	OP:	0	0									
	OT:	0	21	114	265	435	464	485	514	535	564	585
Reest -	BA:	0	0	0	0	0	0	0	0	0	0	0
Orig	OP:	0	0									
	OT:	0	-19	-51	-15	37	-1	-2	-1	-3	-1	-2




Sorted by FUNC, SFUN, TID, SUB
 (amounts in millions)

		2015	2016	2017	2018	2019	2020	2021	2022	2023	2024	2025
HEALTH (550)												
Account Total for Health resources and services												
Pres 16	BA:	752	1,257	1,324	1,342	1,401	1,410	1,478	1,496	1,565	1,585	1,654
Reest	OP:	427	432									
	OT:	780	856	966	1,137	1,310	1,350	1,384	1,429	1,468	1,516	1,556
Mar 15	BA:	752	764	779	796	813	831	848	867	886	905	925
Base	OP:	427	432									
	OT:	780	791	774	780	785	802	819	837	855	874	893
Orig	BA:	752	1,258	1,324	1,342	1,401	1,410	1,478	1,496	1,565	1,585	1,654
Pres	OP:	558	535									
	OT:	889	953	1,050	1,156	1,290	1,368	1,403	1,449	1,491	1,536	1,578
Reest -	BA:	0	493	545	546	588	579	630	629	679	680	729
Mar15	OP:	0	0									
	OT:	0	65	192	357	525	548	565	592	613	642	663
Reest -	BA:	0	-1	0	0	0	0	0	0	0	0	0
Orig	OP:	-131	-103									
	OT:	-109	-97	-84	-19	20	-18	-19	-20	-23	-20	-22
Centers for Medicare and Medicaid Services												
Program management												
075 0511 0 1 552 BA01 30 87 10												
Federal Fund												
Pres 16	BA:	0	0	0	0	0	0	0	0	0	0	0
Reest	OP:	0	0									
	OT:	0	0	0	0	0	0	0	0	0	0	0
Mar 15	BA:	0	0	0	0	0	0	0	0	0	0	0
Base	OP:	0	0									
	OT:	0	0	0	0	0	0	0	0	0	0	0
Orig	BA:	46	0	0	0	0	0	0	0	0	0	0
Pres	OP:	54	54									
	OT:	54	54	6	3	3	0	0	0	0	0	0
Reest -	BA:	0	0	0	0	0	0	0	0	0	0	0
Mar15	OP:	0	0									
	OT:	0	0	0	0	0	0	0	0	0	0	0
Reest -	BA:	-46	0	0	0	0	0	0	0	0	0	0
Orig	OP:	-54	-54									
	OT:	-54	-54	-6	-3	-3	0	0	0	0	0	0



Sorted by FUNC, SFUN, TID, SUB
 (amounts in millions)

		2015	2016	2017	2018	2019	2020	2021	2022	2023	2024	2025
HEALTH (550)												
075 0511 0 1 552 BS01 30 87 10 A												
Sequester												
Pres 16	BA:	-14	0	0	0	0	0	0	0	0	0	0
Reest	OP:	0	0									
	OT:	0	0	0	0	0	0	0	0	0	0	0
Mar 15	BA:	-14	-5	0	0	0	0	0	0	0	0	0
Base	OP:	0	0									
	OT:	0	0	0	0	0	0	0	0	0	0	0
Orig	BA:	0	0	0	0	0	0	0	0	0	0	0
Pres	OP:	0	0									
	OT:	0	0	0	0	0	0	0	0	0	0	0
Reest -	BA:	0	5	0	0	0	0	0	0	0	0	0
Mar15	OP:	0	0									
	OT:	0	0	0	0	0	0	0	0	0	0	0
Reest -	BA:	-14	0	0	0	0	0	0	0	0	0	0
Orig	OP:	0	0									
	OT:	0	0	0	0	0	0	0	0	0	0	0
Account Total for Program management												
Pres 16	BA:	-14	0	0	0	0	0	0	0	0	0	0
Reest	OP:	0	0									
	OT:	0	0	0	0	0	0	0	0	0	0	0
Mar 15	BA:	-14	-5	0	0	0	0	0	0	0	0	0
Base	OP:	0	0									
	OT:	0	0	0	0	0	0	0	0	0	0	0
Orig	BA:	46	0	0	0	0	0	0	0	0	0	0
Pres	OP:	54	54									
	OT:	54	54	6	3	3	0	0	0	0	0	0
Reest -	BA:	0	5	0	0	0	0	0	0	0	0	0
Mar15	OP:	0	0									
	OT:	0	0	0	0	0	0	0	0	0	0	0
Reest -	BA:	-60	0	0	0	0	0	0	0	0	0	0
Orig	OP:	-54	-54									
	OT:	-54	-54	-6	-3	-3	0	0	0	0	0	0



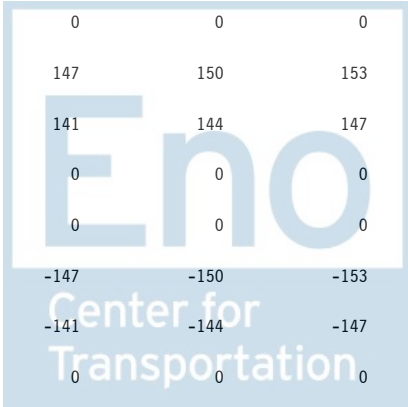
Sorted by FUNC, SFUN, TID, SUB
 (amounts in millions)

		2015	2016	2017	2018	2019	2020	2021	2022	2023	2024	2025
HEALTH (550)												
National Institutes of Health												
National Library of Medicine (Health research)												
075 0807 0 1 552 AA01 LA LA 03 0												
Appropriation												
Pres 16	BA:	337	394	0	0	0	0	0	0	0	0	0
Reest	OP:	146	177									
	OT:	321	382	186	51	7	4	0	0	0	0	0
Mar 15	BA:	337	344	353	363	373	383	393	404	415	426	438
Base	OP:	146	177									
	OT:	321	356	352	358	367	377	387	397	408	419	430
Orig	BA:	0	0	0	0	0	0	0	0	0	0	0
Pres	OP:	0	0									
	OT:	0	0	0	0	0	0	0	0	0	0	0
Reest -	BA:	0	50	-353	-363	-373	-383	-393	-404	-415	-426	-438
Mar15	OP:	0	0									
	OT:	0	26	-166	-307	-360	-373	-387	-397	-408	-419	-430
Reest -	BA:	337	394	0	0	0	0	0	0	0	0	0
Orig	OP:	146	177									
	OT:	321	382	186	51	7	4	0	0	0	0	0



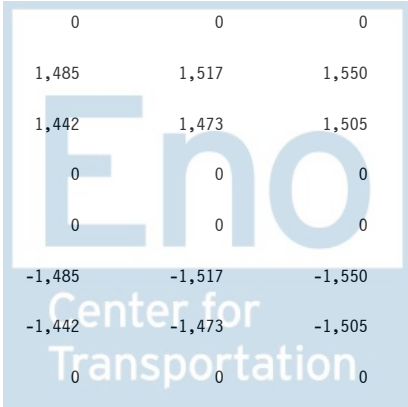
Sorted by FUNC, SFUN, TID, SUB
 (amounts in millions)

		2015	2016	2017	2018	2019	2020	2021	2022	2023	2024	2025
HEALTH (550)												
John E. Fogarty International Center												
075 0819 0 1 552 AA01 LA LA 03 0												
Appropriation												
Pres 16	BA:	68	70	0	0	0	0	0	0	0	0	0
Reest	OP:	39	58									
	OT:	61	80	52	15	3	1	0	0	0	0	0
Mar 15	BA:	68	69	71	72	74	76	78	80	82	84	86
Base	OP:	39	58									
	OT:	61	80	75	71	72	74	76	78	80	82	84
Orig	BA:	0	0	0	0	0	0	0	0	0	0	0
Pres	OP:	0	0									
	OT:	0	0	0	0	0	0	0	0	0	0	0
Reest -	BA:	0	1	-71	-72	-74	-76	-78	-80	-82	-84	-86
Mar15	OP:	0	0									
	OT:	0	0	-23	-56	-69	-73	-76	-78	-80	-82	-84
Reest -	BA:	68	70	0	0	0	0	0	0	0	0	0
Orig	OP:	39	58									
	OT:	61	80	52	15	3	1	0	0	0	0	0
Buildings and facilities												
075 0838 0 1 552 AA01 LA LA 03 0												
Appropriation												
Pres 16	BA:	129	129	0	0	0	0	0	0	0	0	0
Reest	OP:	86	184									
	OT:	108	206	133	80	33	12	5	0	0	0	0
Mar 15	BA:	129	131	133	136	139	142	144	147	150	153	156
Base	OP:	86	184									
	OT:	108	206	156	154	135	136	139	141	144	147	150
Orig	BA:	0	0	0	0	0	0	0	0	0	0	0
Pres	OP:	0	0									
	OT:	0	0	0	0	0	0	0	0	0	0	0
Reest -	BA:	0	-2	-133	-136	-139	-142	-144	-147	-150	-153	-156
Mar15	OP:	0	0									
	OT:	0	0	-23	-74	-102	-124	-134	-141	-144	-147	-150
Reest -	BA:	129	129	0	0	0	0	0	0	0	0	0
Orig	OP:	86	184									
	OT:	108	206	133	80	33	12	5	0	0	0	0



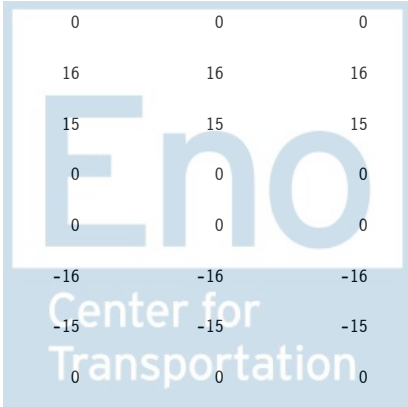
Sorted by FUNC, SFUN, TID, SUB
 (amounts in millions)

		2015	2016	2017	2018	2019	2020	2021	2022	2023	2024	2025
HEALTH (550)												
National Institute on Aging (Health research)												
075 0843 0 1 552 AA01 LA LA 03 0												
Appropriation												
Pres 16	BA:	1,199	1,267	0	0	0	0	0	0	0	0	0
Reest	OP:	789	1,019									
	OT:	1,065	1,310	980	268	50	13	0	0	0	0	0
Mar 15	BA:	1,199	1,219	1,242	1,270	1,297	1,325	1,354	1,384	1,414	1,445	1,477
Base	OP:	789	1,019									
	OT:	1,065	1,299	1,239	1,248	1,269	1,296	1,324	1,353	1,383	1,413	1,444
Orig	BA:	0	0	0	0	0	0	0	0	0	0	0
Pres	OP:	0	0									
	OT:	0	0	0	0	0	0	0	0	0	0	0
Reest -	BA:	0	48	-1,242	-1,270	-1,297	-1,325	-1,354	-1,384	-1,414	-1,445	-1,477
Mar15	OP:	0	0									
	OT:	0	11	-259	-980	-1,219	-1,283	-1,324	-1,353	-1,383	-1,413	-1,444
Reest -	BA:	1,199	1,267	0	0	0	0	0	0	0	0	0
Orig	OP:	789	1,019									
	OT:	1,065	1,310	980	268	50	13	0	0	0	0	0
National Institute of Child Health and Human Development (Health research)												
075 0844 0 1 552 AA01 LA LA 03 0												
Appropriation												
Pres 16	BA:	1,287	1,318	0	0	0	0	0	0	0	0	0
Reest	OP:	781	1,021									
	OT:	1,180	1,430	920	231	39	13	0	0	0	0	0
Mar 15	BA:	1,287	1,308	1,333	1,362	1,392	1,422	1,453	1,485	1,517	1,550	1,584
Base	OP:	781	1,021									
	OT:	1,180	1,426	1,328	1,332	1,352	1,381	1,411	1,442	1,473	1,505	1,538
Orig	BA:	0	0	0	0	0	0	0	0	0	0	0
Pres	OP:	0	0									
	OT:	0	0	0	0	0	0	0	0	0	0	0
Reest -	BA:	0	10	-1,333	-1,362	-1,392	-1,422	-1,453	-1,485	-1,517	-1,550	-1,584
Mar15	OP:	0	0									
	OT:	0	4	-408	-1,101	-1,313	-1,368	-1,411	-1,442	-1,473	-1,505	-1,538
Reest -	BA:	1,287	1,318	0	0	0	0	0	0	0	0	0
Orig	OP:	781	1,021									
	OT:	1,180	1,430	920	231	39	13	0	0	0	0	0




Sorted by FUNC, SFUN, TID, SUB
 (amounts in millions)

		2015	2016	2017	2018	2019	2020	2021	2022	2023	2024	2025
HEALTH (550)												
Office of the Director (Health research)												
075 0846 0 1 552 AA01 LA LA 03 0												
Appropriation												
Pres 16	BA:	1,401	1,430	0	0	0	0	0	0	0	0	0
Reest	OP:	1,142	937									
	OT:	1,478	1,280	1,024	369	57	14	0	0	0	0	0
Mar 15	BA:	1,401	1,433	1,468	1,509	1,551	1,594	1,638	1,683	1,729	1,777	1,825
Base	OP:	1,142	937									
	OT:	1,478	1,281	1,378	1,421	1,461	1,502	1,543	1,586	1,630	1,674	1,720
Orig	BA:	0	0	0	0	0	0	0	0	0	0	0
Pres	OP:	0	0									
	OT:	0	0	0	0	0	0	0	0	0	0	0
Reest -	BA:	0	-3	-1,468	-1,509	-1,551	-1,594	-1,638	-1,683	-1,729	-1,777	-1,825
Mar15	OP:	0	0									
	OT:	0	-1	-354	-1,052	-1,404	-1,488	-1,543	-1,586	-1,630	-1,674	-1,720
Reest -	BA:	1,401	1,430	0	0	0	0	0	0	0	0	0
Orig	OP:	1,142	937									
	OT:	1,478	1,280	1,024	369	57	14	0	0	0	0	0
075 0846 0 1 552 AA02 LA LA 03 0												
Appropriation												
Kids First Funding from Pediatric Research Initiative Fund												
Pres 16	BA:	13	13	0	0	0	0	0	0	0	0	0
Reest	OP:	0	6									
	OT:	3	9	9	3	1	0	0	0	0	0	0
Mar 15	BA:	13	13	14	14	14	15	15	16	16	16	17
Base	OP:	0	6									
	OT:	3	9	12	13	14	14	14	15	15	15	16
Orig	BA:	0	0	0	0	0	0	0	0	0	0	0
Pres	OP:	0	0									
	OT:	0	0	0	0	0	0	0	0	0	0	0
Reest -	BA:	0	0	-14	-14	-14	-15	-15	-16	-16	-16	-17
Mar15	OP:	0	0									
	OT:	0	0	-3	-10	-13	-14	-14	-15	-15	-15	-16
Reest -	BA:	13	13	0	0	0	0	0	0	0	0	0
Orig	OP:	0	6									
	OT:	3	9	9	3	1	0	0	0	0	0	0




Sorted by FUNC, SFUN, TID, SUB
 (amounts in millions)

		2015	2016	2017	2018	2019	2020	2021	2022	2023	2024	2025
HEALTH (550)												
Account Total for Office of the Director (Health research)												
Pres 16	BA:	1,414	1,443	0	0	0	0	0	0	0	0	0
Reest	OP:	1,142	943									
	OT:	1,481	1,289	1,033	372	58	14	0	0	0	0	0
Mar 15	BA:	1,414	1,446	1,482	1,523	1,565	1,609	1,653	1,699	1,745	1,793	1,842
Base	OP:	1,142	943									
	OT:	1,481	1,290	1,390	1,434	1,475	1,516	1,557	1,601	1,645	1,689	1,736
Orig	BA:	0	0	0	0	0	0	0	0	0	0	0
Pres	OP:	0	0									
	OT:	0	0	0	0	0	0	0	0	0	0	0
Reest -	BA:	0	-3	-1,482	-1,523	-1,565	-1,609	-1,653	-1,699	-1,745	-1,793	-1,842
Mar15	OP:	0	0									
	OT:	0	-1	-357	-1,062	-1,417	-1,502	-1,557	-1,601	-1,645	-1,689	-1,736
Reest -	BA:	1,414	1,443	0	0	0	0	0	0	0	0	0
Orig	OP:	1,142	943									
	OT:	1,481	1,289	1,033	372	58	14	0	0	0	0	0
National center for research resources (Health research)												
075 0848 0 1 552 AA01 LA LA 03 A												
Appropriation												
Pres 16	BA:	0	0	0	0	0	0	0	0	0	0	0
Reest	OP:	1	1									
	OT:	1	1	0	0	0	0	0	0	0	0	0
Mar 15	BA:	0	0	0	0	0	0	0	0	0	0	0
Base	OP:	1	1									
	OT:	1	1	0	0	0	0	0	0	0	0	0
Orig	BA:	0	0	0	0	0	0	0	0	0	0	0
Pres	OP:	0	0									
	OT:	0	0	0	0	0	0	0	0	0	0	0
Reest -	BA:	0	0	0	0	0	0	0	0	0	0	0
Mar15	OP:	0	0									
	OT:	0	0	0	0	0	0	0	0	0	0	0
Reest -	BA:	0	0	0	0	0	0	0	0	0	0	0
Orig	OP:	1	1									
	OT:	1	1	0	0	0	0	0	0	0	0	0




Sorted by FUNC, SFUN, TID, SUB
 (amounts in millions)

		2015	2016	2017	2018	2019	2020	2021	2022	2023	2024	2025
HEALTH (550)												
075 0848 0 1 552 DE01 LA LA 03 0 STIM09												
Supplemental Emergency												
Pres 16	BA:	0	0	0	0	0	0	0	0	0	0	0
Reest	OP:	104	16									
	OT:	104	16	0	0	0	0	0	0	0	0	0
Mar 15	BA:	0	0	0	0	0	0	0	0	0	0	0
Base	OP:	104	16									
	OT:	104	16	0	0	0	0	0	0	0	0	0
Orig	BA:	0	0	0	0	0	0	0	0	0	0	0
Pres	OP:	0	0									
	OT:	0	0	0	0	0	0	0	0	0	0	0
Reest -	BA:	0	0	0	0	0	0	0	0	0	0	0
Mar15	OP:	0	0									
	OT:	0	0	0	0	0	0	0	0	0	0	0
Reest -	BA:	0	0	0	0	0	0	0	0	0	0	0
Orig	OP:	104	16									
	OT:	104	16	0	0	0	0	0	0	0	0	0
Account Total for National center for research resources (Health research)												
Pres 16	BA:	0	0	0	0	0	0	0	0	0	0	0
Reest	OP:	105	17									
	OT:	105	17	0	0	0	0	0	0	0	0	0
Mar 15	BA:	0	0	0	0	0	0	0	0	0	0	0
Base	OP:	105	17									
	OT:	105	17	0	0	0	0	0	0	0	0	0
Orig	BA:	0	0	0	0	0	0	0	0	0	0	0
Pres	OP:	0	0									
	OT:	0	0	0	0	0	0	0	0	0	0	0
Reest -	BA:	0	0	0	0	0	0	0	0	0	0	0
Mar15	OP:	0	0									
	OT:	0	0	0	0	0	0	0	0	0	0	0
Reest -	BA:	0	0	0	0	0	0	0	0	0	0	0
Orig	OP:	105	17									
	OT:	105	17	0	0	0	0	0	0	0	0	0



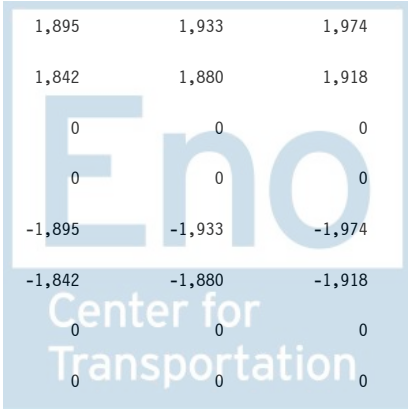
Sorted by FUNC, SFUN, TID, SUB
 (amounts in millions)

		2015	2016	2017	2018	2019	2020	2021	2022	2023	2024	2025
HEALTH (550)												
National Cancer Institute (Health research)												
075 0849 0 1 552 AA01 LA LA 03 0												
Appropriation												
Pres 16	BA:	4,950	5,098	0	0	0	0	0	0	0	0	0
Reest	OP:	3,375	3,032									
	OT:	4,761	4,459	3,631	1,093	257	155	0	0	0	0	0
Mar 15	BA:	4,950	5,034	5,132	5,246	5,361	5,481	5,601	5,727	5,853	5,984	6,116
Base	OP:	3,375	3,032									
	OT:	4,761	4,442	5,034	5,273	5,256	5,367	5,380	5,499	5,622	5,746	5,874
Orig	BA:	0	0	0	0	0	0	0	0	0	0	0
Pres	OP:	0	0									
	OT:	0	0	0	0	0	0	0	0	0	0	0
Reest -	BA:	0	64	-5,132	-5,246	-5,361	-5,481	-5,601	-5,727	-5,853	-5,984	-6,116
Mar15	OP:	0	0									
	OT:	0	17	-1,403	-4,180	-4,999	-5,212	-5,380	-5,499	-5,622	-5,746	-5,874
Reest -	BA:	4,950	5,098	0	0	0	0	0	0	0	0	0
Orig	OP:	3,375	3,032									
	OT:	4,761	4,459	3,631	1,093	257	155	0	0	0	0	0
075 0849 0 1 552 DE01 LA LA 03 A STIM09												
Supplemental Emergency												
Pres 16	BA:	0	0	0	0	0	0	0	0	0	0	0
Reest	OP:	60	15									
	OT:	60	15	0	0	0	0	0	0	0	0	0
Mar 15	BA:	0	0	0	0	0	0	0	0	0	0	0
Base	OP:	60	15									
	OT:	60	15	0	0	0	0	0	0	0	0	0
Orig	BA:	0	0	0	0	0	0	0	0	0	0	0
Pres	OP:	0	0									
	OT:	0	0	0	0	0	0	0	0	0	0	0
Reest -	BA:	0	0	0	0	0	0	0	0	0	0	0
Mar15	OP:	0	0									
	OT:	0	0	0	0	0	0	0	0	0	0	0
Reest -	BA:	0	0	0	0	0	0	0	0	0	0	0
Orig	OP:	60	15									
	OT:	60	15	0	0	0	0	0	0	0	0	0



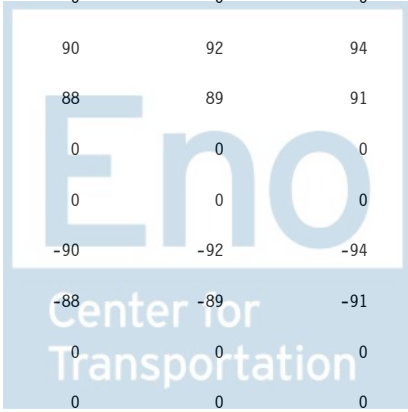
Sorted by FUNC, SFUN, TID, SUB
 (amounts in millions)

		2015	2016	2017	2018	2019	2020	2021	2022	2023	2024	2025
HEALTH (550)												
Account Total for National Cancer Institute (Health research)												
Pres 16	BA:	4,950	5,098	0	0	0	0	0	0	0	0	0
Reest	OP:	3,435	3,047									
	OT:	4,821	4,474	3,631	1,093	257	155	0	0	0	0	0
Mar 15	BA:	4,950	5,034	5,132	5,246	5,361	5,481	5,601	5,727	5,853	5,984	6,116
Base	OP:	3,435	3,047									
	OT:	4,821	4,457	5,034	5,273	5,256	5,367	5,380	5,499	5,622	5,746	5,874
Orig	BA:	0	0	0	0	0	0	0	0	0	0	0
Pres	OP:	0	0									
	OT:	0	0	0	0	0	0	0	0	0	0	0
Reest -	BA:	0	64	-5,132	-5,246	-5,361	-5,481	-5,601	-5,727	-5,853	-5,984	-6,116
Mar15	OP:	0	0									
	OT:	0	17	-1,403	-4,180	-4,999	-5,212	-5,380	-5,499	-5,622	-5,746	-5,874
Reest -	BA:	4,950	5,098	0	0	0	0	0	0	0	0	0
Orig	OP:	3,435	3,047									
	OT:	4,821	4,474	3,631	1,093	257	155	0	0	0	0	0
National Institute of General Medical Sciences (Health research)												
075 0851 0 1 552 AA01 LA LA 03 0												
Appropriation												
Pres 16	BA:	1,656	1,586	0	0	0	0	0	0	0	0	0
Reest	OP:	1,885	1,333									
	OT:	2,249	1,682	1,229	175	16	0	0	0	0	0	0
Mar 15	BA:	1,656	1,681	1,712	1,747	1,782	1,819	1,856	1,895	1,933	1,974	2,014
Base	OP:	1,885	1,333									
	OT:	2,249	1,703	1,669	1,699	1,733	1,768	1,805	1,842	1,880	1,918	1,958
Orig	BA:	0	0	0	0	0	0	0	0	0	0	0
Pres	OP:	0	0									
	OT:	0	0	0	0	0	0	0	0	0	0	0
Reest -	BA:	0	-95	-1,712	-1,747	-1,782	-1,819	-1,856	-1,895	-1,933	-1,974	-2,014
Mar15	OP:	0	0									
	OT:	0	-21	-440	-1,524	-1,717	-1,768	-1,805	-1,842	-1,880	-1,918	-1,958
Reest -	BA:	1,656	1,586	0	0	0	0	0	0	0	0	0
Orig	OP:	1,885	1,333									
	OT:	2,249	1,682	1,229	175	16	0	0	0	0	0	0



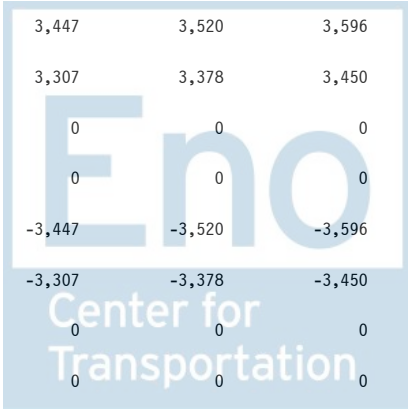
Sorted by FUNC, SFUN, TID, SUB
 (amounts in millions)

		2015	2016	2017	2018	2019	2020	2021	2022	2023	2024	2025
HEALTH (550)												
National Institute of Environmental Health Sciences (Health research)												
075 0862 0 1 552 AA01 LA LA 03 0												
Appropriation												
Pres 16	BA:	668	682	0	0	0	0	0	0	0	0	0
Reest	OP:	383	515									
	OT:	610	747	448	95	7	0	0	0	0	0	0
Mar 15	BA:	668	680	694	711	727	745	762	780	798	817	836
Base	OP:	383	515									
	OT:	610	746	683	691	707	723	741	758	776	794	812
Orig	BA:	0	0	0	0	0	0	0	0	0	0	0
Pres	OP:	0	0									
	OT:	0	0	0	0	0	0	0	0	0	0	0
Reest -	BA:	0	2	-694	-711	-727	-745	-762	-780	-798	-817	-836
Mar15	OP:	0	0									
	OT:	0	1	-235	-596	-700	-723	-741	-758	-776	-794	-812
Reest -	BA:	668	682	0	0	0	0	0	0	0	0	0
Orig	OP:	383	515									
	OT:	610	747	448	95	7	0	0	0	0	0	0
075 0862 0 1 552 AA03 IN IN 03 0												
Appropriation												
Pres 16	BA:	77	77	0	0	0	0	0	0	0	0	0
Reest	OP:	55	51									
	OT:	81	77	50	11	1	0	0	0	0	0	0
Mar 15	BA:	77	78	80	82	84	86	88	90	92	94	96
Base	OP:	55	51									
	OT:	81	78	78	80	82	84	86	88	89	91	93
Orig	BA:	0	0	0	0	0	0	0	0	0	0	0
Pres	OP:	0	0									
	OT:	0	0	0	0	0	0	0	0	0	0	0
Reest -	BA:	0	-1	-80	-82	-84	-86	-88	-90	-92	-94	-96
Mar15	OP:	0	0									
	OT:	0	-1	-28	-69	-81	-84	-86	-88	-89	-91	-93
Reest -	BA:	77	77	0	0	0	0	0	0	0	0	0
Orig	OP:	55	51									
	OT:	81	77	50	11	1	0	0	0	0	0	0



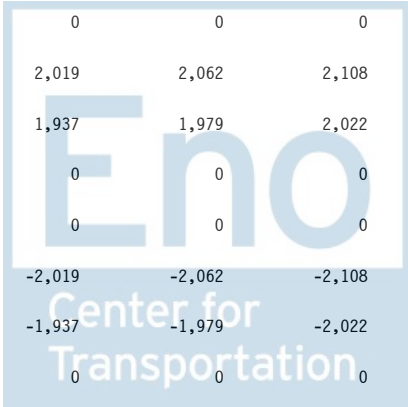
Sorted by FUNC, SFUN, TID, SUB
 (amounts in millions)

		2015	2016	2017	2018	2019	2020	2021	2022	2023	2024	2025
HEALTH (550)												
Account Total for National Institute of Environmental Health Sciences (Health research)												
Pres 16	BA:	745	759	0	0	0	0	0	0	0	0	0
Reest	OP:	438	566									
	OT:	691	824	498	106	8	0	0	0	0	0	0
Mar 15	BA:	745	758	774	793	811	831	850	870	890	911	932
Base	OP:	438	566									
	OT:	691	824	761	771	789	807	827	846	865	885	905
Orig	BA:	0	0	0	0	0	0	0	0	0	0	0
Pres	OP:	0	0									
	OT:	0	0	0	0	0	0	0	0	0	0	0
Reest -	BA:	0	1	-774	-793	-811	-831	-850	-870	-890	-911	-932
Mar15	OP:	0	0									
	OT:	0	0	-263	-665	-781	-807	-827	-846	-865	-885	-905
Reest -	BA:	745	759	0	0	0	0	0	0	0	0	0
Orig	OP:	438	566									
	OT:	691	824	498	106	8	0	0	0	0	0	0
National Heart, Lung and Blood Institute (Health research)												
075 0872 0 1 552 AA01 LA LA 03 0												
Appropriation												
Pres 16	BA:	2,998	3,072	0	0	0	0	0	0	0	0	0
Reest	OP:	2,108	2,062									
	OT:	2,798	2,769	2,268	571	91	31	0	0	0	0	0
Mar 15	BA:	2,998	3,046	3,103	3,169	3,235	3,305	3,374	3,447	3,520	3,596	3,672
Base	OP:	2,108	2,062									
	OT:	2,798	2,763	2,967	3,034	3,106	3,171	3,239	3,307	3,378	3,450	3,524
Orig	BA:	0	0	0	0	0	0	0	0	0	0	0
Pres	OP:	0	0									
	OT:	0	0	0	0	0	0	0	0	0	0	0
Reest -	BA:	0	26	-3,103	-3,169	-3,235	-3,305	-3,374	-3,447	-3,520	-3,596	-3,672
Mar15	OP:	0	0									
	OT:	0	6	-699	-2,463	-3,015	-3,140	-3,239	-3,307	-3,378	-3,450	-3,524
Reest -	BA:	2,998	3,072	0	0	0	0	0	0	0	0	0
Orig	OP:	2,108	2,062									
	OT:	2,798	2,769	2,268	571	91	31	0	0	0	0	0




Sorted by FUNC, SFUN, TID, SUB
 (amounts in millions)

		2015	2016	2017	2018	2019	2020	2021	2022	2023	2024	2025
HEALTH (550)												
National Institute of Dental Research (Health research)												
075 0873 0 1 552 AA01 LA LA 03 0												
Appropriation												
Pres 16	BA:	400	407	0	0	0	0	0	0	0	0	0
Reest	OP:	247	352									
	OT:	363	470	291	69	8	0	0	0	0	0	0
Mar 15	BA:	400	407	415	425	435	445	455	466	476	487	499
Base	OP:	247	352									
	OT:	363	470	411	408	418	427	437	447	458	468	479
Orig	BA:	0	0	0	0	0	0	0	0	0	0	0
Pres	OP:	0	0									
	OT:	0	0	0	0	0	0	0	0	0	0	0
Reest -	BA:	0	0	-415	-425	-435	-445	-455	-466	-476	-487	-499
Mar15	OP:	0	0									
	OT:	0	0	-120	-339	-410	-427	-437	-447	-458	-468	-479
Reest -	BA:	400	407	0	0	0	0	0	0	0	0	0
Orig	OP:	247	352									
	OT:	363	470	291	69	8	0	0	0	0	0	0
National Institute of Diabetes and Digestive and Kidney Diseases (Health												
075 0884 0 1 552 AA01 LA LA 03 0												
Appropriation												
Pres 16	BA:	1,750	1,788	0	0	0	0	0	0	0	0	0
Reest	OP:	1,334	1,275									
	OT:	1,772	1,722	1,297	338	71	18	0	0	0	0	0
Mar 15	BA:	1,750	1,779	1,813	1,852	1,892	1,934	1,975	2,019	2,062	2,108	2,153
Base	OP:	1,334	1,275									
	OT:	1,772	1,720	1,745	1,778	1,816	1,855	1,896	1,937	1,979	2,022	2,066
Orig	BA:	0	0	0	0	0	0	0	0	0	0	0
Pres	OP:	0	0									
	OT:	0	0	0	0	0	0	0	0	0	0	0
Reest -	BA:	0	9	-1,813	-1,852	-1,892	-1,934	-1,975	-2,019	-2,062	-2,108	-2,153
Mar15	OP:	0	0									
	OT:	0	2	-448	-1,440	-1,745	-1,837	-1,896	-1,937	-1,979	-2,022	-2,066
Reest -	BA:	1,750	1,788	0	0	0	0	0	0	0	0	0
Orig	OP:	1,334	1,275									
	OT:	1,772	1,722	1,297	338	71	18	0	0	0	0	0



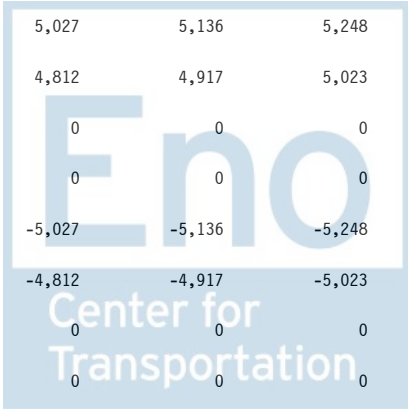
Sorted by FUNC, SFUN, TID, SUB
 (amounts in millions)

		2015	2016	2017	2018	2019	2020	2021	2022	2023	2024	2025
HEALTH (550)												
075 0884 0 1 552 BA02 30 87 10 N												
Federal Fund												
Type 1 Diabetes Grants												
Pres 16	BA:	150	0	0	0	0	0	0	0	0	0	0
Reest	OP:	0	0									
	OT:	150	0	0	0	0	0	0	0	0	0	0
Mar 15	BA:	150	0	0	0	0	0	0	0	0	0	0
Base	OP:	0	0									
	OT:	150	0	0	0	0	0	0	0	0	0	0
Orig	BA:	0	0	0	0	0	0	0	0	0	0	0
Pres	OP:	0	0									
	OT:	0	0	0	0	0	0	0	0	0	0	0
Reest -	BA:	0	0	0	0	0	0	0	0	0	0	0
Mar15	OP:	0	0									
	OT:	0	0	0	0	0	0	0	0	0	0	0
Reest -	BA:	150	0	0	0	0	0	0	0	0	0	0
Orig	OP:	0	0									
	OT:	150	0	0	0	0	0	0	0	0	0	0
075 0884 0 1 552 EA01 30 87 10												
Proposed Legislation												
Type I Diabetes												
Pres 16	BA:	0	150	150	150	0	0	0	0	0	0	0
Reest	OP:	0	0									
	OT:	0	140	150	150	10	0	0	0	0	0	0
Mar 15	BA:	0	0	0	0	0	0	0	0	0	0	0
Base	OP:	0	0									
	OT:	0	0	0	0	0	0	0	0	0	0	0
Orig	BA:	0	0	0	0	0	0	0	0	0	0	0
Pres	OP:	0	0									
	OT:	0	0	0	0	0	0	0	0	0	0	0
Reest -	BA:	0	150	150	150	0	0	0	0	0	0	0
Mar15	OP:	0	0									
	OT:	0	140	150	150	10	0	0	0	0	0	0
Reest -	BA:	0	150	150	150	0	0	0	0	0	0	0
Orig	OP:	0	0									
	OT:	0	140	150	150	10	0	0	0	0	0	0




Sorted by FUNC, SFUN, TID, SUB
 (amounts in millions)

		2015	2016	2017	2018	2019	2020	2021	2022	2023	2024	2025
HEALTH (550)												
Account Total for National Institute of Diabetes and Digestive and Kidney Diseases (Health)												
Pres 16	BA:	1,900	1,938	150	150	0	0	0	0	0	0	0
Reest	OP:	1,334	1,275									
	OT:	1,922	1,862	1,447	488	81	18	0	0	0	0	0
Mar 15	BA:	1,900	1,779	1,813	1,852	1,892	1,934	1,975	2,019	2,062	2,108	2,153
Base	OP:	1,334	1,275									
	OT:	1,922	1,720	1,745	1,778	1,816	1,855	1,896	1,937	1,979	2,022	2,066
Orig	BA:	0	0	0	0	0	0	0	0	0	0	0
Pres	OP:	0	0									
	OT:	0	0	0	0	0	0	0	0	0	0	0
Reest -	BA:	0	159	-1,663	-1,702	-1,892	-1,934	-1,975	-2,019	-2,062	-2,108	-2,153
Mar15	OP:	0	0									
	OT:	0	142	-298	-1,290	-1,735	-1,837	-1,896	-1,937	-1,979	-2,022	-2,066
Reest -	BA:	1,900	1,938	150	150	0	0	0	0	0	0	0
Orig	OP:	1,334	1,275									
	OT:	1,922	1,862	1,447	488	81	18	0	0	0	0	0
National Institute of Allergy and Infectious Diseases (Health research)												
075 0885 0 1 552 AA01 LA LA 03 0												
Appropriation												
Pres 16	BA:	4,359	4,615	0	0	0	0	0	0	0	0	0
Reest	OP:	3,389	2,519									
	OT:	4,566	3,765	3,111	1,103	408	138	0	0	0	0	0
Mar 15	BA:	4,359	4,431	4,515	4,614	4,712	4,816	4,919	5,027	5,136	5,248	5,362
Base	OP:	3,389	2,519									
	OT:	4,566	3,715	4,246	4,396	4,514	4,610	4,710	4,812	4,917	5,023	5,133
Orig	BA:	0	0	0	0	0	0	0	0	0	0	0
Pres	OP:	0	0									
	OT:	0	0	0	0	0	0	0	0	0	0	0
Reest -	BA:	0	184	-4,515	-4,614	-4,712	-4,816	-4,919	-5,027	-5,136	-5,248	-5,362
Mar15	OP:	0	0									
	OT:	0	50	-1,135	-3,293	-4,106	-4,472	-4,710	-4,812	-4,917	-5,023	-5,133
Reest -	BA:	4,359	4,615	0	0	0	0	0	0	0	0	0
Orig	OP:	3,389	2,519									
	OT:	4,566	3,765	3,111	1,103	408	138	0	0	0	0	0



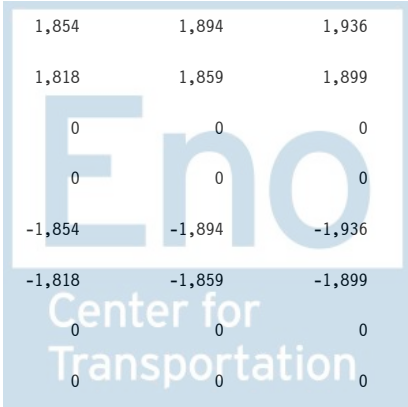
Sorted by FUNC, SFUN, TID, SUB
 (amounts in millions)

		2015	2016	2017	2018	2019	2020	2021	2022	2023	2024	2025
HEALTH (550)												
075 0885 0 1 552 AE01 LA LA 03 0 EBOLA												
Regular Appropriation Emergency												
Pres 16	BA:	238	0	0	0	0	0	0	0	0	0	0
Reest	OP:	0	109									
	OT:	64	109	38	14	7	0	0	0	0	0	0
Mar 15	BA:	238	242	247	252	257	263	269	274	280	287	293
Base	OP:	0	109									
	OT:	64	174	216	235	246	252	257	263	268	274	280
Orig	BA:	0	0	0	0	0	0	0	0	0	0	0
Pres	OP:	0	0									
	OT:	0	0	0	0	0	0	0	0	0	0	0
Reest -	BA:	0	-242	-247	-252	-257	-263	-269	-274	-280	-287	-293
Mar15	OP:	0	0									
	OT:	0	-65	-178	-221	-239	-252	-257	-263	-268	-274	-280
Reest -	BA:	238	0	0	0	0	0	0	0	0	0	0
Orig	OP:	0	109									
	OT:	64	109	38	14	7	0	0	0	0	0	0
075 0885 0 1 552 DE01 LA LA 03 N STIM09												
Supplemental Emergency												
Pres 16	BA:	0	0	0	0	0	0	0	0	0	0	0
Reest	OP:	16	0									
	OT:	16	0	0	0	0	0	0	0	0	0	0
Mar 15	BA:	0	0	0	0	0	0	0	0	0	0	0
Base	OP:	16	0									
	OT:	16	0	0	0	0	0	0	0	0	0	0
Orig	BA:	0	0	0	0	0	0	0	0	0	0	0
Pres	OP:	0	0									
	OT:	0	0	0	0	0	0	0	0	0	0	0
Reest -	BA:	0	0	0	0	0	0	0	0	0	0	0
Mar15	OP:	0	0									
	OT:	0	0	0	0	0	0	0	0	0	0	0
Reest -	BA:	0	0	0	0	0	0	0	0	0	0	0
Orig	OP:	16	0									
	OT:	16	0	0	0	0	0	0	0	0	0	0



Sorted by FUNC, SFUN, TID, SUB
 (amounts in millions)

		2015	2016	2017	2018	2019	2020	2021	2022	2023	2024	2025
HEALTH (550)												
Account Total for National Institute of Allergy and Infectious Diseases (Health research)												
Pres 16	BA:	4,597	4,615	0	0	0	0	0	0	0	0	0
Reest	OP:	3,405	2,628									
	OT:	4,646	3,874	3,149	1,117	415	138	0	0	0	0	0
Mar 15	BA:	4,597	4,673	4,762	4,866	4,969	5,079	5,188	5,301	5,416	5,535	5,655
Base	OP:	3,405	2,628									
	OT:	4,646	3,889	4,462	4,631	4,760	4,862	4,967	5,075	5,185	5,297	5,413
Orig	BA:	0	0	0	0	0	0	0	0	0	0	0
Pres	OP:	0	0									
	OT:	0	0	0	0	0	0	0	0	0	0	0
Reest -	BA:	0	-58	-4,762	-4,866	-4,969	-5,079	-5,188	-5,301	-5,416	-5,535	-5,655
Mar15	OP:	0	0									
	OT:	0	-15	-1,313	-3,514	-4,345	-4,724	-4,967	-5,075	-5,185	-5,297	-5,413
Reest -	BA:	4,597	4,615	0	0	0	0	0	0	0	0	0
Orig	OP:	3,405	2,628									
	OT:	4,646	3,874	3,149	1,117	415	138	0	0	0	0	0
National Institute of Neurological Disorders and Stroke (Health research 075 0886 0 1 552 AA01 LA LA 03 0 Appropriation												
Pres 16	BA:	1,605	1,660	0	0	0	0	0	0	0	0	0
Reest	OP:	1,152	1,156									
	OT:	1,617	1,637	1,170	248	33	0	0	0	0	0	0
Mar 15	BA:	1,605	1,632	1,663	1,700	1,737	1,775	1,813	1,854	1,894	1,936	1,978
Base	OP:	1,152	1,156									
	OT:	1,617	1,629	1,637	1,669	1,705	1,742	1,780	1,818	1,859	1,899	1,941
Orig	BA:	0	0	0	0	0	0	0	0	0	0	0
Pres	OP:	0	0									
	OT:	0	0	0	0	0	0	0	0	0	0	0
Reest -	BA:	0	28	-1,663	-1,700	-1,737	-1,775	-1,813	-1,854	-1,894	-1,936	-1,978
Mar15	OP:	0	0									
	OT:	0	8	-467	-1,421	-1,672	-1,742	-1,780	-1,818	-1,859	-1,899	-1,941
Reest -	BA:	1,605	1,660	0	0	0	0	0	0	0	0	0
Orig	OP:	1,152	1,156									
	OT:	1,617	1,637	1,170	248	33	0	0	0	0	0	0



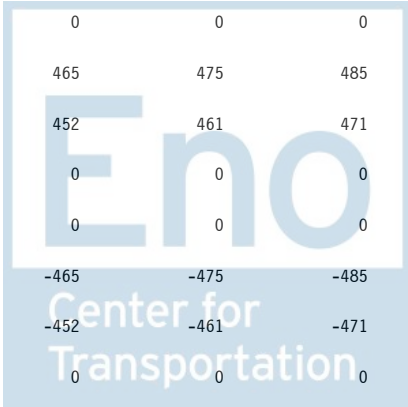
Sorted by FUNC, SFUN, TID, SUB
 (amounts in millions)

		2015	2016	2017	2018	2019	2020	2021	2022	2023	2024	2025
HEALTH (550)												
National Eye Institute (Health research)												
075 0887 0 1 552 AA01 LA LA 03 0												
Appropriation												
Pres 16	BA:	684	695	0	0	0	0	0	0	0	0	0
Reest	OP:	482	615									
	OT:	653	789	521	111	14	0	0	0	0	0	0
Mar 15	BA:	684	695	708	723	739	755	771	787	804	822	839
Base	OP:	482	615									
	OT:	653	789	698	695	710	725	741	757	773	789	807
Orig	BA:	0	0	0	0	0	0	0	0	0	0	0
Pres	OP:	0	0									
	OT:	0	0	0	0	0	0	0	0	0	0	0
Reest -	BA:	0	0	-708	-723	-739	-755	-771	-787	-804	-822	-839
Mar15	OP:	0	0									
	OT:	0	0	-177	-584	-696	-725	-741	-757	-773	-789	-807
Reest -	BA:	684	695	0	0	0	0	0	0	0	0	0
Orig	OP:	482	615									
	OT:	653	789	521	111	14	0	0	0	0	0	0
National Institute of Arthritis and Musculoskeletal and Skin Diseases (H)												
075 0888 0 1 552 AA01 LA LA 03 0												
Appropriation												
Pres 16	BA:	522	533	0	0	0	0	0	0	0	0	0
Reest	OP:	369	453									
	OT:	494	581	409	96	16	5	0	0	0	0	0
Mar 15	BA:	522	530	540	552	563	575	587	600	613	626	639
Base	OP:	369	453									
	OT:	494	580	537	536	547	558	570	582	594	607	620
Orig	BA:	0	0	0	0	0	0	0	0	0	0	0
Pres	OP:	0	0									
	OT:	0	0	0	0	0	0	0	0	0	0	0
Reest -	BA:	0	3	-540	-552	-563	-575	-587	-600	-613	-626	-639
Mar15	OP:	0	0									
	OT:	0	1	-128	-440	-531	-553	-570	-582	-594	-607	-620
Reest -	BA:	522	533	0	0	0	0	0	0	0	0	0
Orig	OP:	369	453									
	OT:	494	581	409	96	16	5	0	0	0	0	0



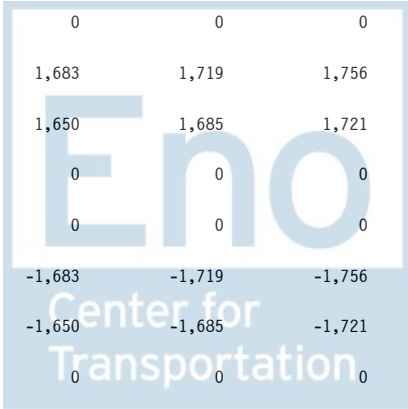
Sorted by FUNC, SFUN, TID, SUB
 (amounts in millions)

		2015	2016	2017	2018	2019	2020	2021	2022	2023	2024	2025
HEALTH (550)												
National Institute for Nursing Research (Health research)												
075 0889 0 1 552 AA01 LA LA 03 0												
Appropriation												
Pres 16	BA:	141	145	0	0	0	0	0	0	0	0	0
Reest	OP:	101	158									
	OT:	126	184	121	33	4	0	0	0	0	0	0
Mar 15	BA:	141	143	146	149	152	156	159	162	166	169	173
Base	OP:	101	158									
	OT:	126	184	146	146	149	152	156	159	162	166	169
Orig	BA:	0	0	0	0	0	0	0	0	0	0	0
Pres	OP:	0	0									
	OT:	0	0	0	0	0	0	0	0	0	0	0
Reest -	BA:	0	2	-146	-149	-152	-156	-159	-162	-166	-169	-173
Mar15	OP:	0	0									
	OT:	0	0	-25	-113	-145	-152	-156	-159	-162	-166	-169
Reest -	BA:	141	145	0	0	0	0	0	0	0	0	0
Orig	OP:	101	158									
	OT:	126	184	121	33	4	0	0	0	0	0	0
National Institute on Deafness and Other Communicative Disorders (Health												
075 0890 0 1 552 AA01 LA LA 03 0												
Appropriation												
Pres 16	BA:	405	416	0	0	0	0	0	0	0	0	0
Reest	OP:	278	335									
	OT:	387	447	300	62	8	0	0	0	0	0	0
Mar 15	BA:	405	411	419	428	437	446	455	465	475	485	495
Base	OP:	278	335									
	OT:	387	446	410	416	425	434	442	452	461	471	481
Orig	BA:	0	0	0	0	0	0	0	0	0	0	0
Pres	OP:	0	0									
	OT:	0	0	0	0	0	0	0	0	0	0	0
Reest -	BA:	0	5	-419	-428	-437	-446	-455	-465	-475	-485	-495
Mar15	OP:	0	0									
	OT:	0	1	-110	-354	-417	-434	-442	-452	-461	-471	-481
Reest -	BA:	405	416	0	0	0	0	0	0	0	0	0
Orig	OP:	278	335									
	OT:	387	447	300	62	8	0	0	0	0	0	0



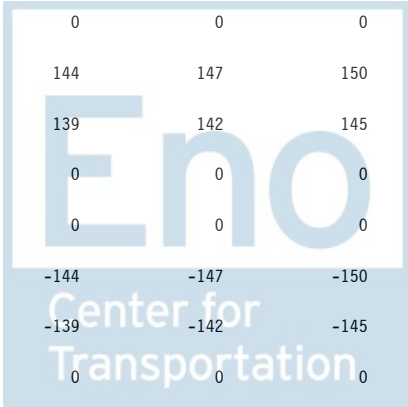
Sorted by FUNC, SFUN, TID, SUB
 (amounts in millions)

		2015	2016	2017	2018	2019	2020	2021	2022	2023	2024	2025
HEALTH (550)												
National human genome research institute												
075 0891 0 1 552 AA01 LA LA 03 0												
Appropriation												
Pres 16	BA:	499	516	0	0	0	0	0	0	0	0	0
Reest	OP:	265	417									
	OT:	470	629	308	63	10	5	0	0	0	0	0
Mar 15	BA:	499	507	516	527	537	549	560	572	584	596	608
Base	OP:	265	417									
	OT:	470	625	516	515	524	535	546	558	569	581	593
Orig	BA:	0	0	0	0	0	0	0	0	0	0	0
Pres	OP:	0	0									
	OT:	0	0	0	0	0	0	0	0	0	0	0
Reest -	BA:	0	9	-516	-527	-537	-549	-560	-572	-584	-596	-608
Mar15	OP:	0	0									
	OT:	0	4	-208	-452	-514	-530	-546	-558	-569	-581	-593
Reest -	BA:	499	516	0	0	0	0	0	0	0	0	0
Orig	OP:	265	417									
	OT:	470	629	308	63	10	5	0	0	0	0	0
National Institute of Mental Health												
075 0892 0 1 552 AA01 LA LA 03 0												
Appropriation												
Pres 16	BA:	1,463	1,489	0	0	0	0	0	0	0	0	0
Reest	OP:	1,031	1,055									
	OT:	1,426	1,457	1,081	252	44	15	0	0	0	0	0
Mar 15	BA:	1,463	1,486	1,514	1,547	1,579	1,613	1,647	1,683	1,719	1,756	1,793
Base	OP:	1,031	1,055									
	OT:	1,426	1,456	1,488	1,517	1,549	1,581	1,615	1,650	1,685	1,721	1,758
Orig	BA:	0	0	0	0	0	0	0	0	0	0	0
Pres	OP:	0	0									
	OT:	0	0	0	0	0	0	0	0	0	0	0
Reest -	BA:	0	3	-1,514	-1,547	-1,579	-1,613	-1,647	-1,683	-1,719	-1,756	-1,793
Mar15	OP:	0	0									
	OT:	0	1	-407	-1,265	-1,505	-1,566	-1,615	-1,650	-1,685	-1,721	-1,758
Reest -	BA:	1,463	1,489	0	0	0	0	0	0	0	0	0
Orig	OP:	1,031	1,055									
	OT:	1,426	1,457	1,081	252	44	15	0	0	0	0	0



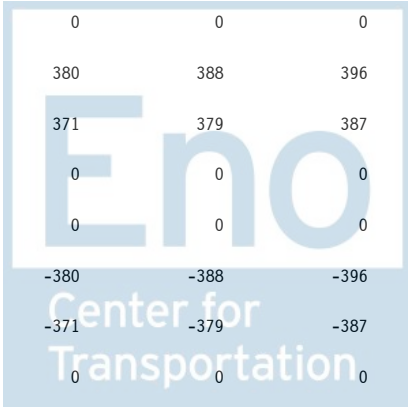
Sorted by FUNC, SFUN, TID, SUB
 (amounts in millions)

		2015	2016	2017	2018	2019	2020	2021	2022	2023	2024	2025
HEALTH (550)												
National Institute on Drug Abuse												
075 0893 0 1 552 AA01 LA LA 03 0												
Appropriation												
Pres 16	BA:	1,029	1,047	0	0	0	0	0	0	0	0	0
Reest	OP:	727	914									
	OT:	933	1,123	844	263	42	10	0	0	0	0	0
Mar 15	BA:	1,029	1,046	1,065	1,088	1,111	1,135	1,159	1,184	1,209	1,235	1,261
Base	OP:	727	914									
	OT:	933	1,123	1,057	1,055	1,075	1,098	1,121	1,145	1,170	1,195	1,220
Orig	BA:	0	0	0	0	0	0	0	0	0	0	0
Pres	OP:	0	0									
	OT:	0	0	0	0	0	0	0	0	0	0	0
Reest -	BA:	0	1	-1,065	-1,088	-1,111	-1,135	-1,159	-1,184	-1,209	-1,235	-1,261
Mar15	OP:	0	0									
	OT:	0	0	-213	-792	-1,033	-1,088	-1,121	-1,145	-1,170	-1,195	-1,220
Reest -	BA:	1,029	1,047	0	0	0	0	0	0	0	0	0
Orig	OP:	727	914									
	OT:	933	1,123	844	263	42	10	0	0	0	0	0
National Center for Complementary and Alternative Medicine												
075 0896 0 1 552 AA01 LA LA 03 0												
Appropriation												
Pres 16	BA:	125	128	0	0	0	0	0	0	0	0	0
Reest	OP:	89	138									
	OT:	117	166	106	39	9	1	0	0	0	0	0
Mar 15	BA:	125	127	129	132	135	138	141	144	147	150	153
Base	OP:	89	138									
	OT:	117	166	134	128	130	133	136	139	142	145	148
Orig	BA:	0	0	0	0	0	0	0	0	0	0	0
Pres	OP:	0	0									
	OT:	0	0	0	0	0	0	0	0	0	0	0
Reest -	BA:	0	1	-129	-132	-135	-138	-141	-144	-147	-150	-153
Mar15	OP:	0	0									
	OT:	0	0	-28	-89	-121	-132	-136	-139	-142	-145	-148
Reest -	BA:	125	128	0	0	0	0	0	0	0	0	0
Orig	OP:	89	138									
	OT:	117	166	106	39	9	1	0	0	0	0	0



Sorted by FUNC, SFUN, TID, SUB
 (amounts in millions)

		2015	2016	2017	2018	2019	2020	2021	2022	2023	2024	2025
HEALTH (550)												
National Center on Minority Health and Health Disparities												
075 0897 0 1 552 AA01 LA LA 03 0												
Appropriation												
Pres 16	BA:	269	282	0	0	0	0	0	0	0	0	0
Reest	OP:	207	293									
	OT:	247	335	256	88	22	6	0	0	0	0	0
Mar 15	BA:	269	273	278	284	290	297	303	309	316	323	330
Base	OP:	207	293									
	OT:	247	334	293	279	283	289	295	301	308	314	321
Orig	BA:	0	0	0	0	0	0	0	0	0	0	0
Pres	OP:	0	0									
	OT:	0	0	0	0	0	0	0	0	0	0	0
Reest -	BA:	0	9	-278	-284	-290	-297	-303	-309	-316	-323	-330
Mar15	OP:	0	0									
	OT:	0	1	-37	-191	-261	-283	-295	-301	-308	-314	-321
Reest -	BA:	269	282	0	0	0	0	0	0	0	0	0
Orig	OP:	207	293									
	OT:	247	335	256	88	22	6	0	0	0	0	0
National Institute of Biomedical Imaging and Bioengineering												
075 0898 0 1 552 AA01 LA LA 03 0												
Appropriation												
Pres 16	BA:	330	337	0	0	0	0	0	0	0	0	0
Reest	OP:	255	353									
	OT:	311	410	293	79	10	3	0	0	0	0	0
Mar 15	BA:	330	335	342	349	356	364	372	380	388	396	404
Base	OP:	255	353									
	OT:	311	410	350	343	348	355	363	371	379	387	395
Orig	BA:	0	0	0	0	0	0	0	0	0	0	0
Pres	OP:	0	0									
	OT:	0	0	0	0	0	0	0	0	0	0	0
Reest -	BA:	0	2	-342	-349	-356	-364	-372	-380	-388	-396	-404
Mar15	OP:	0	0									
	OT:	0	0	-57	-264	-338	-352	-363	-371	-379	-387	-395
Reest -	BA:	330	337	0	0	0	0	0	0	0	0	0
Orig	OP:	255	353									
	OT:	311	410	293	79	10	3	0	0	0	0	0



Sorted by FUNC, SFUN, TID, SUB
 (amounts in millions)

		2015	2016	2017	2018	2019	2020	2021	2022	2023	2024	2025
HEALTH (550)												
NIH Alcohol												
075 0899 0 1 552 AA01 LA LA 03 0												
Appropriation												
Pres 16	BA:	447	460	0	0	0	0	0	0	0	0	0
Reest	OP:	292	269									
	OT:	408	389	322	97	18	5	0	0	0	0	0
Mar 15	BA:	447	454	463	472	482	493	503	514	524	536	547
Base	OP:	292	269									
	OT:	408	387	439	455	467	477	488	498	509	519	530
Orig	BA:	0	0	0	0	0	0	0	0	0	0	0
Pres	OP:	0	0									
	OT:	0	0	0	0	0	0	0	0	0	0	0
Reest -	BA:	0	6	-463	-472	-482	-493	-503	-514	-524	-536	-547
Mar15	OP:	0	0									
	OT:	0	2	-117	-358	-449	-472	-488	-498	-509	-519	-530
Reest -	BA:	447	460	0	0	0	0	0	0	0	0	0
Orig	OP:	292	269									
	OT:	408	389	322	97	18	5	0	0	0	0	0



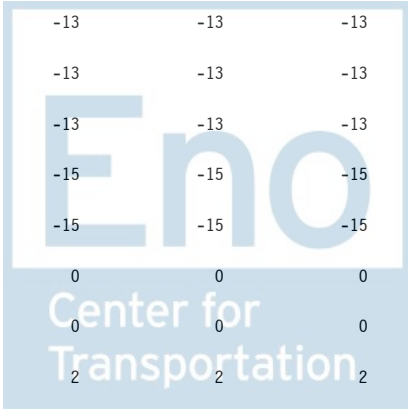
Sorted by FUNC, SFUN, TID, SUB
 (amounts in millions)

		2015	2016	2017	2018	2019	2020	2021	2022	2023	2024	2025
HEALTH (550)												
Centers for Disease Control and Prevention												
CDC-Wide Activities and Program Support												
075 0943 0 1 552 AA01 LA LA 03 0												
Appropriation												
Pres 16	BA:	335	283	289	294	297	300	306	312	319	325	332
Reest	OP:	155	194									
	OT:	279	299	289	288	292	294	299	304	310	317	323
Mar 15	BA:	335	341	349	357	366	375	384	393	403	413	423
Base	OP:	155	194									
	OT:	279	320	338	346	355	364	373	382	391	401	411
Orig	BA:	335	283	289	294	297	300	306	312	319	325	332
Pres	OP:	148	134									
	OT:	359	312	291	291	294	299	303	309	315	322	328
Reest -	BA:	0	-58	-60	-63	-69	-75	-78	-81	-84	-88	-91
Mar15	OP:	0	0									
	OT:	0	-21	-49	-58	-63	-70	-74	-78	-81	-84	-88
Reest -	BA:	0	0	0	0	0	0	0	0	0	0	0
Orig	OP:	7	60									
	OT:	-80	-13	-2	-3	-2	-5	-4	-5	-5	-5	-5



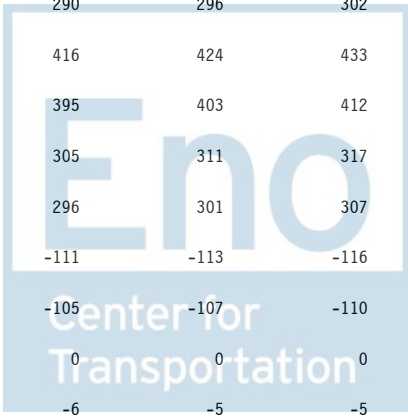
Sorted by FUNC, SFUN, TID, SUB
 (amounts in millions)

		2015	2016	2017	2018	2019	2020	2021	2022	2023	2024	2025
HEALTH (550)												
075 0943 0 1 552 BA01 30 87 10 N												
Federal Fund												
CRADA												
Pres 16	BA:	0	0	0	0	0	0	0	0	0	0	0
Reest	OP:	0	0									
	OT:	0	0	0	0	0	0	0	0	0	0	0
Mar 15	BA:	0	0	0	0	0	0	0	0	0	0	0
Base	OP:	0	0									
	OT:	0	0	0	0	0	0	0	0	0	0	0
Orig	BA:	2	2	2	2	2	2	2	2	2	2	2
Pres	OP:	0	0									
	OT:	2	2	2	2	2	2	2	2	2	2	2
Reest -	BA:	0	0	0	0	0	0	0	0	0	0	0
Mar15	OP:	0	0									
	OT:	0	0	0	0	0	0	0	0	0	0	0
Reest -	BA:	-2	-2	-2	-2	-2	-2	-2	-2	-2	-2	-2
Orig	OP:	0	0									
	OT:	-2	-2	-2	-2	-2	-2	-2	-2	-2	-2	-2
075 0943 0 1 552 CB01 XX XX 20 N												
Offsetting Receipts												
CRADA												
Pres 16	BA:	-13	-13	-13	-13	-13	-13	-13	-13	-13	-13	-13
Reest	OP:	0	0									
	OT:	-13	-13	-13	-13	-13	-13	-13	-13	-13	-13	-13
Mar 15	BA:	-13	-13	-13	-13	-13	-13	-13	-13	-13	-13	-13
Base	OP:	0	0									
	OT:	-13	-13	-13	-13	-13	-13	-13	-13	-13	-13	-13
Orig	BA:	-15	-15	-15	-15	-15	-15	-15	-15	-15	-15	-15
Pres	OP:	0	0									
	OT:	-15	-15	-15	-15	-15	-15	-15	-15	-15	-15	-15
Reest -	BA:	0	0	0	0	0	0	0	0	0	0	0
Mar15	OP:	0	0									
	OT:	0	0	0	0	0	0	0	0	0	0	0
Reest -	BA:	2	2	2	2	2	2	2	2	2	2	2
Orig	OP:	0	0									
	OT:	2	2	2	2	2	2	2	2	2	2	2




Sorted by FUNC, SFUN, TID, SUB
 (amounts in millions)

		2015	2016	2017	2018	2019	2020	2021	2022	2023	2024	2025
HEALTH (550)												
Account Total for CDC-Wide Activities and Program Support												
Pres 16	BA:	322	270	276	281	284	287	293	299	306	312	319
Reest	OP:	155	194									
	OT:	266	286	276	275	279	281	286	291	297	304	310
Mar 15	BA:	322	328	336	344	353	362	371	380	390	400	410
Base	OP:	155	194									
	OT:	266	307	325	333	342	351	360	369	378	388	398
Orig	BA:	322	270	276	281	284	287	293	299	306	312	319
Pres	OP:	148	134									
	OT:	346	299	278	278	281	286	290	296	302	309	315
Reest -	BA:	0	-58	-60	-63	-69	-75	-78	-81	-84	-88	-91
Mar15	OP:	0	0									
	OT:	0	-21	-49	-58	-63	-70	-74	-78	-81	-84	-88
Reest -	BA:	0	0	0	0	0	0	0	0	0	0	0
Orig	OP:	7	60									
	OT:	-80	-13	-2	-3	-2	-5	-4	-5	-5	-5	-5
Agency for Healthcare Research and Quality												
Healthcare research and quality												
075 1700 0 1 552 AA02 LA LA 03 0												
Appropriation												
Pres 16	BA:	364	276	282	287	290	293	299	305	311	317	323
Reest	OP:	0	169									
	OT:	98	244	283	273	279	281	285	290	296	302	308
Mar 15	BA:	364	369	376	384	391	399	407	416	424	433	442
Base	OP:	0	169									
	OT:	98	269	351	363	372	380	387	395	403	412	420
Orig	BA:	364	276	282	287	290	293	299	305	311	317	323
Pres	OP:	395	76									
	OT:	100	126	255	291	285	288	292	296	301	307	313
Reest -	BA:	0	-93	-94	-97	-101	-106	-108	-111	-113	-116	-119
Mar15	OP:	0	0									
	OT:	0	-25	-68	-90	-93	-99	-102	-105	-107	-110	-112
Reest -	BA:	0	0	0	0	0	0	0	0	0	0	0
Orig	OP:	-395	93									
	OT:	-2	118	28	-18	-6	-7	-7	-6	-5	-5	-5



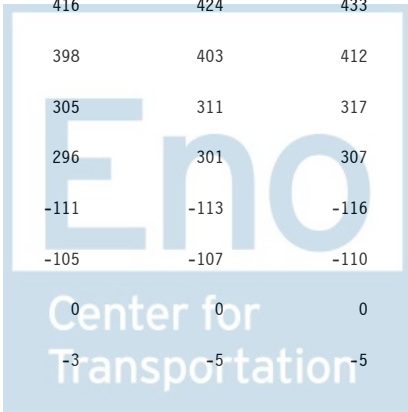
Sorted by FUNC, SFUN, TID, SUB
 (amounts in millions)

		2015	2016	2017	2018	2019	2020	2021	2022	2023	2024	2025
HEALTH (550)												
075 1700 0 1 552 BA01 30 87 10 N												
Federal Fund												
transfer from PCORI												
Pres 16	BA:	113	121	128	135	142	0	0	0	0	0	0
Reest	OP:	0	0									
	OT:	55	94	151	198	138	102	35	3	0	0	0
Mar 15	BA:	113	121	128	135	142	0	0	0	0	0	0
Base	OP:	0	0									
	OT:	55	94	151	198	138	102	35	3	0	0	0
Orig	BA:	0	0	0	0	0	0	0	0	0	0	0
Pres	OP:	6	2									
	OT:	6	2	0	0	0	0	0	0	0	0	0
Reest -	BA:	0	0	0	0	0	0	0	0	0	0	0
Mar15	OP:	0	0									
	OT:	0	0	0	0	0	0	0	0	0	0	0
Reest -	BA:	113	121	128	135	142	0	0	0	0	0	0
Orig	OP:	-6	-2									
	OT:	49	92	151	198	138	102	35	3	0	0	0
075 1700 0 1 552 BA06 30 87 10 N PPH												
Federal Fund												
transfer from PPHF												
Pres 16	BA:	0	0	0	0	0	0	0	0	0	0	0
Reest	OP:	8	0									
	OT:	7	5	2	0	0	0	0	0	0	0	0
Mar 15	BA:	0	0	0	0	0	0	0	0	0	0	0
Base	OP:	8	0									
	OT:	7	5	2	0	0	0	0	0	0	0	0
Orig	BA:	0	0	0	0	0	0	0	0	0	0	0
Pres	OP:	0	0									
	OT:	0	0	0	0	0	0	0	0	0	0	0
Reest -	BA:	0	0	0	0	0	0	0	0	0	0	0
Mar15	OP:	0	0									
	OT:	0	0	0	0	0	0	0	0	0	0	0
Reest -	BA:	0	0	0	0	0	0	0	0	0	0	0
Orig	OP:	8	0									
	OT:	7	5	2	0	0	0	0	0	0	0	0



Sorted by FUNC, SFUN, TID, SUB
 (amounts in millions)

		2015	2016	2017	2018	2019	2020	2021	2022	2023	2024	2025
HEALTH (550)												
075 1700 0 1 552 DE01 LA LA 03 N STIM09												
Supplemental Emergency												
Pres 16	BA:	0	0	0	0	0	0	0	0	0	0	0
Reest	OP:	3	0									
	OT:	3	0	0	0	0	0	0	0	0	0	0
Mar 15	BA:	0	0	0	0	0	0	0	0	0	0	0
Base	OP:	3	0									
	OT:	3	0	0	0	0	0	0	0	0	0	0
Orig	BA:	0	0	0	0	0	0	0	0	0	0	0
Pres	OP:	0	0									
	OT:	0	0	0	0	0	0	0	0	0	0	0
Reest -	BA:	0	0	0	0	0	0	0	0	0	0	0
Mar15	OP:	0	0									
	OT:	0	0	0	0	0	0	0	0	0	0	0
Reest -	BA:	0	0	0	0	0	0	0	0	0	0	0
Orig	OP:	3	0									
	OT:	3	0	0	0	0	0	0	0	0	0	0
Account Total for Healthcare research and quality												
Pres 16	BA:	477	397	410	422	432	293	299	305	311	317	323
Reest	OP:	11	169									
	OT:	163	343	436	471	417	383	320	293	296	302	308
Mar 15	BA:	477	490	504	519	533	399	407	416	424	433	442
Base	OP:	11	169									
	OT:	163	368	504	561	510	482	422	398	403	412	420
Orig	BA:	364	276	282	287	290	293	299	305	311	317	323
Pres	OP:	401	78									
	OT:	106	128	255	291	285	288	292	296	301	307	313
Reest -	BA:	0	-93	-94	-97	-101	-106	-108	-111	-113	-116	-119
Mar15	OP:	0	0									
	OT:	0	-25	-68	-90	-93	-99	-102	-105	-107	-110	-112
Reest -	BA:	113	121	128	135	142	0	0	0	0	0	0
Orig	OP:	-390	91									
	OT:	57	215	181	180	132	95	28	-3	-5	-5	-5



Sorted by FUNC, SFUN, TID, SUB
 (amounts in millions)

		2015	2016	2017	2018	2019	2020	2021	2022	2023	2024	2025
HEALTH (550)												
Departmental Management												
Section 241 Evaluation Transactions Account												
075 3902 0 1 552 AA01 LA LA 03												
Appropriation												
Pres 16	BA:	0	0	0	0	0	0	0	0	0	0	0
Reest	OP:	0	0									
	OT:	0	0	0	0	0	0	0	0	0	0	0
Mar 15	BA:	0	0	0	0	0	0	0	0	0	0	0
Base	OP:	0	0									
	OT:	0	0	0	0	0	0	0	0	0	0	0
Orig	BA:	0	0	0	0	0	0	0	0	0	0	0
Pres	OP:	566	0									
	OT:	566	0	0	0	0	0	0	0	0	0	0
Reest -	BA:	0	0	0	0	0	0	0	0	0	0	0
Mar15	OP:	0	0									
	OT:	0	0	0	0	0	0	0	0	0	0	0
Reest -	BA:	0	0	0	0	0	0	0	0	0	0	0
Orig	OP:	-566	0									
	OT:	-566	0	0	0	0	0	0	0	0	0	0



Sorted by FUNC, SFUN, TID, SUB
 (amounts in millions)

		2015	2016	2017	2018	2019	2020	2021	2022	2023	2024	2025
HEALTH (550)												
National Institutes of Health												
National Institutes of Health management fund												
075 3966 0 4 552 AA01 LA LA 03 A												
Appropriation												
Pres 16	BA:	0	0	0	0	0	0	0	0	0	0	0
Reest	OP:	-57	-57									
	OT:	-57	-57	-57	-57	-57	-57	-57	-57	-57	-57	-57
Mar 15	BA:	0	0	0	0	0	0	0	0	0	0	0
Base	OP:	-57	-57									
	OT:	-57	-57	-57	-57	-57	-57	-57	-57	-57	-57	-57
Orig	BA:	0	0	0	0	0	0	0	0	0	0	0
Pres	OP:	0	0									
	OT:	0	0	0	0	0	0	0	0	0	0	0
Reest -	BA:	0	0	0	0	0	0	0	0	0	0	0
Mar15	OP:	0	0									
	OT:	0	0	0	0	0	0	0	0	0	0	0
Reest -	BA:	0	0	0	0	0	0	0	0	0	0	0
Orig	OP:	-57	-57									
	OT:	-57	-57	-57	-57	-57	-57	-57	-57	-57	-57	-57



Sorted by FUNC, SFUN, TID, SUB
 (amounts in millions)

		2015	2016	2017	2018	2019	2020	2021	2022	2023	2024	2025
HEALTH (550)												
Health Resources and Services Administration												
Health education assistance loans liquidating account												
075 4305 0 3 552 BD02 XX XX 10 N LQ												
Public Enterprise Fund												
Pres 16	BA:	-7	-7	-7	-7	-7	-7	-7	-7	-7	-7	-7
Reest	OP:	0	0									
	OT:	-7	-7	-7	-7	-7	-7	-7	-7	-7	-7	-7
Mar 15	BA:	-7	-7	-7	-7	-7	-7	-7	-7	-7	-7	-7
Base	OP:	0	0									
	OT:	-7	-7	-7	-7	-7	-7	-7	-7	-7	-7	-7
Orig	BA:	0	0	0	0	0	0	0	0	0	0	0
Pres	OP:	0	0									
	OT:	0	0	0	0	0	0	0	0	0	0	0
Reest -	BA:	0	0	0	0	0	0	0	0	0	0	0
Mar15	OP:	0	0									
	OT:	0	0	0	0	0	0	0	0	0	0	0
Reest -	BA:	-7	-7	-7	-7	-7	-7	-7	-7	-7	-7	-7
Orig	OP:	0	0									
	OT:	-7	-7	-7	-7	-7	-7	-7	-7	-7	-7	-7



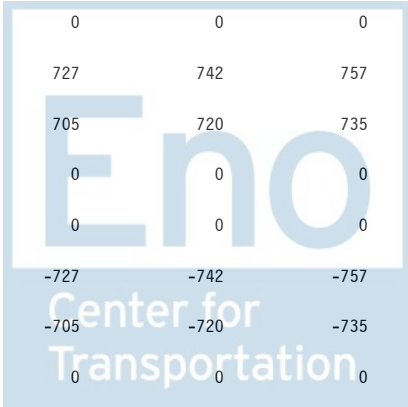
Sorted by FUNC, SFUN, TID, SUB
 (amounts in millions)

		2015	2016	2017	2018	2019	2020	2021	2022	2023	2024	2025
HEALTH (550)												
National Institutes of Health												
Service and supply fund												
075 4554 0 4 552 AA01 LA LA 03 0												
Appropriation												
Pres 16	BA:	0	0	0	0	0	0	0	0	0	0	0
Reest	OP:	12	12									
	OT:	12	12	12	12	12	12	12	12	12	12	12
Mar 15	BA:	0	0	0	0	0	0	0	0	0	0	0
Base	OP:	12	12									
	OT:	12	12	12	12	12	12	12	12	12	12	12
Orig	BA:	0	0	0	0	0	0	0	0	0	0	0
Pres	OP:	0	0									
	OT:	0	0	0	0	0	0	0	0	0	0	0
Reest -	BA:	0	0	0	0	0	0	0	0	0	0	0
Mar15	OP:	0	0									
	OT:	0	0	0	0	0	0	0	0	0	0	0
Reest -	BA:	0	0	0	0	0	0	0	0	0	0	0
Orig	OP:	12	12									
	OT:	12	12	12	12	12	12	12	12	12	12	12



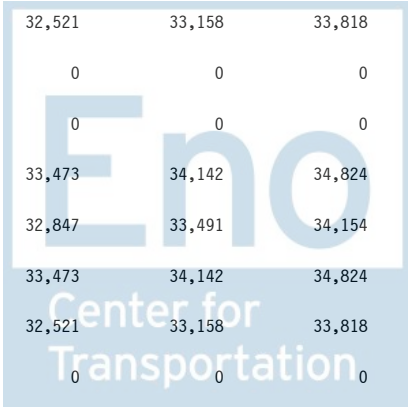
Sorted by FUNC, SFUN, TID, SUB
 (amounts in millions)

		2015	2016	2017	2018	2019	2020	2021	2022	2023	2024	2025
HEALTH (550)												
Fed Fund (CRADA)												
075 5145 0 1 552 BA02 30 87 10 0												
Federal Fund												
Pres 16	BA:	66	67	68	70	71	73	75	76	78	79	81
Reest	OP:	0	0									
	OT:	66	67	68	70	71	73	75	76	78	79	81
Mar 15	BA:	66	67	68	70	71	73	75	76	78	79	81
Base	OP:	0	0									
	OT:	66	67	68	70	71	73	75	76	78	79	81
Orig	BA:	0	0	0	0	0	0	0	0	0	0	0
Pres	OP:	0	0									
	OT:	0	0	0	0	0	0	0	0	0	0	0
Reest -	BA:	0	0	0	0	0	0	0	0	0	0	0
Mar15	OP:	0	0									
	OT:	0	0	0	0	0	0	0	0	0	0	0
Reest -	BA:	66	67	68	70	71	73	75	76	78	79	81
Orig	OP:	0	0									
	OT:	66	67	68	70	71	73	75	76	78	79	81
National Center for Advancing Translational Sciences												
075 8881 0 1 552 AA01 LA LA 03 0												
Appropriation												
Pres 16	BA:	635	660	0	0	0	0	0	0	0	0	0
Reest	OP:	388	615									
	OT:	553	787	518	156	26	7	0	0	0	0	0
Mar 15	BA:	635	645	656	670	684	698	712	727	742	757	773
Base	OP:	388	615									
	OT:	553	783	680	682	664	677	691	705	720	735	750
Orig	BA:	0	0	0	0	0	0	0	0	0	0	0
Pres	OP:	0	0									
	OT:	0	0	0	0	0	0	0	0	0	0	0
Reest -	BA:	0	15	-656	-670	-684	-698	-712	-727	-742	-757	-773
Mar15	OP:	0	0									
	OT:	0	4	-162	-526	-638	-670	-691	-705	-720	-735	-750
Reest -	BA:	635	660	0	0	0	0	0	0	0	0	0
Orig	OP:	388	615									
	OT:	553	787	518	156	26	7	0	0	0	0	0




Sorted by FUNC, SFUN, TID, SUB
 (amounts in millions)

		2015	2016	2017	2018	2019	2020	2021	2022	2023	2024	2025
HEALTH (550)												
National Institute of Health, miscellaneous												
075 8888 0 1 552 AA01 LA LA 03 0												
Appropriation												
Pres 16	BA:	0	0	0	0	0	0	0	0	0	0	0
Reest	OP:	-7	0									
	OT:	-7	0	0	0	0	0	0	0	0	0	0
Mar 15	BA:	0	0	0	0	0	0	0	0	0	0	0
Base	OP:	-7	0									
	OT:	-7	0	0	0	0	0	0	0	0	0	0
Orig	BA:	0	0	0	0	0	0	0	0	0	0	0
Pres	OP:	0	0									
	OT:	0	0	0	0	0	0	0	0	0	0	0
Reest -	BA:	0	0	0	0	0	0	0	0	0	0	0
Mar15	OP:	0	0									
	OT:	0	0	0	0	0	0	0	0	0	0	0
Reest -	BA:	0	0	0	0	0	0	0	0	0	0	0
Orig	OP:	-7	0									
	OT:	-7	0	0	0	0	0	0	0	0	0	0
National Institutes of Health												
075 9915 0 1 552 AA01 LA LA 03												
Appropriation												
Pres 16	BA:	0	0	30,921	31,539	31,854	32,173	32,816	33,473	34,142	34,824	35,521
Reest	OP:	0	0									
	OT:	0	0	8,039	24,897	29,951	31,225	31,939	32,521	33,158	33,818	34,494
Mar 15	BA:	0	0	0	0	0	0	0	0	0	0	0
Base	OP:	0	0									
	OT:	0	0	0	0	0	0	0	0	0	0	0
Orig	BA:	29,445	30,314	30,921	31,539	31,854	32,173	32,816	33,473	34,142	34,824	35,521
Pres	OP:	21,384	21,454									
	OT:	29,334	29,639	31,144	30,953	31,467	31,834	32,257	32,847	33,491	34,154	34,836
Reest -	BA:	0	0	30,921	31,539	31,854	32,173	32,816	33,473	34,142	34,824	35,521
Mar15	OP:	0	0									
	OT:	0	0	8,039	24,897	29,951	31,225	31,939	32,521	33,158	33,818	34,494
Reest -	BA:	-29,445	-30,314	0	0	0	0	0	0	0	0	0
Orig	OP:	-21,384	-21,454									
	OT:	-29,334	-29,639	-23,105	-6,056	-1,516	-609	-318	-326	-333	-336	-342




Sorted by FUNC, SFUN, TID, SUB
 (amounts in millions)

		2015	2016	2017	2018	2019	2020	2021	2022	2023	2024	2025
HEALTH (550)												
075 9915 0 1 552 AE01 LA LA 03												
Regular Appropriation Emergency												
Pres 16	BA:	0	0	0	0	0	0	0	0	0	0	0
Reest	OP:	0	0									
	OT:	0	0	0	0	0	0	0	0	0	0	0
Mar 15	BA:	0	0	0	0	0	0	0	0	0	0	0
Base	OP:	0	0									
	OT:	0	0	0	0	0	0	0	0	0	0	0
Orig	BA:	238	0	0	0	0	0	0	0	0	0	0
Pres	OP:	0	128									
	OT:	64	128	35	7	2	2	0	0	0	0	0
Reest -	BA:	0	0	0	0	0	0	0	0	0	0	0
Mar15	OP:	0	0									
	OT:	0	0	0	0	0	0	0	0	0	0	0
Reest -	BA:	-238	0	0	0	0	0	0	0	0	0	0
Orig	OP:	0	-128									
	OT:	-64	-128	-35	-7	-2	-2	0	0	0	0	0
075 9915 0 1 552 BA02 30 78 10												
Federal Fund												
Pres 16	BA:	0	0	0	0	0	0	0	0	0	0	0
Reest	OP:	0	0									
	OT:	0	0	0	0	0	0	0	0	0	0	0
Mar 15	BA:	0	0	0	0	0	0	0	0	0	0	0
Base	OP:	0	0									
	OT:	0	0	0	0	0	0	0	0	0	0	0
Orig	BA:	167	16	16	16	16	16	16	16	16	16	16
Pres	OP:	114	114									
	OT:	167	130	51	24	21	18	16	16	16	16	16
Reest -	BA:	0	0	0	0	0	0	0	0	0	0	0
Mar15	OP:	0	0									
	OT:	0	0	0	0	0	0	0	0	0	0	0
Reest -	BA:	-167	-16	-16	-16	-16	-16	-16	-16	-16	-16	-16
Orig	OP:	-114	-114									
	OT:	-167	-130	-51	-24	-21	-18	-16	-16	-16	-16	-16




Sorted by FUNC, SFUN, TID, SUB
 (amounts in millions)

		2015	2016	2017	2018	2019	2020	2021	2022	2023	2024	2025
HEALTH (550)												
075 9915 0 1 552 CB01 XX XX 20 N												
Offsetting Receipts												
Pres 16	BA:	-65	-65	-66	-66	-67	-67	-84	-85	-85	-85	-85
Reest	OP:	0	0									
	OT:	-65	-65	-66	-66	-67	-67	-84	-85	-85	-85	-85
Mar 15	BA:	-65	-65	-66	-66	-67	-67	-84	-85	-85	-85	-85
Base	OP:	0	0									
	OT:	-65	-65	-66	-66	-67	-67	-84	-85	-85	-85	-85
Orig	BA:	-47	-47	-47	-47	-47	-47	-47	-47	-47	-47	-47
Pres	OP:	0	0									
	OT:	-47	-47	-47	-47	-47	-47	-47	-47	-47	-47	-47
Reest -	BA:	0	0	0	0	0	0	0	0	0	0	0
Mar15	OP:	0	0									
	OT:	0	0	0	0	0	0	0	0	0	0	0
Reest -	BA:	-18	-18	-19	-19	-20	-20	-37	-38	-38	-38	-38
Orig	OP:	0	0									
	OT:	-18	-18	-19	-19	-20	-20	-37	-38	-38	-38	-38
075 9915 0 1 552 EA01 30 78 10												
Proposed Legislation												
Pres 16	BA:	0	0	0	0	0	0	0	0	0	0	0
Reest	OP:	0	0									
	OT:	0	0	0	0	0	0	0	0	0	0	0
Mar 15	BA:	0	0	0	0	0	0	0	0	0	0	0
Base	OP:	0	0									
	OT:	0	0	0	0	0	0	0	0	0	0	0
Orig	BA:	0	150	150	150	0	0	0	0	0	0	0
Pres	OP:	0	0									
	OT:	0	36	116	141	110	34	9	4	0	0	0
Reest -	BA:	0	0	0	0	0	0	0	0	0	0	0
Mar15	OP:	0	0									
	OT:	0	0	0	0	0	0	0	0	0	0	0
Reest -	BA:	0	-150	-150	-150	0	0	0	0	0	0	0
Orig	OP:	0	0									
	OT:	0	-36	-116	-141	-110	-34	-9	-4	0	0	0




Sorted by FUNC, SFUN, TID, SUB
 (amounts in millions)

		2015	2016	2017	2018	2019	2020	2021	2022	2023	2024	2025
HEALTH (550)												
Account Total for National Institutes of Health												
Pres 16	BA:	-65	-65	30,855	31,473	31,787	32,106	32,732	33,388	34,057	34,739	35,436
Reest	OP:	0	0									
	OT:	-65	-65	7,973	24,831	29,884	31,158	31,855	32,436	33,073	33,733	34,409
Mar 15	BA:	-65	-65	-66	-66	-67	-67	-84	-85	-85	-85	-85
Base	OP:	0	0									
	OT:	-65	-65	-66	-66	-67	-67	-84	-85	-85	-85	-85
Orig	BA:	29,803	30,433	31,040	31,658	31,823	32,142	32,785	33,442	34,111	34,793	35,490
Pres	OP:	21,498	21,696									
	OT:	29,518	29,886	31,299	31,078	31,553	31,841	32,235	32,820	33,460	34,123	34,805
Reest -	BA:	0	0	30,921	31,539	31,854	32,173	32,816	33,473	34,142	34,824	35,521
Mar15	OP:	0	0									
	OT:	0	0	8,039	24,897	29,951	31,225	31,939	32,521	33,158	33,818	34,494
Reest -	BA:	-29,868	-30,498	-185	-185	-36	-36	-53	-54	-54	-54	-54
Orig	OP:	-21,498	-21,696									
	OT:	-29,583	-29,951	-23,326	-6,247	-1,669	-683	-380	-384	-387	-390	-396
Department of Health and Human Services												
Cooperative research and development agreements												
075 9993 8 1 552 BA01 30 87 10 N												
Federal Fund												
Pres 16	BA:	0	0	0	0	0	0	0	0	0	0	0
Reest	OP:	1	0									
	OT:	1	0	0	0	0	0	0	0	0	0	0
Mar 15	BA:	0	0	0	0	0	0	0	0	0	0	0
Base	OP:	1	0									
	OT:	1	0	0	0	0	0	0	0	0	0	0
Orig	BA:	0	0	0	0	0	0	0	0	0	0	0
Pres	OP:	0	0									
	OT:	0	0	0	0	0	0	0	0	0	0	0
Reest -	BA:	0	0	0	0	0	0	0	0	0	0	0
Mar15	OP:	0	0									
	OT:	0	0	0	0	0	0	0	0	0	0	0
Reest -	BA:	0	0	0	0	0	0	0	0	0	0	0
Orig	OP:	1	0									
	OT:	1	0	0	0	0	0	0	0	0	0	0



Sorted by FUNC, SFUN, TID, SUB
 (amounts in millions)

		2015	2016	2017	2018	2019	2020	2021	2022	2023	2024	2025
HEALTH (550)												
075 9993 8 1 552 CB01 XX XX 20												
Offsetting Receipts												
Pres 16	BA:	0	0	0	0	0	0	0	0	0	0	0
Reest	OP:	0	0									
	OT:	0	0	0	0	0	0	0	0	0	0	0
Mar 15	BA:	0	0	0	0	0	0	0	0	0	0	0
Base	OP:	0	0									
	OT:	0	0	0	0	0	0	0	0	0	0	0
Orig	BA:	-2	-2	-2	-2	-2	-2	-2	-2	-2	-2	-2
Pres	OP:	0	0									
	OT:	-2	-2	-2	-2	-2	-2	-2	-2	-2	-2	-2
Reest -	BA:	0	0	0	0	0	0	0	0	0	0	0
Mar15	OP:	0	0									
	OT:	0	0	0	0	0	0	0	0	0	0	0
Reest -	BA:	2	2	2	2	2	2	2	2	2	2	2
Orig	OP:	0	0									
	OT:	2	2	2	2	2	2	2	2	2	2	2
Account Total for Cooperative research and development agreements												
Pres 16	BA:	0	0	0	0	0	0	0	0	0	0	0
Reest	OP:	1	0									
	OT:	1	0	0	0	0	0	0	0	0	0	0
Mar 15	BA:	0	0	0	0	0	0	0	0	0	0	0
Base	OP:	1	0									
	OT:	1	0	0	0	0	0	0	0	0	0	0
Orig	BA:	-2	-2	-2	-2	-2	-2	-2	-2	-2	-2	-2
Pres	OP:	0	0									
	OT:	-2	-2	-2	-2	-2	-2	-2	-2	-2	-2	-2
Reest -	BA:	0	0	0	0	0	0	0	0	0	0	0
Mar15	OP:	0	0									
	OT:	0	0	0	0	0	0	0	0	0	0	0
Reest -	BA:	2	2	2	2	2	2	2	2	2	2	2
Orig	OP:	1	0									
	OT:	3	2	2	2	2	2	2	2	2	2	2



Sorted by FUNC, SFUN, TID, SUB
 (amounts in millions)

		2015	2016	2017	2018	2019	2020	2021	2022	2023	2024	2025
HEALTH (550)												
Department of Education												
Office of Federal Student Aid												
Health Education Assistance Loans Program Account												
091 0247 0 1 552 BA01 29 87 10 N RG												
Federal Fund												
Pres 16	BA:	-19	0	0	0	0	0	0	0	0	0	0
Reest	OP:	0	0									
	OT:	-19	0	0	0	0	0	0	0	0	0	0
Mar 15	BA:	-19	0	0	0	0	0	0	0	0	0	0
Base	OP:	0	0									
	OT:	-19	0	0	0	0	0	0	0	0	0	0
Orig	BA:	-19	0	0	0	0	0	0	0	0	0	0
Pres	OP:	0	0									
	OT:	-19	0	0	0	0	0	0	0	0	0	0
Reest -	BA:	0	0	0	0	0	0	0	0	0	0	0
Mar15	OP:	0	0									
	OT:	0	0	0	0	0	0	0	0	0	0	0
Reest -	BA:	0	0	0	0	0	0	0	0	0	0	0
Orig	OP:	0	0									
	OT:	0	0	0	0	0	0	0	0	0	0	0



Sorted by FUNC, SFUN, TID, SUB
 (amounts in millions)

		2015	2016	2017	2018	2019	2020	2021	2022	2023	2024	2025
HEALTH (550)												
Health Education Assistance Loans Liquidating Account												
091 4299 0 3 552 BD01 XX XX 10 N LQ												
Public Enterprise Fund												
Pres 16	BA:	-8	-8	-8	-8	-8	-8	-8	-8	-8	-8	-8
Reest	OP:	0	0									
	OT:	-8	-8	-8	-8	-8	-8	-8	-8	-8	-8	-8
Mar 15	BA:	-8	-8	-8	-8	-8	-8	-8	-8	-8	-8	-8
Base	OP:	0	0									
	OT:	-8	-8	-8	-8	-8	-8	-8	-8	-8	-8	-8
Orig	BA:	-8	-8	-5	-4	-3	-2	-1	0	1	1	1
Pres	OP:	0	0									
	OT:	-8	-8	-5	-4	-3	-2	-1	0	1	1	1
Reest -	BA:	0	0	0	0	0	0	0	0	0	0	0
Mar15	OP:	0	0									
	OT:	0	0	0	0	0	0	0	0	0	0	0
Reest -	BA:	0	0	-3	-4	-5	-6	-7	-8	-9	-9	-9
Orig	OP:	0	0									
	OT:	0	0	-3	-4	-5	-6	-7	-8	-9	-9	-9




Sorted by FUNC, SFUN, TID, SUB
 (amounts in millions)

		2015	2016	2017	2018	2019	2020	2021	2022	2023	2024	2025
HEALTH (550)												
Patient-Centered Outcomes Research Trust Fund												
Patient-Centered Outcomes Research Trust Fund												
Payment to the Patient-Centered Outcomes Research Trust Fund												
579 1299 0 1 552 BA01 99 99 10												
Federal Fund												
Pres 16	BA:	0	0	0	0	0	0	0	0	0	0	0
Reest	OP:	0	0									
	OT:	0	0	0	0	0	0	0	0	0	0	0
Mar 15	BA:	0	0	0	0	0	0	0	0	0	0	0
Base	OP:	0	0									
	OT:	0	0	0	0	0	0	0	0	0	0	0
Orig	BA:	150	150	150	150	150	0	0	0	0	0	0
Pres	OP:	0	0									
	OT:	150	150	150	150	150	0	0	0	0	0	0
Reest -	BA:	0	0	0	0	0	0	0	0	0	0	0
Mar15	OP:	0	0									
	OT:	0	0	0	0	0	0	0	0	0	0	0
Reest -	BA:	-150	-150	-150	-150	-150	0	0	0	0	0	0
Orig	OP:	0	0									
	OT:	-150	-150	-150	-150	-150	0	0	0	0	0	0




Sorted by FUNC, SFUN, TID, SUB
 (amounts in millions)

		2015	2016	2017	2018	2019	2020	2021	2022	2023	2024	2025
HEALTH (550)												
Patient-Centered Outcomes Research Trust Fund												
579 8299 0 7 552 BB01 30 87 10 N												
Trust Fund												
Patient-Centered Outcomes Research Trust Fund												
Pres 16	BA:	453	486	513	541	570	0	0	0	0	0	0
Reest	OP:	0	0									
	OT:	258	319	429	497	690	0	0	0	0	0	0
Mar 15	BA:	453	486	513	541	570	0	0	0	0	0	0
Base	OP:	0	0									
	OT:	258	319	429	497	690	0	0	0	0	0	0
Orig	BA:	633	723	707	739	779	0	0	0	0	0	0
Pres	OP:	490	468									
	OT:	712	722	705	720	1,348	0	0	0	0	0	0
Reest -	BA:	0	0	0	0	0	0	0	0	0	0	0
Mar15	OP:	0	0									
	OT:	0	0	0	0	0	0	0	0	0	0	0
Reest -	BA:	-180	-237	-194	-198	-209	0	0	0	0	0	0
Orig	OP:	-490	-468									
	OT:	-454	-403	-276	-223	-658	0	0	0	0	0	0
579 8299 0 7 552 BS01 30 87 10 A												
Sequester												
Pres 16	BA:	-48	0	0	0	0	0	0	0	0	0	0
Reest	OP:	0	0									
	OT:	0	0	0	0	0	0	0	0	0	0	0
Mar 15	BA:	-48	-46	0	0	0	0	0	0	0	0	0
Base	OP:	0	0									
	OT:	0	0	0	0	0	0	0	0	0	0	0
Orig	BA:	0	0	0	0	0	0	0	0	0	0	0
Pres	OP:	0	0									
	OT:	0	0	0	0	0	0	0	0	0	0	0
Reest -	BA:	0	46	0	0	0	0	0	0	0	0	0
Mar15	OP:	0	0									
	OT:	0	0	0	0	0	0	0	0	0	0	0
Reest -	BA:	-48	0	0	0	0	0	0	0	0	0	0
Orig	OP:	0	0									
	OT:	0	0	0	0	0	0	0	0	0	0	0




Sorted by FUNC, SFUN, TID, SUB
 (amounts in millions)

		2015	2016	2017	2018	2019	2020	2021	2022	2023	2024	2025
HEALTH (550)												
579 8299 0 7 552 BS20 30 87 10 A												
Sequester												
		Pop up										
Pres 16	BA:	31	48	0	0	0	0	0	0	0	0	0
Reest	OP:	0	0									
	OT:	0	0	0	0	0	0	0	0	0	0	0
Mar 15	BA:	31	48	46	0	0	0	0	0	0	0	0
Base	OP:	0	0									
	OT:	0	0	0	0	0	0	0	0	0	0	0
Orig	BA:	0	0	0	0	0	0	0	0	0	0	0
Pres	OP:	0	0									
	OT:	0	0	0	0	0	0	0	0	0	0	0
Reest -	BA:	0	0	-46	0	0	0	0	0	0	0	0
Mar15	OP:	0	0									
	OT:	0	0	0	0	0	0	0	0	0	0	0
Reest -	BA:	31	48	0	0	0	0	0	0	0	0	0
Orig	OP:	0	0									
	OT:	0	0	0	0	0	0	0	0	0	0	0
Account Total for Patient-Centered Outcomes Research Trust Fund												
Pres 16	BA:	436	534	513	541	570	0	0	0	0	0	0
Reest	OP:	0	0									
	OT:	258	319	429	497	690	0	0	0	0	0	0
Mar 15	BA:	436	488	559	541	570	0	0	0	0	0	0
Base	OP:	0	0									
	OT:	258	319	429	497	690	0	0	0	0	0	0
Orig	BA:	633	723	707	739	779	0	0	0	0	0	0
Pres	OP:	490	468									
	OT:	712	722	705	720	1,348	0	0	0	0	0	0
Reest -	BA:	0	46	-46	0	0	0	0	0	0	0	0
Mar15	OP:	0	0									
	OT:	0	0	0	0	0	0	0	0	0	0	0
Reest -	BA:	-197	-189	-194	-198	-209	0	0	0	0	0	0
Orig	OP:	-490	-468									
	OT:	-454	-403	-276	-223	-658	0	0	0	0	0	0



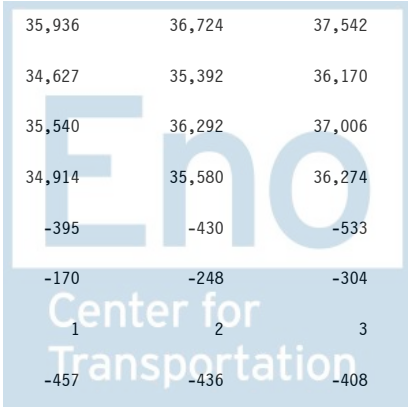
Sorted by FUNC, SFUN, TID, SUB
 (amounts in millions)

		2015	2016	2017	2018	2019	2020	2021	2022	2023	2024	2025
HEALTH (550)												
Payment from the General Fund, Patient-Centered Outcomes Research												
579 9990 8 7 552 CB01 XX XX 20												
Offsetting Receipts												
Pres 16	BA:	0	0	0	0	0	0	0	0	0	0	0
Reest	OP:	0	0									
	OT:	0	0	0	0	0	0	0	0	0	0	0
Mar 15	BA:	0	0	0	0	0	0	0	0	0	0	0
Base	OP:	0	0									
	OT:	0	0	0	0	0	0	0	0	0	0	0
Orig	BA:	-150	-150	-150	-150	-150	0	0	0	0	0	0
Pres	OP:	0	0									
	OT:	-150	-150	-150	-150	-150	0	0	0	0	0	0
Reest -	BA:	0	0	0	0	0	0	0	0	0	0	0
Mar15	OP:	0	0									
	OT:	0	0	0	0	0	0	0	0	0	0	0
Reest -	BA:	150	150	150	150	150	0	0	0	0	0	0
Orig	OP:	0	0									
	OT:	150	150	150	150	150	0	0	0	0	0	0
Transfers from FHI Trust Fund, PCORTF												
579 9991 8 7 552 CB01 XX XX 20												
Offsetting Receipts												
Pres 16	BA:	0	0	0	0	0	0	0	0	0	0	0
Reest	OP:	0	0									
	OT:	0	0	0	0	0	0	0	0	0	0	0
Mar 15	BA:	0	0	0	0	0	0	0	0	0	0	0
Base	OP:	0	0									
	OT:	0	0	0	0	0	0	0	0	0	0	0
Orig	BA:	-55	-51	-59	-64	-69	0	0	0	0	0	0
Pres	OP:	0	0									
	OT:	-55	-51	-59	-64	-69	0	0	0	0	0	0
Reest -	BA:	0	0	0	0	0	0	0	0	0	0	0
Mar15	OP:	0	0									
	OT:	0	0	0	0	0	0	0	0	0	0	0
Reest -	BA:	55	51	59	64	69	0	0	0	0	0	0
Orig	OP:	0	0									
	OT:	55	51	59	64	69	0	0	0	0	0	0



Sorted by FUNC, SFUN, TID, SUB
 (amounts in millions)

		2015	2016	2017	2018	2019	2020	2021	2022	2023	2024	2025
HEALTH (550)												
Transfers from FSMI Trust Fund, PCORTF												
579 9992 8 7 552 CBO1 XX XX 20												
Offsetting Receipts												
Pres 16	BA:	0	0	0	0	0	0	0	0	0	0	0
Reest	OP:	0	0									
	OT:	0	0	0	0	0	0	0	0	0	0	0
Mar 15	BA:	0	0	0	0	0	0	0	0	0	0	0
Base	OP:	0	0									
	OT:	0	0	0	0	0	0	0	0	0	0	0
Orig	BA:	-62	-73	-75	-81	-89	0	0	0	0	0	0
Pres	OP:	0	0									
	OT:	-62	-73	-75	-81	-89	0	0	0	0	0	0
Reest -	BA:	0	0	0	0	0	0	0	0	0	0	0
Mar15	OP:	0	0									
	OT:	0	0	0	0	0	0	0	0	0	0	0
Reest -	BA:	62	73	75	81	89	0	0	0	0	0	0
Orig	OP:	0	0									
	OT:	62	73	75	81	89	0	0	0	0	0	0
Subfunction Total for 552 Health research and training (552)												
Pres 16	BA:	31,766	32,901	33,573	34,256	34,522	34,146	34,854	35,541	36,294	37,009	37,790
Reest	OP:	22,119	22,203									
	OT:	30,929	31,341	32,146	33,436	33,905	33,633	33,857	34,457	35,144	35,866	36,596
Mar 15	BA:	31,766	32,223	32,921	33,626	34,377	34,420	35,150	35,936	36,724	37,542	38,367
Base	OP:	22,119	22,203									
	OT:	30,929	31,131	31,940	32,734	33,387	33,366	33,913	34,627	35,392	36,170	36,973
Orig	BA:	31,774	32,826	33,488	34,156	34,414	34,128	34,852	35,540	36,292	37,006	37,785
Pres	OP:	23,744	23,049									
	OT:	31,939	31,851	33,427	33,369	34,585	33,922	34,331	34,914	35,580	36,274	37,010
Reest -	BA:	0	678	652	630	145	-274	-296	-395	-430	-533	-577
Mar15	OP:	0	0									
	OT:	0	210	206	702	518	267	-56	-170	-248	-304	-377
Reest -	BA:	-8	75	85	100	108	18	2	1	2	3	5
Orig	OP:	-1,625	-846									
	OT:	-1,010	-510	-1,281	67	-680	-289	-474	-457	-436	-408	-414



Sorted by FUNC, SFUN, TID, SUB
 (amounts in millions)

		2015	2016	2017	2018	2019	2020	2021	2022	2023	2024	2025
HEALTH (550)												
Consumer and occupational health and safety (554)												
Department of Agriculture												
Food Safety and Inspection Service												
Salaries and expenses												
012 3700 0 1 554 AA01 AR AR 03 0												
Appropriation												
Pres 16	BA:	1,016	1,012	1,032	1,052	1,064	1,074	1,095	1,117	1,140	1,162	1,186
Reest	OP:	95	112									
	OT:	999	1,013	1,035	1,050	1,062	1,073	1,093	1,114	1,137	1,159	1,183
Mar 15	BA:	1,016	1,050	1,087	1,128	1,171	1,215	1,260	1,307	1,354	1,403	1,453
Base	OP:	95	112									
	OT:	999	1,047	1,088	1,123	1,166	1,210	1,255	1,301	1,348	1,397	1,447
Orig	BA:	1,016	1,012	1,032	1,052	1,064	1,074	1,095	1,117	1,140	1,162	1,186
Pres	OP:	175	176									
	OT:	1,016	1,013	1,030	1,050	1,062	1,073	1,093	1,113	1,137	1,158	1,182
Reest -	BA:	0	-38	-55	-76	-107	-141	-165	-190	-214	-241	-267
Mar15	OP:	0	0									
	OT:	0	-34	-53	-73	-104	-137	-162	-187	-211	-238	-264
Reest -	BA:	0	0	0	0	0	0	0	0	0	0	0
Orig	OP:	-80	-64									
	OT:	-17	0	5	0	0	0	0	1	0	1	1



Sorted by FUNC, SFUN, TID, SUB
 (amounts in millions)

		2015	2016	2017	2018	2019	2020	2021	2022	2023	2024	2025
HEALTH (550)												
Food safety inspection user fees												
012 9991 8 1 554 EA02 20 64 20												
Proposed Legislation												
Pres 16	BA:	0	0	0	0	0	0	0	0	0	0	0
Reest	OP:	0	0									
	OT:	0	0	0	0	0	0	0	0	0	0	0
Mar 15	BA:	0	0	0	0	0	0	0	0	0	0	0
Base	OP:	0	0									
	OT:	0	0	0	0	0	0	0	0	0	0	0
Orig	BA:	0	-4	-4	-4	-5	-5	-5	-5	-5	-5	-5
Pres	OP:	0	0									
	OT:	0	-4	-4	-4	-5	-5	-5	-5	-5	-5	-5
Reest -	BA:	0	0	0	0	0	0	0	0	0	0	0
Mar15	OP:	0	0									
	OT:	0	0	0	0	0	0	0	0	0	0	0
Reest -	BA:	0	4	4	4	5	5	5	5	5	5	5
Orig	OP:	0	0									
	OT:	0	4	4	4	5	5	5	5	5	5	5



Sorted by FUNC, SFUN, TID, SUB
 (amounts in millions)

		2015	2016	2017	2018	2019	2020	2021	2022	2023	2024	2025
HEALTH (550)												
Department of Labor												
Occupational Safety and Health Administration												
Salaries and expenses												
016 0400 0 1 554 AA01 LA LA 03 0												
Appropriation												
Pres 16	BA:	553	592	604	616	622	628	641	654	667	680	695
Reest	OP:	61	61									
	OT:	548	582	596	608	615	621	633	646	659	672	686
Mar 15	BA:	553	567	583	601	620	639	658	679	699	720	742
Base	OP:	61	61									
	OT:	548	560	575	593	612	630	649	670	690	710	732
Orig	BA:	553	592	604	616	622	628	641	654	667	680	695
Pres	OP:	80	76									
	OT:	561	591	601	614	621	627	640	652	665	678	693
Reest -	BA:	0	25	21	15	2	-11	-17	-25	-32	-40	-47
Mar15	OP:	0	0									
	OT:	0	22	21	15	3	-9	-16	-24	-31	-38	-46
Reest -	BA:	0	0	0	0	0	0	0	0	0	0	0
Orig	OP:	-19	-15									
	OT:	-13	-9	-5	-6	-6	-6	-7	-6	-6	-6	-7



Sorted by FUNC, SFUN, TID, SUB
 (amounts in millions)

		2015	2016	2017	2018	2019	2020	2021	2022	2023	2024	2025
HEALTH (550)												
Mine Safety and Health Administration												
Salaries and expenses												
016 1200 0 1 554 AA01 LA LA 03 0												
Appropriation												
Pres 16	BA:	376	395	403	411	415	419	427	436	444	453	463
Reest	OP:	37	38									
	OT:	375	394	402	410	414	419	426	435	443	452	462
Mar 15	BA:	376	388	400	414	429	444	460	476	492	509	526
Base	OP:	37	38									
	OT:	375	387	399	412	427	442	458	474	490	507	524
Orig	BA:	376	395	403	411	415	419	427	436	444	453	463
Pres	OP:	47	38									
	OT:	390	398	402	410	415	419	426	435	443	453	462
Reest -	BA:	0	7	3	-3	-14	-25	-33	-40	-48	-56	-63
Mar15	OP:	0	0									
	OT:	0	7	3	-2	-13	-23	-32	-39	-47	-55	-62
Reest -	BA:	0	0	0	0	0	0	0	0	0	0	0
Orig	OP:	-10	0									
	OT:	-15	-4	0	0	-1	0	0	0	0	-1	0




Sorted by FUNC, SFUN, TID, SUB
 (amounts in millions)

		2015	2016	2017	2018	2019	2020	2021	2022	2023	2024	2025
HEALTH (550)												
Consumer Product Safety Commission												
Consumer Product Safety Commission												
Salaries and expenses												
061 0100 0 1 554 AA01 FS FS 03 0												
Appropriation												
Pres 16	BA:	123	129	132	136	137	137	140	142	146	149	151
Reest	OP:	14	18									
	OT:	121	130	135	138	140	138	140	142	145	149	151
Mar 15	BA:	123	127	131	135	140	145	150	155	160	165	171
Base	OP:	14	18									
	OT:	121	128	133	137	142	145	149	154	159	164	170
Orig	BA:	123	129	132	136	137	137	140	142	146	149	151
Pres	OP:	23	24									
	OT:	121	126	150	169	171	173	175	178	180	184	185
Reest -	BA:	0	2	1	1	-3	-8	-10	-13	-14	-16	-20
Mar15	OP:	0	0									
	OT:	0	2	2	1	-2	-7	-9	-12	-14	-15	-19
Reest -	BA:	0	0	0	0	0	0	0	0	0	0	0
Orig	OP:	-9	-6									
	OT:	0	4	-15	-31	-31	-35	-35	-36	-35	-35	-34




Sorted by FUNC, SFUN, TID, SUB
 (amounts in millions)

		2015	2016	2017	2018	2019	2020	2021	2022	2023	2024	2025
HEALTH (550)												
061 0100 0 1 554 AC01 FS FS 03												
Appropriation - Existing Law Change												
CPSC Consumer Product Import Fees - Collection												
Pres 16	BA:	0	0	-18	-36	-36	-36	-36	-36	-36	-36	-36
Reest	OP:	0	0									
	OT:	0	0	-18	-36	-36	-36	-36	-36	-36	-36	-36
Mar 15	BA:	0	0	0	0	0	0	0	0	0	0	0
Base	OP:	0	0									
	OT:	0	0	0	0	0	0	0	0	0	0	0
Orig	BA:	0	0	0	0	0	0	0	0	0	0	0
Pres	OP:	0	0									
	OT:	0	0	0	0	0	0	0	0	0	0	0
Reest -	BA:	0	0	-18	-36	-36	-36	-36	-36	-36	-36	-36
Mar15	OP:	0	0									
	OT:	0	0	-18	-36	-36	-36	-36	-36	-36	-36	-36
Reest -	BA:	0	0	-18	-36	-36	-36	-36	-36	-36	-36	-36
Orig	OP:	0	0									
	OT:	0	0	-18	-36	-36	-36	-36	-36	-36	-36	-36
061 0100 0 1 554 AC02 FS FS 03												
Appropriation - Existing Law Change												
CPSC Consumer Product Import Fees - Spending												
Pres 16	BA:	0	0	18	36	36	36	36	36	36	36	36
Reest	OP:	0	0									
	OT:	0	0	16	33	36	36	36	36	36	36	36
Mar 15	BA:	0	0	0	0	0	0	0	0	0	0	0
Base	OP:	0	0									
	OT:	0	0	0	0	0	0	0	0	0	0	0
Orig	BA:	0	0	0	0	0	0	0	0	0	0	0
Pres	OP:	0	0									
	OT:	0	0	0	0	0	0	0	0	0	0	0
Reest -	BA:	0	0	18	36	36	36	36	36	36	36	36
Mar15	OP:	0	0									
	OT:	0	0	16	33	36	36	36	36	36	36	36
Reest -	BA:	0	0	18	36	36	36	36	36	36	36	36
Orig	OP:	0	0									
	OT:	0	0	16	33	36	36	36	36	36	36	36




Sorted by FUNC, SFUN, TID, SUB
 (amounts in millions)

		2015	2016	2017	2018	2019	2020	2021	2022	2023	2024	2025
HEALTH (550)												
Account Total for Salaries and expenses												
Pres 16	BA:	123	129	132	136	137	137	140	142	146	149	151
Reest	OP:	14	18									
	OT:	121	130	133	135	140	138	140	142	145	149	151
Mar 15	BA:	123	127	131	135	140	145	150	155	160	165	171
Base	OP:	14	18									
	OT:	121	128	133	137	142	145	149	154	159	164	170
Orig	BA:	123	129	132	136	137	137	140	142	146	149	151
Pres	OP:	23	24									
	OT:	121	126	150	169	171	173	175	178	180	184	185
Reest -	BA:	0	2	1	1	-3	-8	-10	-13	-14	-16	-20
Mar15	OP:	0	0									
	OT:	0	2	0	-2	-2	-7	-9	-12	-14	-15	-19
Reest -	BA:	0	0	0	0	0	0	0	0	0	0	0
Orig	OP:	-9	-6									
	OT:	0	4	-17	-34	-31	-35	-35	-36	-35	-35	-34
Department of Health and Human Services												
Food and Drug Administration												
Revolving fund for certification and other services												
075 4309 0 3 554 BD01 30 87 10												
Public Enterprise Fund												
Pres 16	BA:	0	0	0	0	0	0	0	0	0	0	0
Reest	OP:	0	0									
	OT:	0	0	0	0	0	0	0	0	0	0	0
Mar 15	BA:	0	0	0	0	0	0	0	0	0	0	0
Base	OP:	0	0									
	OT:	0	0	0	0	0	0	0	0	0	0	0
Orig	BA:	0	1	0	0	0	0	0	0	0	0	0
Pres	OP:	2	0									
	OT:	2	1	0	0	0	0	0	0	0	0	0
Reest -	BA:	0	0	0	0	0	0	0	0	0	0	0
Mar15	OP:	0	0									
	OT:	0	0	0	0	0	0	0	0	0	0	0
Reest -	BA:	0	-1	0	0	0	0	0	0	0	0	0
Orig	OP:	-2	0									
	OT:	-2	-1	0	0	0	0	0	0	0	0	0



Sorted by FUNC, SFUN, TID, SUB
 (amounts in millions)

		2015	2016	2017	2018	2019	2020	2021	2022	2023	2024	2025
HEALTH (550)												
075 4309 0 3 554 BS01 30 87 10 A												
Sequester												
Pres 16	BA:	-1	0	0	0	0	0	0	0	0	0	0
Reest	OP:	0	0									
	OT:	-1	0	0	0	0	0	0	0	0	0	0
Mar 15	BA:	-1	-1	0	0	0	0	0	0	0	0	0
Base	OP:	0	0									
	OT:	-1	-1	0	0	0	0	0	0	0	0	0
Orig	BA:	0	0	0	0	0	0	0	0	0	0	0
Pres	OP:	0	0									
	OT:	0	0	0	0	0	0	0	0	0	0	0
Reest -	BA:	0	1	0	0	0	0	0	0	0	0	0
Mar15	OP:	0	0									
	OT:	0	1	0	0	0	0	0	0	0	0	0
Reest -	BA:	-1	0	0	0	0	0	0	0	0	0	0
Orig	OP:	0	0									
	OT:	-1	0	0	0	0	0	0	0	0	0	0
Account Total for Revolving fund for certification and other services												
Pres 16	BA:	-1	0	0	0	0	0	0	0	0	0	0
Reest	OP:	0	0									
	OT:	-1	0	0	0	0	0	0	0	0	0	0
Mar 15	BA:	-1	-1	0	0	0	0	0	0	0	0	0
Base	OP:	0	0									
	OT:	-1	-1	0	0	0	0	0	0	0	0	0
Orig	BA:	0	1	0	0	0	0	0	0	0	0	0
Pres	OP:	2	0									
	OT:	2	1	0	0	0	0	0	0	0	0	0
Reest -	BA:	0	1	0	0	0	0	0	0	0	0	0
Mar15	OP:	0	0									
	OT:	0	1	0	0	0	0	0	0	0	0	0
Reest -	BA:	-1	-1	0	0	0	0	0	0	0	0	0
Orig	OP:	-2	0									
	OT:	-3	-1	0	0	0	0	0	0	0	0	0



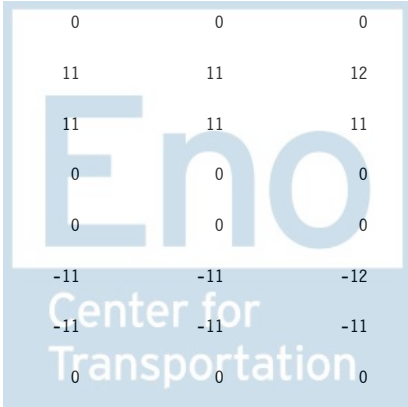
Sorted by FUNC, SFUN, TID, SUB
 (amounts in millions)

		2015	2016	2017	2018	2019	2020	2021	2022	2023	2024	2025
HEALTH (550)												
Salaries and expenses												
075 9911 0 1 554 AA01 AR AR 03 0												
Appropriation												
Salaries and Expenses												
Pres 16	BA:	2,417	2,558	2,799	2,854	2,884	2,913	2,971	3,030	3,090	3,152	3,217
Reest	OP:	632	879									
	OT:	2,324	2,670	2,809	2,846	2,865	2,893	2,947	3,003	3,063	3,124	3,187
Mar 15	BA:	2,417	2,482	2,554	2,636	2,721	2,808	2,896	2,988	3,081	3,177	3,275
Base	OP:	632	879									
	OT:	2,324	2,616	2,620	2,633	2,689	2,769	2,858	2,947	3,041	3,135	3,232
Orig	BA:	2,595	2,744	2,799	2,854	2,884	2,913	2,971	3,030	3,090	3,152	3,217
Pres	OP:	1,410	1,164									
	OT:	2,925	2,765	2,909	3,015	2,859	2,894	2,941	2,995	3,054	3,114	3,177
Reest -	BA:	0	76	245	218	163	105	75	42	9	-25	-58
Mar15	OP:	0	0									
	OT:	0	54	189	213	176	124	89	56	22	-11	-45
Reest -	BA:	-178	-186	0	0	0	0	0	0	0	0	0
Orig	OP:	-778	-285									
	OT:	-601	-95	-100	-169	6	-1	6	8	9	10	10



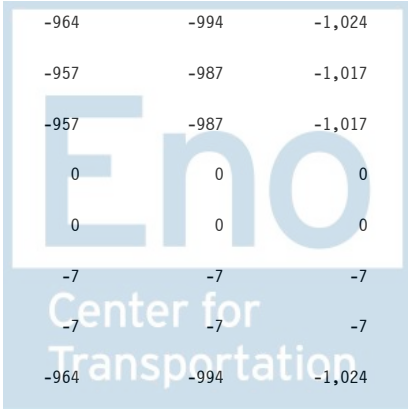
Sorted by FUNC, SFUN, TID, SUB
 (amounts in millions)

		2015	2016	2017	2018	2019	2020	2021	2022	2023	2024	2025
HEALTH (550)												
075 9911 0 1 554 AA02 AR AR 03 0												
Appropriation												
GSA Rent												
Pres 16	BA:	169	177	0	0	0	0	0	0	0	0	0
Reest	OP:	0	0									
	OT:	169	177	0	0	0	0	0	0	0	0	0
Mar 15	BA:	169	174	179	184	190	196	203	209	215	222	229
Base	OP:	0	0									
	OT:	169	174	179	184	190	196	203	209	215	222	229
Orig	BA:	0	0	0	0	0	0	0	0	0	0	0
Pres	OP:	0	0									
	OT:	0	0	0	0	0	0	0	0	0	0	0
Reest -	BA:	0	3	-179	-184	-190	-196	-203	-209	-215	-222	-229
Mar15	OP:	0	0									
	OT:	0	3	-179	-184	-190	-196	-203	-209	-215	-222	-229
Reest -	BA:	169	177	0	0	0	0	0	0	0	0	0
Orig	OP:	0	0									
	OT:	169	177	0	0	0	0	0	0	0	0	0
075 9911 0 1 554 AA04 AR AR 03 0												
Appropriation												
Buildings and facilities												
Pres 16	BA:	9	9	0	0	0	0	0	0	0	0	0
Reest	OP:	8	8									
	OT:	10	10	6	4	2	0	0	0	0	0	0
Mar 15	BA:	9	9	10	10	10	10	11	11	11	12	12
Base	OP:	8	8									
	OT:	10	10	8	9	10	10	10	10	11	11	12
Orig	BA:	0	0	0	0	0	0	0	0	0	0	0
Pres	OP:	0	0									
	OT:	0	0	0	0	0	0	0	0	0	0	0
Reest -	BA:	0	0	-10	-10	-10	-10	-11	-11	-11	-12	-12
Mar15	OP:	0	0									
	OT:	0	0	-2	-5	-8	-10	-10	-11	-11	-11	-12
Reest -	BA:	9	9	0	0	0	0	0	0	0	0	0
Orig	OP:	8	8									
	OT:	10	10	6	4	2	0	0	0	0	0	0



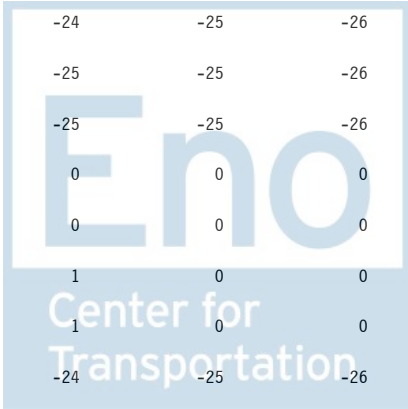
Sorted by FUNC, SFUN, TID, SUB
 (amounts in millions)

		2015	2016	2017	2018	2019	2020	2021	2022	2023	2024	2025
HEALTH (550)												
075 9911 0 1 554 AA05 AR AR 03 0												
Appropriation												
PDUFA Non-rent spending (appropriated amounts)												
Pres 16	BA:	774	801	824	851	878	906	934	964	994	1,024	1,056
Reest	OP:	0	116									
	OT:	619	757	818	844	871	899	927	957	987	1,017	1,048
Mar 15	BA:	774	795	818	844	871	899	927	957	987	1,017	1,049
Base	OP:	0	116									
	OT:	619	752	812	838	864	892	920	950	980	1,010	1,041
Orig	BA:	0	0	0	0	0	0	0	0	0	0	0
Pres	OP:	0	0									
	OT:	0	0	0	0	0	0	0	0	0	0	0
Reest -	BA:	0	6	6	7	7	7	7	7	7	7	7
Mar15	OP:	0	0									
	OT:	0	5	6	6	7	7	7	7	7	7	7
Reest -	BA:	774	801	824	851	878	906	934	964	994	1,024	1,056
Orig	OP:	0	116									
	OT:	619	757	818	844	871	899	927	957	987	1,017	1,048
075 9911 0 1 554 AA06 AR AR 03 0												
Appropriation												
PDUFA Collections (nonrent)												
Pres 16	BA:	-774	-801	-824	-851	-878	-906	-934	-964	-994	-1,024	-1,056
Reest	OP:	0	0									
	OT:	-774	-801	-824	-851	-878	-906	-934	-964	-994	-1,024	-1,056
Mar 15	BA:	-774	-795	-818	-844	-871	-899	-927	-957	-987	-1,017	-1,049
Base	OP:	0	0									
	OT:	-774	-795	-818	-844	-871	-899	-927	-957	-987	-1,017	-1,049
Orig	BA:	0	0	0	0	0	0	0	0	0	0	0
Pres	OP:	0	0									
	OT:	0	0	0	0	0	0	0	0	0	0	0
Reest -	BA:	0	-6	-6	-7	-7	-7	-7	-7	-7	-7	-7
Mar15	OP:	0	0									
	OT:	0	-6	-6	-7	-7	-7	-7	-7	-7	-7	-7
Reest -	BA:	-774	-801	-824	-851	-878	-906	-934	-964	-994	-1,024	-1,056
Orig	OP:	0	0									
	OT:	-774	-801	-824	-851	-878	-906	-934	-964	-994	-1,024	-1,056




Sorted by FUNC, SFUN, TID, SUB
 (amounts in millions)

		2015	2016	2017	2018	2019	2020	2021	2022	2023	2024	2025
HEALTH (550)												
075 9911 0 1 554 AA07 AR AR 03 0												
Appropriation												
MQSA Spending												
Pres 16	BA:	20	20	21	21	22	23	23	24	25	26	26
Reest	OP:	0	3									
	OT:	16	19	21	21	22	23	23	24	25	26	26
Mar 15	BA:	20	21	21	22	23	23	24	25	25	26	27
Base	OP:	0	3									
	OT:	16	20	21	22	23	23	24	25	25	26	27
Orig	BA:	0	0	0	0	0	0	0	0	0	0	0
Pres	OP:	0	0									
	OT:	0	0	0	0	0	0	0	0	0	0	0
Reest -	BA:	0	-1	0	-1	-1	0	-1	-1	0	0	-1
Mar15	OP:	0	0									
	OT:	0	-1	0	-1	-1	0	-1	-1	0	0	-1
Reest -	BA:	20	20	21	21	22	23	23	24	25	26	26
Orig	OP:	0	3									
	OT:	16	19	21	21	22	23	23	24	25	26	26
075 9911 0 1 554 AA08 AR AR 03 0												
Appropriation												
MQSA Fee Collections												
Pres 16	BA:	-20	-20	-21	-21	-22	-23	-23	-24	-25	-26	-26
Reest	OP:	0	0									
	OT:	-20	-20	-21	-21	-22	-23	-23	-24	-25	-26	-26
Mar 15	BA:	-20	-21	-21	-22	-23	-23	-24	-25	-25	-26	-27
Base	OP:	0	0									
	OT:	-20	-21	-21	-22	-23	-23	-24	-25	-25	-26	-27
Orig	BA:	0	0	0	0	0	0	0	0	0	0	0
Pres	OP:	0	0									
	OT:	0	0	0	0	0	0	0	0	0	0	0
Reest -	BA:	0	1	0	1	1	0	1	1	0	0	1
Mar15	OP:	0	0									
	OT:	0	1	0	1	1	0	1	1	0	0	1
Reest -	BA:	-20	-20	-21	-21	-22	-23	-23	-24	-25	-26	-26
Orig	OP:	0	0									
	OT:	-20	-20	-21	-21	-22	-23	-23	-24	-25	-26	-26



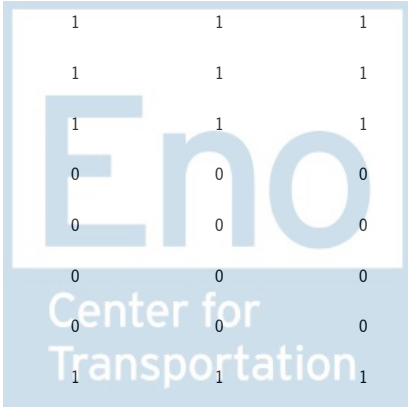
Sorted by FUNC, SFUN, TID, SUB
 (amounts in millions)

		2015	2016	2017	2018	2019	2020	2021	2022	2023	2024	2025
HEALTH (550)												
075 9911 0 1 554 AA09 AR AR 03 0												
Appropriation												
VQIP Fee Collections												
Pres 16	BA:	-5	-5	-5	-5	-5	-6	-6	-6	-6	-6	-7
Reest	OP:	0	0									
	OT:	-5	-5	-5	-5	-5	-6	-6	-6	-6	-6	-7
Mar 15	BA:	-5	-5	-5	-5	-6	-6	-6	-6	-6	-7	-7
Base	OP:	0	0									
	OT:	-5	-5	-5	-5	-6	-6	-6	-6	-6	-7	-7
Orig	BA:	0	0	0	0	0	0	0	0	0	0	0
Pres	OP:	0	0									
	OT:	0	0	0	0	0	0	0	0	0	0	0
Reest -	BA:	0	0	0	0	1	0	0	0	0	1	0
Mar15	OP:	0	0									
	OT:	0	0	0	0	1	0	0	0	0	1	0
Reest -	BA:	-5	-5	-5	-5	-5	-6	-6	-6	-6	-6	-7
Orig	OP:	0	0									
	OT:	-5	-5	-5	-5	-5	-6	-6	-6	-6	-6	-7
075 9911 0 1 554 AA10 AR AR 03 0												
Appropriation												
VQIP Fee Spending												
Pres 16	BA:	5	5	5	5	5	6	6	6	6	6	7
Reest	OP:	0	1									
	OT:	4	5	5	5	5	6	6	6	6	6	7
Mar 15	BA:	5	5	5	5	6	6	6	6	6	7	7
Base	OP:	0	1									
	OT:	4	5	5	5	6	6	6	6	6	7	7
Orig	BA:	0	0	0	0	0	0	0	0	0	0	0
Pres	OP:	0	0									
	OT:	0	0	0	0	0	0	0	0	0	0	0
Reest -	BA:	0	0	0	0	-1	0	0	0	0	-1	0
Mar15	OP:	0	0									
	OT:	0	0	0	0	-1	0	0	0	0	-1	0
Reest -	BA:	5	5	5	5	5	6	6	6	6	6	7
Orig	OP:	0	1									
	OT:	4	5	5	5	5	6	6	6	6	6	7



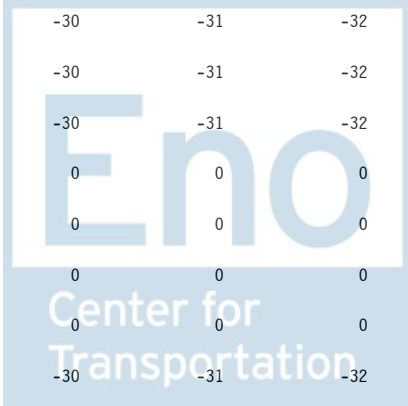
Sorted by FUNC, SFUN, TID, SUB
 (amounts in millions)

		2015	2016	2017	2018	2019	2020	2021	2022	2023	2024	2025
HEALTH (550)												
075 9911 0 1 554 AA11 AR AR 03 1												
Appropriation												
Third Party Auditor Program Fee Collections												
Pres 16	BA:	0	-1	-1	-1	-1	-1	-1	-1	-1	-1	-1
Reest	OP:	0	0									
	OT:	0	-1	-1	-1	-1	-1	-1	-1	-1	-1	-1
Mar 15	BA:	0	-1	-1	-1	-1	-1	-1	-1	-1	-1	-1
Base	OP:	0	0									
	OT:	0	-1	-1	-1	-1	-1	-1	-1	-1	-1	-1
Orig	BA:	0	0	0	0	0	0	0	0	0	0	0
Pres	OP:	0	0									
	OT:	0	0	0	0	0	0	0	0	0	0	0
Reest -	BA:	0	0	0	0	0	0	0	0	0	0	0
Mar15	OP:	0	0									
	OT:	0	0	0	0	0	0	0	0	0	0	0
Reest -	BA:	0	-1	-1	-1	-1	-1	-1	-1	-1	-1	-1
Orig	OP:	0	0									
	OT:	0	-1	-1	-1	-1	-1	-1	-1	-1	-1	-1
075 9911 0 1 554 AA12 AR AR 03 1												
Appropriation												
Third Party Auditor Program Fee Spending												
Pres 16	BA:	0	1	1	1	1	1	1	1	1	1	1
Reest	OP:	0	0									
	OT:	0	1	1	1	1	1	1	1	1	1	1
Mar 15	BA:	0	1	1	1	1	1	1	1	1	1	1
Base	OP:	0	0									
	OT:	0	1	1	1	1	1	1	1	1	1	1
Orig	BA:	0	0	0	0	0	0	0	0	0	0	0
Pres	OP:	0	0									
	OT:	0	0	0	0	0	0	0	0	0	0	0
Reest -	BA:	0	0	0	0	0	0	0	0	0	0	0
Mar15	OP:	0	0									
	OT:	0	0	0	0	0	0	0	0	0	0	0
Reest -	BA:	0	1	1	1	1	1	1	1	1	1	1
Orig	OP:	0	0									
	OT:	0	1	1	1	1	1	1	1	1	1	1



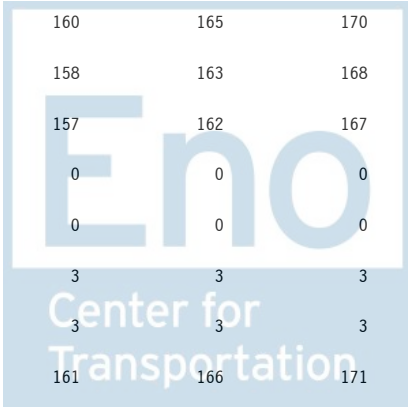
Sorted by FUNC, SFUN, TID, SUB
 (amounts in millions)

		2015	2016	2017	2018	2019	2020	2021	2022	2023	2024	2025
HEALTH (550)												
075 9911 0 1 554 AA14 AR AR 03 0												
Appropriation												
PDUFA rent, spending of fee												
Pres 16	BA:	24	25	26	27	27	28	29	30	31	32	33
Reest	OP:	0	0									
	OT:	24	25	26	27	27	28	29	30	31	32	33
Mar 15	BA:	24	25	25	26	27	28	29	30	31	32	33
Base	OP:	0	0									
	OT:	24	25	25	26	27	28	29	30	31	32	33
Orig	BA:	0	0	0	0	0	0	0	0	0	0	0
Pres	OP:	0	0									
	OT:	0	0	0	0	0	0	0	0	0	0	0
Reest -	BA:	0	0	1	1	0	0	0	0	0	0	0
Mar15	OP:	0	0									
	OT:	0	0	1	1	0	0	0	0	0	0	0
Reest -	BA:	24	25	26	27	27	28	29	30	31	32	33
Orig	OP:	0	0									
	OT:	24	25	26	27	27	28	29	30	31	32	33
075 9911 0 1 554 AA15 AR AR 03 0												
Appropriation												
PDUFA rent, collections of fee												
Pres 16	BA:	-24	-25	-26	-27	-27	-28	-29	-30	-31	-32	-33
Reest	OP:	0	0									
	OT:	-24	-25	-26	-27	-27	-28	-29	-30	-31	-32	-33
Mar 15	BA:	-24	-25	-25	-26	-27	-28	-29	-30	-31	-32	-33
Base	OP:	0	0									
	OT:	-24	-25	-25	-26	-27	-28	-29	-30	-31	-32	-33
Orig	BA:	0	0	0	0	0	0	0	0	0	0	0
Pres	OP:	0	0									
	OT:	0	0	0	0	0	0	0	0	0	0	0
Reest -	BA:	0	0	-1	-1	0	0	0	0	0	0	0
Mar15	OP:	0	0									
	OT:	0	0	-1	-1	0	0	0	0	0	0	0
Reest -	BA:	-24	-25	-26	-27	-27	-28	-29	-30	-31	-32	-33
Orig	OP:	0	0									
	OT:	-24	-25	-26	-27	-27	-28	-29	-30	-31	-32	-33




Sorted by FUNC, SFUN, TID, SUB
 (amounts in millions)

		2015	2016	2017	2018	2019	2020	2021	2022	2023	2024	2025
HEALTH (550)												
075 9911 0 1 554 AA16 AR AR 03 0												
Appropriation												
MDUFA, fee collection												
Pres 16	BA:	-128	-134	-138	-142	-147	-152	-156	-161	-166	-171	-177
Reest	OP:	0	0									
	OT:	-128	-134	-138	-142	-147	-152	-156	-161	-166	-171	-177
Mar 15	BA:	-128	-131	-135	-140	-144	-149	-153	-158	-163	-168	-173
Base	OP:	0	0									
	OT:	-128	-131	-135	-140	-144	-149	-153	-158	-163	-168	-173
Orig	BA:	0	0	0	0	0	0	0	0	0	0	0
Pres	OP:	0	0									
	OT:	0	0	0	0	0	0	0	0	0	0	0
Reest -	BA:	0	-3	-3	-2	-3	-3	-3	-3	-3	-3	-4
Mar15	OP:	0	0									
	OT:	0	-3	-3	-2	-3	-3	-3	-3	-3	-3	-4
Reest -	BA:	-128	-134	-138	-142	-147	-152	-156	-161	-166	-171	-177
Orig	OP:	0	0									
	OT:	-128	-134	-138	-142	-147	-152	-156	-161	-166	-171	-177
075 9911 0 1 554 AA17 AR AR 03 0												
Appropriation												
MDUFMA, spending of fee												
Pres 16	BA:	128	134	138	142	147	152	156	161	166	171	177
Reest	OP:	0	19									
	OT:	102	126	137	141	146	151	155	160	165	170	176
Mar 15	BA:	128	131	135	140	144	149	153	158	163	168	173
Base	OP:	0	19									
	OT:	102	124	134	139	143	148	152	157	162	167	172
Orig	BA:	0	0	0	0	0	0	0	0	0	0	0
Pres	OP:	0	0									
	OT:	0	0	0	0	0	0	0	0	0	0	0
Reest -	BA:	0	3	3	2	3	3	3	3	3	3	4
Mar15	OP:	0	0									
	OT:	0	2	3	2	3	3	3	3	3	3	4
Reest -	BA:	128	134	138	142	147	152	156	161	166	171	177
Orig	OP:	0	19									
	OT:	102	126	137	141	146	151	155	160	165	170	176




Sorted by FUNC, SFUN, TID, SUB
 (amounts in millions)

		2015	2016	2017	2018	2019	2020	2021	2022	2023	2024	2025
HEALTH (550)												
075 9911 0 1 554 AA20 AR AR 03 0												
Appropriation												
ADUFA, spending of fee												
Pres 16	BA:	22	22	23	23	24	25	26	26	27	28	29
Reest	OP:	0	3									
	OT:	18	21	23	23	24	25	26	26	27	28	29
Mar 15	BA:	22	23	23	24	25	26	26	27	28	29	30
Base	OP:	0	3									
	OT:	18	21	23	24	25	26	26	27	28	29	30
Orig	BA:	0	0	0	0	0	0	0	0	0	0	0
Pres	OP:	0	0									
	OT:	0	0	0	0	0	0	0	0	0	0	0
Reest -	BA:	0	-1	0	-1	-1	-1	0	-1	-1	-1	-1
Mar15	OP:	0	0									
	OT:	0	0	0	-1	-1	-1	0	-1	-1	-1	-1
Reest -	BA:	22	22	23	23	24	25	26	26	27	28	29
Orig	OP:	0	3									
	OT:	18	21	23	23	24	25	26	26	27	28	29
075 9911 0 1 554 AA21 AR AR 03 0												
Appropriation												
ADUFA, fee collection												
Pres 16	BA:	-22	-22	-23	-23	-24	-25	-26	-26	-27	-28	-29
Reest	OP:	0	0									
	OT:	-22	-22	-23	-23	-24	-25	-26	-26	-27	-28	-29
Mar 15	BA:	-22	-23	-23	-24	-25	-26	-26	-27	-28	-29	-30
Base	OP:	0	0									
	OT:	-22	-23	-23	-24	-25	-26	-26	-27	-28	-29	-30
Orig	BA:	0	0	0	0	0	0	0	0	0	0	0
Pres	OP:	0	0									
	OT:	0	0	0	0	0	0	0	0	0	0	0
Reest -	BA:	0	1	0	1	1	1	0	1	1	1	1
Mar15	OP:	0	0									
	OT:	0	1	0	1	1	1	0	1	1	1	1
Reest -	BA:	-22	-22	-23	-23	-24	-25	-26	-26	-27	-28	-29
Orig	OP:	0	0									
	OT:	-22	-22	-23	-23	-24	-25	-26	-26	-27	-28	-29



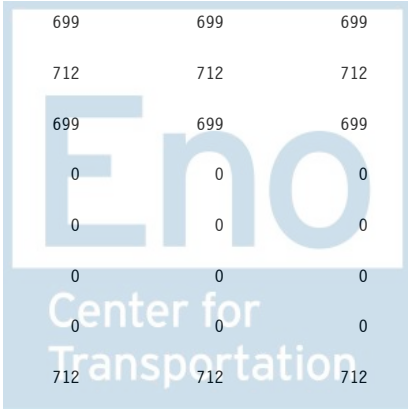
Sorted by FUNC, SFUN, TID, SUB
 (amounts in millions)

		2015	2016	2017	2018	2019	2020	2021	2022	2023	2024	2025
HEALTH (550)												
075 9911 0 1 554 AA22 AR AR 03 0												
Appropriation												
AGDUFA, spending of fee												
Pres 16	BA:	7	7	7	7	8	8	8	8	9	9	9
Reest	OP:	0	1									
	OT:	6	7	7	7	8	8	8	8	9	9	9
Mar 15	BA:	7	7	7	8	8	8	8	9	9	9	9
Base	OP:	0	1									
	OT:	6	7	7	8	8	8	8	9	9	9	9
Orig	BA:	0	0	0	0	0	0	0	0	0	0	0
Pres	OP:	0	0									
	OT:	0	0	0	0	0	0	0	0	0	0	0
Reest -	BA:	0	0	0	-1	0	0	0	-1	0	0	0
Mar15	OP:	0	0									
	OT:	0	0	0	-1	0	0	0	-1	0	0	0
Reest -	BA:	7	7	7	7	8	8	8	8	9	9	9
Orig	OP:	0	1									
	OT:	6	7	7	7	8	8	8	8	9	9	9
075 9911 0 1 554 AA23 AR AR 03 0												
Appropriation												
AGDUFA, fee collections												
Pres 16	BA:	-7	-7	-7	-7	-8	-8	-8	-8	-9	-9	-9
Reest	OP:	0	0									
	OT:	-7	-7	-7	-7	-8	-8	-8	-8	-9	-9	-9
Mar 15	BA:	-7	-7	-7	-8	-8	-8	-8	-9	-9	-9	-9
Base	OP:	0	0									
	OT:	-7	-7	-7	-8	-8	-8	-8	-9	-9	-9	-9
Orig	BA:	0	0	0	0	0	0	0	0	0	0	0
Pres	OP:	0	0									
	OT:	0	0	0	0	0	0	0	0	0	0	0
Reest -	BA:	0	0	0	1	0	0	0	1	0	0	0
Mar15	OP:	0	0									
	OT:	0	0	0	1	0	0	0	1	0	0	0
Reest -	BA:	-7	-7	-7	-7	-8	-8	-8	-8	-9	-9	-9
Orig	OP:	0	0									
	OT:	-7	-7	-7	-7	-8	-8	-8	-8	-9	-9	-9



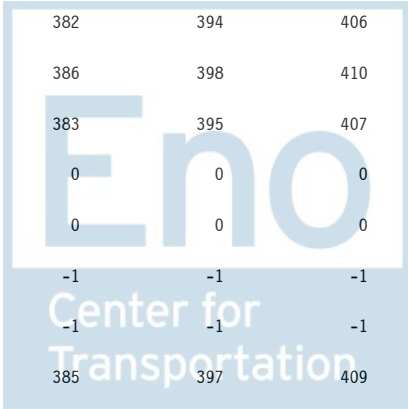
Sorted by FUNC, SFUN, TID, SUB
 (amounts in millions)

		2015	2016	2017	2018	2019	2020	2021	2022	2023	2024	2025
HEALTH (550)												
075 9911 0 1 554 AA24 AR AR 03 N												
Appropriation												
Tobacco Fee Collections												
Pres 16	BA:	-566	-599	-635	-672	-712	-712	-712	-712	-712	-712	-712
Reest	OP:	0	0									
	OT:	-566	-599	-635	-672	-712	-712	-712	-712	-712	-712	-712
Mar 15	BA:	-566	-599	-635	-672	-712	-712	-712	-712	-712	-712	-712
Base	OP:	0	0									
	OT:	-566	-599	-635	-672	-712	-712	-712	-712	-712	-712	-712
Orig	BA:	0	0	0	0	0	0	0	0	0	0	0
Pres	OP:	0	0									
	OT:	0	0	0	0	0	0	0	0	0	0	0
Reest -	BA:	0	0	0	0	0	0	0	0	0	0	0
Mar15	OP:	0	0									
	OT:	0	0	0	0	0	0	0	0	0	0	0
Reest -	BA:	-566	-599	-635	-672	-712	-712	-712	-712	-712	-712	-712
Orig	OP:	0	0									
	OT:	-566	-599	-635	-672	-712	-712	-712	-712	-712	-712	-712
075 9911 0 1 554 AA25 AR AR 03 N												
Appropriation												
Tobacco Fee Spending												
Pres 16	BA:	566	599	635	672	712	712	712	712	712	712	712
Reest	OP:	334	422									
	OT:	568	681	611	638	647	695	698	699	699	699	699
Mar 15	BA:	566	599	635	672	712	712	712	712	712	712	712
Base	OP:	334	422									
	OT:	568	681	611	638	647	695	698	699	699	699	699
Orig	BA:	0	0	0	0	0	0	0	0	0	0	0
Pres	OP:	0	0									
	OT:	0	0	0	0	0	0	0	0	0	0	0
Reest -	BA:	0	0	0	0	0	0	0	0	0	0	0
Mar15	OP:	0	0									
	OT:	0	0	0	0	0	0	0	0	0	0	0
Reest -	BA:	566	599	635	672	712	712	712	712	712	712	712
Orig	OP:	334	422									
	OT:	568	681	611	638	647	695	698	699	699	699	699



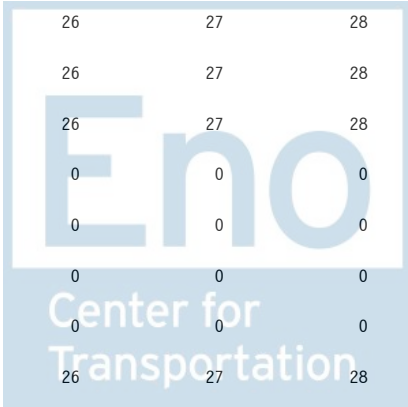
Sorted by FUNC, SFUN, TID, SUB
 (amounts in millions)

		2015	2016	2017	2018	2019	2020	2021	2022	2023	2024	2025
HEALTH (550)												
075 9911 0 1 554 AA26 AR AR 03 0												
Appropriation												
GDUFA Fee Collections												
Pres 16	BA:	-312	-320	-329	-340	-351	-362	-373	-385	-397	-409	-422
Reest	OP:	0	0									
	OT:	-312	-320	-329	-340	-351	-362	-373	-385	-397	-409	-422
Mar 15	BA:	-312	-320	-330	-340	-351	-362	-374	-386	-398	-410	-423
Base	OP:	0	0									
	OT:	-312	-320	-330	-340	-351	-362	-374	-386	-398	-410	-423
Orig	BA:	0	0	0	0	0	0	0	0	0	0	0
Pres	OP:	0	0									
	OT:	0	0	0	0	0	0	0	0	0	0	0
Reest -	BA:	0	0	1	0	0	0	1	1	1	1	1
Mar15	OP:	0	0									
	OT:	0	0	1	0	0	0	1	1	1	1	1
Reest -	BA:	-312	-320	-329	-340	-351	-362	-373	-385	-397	-409	-422
Orig	OP:	0	0									
	OT:	-312	-320	-329	-340	-351	-362	-373	-385	-397	-409	-422
075 9911 0 1 554 AA27 AR AR 03 0												
Appropriation												
GDUFA Fee Spending												
Pres 16	BA:	312	320	329	340	351	362	373	385	397	409	422
Reest	OP:	0	47									
	OT:	250	303	327	337	348	359	370	382	394	406	419
Mar 15	BA:	312	320	330	340	351	362	374	386	398	410	423
Base	OP:	0	47									
	OT:	250	303	328	338	348	359	371	383	395	407	420
Orig	BA:	0	0	0	0	0	0	0	0	0	0	0
Pres	OP:	0	0									
	OT:	0	0	0	0	0	0	0	0	0	0	0
Reest -	BA:	0	0	-1	0	0	0	-1	-1	-1	-1	-1
Mar15	OP:	0	0									
	OT:	0	0	-1	-1	0	0	-1	-1	-1	-1	-1
Reest -	BA:	312	320	329	340	351	362	373	385	397	409	422
Orig	OP:	0	47									
	OT:	250	303	327	337	348	359	370	382	394	406	419



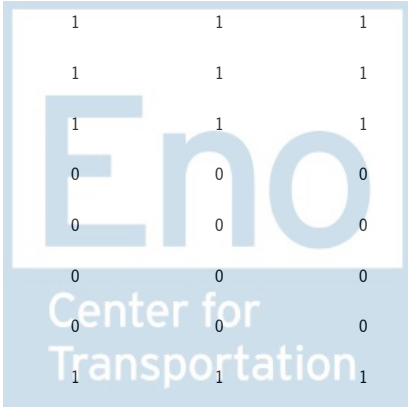
Sorted by FUNC, SFUN, TID, SUB
 (amounts in millions)

		2015	2016	2017	2018	2019	2020	2021	2022	2023	2024	2025
HEALTH (550)												
075 9911 0 1 554 AA28 AR AR 03 0												
Appropriation												
BSUFA Fee Collections												
Pres 16	BA:	-21	-22	-23	-23	-24	-25	-26	-26	-27	-28	-29
Reest	OP:	0	0									
	OT:	-21	-22	-23	-23	-24	-25	-26	-26	-27	-28	-29
Mar 15	BA:	-21	-22	-22	-23	-24	-24	-25	-26	-27	-28	-28
Base	OP:	0	0									
	OT:	-21	-22	-22	-23	-24	-24	-25	-26	-27	-28	-28
Orig	BA:	0	0	0	0	0	0	0	0	0	0	0
Pres	OP:	0	0									
	OT:	0	0	0	0	0	0	0	0	0	0	0
Reest -	BA:	0	0	-1	0	0	-1	-1	0	0	0	-1
Mar15	OP:	0	0									
	OT:	0	0	-1	0	0	-1	-1	0	0	0	-1
Reest -	BA:	-21	-22	-23	-23	-24	-25	-26	-26	-27	-28	-29
Orig	OP:	0	0									
	OT:	-21	-22	-23	-23	-24	-25	-26	-26	-27	-28	-29
075 9911 0 1 554 AA29 AR AR 03 0												
Appropriation												
BSUFA Fee Spending												
Pres 16	BA:	21	22	23	23	24	25	26	26	27	28	29
Reest	OP:	0	4									
	OT:	15	22	24	23	24	25	26	26	27	28	29
Mar 15	BA:	21	22	22	23	24	24	25	26	27	28	28
Base	OP:	0	4									
	OT:	15	22	23	23	24	24	25	26	27	28	28
Orig	BA:	0	0	0	0	0	0	0	0	0	0	0
Pres	OP:	0	0									
	OT:	0	0	0	0	0	0	0	0	0	0	0
Reest -	BA:	0	0	1	0	0	1	1	0	0	0	1
Mar15	OP:	0	0									
	OT:	0	0	1	0	0	1	1	0	0	0	1
Reest -	BA:	21	22	23	23	24	25	26	26	27	28	29
Orig	OP:	0	4									
	OT:	15	22	24	23	24	25	26	26	27	28	29



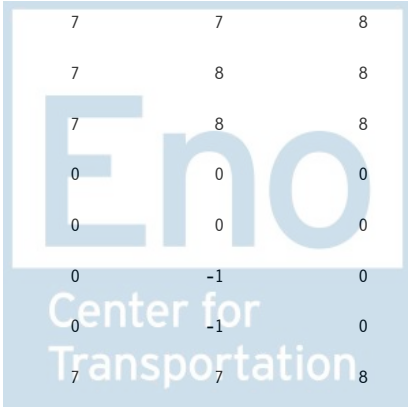
Sorted by FUNC, SFUN, TID, SUB
 (amounts in millions)

		2015	2016	2017	2018	2019	2020	2021	2022	2023	2024	2025
HEALTH (550)												
075 9911 0 1 554 AA33 AR AR 03 0												
Appropriation												
Food and Feed Recall Fee Collections												
Pres 16	BA:	-1	-1	-1	-1	-1	-1	-1	-1	-1	-1	-1
Reest	OP:	0	0									
	OT:	-1	-1	-1	-1	-1	-1	-1	-1	-1	-1	-1
Mar 15	BA:	-1	-1	-1	-1	-1	-1	-1	-1	-1	-1	-1
Base	OP:	0	0									
	OT:	-1	-1	-1	-1	-1	-1	-1	-1	-1	-1	-1
Orig	BA:	0	0	0	0	0	0	0	0	0	0	0
Pres	OP:	0	0									
	OT:	0	0	0	0	0	0	0	0	0	0	0
Reest -	BA:	0	0	0	0	0	0	0	0	0	0	0
Mar15	OP:	0	0									
	OT:	0	0	0	0	0	0	0	0	0	0	0
Reest -	BA:	-1	-1	-1	-1	-1	-1	-1	-1	-1	-1	-1
Orig	OP:	0	0									
	OT:	-1	-1	-1	-1	-1	-1	-1	-1	-1	-1	-1
075 9911 0 1 554 AA34 AR AR 03 0												
Appropriation												
Food and Feed Fee Spending												
Pres 16	BA:	1	1	1	1	1	1	1	1	1	1	1
Reest	OP:	0	0									
	OT:	1	1	1	1	1	1	1	1	1	1	1
Mar 15	BA:	1	1	1	1	1	1	1	1	1	1	1
Base	OP:	0	0									
	OT:	1	1	1	1	1	1	1	1	1	1	1
Orig	BA:	0	0	0	0	0	0	0	0	0	0	0
Pres	OP:	0	0									
	OT:	0	0	0	0	0	0	0	0	0	0	0
Reest -	BA:	0	0	0	0	0	0	0	0	0	0	0
Mar15	OP:	0	0									
	OT:	0	0	0	0	0	0	0	0	0	0	0
Reest -	BA:	1	1	1	1	1	1	1	1	1	1	1
Orig	OP:	0	0									
	OT:	1	1	1	1	1	1	1	1	1	1	1



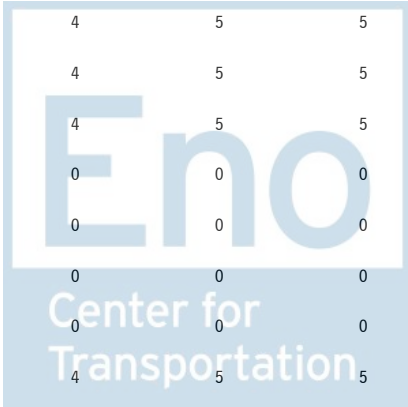
Sorted by FUNC, SFUN, TID, SUB
 (amounts in millions)

		2015	2016	2017	2018	2019	2020	2021	2022	2023	2024	2025
HEALTH (550)												
075 9911 0 1 554 AA35 AR AR 03 0												
Appropriation												
Food Reinspection Fee Collections												
Pres 16	BA:	-6	-6	-6	-6	-7	-7	-7	-7	-7	-8	-8
Reest	OP:	0	0									
	OT:	-6	-6	-6	-6	-7	-7	-7	-7	-7	-8	-8
Mar 15	BA:	-6	-6	-6	-7	-7	-7	-7	-7	-8	-8	-8
Base	OP:	0	0									
	OT:	-6	-6	-6	-7	-7	-7	-7	-7	-8	-8	-8
Orig	BA:	0	0	0	0	0	0	0	0	0	0	0
Pres	OP:	0	0									
	OT:	0	0	0	0	0	0	0	0	0	0	0
Reest -	BA:	0	0	0	1	0	0	0	0	1	0	0
Mar15	OP:	0	0									
	OT:	0	0	0	1	0	0	0	0	1	0	0
Reest -	BA:	-6	-6	-6	-6	-7	-7	-7	-7	-7	-8	-8
Orig	OP:	0	0									
	OT:	-6	-6	-6	-6	-7	-7	-7	-7	-7	-8	-8
075 9911 0 1 554 AA36 AR AR 03 0												
Appropriation												
Food Reinspection Fee Spending												
Pres 16	BA:	6	6	6	6	7	7	7	7	7	8	8
Reest	OP:	0	1									
	OT:	5	6	6	6	7	7	7	7	7	8	8
Mar 15	BA:	6	6	6	7	7	7	7	7	8	8	8
Base	OP:	0	1									
	OT:	5	6	6	7	7	7	7	7	8	8	8
Orig	BA:	0	0	0	0	0	0	0	0	0	0	0
Pres	OP:	0	0									
	OT:	0	0	0	0	0	0	0	0	0	0	0
Reest -	BA:	0	0	0	-1	0	0	0	0	-1	0	0
Mar15	OP:	0	0									
	OT:	0	0	0	-1	0	0	0	0	-1	0	0
Reest -	BA:	6	6	6	6	7	7	7	7	7	8	8
Orig	OP:	0	1									
	OT:	5	6	6	6	7	7	7	7	7	8	8



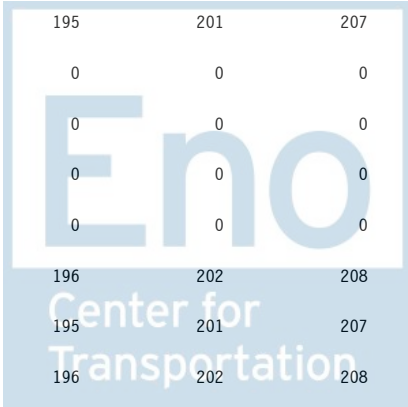
Sorted by FUNC, SFUN, TID, SUB
 (amounts in millions)

		2015	2016	2017	2018	2019	2020	2021	2022	2023	2024	2025
HEALTH (550)												
075 9911 0 1 554 AA37 AR AR 03 4												
Appropriation												
Drug Compounding Fee Collections												
Pres 16	BA:	-1	-1	-2	-3	-4	-4	-4	-4	-5	-5	-5
Reest	OP:	0	0									
	OT:	-1	-1	-2	-3	-4	-4	-4	-4	-5	-5	-5
Mar 15	BA:	-1	-1	-2	-3	-4	-4	-4	-4	-5	-5	-5
Base	OP:	0	0									
	OT:	-1	-1	-2	-3	-4	-4	-4	-4	-5	-5	-5
Orig	BA:	0	0	0	0	0	0	0	0	0	0	0
Pres	OP:	0	0									
	OT:	0	0	0	0	0	0	0	0	0	0	0
Reest -	BA:	0	0	0	0	0	0	0	0	0	0	0
Mar15	OP:	0	0									
	OT:	0	0	0	0	0	0	0	0	0	0	0
Reest -	BA:	-1	-1	-2	-3	-4	-4	-4	-4	-5	-5	-5
Orig	OP:	0	0									
	OT:	-1	-1	-2	-3	-4	-4	-4	-4	-5	-5	-5
075 9911 0 1 554 AA38 AR AR 03 4												
Appropriation												
Drug Compounding Fee Spending												
Pres 16	BA:	1	1	2	3	4	4	4	4	5	5	5
Reest	OP:	0	0									
	OT:	1	1	2	3	4	4	4	4	5	5	5
Mar 15	BA:	1	1	2	3	4	4	4	4	5	5	5
Base	OP:	0	0									
	OT:	1	1	2	3	4	4	4	4	5	5	5
Orig	BA:	0	0	0	0	0	0	0	0	0	0	0
Pres	OP:	0	0									
	OT:	0	0	0	0	0	0	0	0	0	0	0
Reest -	BA:	0	0	0	0	0	0	0	0	0	0	0
Mar15	OP:	0	0									
	OT:	0	0	0	0	0	0	0	0	0	0	0
Reest -	BA:	1	1	2	3	4	4	4	4	5	5	5
Orig	OP:	0	0									
	OT:	1	1	2	3	4	4	4	4	5	5	5




Sorted by FUNC, SFUN, TID, SUB
 (amounts in millions)

		2015	2016	2017	2018	2019	2020	2021	2022	2023	2024	2025
HEALTH (550)												
075 9911 0 1 554 AC01 AR AR 03												
Appropriation - Existing Law Change												
Food facility registration and inspection and import fee collections												
Pres 16	BA:	0	-163	-168	-173	-179	-184	-190	-196	-202	-208	-215
Reest	OP:	0	0									
	OT:	0	-163	-168	-173	-179	-184	-190	-196	-202	-208	-215
Mar 15	BA:	0	0	0	0	0	0	0	0	0	0	0
Base	OP:	0	0									
	OT:	0	0	0	0	0	0	0	0	0	0	0
Orig	BA:	0	0	0	0	0	0	0	0	0	0	0
Pres	OP:	0	0									
	OT:	0	0	0	0	0	0	0	0	0	0	0
Reest -	BA:	0	-163	-168	-173	-179	-184	-190	-196	-202	-208	-215
Mar15	OP:	0	0									
	OT:	0	-163	-168	-173	-179	-184	-190	-196	-202	-208	-215
Reest -	BA:	0	-163	-168	-173	-179	-184	-190	-196	-202	-208	-215
Orig	OP:	0	0									
	OT:	0	-163	-168	-173	-179	-184	-190	-196	-202	-208	-215
075 9911 0 1 554 AC02 AR AR 03												
Appropriation - Existing Law Change												
Food facility registration and inspection and import fee spending												
Pres 16	BA:	0	163	168	173	179	184	190	196	202	208	215
Reest	OP:	0	0									
	OT:	0	122	175	164	178	183	189	195	201	207	213
Mar 15	BA:	0	0	0	0	0	0	0	0	0	0	0
Base	OP:	0	0									
	OT:	0	0	0	0	0	0	0	0	0	0	0
Orig	BA:	0	0	0	0	0	0	0	0	0	0	0
Pres	OP:	0	0									
	OT:	0	0	0	0	0	0	0	0	0	0	0
Reest -	BA:	0	163	168	173	179	184	190	196	202	208	215
Mar15	OP:	0	0									
	OT:	0	122	175	164	178	183	189	195	201	207	213
Reest -	BA:	0	163	168	173	179	184	190	196	202	208	215
Orig	OP:	0	0									
	OT:	0	122	175	164	178	183	189	195	201	207	213



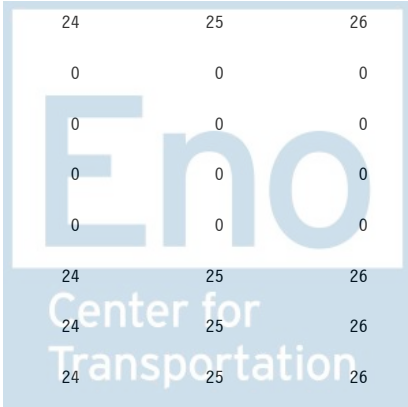
Sorted by FUNC, SFUN, TID, SUB
 (amounts in millions)

		2015	2016	2017	2018	2019	2020	2021	2022	2023	2024	2025
HEALTH (550)												
075 9911 0 1 554 AC03 AR AR 03												
Appropriation - Existing Law Change												
International courier fee collections												
Pres 16	BA:	0	-6	-6	-6	-7	-7	-7	-7	-7	-8	-8
Reest	OP:	0	0									
	OT:	0	-6	-6	-6	-7	-7	-7	-7	-7	-8	-8
Mar 15	BA:	0	0	0	0	0	0	0	0	0	0	0
Base	OP:	0	0									
	OT:	0	0	0	0	0	0	0	0	0	0	0
Orig	BA:	0	0	0	0	0	0	0	0	0	0	0
Pres	OP:	0	0									
	OT:	0	0	0	0	0	0	0	0	0	0	0
Reest -	BA:	0	-6	-6	-6	-7	-7	-7	-7	-7	-8	-8
Mar15	OP:	0	0									
	OT:	0	-6	-6	-6	-7	-7	-7	-7	-7	-8	-8
Reest -	BA:	0	-6	-6	-6	-7	-7	-7	-7	-7	-8	-8
Orig	OP:	0	0									
	OT:	0	-6	-6	-6	-7	-7	-7	-7	-7	-8	-8
075 9911 0 1 554 AC04 AR AR 03												
Appropriation - Existing Law Change												
International courier fee spending												
Pres 16	BA:	0	6	6	6	7	7	7	7	7	8	8
Reest	OP:	0	0									
	OT:	0	5	6	6	7	7	7	7	7	8	8
Mar 15	BA:	0	0	0	0	0	0	0	0	0	0	0
Base	OP:	0	0									
	OT:	0	0	0	0	0	0	0	0	0	0	0
Orig	BA:	0	0	0	0	0	0	0	0	0	0	0
Pres	OP:	0	0									
	OT:	0	0	0	0	0	0	0	0	0	0	0
Reest -	BA:	0	6	6	6	7	7	7	7	7	8	8
Mar15	OP:	0	0									
	OT:	0	5	6	6	7	7	7	7	7	8	8
Reest -	BA:	0	6	6	6	7	7	7	7	7	8	8
Orig	OP:	0	0									
	OT:	0	5	6	6	7	7	7	7	7	8	8




Sorted by FUNC, SFUN, TID, SUB
 (amounts in millions)

		2015	2016	2017	2018	2019	2020	2021	2022	2023	2024	2025
HEALTH (550)												
075 9911 0 1 554 AC05 AR AR 03												
Appropriation - Existing Law Change												
Cosmetic facility registration fee collections												
Pres 16	BA:	0	-20	-21	-21	-22	-23	-23	-24	-25	-26	-26
Reest	OP:	0	0									
	OT:	0	-20	-21	-21	-22	-23	-23	-24	-25	-26	-26
Mar 15	BA:	0	0	0	0	0	0	0	0	0	0	0
Base	OP:	0	0									
	OT:	0	0	0	0	0	0	0	0	0	0	0
Orig	BA:	0	0	0	0	0	0	0	0	0	0	0
Pres	OP:	0	0									
	OT:	0	0	0	0	0	0	0	0	0	0	0
Reest -	BA:	0	-20	-21	-21	-22	-23	-23	-24	-25	-26	-26
Mar15	OP:	0	0									
	OT:	0	-20	-21	-21	-22	-23	-23	-24	-25	-26	-26
Reest -	BA:	0	-20	-21	-21	-22	-23	-23	-24	-25	-26	-26
Orig	OP:	0	0									
	OT:	0	-20	-21	-21	-22	-23	-23	-24	-25	-26	-26
075 9911 0 1 554 AC06 AR AR 03												
Appropriation - Existing Law Change												
Cosmetic facility registration fee spending												
Pres 16	BA:	0	20	21	21	22	23	23	24	25	26	26
Reest	OP:	0	0									
	OT:	0	15	22	20	22	23	23	24	25	26	26
Mar 15	BA:	0	0	0	0	0	0	0	0	0	0	0
Base	OP:	0	0									
	OT:	0	0	0	0	0	0	0	0	0	0	0
Orig	BA:	0	0	0	0	0	0	0	0	0	0	0
Pres	OP:	0	0									
	OT:	0	0	0	0	0	0	0	0	0	0	0
Reest -	BA:	0	20	21	21	22	23	23	24	25	26	26
Mar15	OP:	0	0									
	OT:	0	15	22	20	22	23	23	24	25	26	26
Reest -	BA:	0	20	21	21	22	23	23	24	25	26	26
Orig	OP:	0	0									
	OT:	0	15	22	20	22	23	23	24	25	26	26



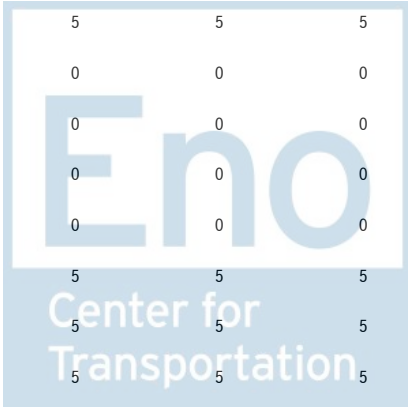
Sorted by FUNC, SFUN, TID, SUB
 (amounts in millions)

		2015	2016	2017	2018	2019	2020	2021	2022	2023	2024	2025
HEALTH (550)												
075 9911 0 1 554 AC07 AR AR 03												
Appropriation - Existing Law Change												
Food contact substances notification fee collections												
Pres 16	BA:	0	-5	-5	-5	-5	-6	-6	-6	-6	-6	-7
Reest	OP:	0	0									
	OT:	0	-5	-5	-5	-5	-6	-6	-6	-6	-6	-7
Mar 15	BA:	0	0	0	0	0	0	0	0	0	0	0
Base	OP:	0	0									
	OT:	0	0	0	0	0	0	0	0	0	0	0
Orig	BA:	0	0	0	0	0	0	0	0	0	0	0
Pres	OP:	0	0									
	OT:	0	0	0	0	0	0	0	0	0	0	0
Reest -	BA:	0	-5	-5	-5	-5	-6	-6	-6	-6	-6	-7
Mar15	OP:	0	0									
	OT:	0	-5	-5	-5	-5	-6	-6	-6	-6	-6	-7
Reest -	BA:	0	-5	-5	-5	-5	-6	-6	-6	-6	-6	-7
Orig	OP:	0	0									
	OT:	0	-5	-5	-5	-5	-6	-6	-6	-6	-6	-7
075 9911 0 1 554 AC08 AR AR 03												
Appropriation - Existing Law Change												
Food contact substances notification fee spending												
Pres 16	BA:	0	5	5	5	5	6	6	6	6	6	7
Reest	OP:	0	0									
	OT:	0	4	5	5	5	6	6	6	6	6	7
Mar 15	BA:	0	0	0	0	0	0	0	0	0	0	0
Base	OP:	0	0									
	OT:	0	0	0	0	0	0	0	0	0	0	0
Orig	BA:	0	0	0	0	0	0	0	0	0	0	0
Pres	OP:	0	0									
	OT:	0	0	0	0	0	0	0	0	0	0	0
Reest -	BA:	0	5	5	5	5	6	6	6	6	6	7
Mar15	OP:	0	0									
	OT:	0	4	5	5	5	6	6	6	6	6	7
Reest -	BA:	0	5	5	5	5	6	6	6	6	6	7
Orig	OP:	0	0									
	OT:	0	4	5	5	5	6	6	6	6	6	7




Sorted by FUNC, SFUN, TID, SUB
 (amounts in millions)

		2015	2016	2017	2018	2019	2020	2021	2022	2023	2024	2025
HEALTH (550)												
075 9911 0 1 554 AC09 AR AR 03												
Appropriation - Existing Law Change												
Export Cert Fee Increase Collections												
Pres 16	BA:	0	-4	-4	-4	-4	-5	-5	-5	-5	-5	-5
Reest	OP:	0	0									
	OT:	0	-4	-4	-4	-4	-5	-5	-5	-5	-5	-5
Mar 15	BA:	0	0	0	0	0	0	0	0	0	0	0
Base	OP:	0	0									
	OT:	0	0	0	0	0	0	0	0	0	0	0
Orig	BA:	0	0	0	0	0	0	0	0	0	0	0
Pres	OP:	0	0									
	OT:	0	0	0	0	0	0	0	0	0	0	0
Reest -	BA:	0	-4	-4	-4	-4	-5	-5	-5	-5	-5	-5
Mar15	OP:	0	0									
	OT:	0	-4	-4	-4	-4	-5	-5	-5	-5	-5	-5
Reest -	BA:	0	-4	-4	-4	-4	-5	-5	-5	-5	-5	-5
Orig	OP:	0	0									
	OT:	0	-4	-4	-4	-4	-5	-5	-5	-5	-5	-5
075 9911 0 1 554 AC10 AR AR 03												
Appropriation - Existing Law Change												
Export Cert Fee Increase Spending												
Pres 16	BA:	0	4	4	4	4	5	5	5	5	5	5
Reest	OP:	0	0									
	OT:	0	3	4	4	4	5	5	5	5	5	5
Mar 15	BA:	0	0	0	0	0	0	0	0	0	0	0
Base	OP:	0	0									
	OT:	0	0	0	0	0	0	0	0	0	0	0
Orig	BA:	0	0	0	0	0	0	0	0	0	0	0
Pres	OP:	0	0									
	OT:	0	0	0	0	0	0	0	0	0	0	0
Reest -	BA:	0	4	4	4	4	5	5	5	5	5	5
Mar15	OP:	0	0									
	OT:	0	3	4	4	4	5	5	5	5	5	5
Reest -	BA:	0	4	4	4	4	5	5	5	5	5	5
Orig	OP:	0	0									
	OT:	0	3	4	4	4	5	5	5	5	5	5



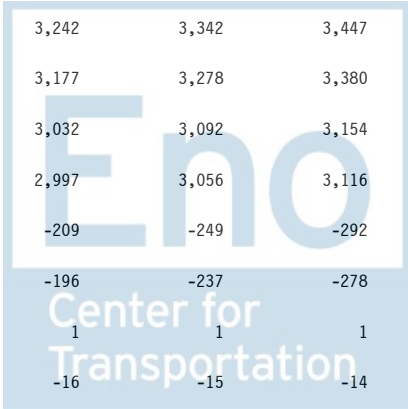
Sorted by FUNC, SFUN, TID, SUB
 (amounts in millions)

		2015	2016	2017	2018	2019	2020	2021	2022	2023	2024	2025
HEALTH (550)												
075 9911 0 1 554 AE01 AR AR 03 0 EBOLA												
Regular Appropriation Emergency												
Ebola funding												
Pres 16	BA:	25	0	0	0	0	0	0	0	0	0	0
Reest	OP:	0	10									
	OT:	6	10	6	2	0	0	0	0	0	0	0
Mar 15	BA:	25	26	26	27	28	29	30	31	32	33	34
Base	OP:	0	10									
	OT:	6	28	31	28	28	29	30	31	32	33	34
Orig	BA:	25	0	0	0	0	0	0	0	0	0	0
Pres	OP:	0	7									
	OT:	14	7	2	1	0	0	0	0	0	0	0
Reest -	BA:	0	-26	-26	-27	-28	-29	-30	-31	-32	-33	-34
Mar15	OP:	0	0									
	OT:	0	-18	-25	-26	-28	-29	-30	-31	-32	-33	-34
Reest -	BA:	0	0	0	0	0	0	0	0	0	0	0
Orig	OP:	0	3									
	OT:	-8	3	4	1	0	0	0	0	0	0	0
075 9911 0 1 554 BA01 30 87 10 N												
Federal Fund												
crada												
Pres 16	BA:	3	3	3	3	3	3	3	3	3	3	3
Reest	OP:	0	0									
	OT:	3	3	3	3	3	3	3	3	3	3	3
Mar 15	BA:	3	3	3	3	3	3	3	3	3	3	3
Base	OP:	0	0									
	OT:	3	3	3	3	3	3	3	3	3	3	3
Orig	BA:	2	2	2	2	2	2	2	2	2	2	2
Pres	OP:	0	0									
	OT:	2	2	2	2	2	2	2	2	2	2	2
Reest -	BA:	0	0	0	0	0	0	0	0	0	0	0
Mar15	OP:	0	0									
	OT:	0	0	0	0	0	0	0	0	0	0	0
Reest -	BA:	1	1	1	1	1	1	1	1	1	1	1
Orig	OP:	0	0									
	OT:	1	1	1	1	1	1	1	1	1	1	1



Sorted by FUNC, SFUN, TID, SUB
 (amounts in millions)

		2015	2016	2017	2018	2019	2020	2021	2022	2023	2024	2025
HEALTH (550)												
075 9911 0 1 554 BA02 30 87 10 N												
Federal Fund												
Spending of GDUFA/BSUFA Fees												
Pres 16	BA:	0	0	0	0	0	0	0	0	0	0	0
Reest	OP:	67	13									
	OT:	67	13	0	0	0	0	0	0	0	0	0
Mar 15	BA:	0	0	0	0	0	0	0	0	0	0	0
Base	OP:	67	13									
	OT:	67	13	0	0	0	0	0	0	0	0	0
Orig	BA:	0	0	0	0	0	0	0	0	0	0	0
Pres	OP:	0	0									
	OT:	0	0	0	0	0	0	0	0	0	0	0
Reest -	BA:	0	0	0	0	0	0	0	0	0	0	0
Mar15	OP:	0	0									
	OT:	0	0	0	0	0	0	0	0	0	0	0
Reest -	BA:	0	0	0	0	0	0	0	0	0	0	0
Orig	OP:	67	13									
	OT:	67	13	0	0	0	0	0	0	0	0	0
Account Total for Salaries and expenses												
Pres 16	BA:	2,623	2,747	2,802	2,857	2,887	2,916	2,974	3,033	3,093	3,155	3,220
Reest	OP:	1,041	1,527									
	OT:	2,321	2,845	2,800	2,800	2,793	2,867	2,924	2,981	3,041	3,102	3,163
Mar 15	BA:	2,623	2,694	2,772	2,860	2,952	3,046	3,143	3,242	3,342	3,447	3,553
Base	OP:	1,041	1,527									
	OT:	2,321	2,856	2,809	2,814	2,844	2,979	3,079	3,177	3,278	3,380	3,485
Orig	BA:	2,622	2,746	2,801	2,856	2,886	2,915	2,973	3,032	3,092	3,154	3,219
Pres	OP:	1,410	1,171									
	OT:	2,941	2,774	2,913	3,018	2,861	2,896	2,943	2,997	3,056	3,116	3,179
Reest -	BA:	0	53	30	-3	-65	-130	-169	-209	-249	-292	-333
Mar15	OP:	0	0									
	OT:	0	-11	-9	-14	-51	-112	-155	-196	-237	-278	-322
Reest -	BA:	1	1	1	1	1	1	1	1	1	1	1
Orig	OP:	-369	356									
	OT:	-620	71	-113	-218	-68	-29	-19	-16	-15	-14	-16



Sorted by FUNC, SFUN, TID, SUB
 (amounts in millions)

		2015	2016	2017	2018	2019	2020	2021	2022	2023	2024	2025
HEALTH (550)												
FDA crada												
075 9990 8 1 554 CB01 XX XX 20 N												
Offsetting Receipts												
crada												
Pres 16	BA:	-3	-3	-3	-3	-3	-3	-3	-3	-3	-3	-3
Reest	OP:	0	0									
	OT:	-3	-3	-3	-3	-3	-3	-3	-3	-3	-3	-3
Mar 15	BA:	-3	-3	-3	-3	-3	-3	-3	-3	-3	-3	-3
Base	OP:	0	0									
	OT:	-3	-3	-3	-3	-3	-3	-3	-3	-3	-3	-3
Orig	BA:	-3	-3	-3	-3	-3	-3	-3	-3	-3	-3	-3
Pres	OP:	0	0									
	OT:	-3	-3	-3	-3	-3	-3	-3	-3	-3	-3	-3
Reest -	BA:	0	0	0	0	0	0	0	0	0	0	0
Mar15	OP:	0	0									
	OT:	0	0	0	0	0	0	0	0	0	0	0
Reest -	BA:	0	0	0	0	0	0	0	0	0	0	0
Orig	OP:	0	0									
	OT:	0	0	0	0	0	0	0	0	0	0	0



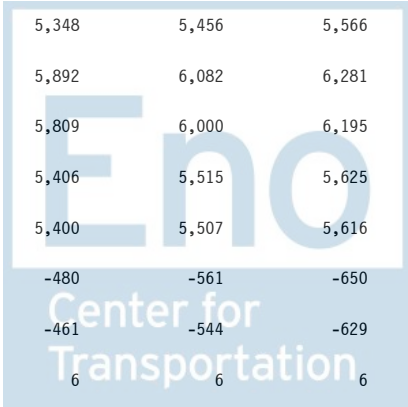
Sorted by FUNC, SFUN, TID, SUB
 (amounts in millions)

		2015	2016	2017	2018	2019	2020	2021	2022	2023	2024	2025
HEALTH (550)												
Federal Mine Safety and Health Review Commission												
Federal Mine Safety and Health Review Commission												
Salaries and Expenses												
368 2800 0 1 554 AA01 LA LA 03 0												
Appropriation												
Pres 16	BA:	17	17	17	18	18	18	18	19	19	20	20
Reest	OP:	2	2		18	18	18	18	19	19	20	20
	OT:	17	17	17	18	18	18	18	19	19	20	20
Mar 15	BA:	17	17	18	19	19	20	21	21	22	23	24
Base	OP:	2	2		19	19	20	21	21	22	23	24
	OT:	17	17	18	19	19	20	21	21	22	23	24
Orig	BA:	17	17	17	18	18	18	18	19	19	20	20
Pres	OP:	2	2		17	17	17	17	18	18	19	19
	OT:	17	17	17	17	17	18	18	19	19	20	20
Reest -	BA:	0	0	-1	-1	-1	-2	-3	-2	-3	-3	-4
Mar15	OP:	0	0		-1	-1	-1	-2	-2	-3	-3	-4
	OT:	0	0	-1	-1	-1	-2	-3	-2	-3	-3	-4
Reest -	BA:	0	0	0	0	0	0	0	0	0	0	0
Orig	OP:	0	0		0	0	0	0	0	0	0	0
	OT:	0	0	0	1	1	0	0	0	0	0	0



Sorted by FUNC, SFUN, TID, SUB
 (amounts in millions)

		2015	2016	2017	2018	2019	2020	2021	2022	2023	2024	2025
HEALTH (550)												
Occupational Safety and Health Review Commission												
Occupational Safety and Health Review Commission												
Salaries and Expenses												
432 2100 0 1 554 AA01 LA LA 03 0												
Appropriation												
Pres 16	BA:	12	13	13	14	14	14	14	14	15	15	15
Reest	OP:	1	2		14	14	14	14	14	15	15	15
	OT:	11	13	13	14	14	14	14	14	15	15	15
Mar 15	BA:	12	12	13	13	14	14	15	15	16	17	17
Base	OP:	1	2		13	14	14	15	15	16	17	17
	OT:	11	12	13	13	14	14	15	15	16	17	17
Orig	BA:	12	13	13	14	14	14	14	14	15	15	15
Pres	OP:	1	1		14	14	14	14	14	15	15	15
	OT:	11	12	13	14	14	14	14	14	15	15	15
Reest -	BA:	0	1	0	1	0	0	-1	-1	-1	-2	-2
Mar15	OP:	0	0		1	0	0	-1	-1	-1	-2	-2
	OT:	0	1	0	1	0	0	-1	-1	-1	-2	-2
Reest -	BA:	0	0	0	0	0	0	0	0	0	0	0
Orig	OP:	0	1		0	0	0	0	0	0	0	0
	OT:	0	1	0	0	0	0	0	0	0	0	0
Subfunction Total for 554 Consumer and occupational health and safety (554)												
Pres 16	BA:	4,716	4,902	5,000	5,101	5,154	5,203	5,306	5,412	5,521	5,631	5,747
Reest	OP:	1,251	1,760		5,032	5,053	5,147	5,245	5,348	5,456	5,566	5,677
	OT:	4,388	4,991	4,993	5,032	5,053	5,147	5,245	5,348	5,456	5,566	5,677
Mar 15	BA:	4,716	4,851	5,001	5,167	5,342	5,520	5,704	5,892	6,082	6,281	6,483
Base	OP:	1,251	1,760		5,108	5,221	5,437	5,623	5,809	6,000	6,195	6,396
	OT:	4,388	5,003	5,032	5,108	5,221	5,437	5,623	5,809	6,000	6,195	6,396
Orig	BA:	4,716	4,898	4,995	5,096	5,148	5,197	5,300	5,406	5,515	5,625	5,741
Pres	OP:	1,740	1,488		5,285	5,153	5,212	5,301	5,406	5,515	5,625	5,741
	OT:	5,056	4,925	5,119	5,285	5,153	5,212	5,301	5,400	5,507	5,616	5,728
Reest -	BA:	0	51	-1	-66	-188	-317	-398	-480	-561	-650	-736
Mar15	OP:	0	0		-76	-168	-290	-378	-461	-544	-629	-719
	OT:	0	-12	-39	-76	-168	-290	-378	-461	-544	-629	-719
Reest -	BA:	0	4	5	5	6	6	6	6	6	6	6
Orig	OP:	-489	272		5	6	6	6	6	6	6	6
	OT:	-668	66	-126	-253	-100	-65	-56	-52	-51	-50	-51



Sorted by FUNC, SFUN, TID, SUB
 (amounts in millions)

		2015	2016	2017	2018	2019	2020	2021	2022	2023	2024	2025
Function Total for 550 HEALTH (550)												
Pres 16	BA:	490,922	528,401	571,887	596,242	619,715	651,448	670,514	704,552	738,325	773,401	808,966
Reest	OP:	46,691	40,454									
	OT:	485,015	540,146	573,341	597,665	623,714	643,847	671,337	703,963	737,835	772,915	808,859
Mar 15	BA:	487,040	517,711	561,326	586,708	613,005	648,979	669,460	703,414	736,987	772,387	809,081
Base	OP:	46,691	40,454									
	OT:	481,126	527,275	564,532	588,180	613,926	639,223	669,210	702,763	736,515	772,145	808,977
Orig	BA:	491,339	516,016	548,241	583,130	618,934	652,130	672,197	707,823	743,225	783,376	821,600
Pres	OP:	94,416	58,717									
	OT:	481,232	517,726	543,512	582,712	620,399	641,260	671,016	705,607	741,370	781,615	822,121
Reest -	BA:	3,882	10,690	10,561	9,534	6,710	2,469	1,054	1,138	1,338	1,014	-115
Mar15	OP:	0	0									
	OT:	3,889	12,871	8,809	9,485	9,788	4,624	2,127	1,200	1,320	770	-118
Reest -	BA:	-417	12,385	23,646	13,112	781	-682	-1,683	-3,271	-4,900	-9,975	-12,634
Orig	OP:	-47,725	-18,263									
	OT:	3,783	22,420	29,829	14,953	3,315	2,587	321	-1,644	-3,535	-8,700	-13,262



Sorted by FUNC, SFUN, TID, SUB
(amounts in millions)

2015 2016 2017 2018 2019 2020 2021 2022 2023 2024 2025



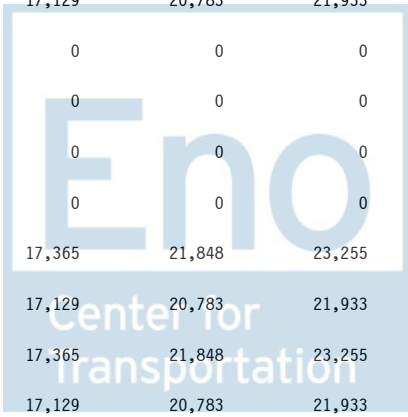
Sorted by FUNC, SFUN, TID, SUB
 (amounts in millions)

		2015	2016	2017	2018	2019	2020	2021	2022	2023	2024	2025
MEDICARE (570)												
MEDICARE (570)												
Allowances												
Allowances												
Function plug for 570												
099 9999 9 9 570 BA01 58 78 10 N												
Federal Fund												
Pres 16	BA:	11,161	11,880	11,978	12,201	13,524	14,467	15,949	17,363	21,845	23,251	0
Reest	OP:	0	0									
	OT:	11,118	11,790	11,966	12,174	13,359	14,349	15,365	17,129	20,783	21,933	4,550
Mar 15	BA:	11,161	11,880	11,978	12,201	13,524	14,467	15,949	17,363	21,845	23,251	0
Base	OP:	0	0									
	OT:	11,118	11,790	11,966	12,174	13,359	14,349	15,365	17,129	20,783	21,933	4,550
Orig	BA:	0	0	0	0	0	0	0	0	0	0	0
Pres	OP:	0	0									
	OT:	0	0	0	0	0	0	0	0	0	0	0
Reest -	BA:	0	0	0	0	0	0	0	0	0	0	0
Mar15	OP:	0	0									
	OT:	0	0	0	0	0	0	0	0	0	0	0
Reest -	BA:	11,161	11,880	11,978	12,201	13,524	14,467	15,949	17,363	21,845	23,251	0
Orig	OP:	0	0									
	OT:	11,118	11,790	11,966	12,174	13,359	14,349	15,365	17,129	20,783	21,933	4,550



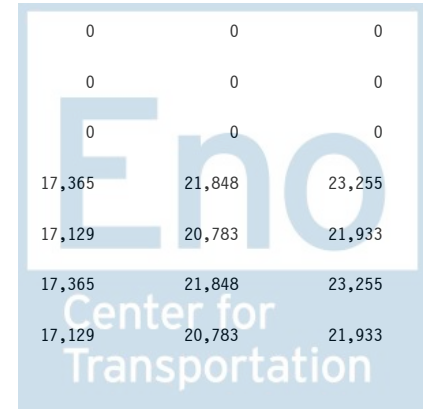
Sorted by FUNC, SFUN, TID, SUB
 (amounts in millions)

		2015	2016	2017	2018	2019	2020	2021	2022	2023	2024	2025
MEDICARE (570)												
099 9999 9 9 570 BS01 58 78 10 N												
Sequester												
Pres 16	BA:	-11,161	-11,880	-11,978	-12,201	-13,524	-14,467	-15,949	-17,363	-21,845	-23,251	0
Reest	OP:	0	0									
	OT:	-11,118	-11,790	-11,966	-12,174	-13,359	-14,349	-15,365	-17,129	-20,783	-21,933	-4,550
Mar 15	BA:	-11,161	-11,880	-11,978	-12,201	-13,524	-14,467	-15,949	-17,363	-21,845	-23,251	0
Base	OP:	0	0									
	OT:	-11,118	-11,790	-11,966	-12,174	-13,359	-14,349	-15,365	-17,129	-20,783	-21,933	-4,550
Orig	BA:	0	0	0	0	0	0	0	0	0	0	0
Pres	OP:	0	0									
	OT:	0	0	0	0	0	0	0	0	0	0	0
Reest -	BA:	0	0	0	0	0	0	0	0	0	0	0
Mar15	OP:	0	0									
	OT:	0	0	0	0	0	0	0	0	0	0	0
Reest -	BA:	-11,161	-11,880	-11,978	-12,201	-13,524	-14,467	-15,949	-17,363	-21,845	-23,251	0
Orig	OP:	0	0									
	OT:	-11,118	-11,790	-11,966	-12,174	-13,359	-14,349	-15,365	-17,129	-20,783	-21,933	-4,550
099 9999 9 9 570 EA01 58 78 10												
Proposed Legislation												
President's Budget												
Pres 16	BA:	0	5,940	11,978	12,205	13,527	14,469	15,496	17,365	21,848	23,255	0
Reest	OP:	0	0									
	OT:	0	4,455	11,966	12,174	13,359	14,349	15,365	17,129	20,783	21,933	4,550
Mar 15	BA:	0	0	0	0	0	0	0	0	0	0	0
Base	OP:	0	0									
	OT:	0	0	0	0	0	0	0	0	0	0	0
Orig	BA:	0	0	0	0	0	0	0	0	0	0	0
Pres	OP:	0	0									
	OT:	0	0	0	0	0	0	0	0	0	0	0
Reest -	BA:	0	5,940	11,978	12,205	13,527	14,469	15,496	17,365	21,848	23,255	0
Mar15	OP:	0	0									
	OT:	0	4,455	11,966	12,174	13,359	14,349	15,365	17,129	20,783	21,933	4,550
Reest -	BA:	0	5,940	11,978	12,205	13,527	14,469	15,496	17,365	21,848	23,255	0
Orig	OP:	0	0									
	OT:	0	4,455	11,966	12,174	13,359	14,349	15,365	17,129	20,783	21,933	4,550



Sorted by FUNC, SFUN, TID, SUB
 (amounts in millions)

		2015	2016	2017	2018	2019	2020	2021	2022	2023	2024	2025
MEDICARE (570)												
Account Total for Function plug for 570												
Pres 16	BA:	0	5,940	11,978	12,205	13,527	14,469	15,496	17,365	21,848	23,255	0
Reest	OP:	0	0									
	OT:	0	4,455	11,966	12,174	13,359	14,349	15,365	17,129	20,783	21,933	4,550
Mar 15	BA:	0	0	0	0	0	0	0	0	0	0	0
Base	OP:	0	0									
	OT:	0	0	0	0	0	0	0	0	0	0	0
Orig	BA:	0	0	0	0	0	0	0	0	0	0	0
Pres	OP:	0	0									
	OT:	0	0	0	0	0	0	0	0	0	0	0
Reest -	BA:	0	5,940	11,978	12,205	13,527	14,469	15,496	17,365	21,848	23,255	0
Mar15	OP:	0	0									
	OT:	0	4,455	11,966	12,174	13,359	14,349	15,365	17,129	20,783	21,933	4,550
Reest -	BA:	0	5,940	11,978	12,205	13,527	14,469	15,496	17,365	21,848	23,255	0
Orig	OP:	0	0									
	OT:	0	4,455	11,966	12,174	13,359	14,349	15,365	17,129	20,783	21,933	4,550
Subfunction Total for 570 MEDICARE (570)												
Pres 16	BA:	0	5,940	11,978	12,205	13,527	14,469	15,496	17,365	21,848	23,255	0
Reest	OP:	0	0									
	OT:	0	4,455	11,966	12,174	13,359	14,349	15,365	17,129	20,783	21,933	4,550
Mar 15	BA:	0	0	0	0	0	0	0	0	0	0	0
Base	OP:	0	0									
	OT:	0	0	0	0	0	0	0	0	0	0	0
Orig	BA:	0	0	0	0	0	0	0	0	0	0	0
Pres	OP:	0	0									
	OT:	0	0	0	0	0	0	0	0	0	0	0
Reest -	BA:	0	5,940	11,978	12,205	13,527	14,469	15,496	17,365	21,848	23,255	0
Mar15	OP:	0	0									
	OT:	0	4,455	11,966	12,174	13,359	14,349	15,365	17,129	20,783	21,933	4,550
Reest -	BA:	0	5,940	11,978	12,205	13,527	14,469	15,496	17,365	21,848	23,255	0
Orig	OP:	0	0									
	OT:	0	4,455	11,966	12,174	13,359	14,349	15,365	17,129	20,783	21,933	4,550



Sorted by FUNC, SFUN, TID, SUB
(amounts in millions)

	2015	2016	2017	2018	2019	2020	2021	2022	2023	2024	2025
MEDICARE (570)											



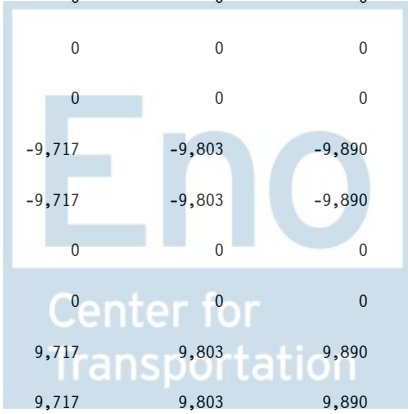
Sorted by FUNC, SFUN, TID, SUB
 (amounts in millions)

		2015	2016	2017	2018	2019	2020	2021	2022	2023	2024	2025
MEDICARE (570)												
Medicare (571)												
Department of Health and Human Services												
Centers for Medicare and Medicaid Services												
Federal supplementary medical insurance trust fund												
020 8004 0 7 571 CB01 XX XX 10												
Offsetting Receipts												
Pres 16	BA:	0	0	0	0	0	0	0	0	0	0	0
Reest	OP:	0	0									
	OT:	0	0	0	0	0	0	0	0	0	0	0
Mar 15	BA:	0	0	0	0	0	0	0	0	0	0	0
Base	OP:	0	0									
	OT:	0	0	0	0	0	0	0	0	0	0	0
Orig	BA:	-4,727	-4,855	-4,936	-5,016	-5,102	-5,196	-5,294	-5,395	-5,500	-5,558	-5,613
Pres	OP:	0	0									
	OT:	-4,727	-4,855	-4,936	-5,016	-5,102	-5,196	-5,294	-5,395	-5,500	-5,558	-5,613
Reest -	BA:	0	0	0	0	0	0	0	0	0	0	0
Mar15	OP:	0	0									
	OT:	0	0	0	0	0	0	0	0	0	0	0
Reest -	BA:	4,727	4,855	4,936	5,016	5,102	5,196	5,294	5,395	5,500	5,558	5,613
Orig	OP:	0	0									
	OT:	4,727	4,855	4,936	5,016	5,102	5,196	5,294	5,395	5,500	5,558	5,613



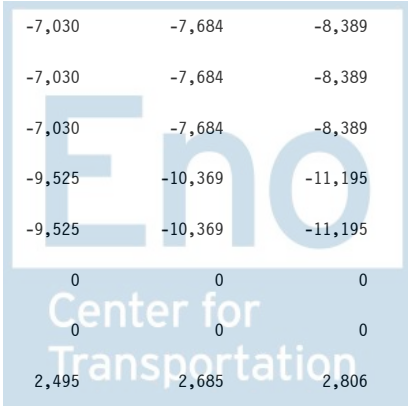
Sorted by FUNC, SFUN, TID, SUB
 (amounts in millions)

		2015	2016	2017	2018	2019	2020	2021	2022	2023	2024	2025
MEDICARE (570)												
Federal hospital insurance trust fund												
020 8005 0 7 571 CB01 XX XX 10												
Offsetting Receipts												
Pres 16	BA:	0	0	0	0	0	0	0	0	0	0	0
Reest	OP:	0	0									
	OT:	0	0	0	0	0	0	0	0	0	0	0
Mar 15	BA:	0	0	0	0	0	0	0	0	0	0	0
Base	OP:	0	0									
	OT:	0	0	0	0	0	0	0	0	0	0	0
Orig	BA:	-28	-29	-30	-30	-31	-31	-32	-32	-33	-34	-35
Pres	OP:	0	0									
	OT:	-28	-29	-30	-30	-31	-31	-32	-32	-33	-34	-35
Reest -	BA:	0	0	0	0	0	0	0	0	0	0	0
Mar15	OP:	0	0									
	OT:	0	0	0	0	0	0	0	0	0	0	0
Reest -	BA:	28	29	30	30	31	31	32	32	33	34	35
Orig	OP:	0	0									
	OT:	28	29	30	30	31	31	32	32	33	34	35
020 8005 0 7 571 CB02 XX XX 10												
Offsetting Receipts												
Pres 16	BA:	0	0	0	0	0	0	0	0	0	0	0
Reest	OP:	0	0									
	OT:	0	0	0	0	0	0	0	0	0	0	0
Mar 15	BA:	0	0	0	0	0	0	0	0	0	0	0
Base	OP:	0	0									
	OT:	0	0	0	0	0	0	0	0	0	0	0
Orig	BA:	-9,177	-9,247	-9,319	-9,393	-9,467	-9,548	-9,632	-9,717	-9,803	-9,890	-9,980
Pres	OP:	0	0									
	OT:	-9,177	-9,247	-9,319	-9,393	-9,467	-9,548	-9,632	-9,717	-9,803	-9,890	-9,980
Reest -	BA:	0	0	0	0	0	0	0	0	0	0	0
Mar15	OP:	0	0									
	OT:	0	0	0	0	0	0	0	0	0	0	0
Reest -	BA:	9,177	9,247	9,319	9,393	9,467	9,548	9,632	9,717	9,803	9,890	9,980
Orig	OP:	0	0									
	OT:	9,177	9,247	9,319	9,393	9,467	9,548	9,632	9,717	9,803	9,890	9,980



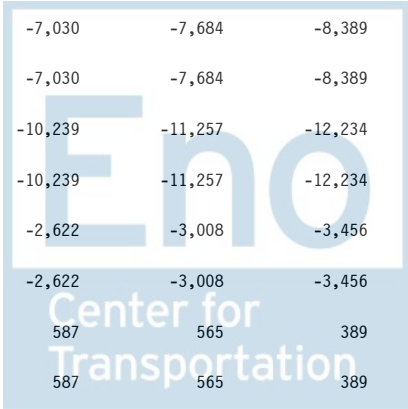
Sorted by FUNC, SFUN, TID, SUB
 (amounts in millions)

		2015	2016	2017	2018	2019	2020	2021	2022	2023	2024	2025
MEDICARE (570)												
Account Total for Federal hospital insurance trust fund												
Pres 16	BA:	0	0	0	0	0	0	0	0	0	0	0
Reest	OP:	0	0									
	OT:	0	0	0	0	0	0	0	0	0	0	0
Mar 15	BA:	0	0	0	0	0	0	0	0	0	0	0
Base	OP:	0	0									
	OT:	0	0	0	0	0	0	0	0	0	0	0
Orig	BA:	-9,205	-9,276	-9,349	-9,423	-9,498	-9,579	-9,664	-9,749	-9,836	-9,924	-10,015
Pres	OP:	0	0									
	OT:	-9,205	-9,276	-9,349	-9,423	-9,498	-9,579	-9,664	-9,749	-9,836	-9,924	-10,015
Reest -	BA:	0	0	0	0	0	0	0	0	0	0	0
Mar15	OP:	0	0									
	OT:	0	0	0	0	0	0	0	0	0	0	0
Reest -	BA:	9,205	9,276	9,349	9,423	9,498	9,579	9,664	9,749	9,836	9,924	10,015
Orig	OP:	0	0									
	OT:	9,205	9,276	9,349	9,423	9,498	9,579	9,664	9,749	9,836	9,924	10,015
Department of Health and Human Services												
Part D premium collections												
020 8888 8 7 571 CB02 XX XX 20 N												
Offsetting Receipts												
Part D premium collections												
Pres 16	BA:	-3,644	-4,163	-4,520	-4,923	-5,371	-5,872	-6,426	-7,030	-7,684	-8,389	-9,156
Reest	OP:	0	0									
	OT:	-3,644	-4,163	-4,520	-4,923	-5,371	-5,872	-6,426	-7,030	-7,684	-8,389	-9,156
Mar 15	BA:	-3,644	-4,163	-4,520	-4,923	-5,371	-5,872	-6,426	-7,030	-7,684	-8,389	-9,156
Base	OP:	0	0									
	OT:	-3,644	-4,163	-4,520	-4,923	-5,371	-5,872	-6,426	-7,030	-7,684	-8,389	-9,156
Orig	BA:	-4,064	-5,000	-5,926	-6,814	-7,696	-8,090	-8,719	-9,525	-10,369	-11,195	-11,959
Pres	OP:	0	0									
	OT:	-4,064	-5,000	-5,926	-6,814	-7,696	-8,090	-8,719	-9,525	-10,369	-11,195	-11,959
Reest -	BA:	0	0	0	0	0	0	0	0	0	0	0
Mar15	OP:	0	0									
	OT:	0	0	0	0	0	0	0	0	0	0	0
Reest -	BA:	420	837	1,406	1,891	2,325	2,218	2,293	2,495	2,685	2,806	2,803
Orig	OP:	0	0									
	OT:	420	837	1,406	1,891	2,325	2,218	2,293	2,495	2,685	2,806	2,803



Sorted by FUNC, SFUN, TID, SUB
 (amounts in millions)

		2015	2016	2017	2018	2019	2020	2021	2022	2023	2024	2025
MEDICARE (570)												
020 8888 8 7 571 EA01 30 78 20												
Proposed Legislation												
PB												
Pres 16	BA:	0	-129	-283	-277	-863	-1,683	-2,173	-2,622	-3,008	-3,456	-4,095
Reest	OP:	0	0									
	OT:	0	-129	-283	-277	-863	-1,683	-2,173	-2,622	-3,008	-3,456	-4,095
Mar 15	BA:	0	0	0	0	0	0	0	0	0	0	0
Base	OP:	0	0									
	OT:	0	0	0	0	0	0	0	0	0	0	0
Orig	BA:	0	40	-20	-64	-214	-437	-585	-714	-888	-1,039	-1,248
Pres	OP:	0	0									
	OT:	0	40	-20	-64	-214	-437	-585	-714	-888	-1,039	-1,248
Reest -	BA:	0	-129	-283	-277	-863	-1,683	-2,173	-2,622	-3,008	-3,456	-4,095
Mar15	OP:	0	0									
	OT:	0	-129	-283	-277	-863	-1,683	-2,173	-2,622	-3,008	-3,456	-4,095
Reest -	BA:	0	-169	-263	-213	-649	-1,246	-1,588	-1,908	-2,120	-2,417	-2,847
Orig	OP:	0	0									
	OT:	0	-169	-263	-213	-649	-1,246	-1,588	-1,908	-2,120	-2,417	-2,847
Account Total for Part D premium collections												
Pres 16	BA:	-3,644	-4,292	-4,803	-5,200	-6,234	-7,555	-8,599	-9,652	-10,692	-11,845	-13,251
Reest	OP:	0	0									
	OT:	-3,644	-4,292	-4,803	-5,200	-6,234	-7,555	-8,599	-9,652	-10,692	-11,845	-13,251
Mar 15	BA:	-3,644	-4,163	-4,520	-4,923	-5,371	-5,872	-6,426	-7,030	-7,684	-8,389	-9,156
Base	OP:	0	0									
	OT:	-3,644	-4,163	-4,520	-4,923	-5,371	-5,872	-6,426	-7,030	-7,684	-8,389	-9,156
Orig	BA:	-4,064	-4,960	-5,946	-6,878	-7,910	-8,527	-9,304	-10,239	-11,257	-12,234	-13,207
Pres	OP:	0	0									
	OT:	-4,064	-4,960	-5,946	-6,878	-7,910	-8,527	-9,304	-10,239	-11,257	-12,234	-13,207
Reest -	BA:	0	-129	-283	-277	-863	-1,683	-2,173	-2,622	-3,008	-3,456	-4,095
Mar15	OP:	0	0									
	OT:	0	-129	-283	-277	-863	-1,683	-2,173	-2,622	-3,008	-3,456	-4,095
Reest -	BA:	420	668	1,143	1,678	1,676	972	705	587	565	389	-44
Orig	OP:	0	0									
	OT:	420	668	1,143	1,678	1,676	972	705	587	565	389	-44



Sorted by FUNC, SFUN, TID, SUB
 (amounts in millions)

		2015	2016	2017	2018	2019	2020	2021	2022	2023	2024	2025
MEDICARE (570)												
Rcpt of federal contributions to Medicare TFs												
020 9990 8 7 571 CA02 XX XX 10 N												
Offsetting Receipts - Appropriation Action Required												
HI receipts												
Pres 16	BA:	-556	-572	-896	-610	-628	-644	-660	-677	-660	-677	-694
Reest	OP:	0	0									
	OT:	-556	-572	-896	-610	-628	-644	-660	-677	-660	-677	-694
Mar 15	BA:	-556	-572	-896	-610	-628	-644	-660	-677	-660	-677	-694
Base	OP:	0	0									
	OT:	-556	-572	-896	-610	-628	-644	-660	-677	-660	-677	-694
Orig	BA:	0	0	0	0	0	0	0	0	0	0	0
Pres	OP:	0	0									
	OT:	0	0	0	0	0	0	0	0	0	0	0
Reest -	BA:	0	0	0	0	0	0	0	0	0	0	0
Mar15	OP:	0	0									
	OT:	0	0	0	0	0	0	0	0	0	0	0
Reest -	BA:	-556	-572	-896	-610	-628	-644	-660	-677	-660	-677	-694
Orig	OP:	0	0									
	OT:	-556	-572	-896	-610	-628	-644	-660	-677	-660	-677	-694



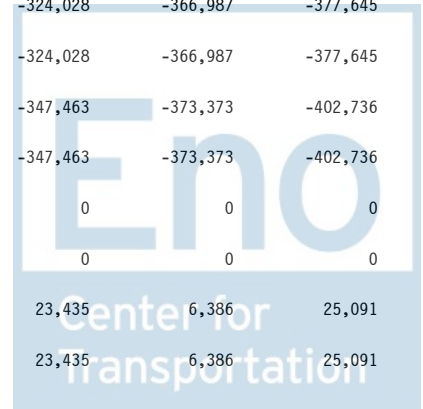
Sorted by FUNC, SFUN, TID, SUB
 (amounts in millions)

		2015	2016	2017	2018	2019	2020	2021	2022	2023	2024	2025
MEDICARE (570)												
020 9990 8 7 571 CB01 XX XX 10 N												
Offsetting Receipts												
Part B Rcpt of Gen Fund Pmt												
Pres 16	BA:	-191,431	-204,292	-220,058	-217,146	-219,138	-249,271	-267,853	-288,085	-328,205	-335,904	-342,966
Reest	OP:	0	0									
	OT:	-191,431	-204,292	-220,058	-217,146	-219,138	-249,271	-267,853	-288,085	-328,205	-335,904	-342,966
Mar 15	BA:	-191,431	-204,292	-220,058	-217,146	-219,138	-249,271	-267,853	-288,085	-328,205	-335,904	-342,966
Base	OP:	0	0									
	OT:	-191,431	-204,292	-220,058	-217,146	-219,138	-249,271	-267,853	-288,085	-328,205	-335,904	-342,966
Orig	BA:	-217,196	-232,630	-247,000	-263,949	-284,454	-309,459	-334,681	-361,191	-390,105	-423,330	-461,741
Pres	OP:	0	0									
	OT:	-217,196	-232,630	-247,000	-263,949	-284,454	-309,459	-334,681	-361,191	-390,105	-423,330	-461,741
Reest -	BA:	0	0	0	0	0	0	0	0	0	0	0
Mar15	OP:	0	0									
	OT:	0	0	0	0	0	0	0	0	0	0	0
Reest -	BA:	25,765	28,338	26,942	46,803	65,316	60,188	66,828	73,106	61,900	87,426	118,775
Orig	OP:	0	0									
	OT:	25,765	28,338	26,942	46,803	65,316	60,188	66,828	73,106	61,900	87,426	118,775
020 9990 8 7 571 CB02 XX XX 10 N												
Offsetting Receipts												
HI rcpt of OASDI tax												
Pres 16	BA:	-20,144	-21,755	-23,453	-25,424	-27,589	-29,994	-32,543	-35,266	-38,122	-41,064	-44,151
Reest	OP:	0	0									
	OT:	-20,144	-21,755	-23,453	-25,424	-27,589	-29,994	-32,543	-35,266	-38,122	-41,064	-44,151
Mar 15	BA:	-20,144	-21,755	-23,453	-25,424	-27,589	-29,994	-32,543	-35,266	-38,122	-41,064	-44,151
Base	OP:	0	0									
	OT:	-20,144	-21,755	-23,453	-25,424	-27,589	-29,994	-32,543	-35,266	-38,122	-41,064	-44,151
Orig	BA:	0	0	0	0	0	0	0	0	0	0	0
Pres	OP:	0	0									
	OT:	0	0	0	0	0	0	0	0	0	0	0
Reest -	BA:	0	0	0	0	0	0	0	0	0	0	0
Mar15	OP:	0	0									
	OT:	0	0	0	0	0	0	0	0	0	0	0
Reest -	BA:	-20,144	-21,755	-23,453	-25,424	-27,589	-29,994	-32,543	-35,266	-38,122	-41,064	-44,151
Orig	OP:	0	0									
	OT:	-20,144	-21,755	-23,453	-25,424	-27,589	-29,994	-32,543	-35,266	-38,122	-41,064	-44,151



Sorted by FUNC, SFUN, TID, SUB
 (amounts in millions)

		2015	2016	2017	2018	2019	2020	2021	2022	2023	2024	2025
MEDICARE (570)												
020 9990 8 7 571 EE01 XX XX 10												
Non-scoreable secondary effect												
Pres 16	BA:	0	0	0	0	0	0	0	0	0	0	0
Reest	OP:	0	0									
	OT:	0	0	0	0	0	0	0	0	0	0	0
Mar 15	BA:	0	0	0	0	0	0	0	0	0	0	0
Base	OP:	0	0									
	OT:	0	0	0	0	0	0	0	0	0	0	0
Orig	BA:	-370	-1,265	1,192	3,005	5,959	7,804	11,298	13,728	16,732	20,594	22,372
Pres	OP:	0	0									
	OT:	-370	-1,265	1,192	3,005	5,959	7,804	11,298	13,728	16,732	20,594	22,372
Reest -	BA:	0	0	0	0	0	0	0	0	0	0	0
Mar15	OP:	0	0									
	OT:	0	0	0	0	0	0	0	0	0	0	0
Reest -	BA:	370	1,265	-1,192	-3,005	-5,959	-7,804	-11,298	-13,728	-16,732	-20,594	-22,372
Orig	OP:	0	0									
	OT:	370	1,265	-1,192	-3,005	-5,959	-7,804	-11,298	-13,728	-16,732	-20,594	-22,372
Account Total for Rcpt of federal contributions to Medicare TFs												
Pres 16	BA:	-212,131	-226,619	-244,407	-243,180	-247,355	-279,909	-301,056	-324,028	-366,987	-377,645	-387,811
Reest	OP:	0	0									
	OT:	-212,131	-226,619	-244,407	-243,180	-247,355	-279,909	-301,056	-324,028	-366,987	-377,645	-387,811
Mar 15	BA:	-212,131	-226,619	-244,407	-243,180	-247,355	-279,909	-301,056	-324,028	-366,987	-377,645	-387,811
Base	OP:	0	0									
	OT:	-212,131	-226,619	-244,407	-243,180	-247,355	-279,909	-301,056	-324,028	-366,987	-377,645	-387,811
Orig	BA:	-217,566	-233,895	-245,808	-260,944	-278,495	-301,655	-323,383	-347,463	-373,373	-402,736	-439,369
Pres	OP:	0	0									
	OT:	-217,566	-233,895	-245,808	-260,944	-278,495	-301,655	-323,383	-347,463	-373,373	-402,736	-439,369
Reest -	BA:	0	0	0	0	0	0	0	0	0	0	0
Mar15	OP:	0	0									
	OT:	0	0	0	0	0	0	0	0	0	0	0
Reest -	BA:	5,435	7,276	1,401	17,764	31,140	21,746	22,327	23,435	6,386	25,091	51,558
Orig	OP:	0	0									
	OT:	5,435	7,276	1,401	17,764	31,140	21,746	22,327	23,435	6,386	25,091	51,558



Sorted by FUNC, SFUN, TID, SUB
 (amounts in millions)

		2015	2016	2017	2018	2019	2020	2021	2022	2023	2024	2025
MEDICARE (570)												
FHI and FSMI, premiums and collections												
020 9991 8 7 571 CBO1 XX XX 20 N												
Offsetting Receipts												
Part B Premium Receipts												
Pres 16	BA:	-67,439	-77,496	-84,505	-87,928	-94,151	-99,475	-106,528	-115,094	-123,922	-133,794	-144,249
Reest	OP:	0	0									
	OT:	-67,439	-77,496	-84,505	-87,928	-94,151	-99,475	-106,528	-115,094	-123,922	-133,794	-144,249
Mar 15	BA:	-67,439	-77,496	-84,505	-87,928	-94,151	-99,475	-106,528	-115,094	-123,922	-133,794	-144,249
Base	OP:	0	0									
	OT:	-67,439	-77,496	-84,505	-87,928	-94,151	-99,475	-106,528	-115,094	-123,922	-133,794	-144,249
Orig	BA:	-70,784	-73,157	-76,043	-83,647	-91,347	-97,194	-104,580	-113,270	-122,734	-133,553	-146,263
Pres	OP:	0	0									
	OT:	-70,784	-73,157	-76,043	-83,647	-91,347	-97,194	-104,580	-113,270	-122,734	-133,553	-146,263
Reest -	BA:	0	0	0	0	0	0	0	0	0	0	0
Mar15	OP:	0	0									
	OT:	0	0	0	0	0	0	0	0	0	0	0
Reest -	BA:	3,345	-4,339	-8,462	-4,281	-2,804	-2,281	-1,948	-1,824	-1,188	-241	2,014
Orig	OP:	0	0									
	OT:	3,345	-4,339	-8,462	-4,281	-2,804	-2,281	-1,948	-1,824	-1,188	-241	2,014



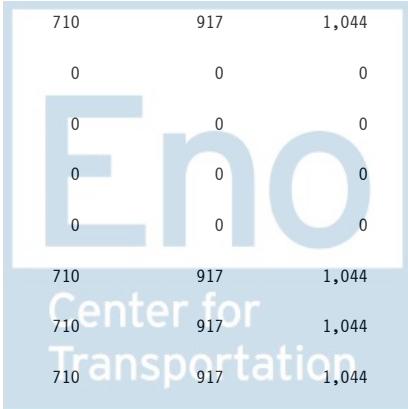
Sorted by FUNC, SFUN, TID, SUB
 (amounts in millions)

		2015	2016	2017	2018	2019	2020	2021	2022	2023	2024	2025
MEDICARE (570)												
020 9991 8 7 571 CB02 XX XX 20 N												
Offsetting Receipts												
HI Premium Receipts												
Pres 16	BA:	-3,280	-3,350	-3,435	-3,545	-3,675	-3,805	-3,950	-4,100	-4,255	-4,420	-4,625
Reest	OP:	0	0									
	OT:	-3,280	-3,350	-3,435	-3,545	-3,675	-3,805	-3,950	-4,100	-4,255	-4,420	-4,625
Mar 15	BA:	-3,280	-3,350	-3,435	-3,545	-3,675	-3,805	-3,950	-4,100	-4,255	-4,420	-4,625
Base	OP:	0	0									
	OT:	-3,280	-3,350	-3,435	-3,545	-3,675	-3,805	-3,950	-4,100	-4,255	-4,420	-4,625
Orig	BA:	0	0	0	0	0	0	0	0	0	0	0
Pres	OP:	0	0									
	OT:	0	0	0	0	0	0	0	0	0	0	0
Reest -	BA:	0	0	0	0	0	0	0	0	0	0	0
Mar15	OP:	0	0									
	OT:	0	0	0	0	0	0	0	0	0	0	0
Reest -	BA:	-3,280	-3,350	-3,435	-3,545	-3,675	-3,805	-3,950	-4,100	-4,255	-4,420	-4,625
Orig	OP:	0	0									
	OT:	-3,280	-3,350	-3,435	-3,545	-3,675	-3,805	-3,950	-4,100	-4,255	-4,420	-4,625
020 9991 8 7 571 EA01 58 78 20												
Proposed Legislation												
PB												
Pres 16	BA:	0	141	1,028	1,618	305	-2,194	-3,334	-4,366	-5,588	-6,597	-7,689
Reest	OP:	0	0									
	OT:	0	141	1,028	1,618	305	-2,194	-3,334	-4,366	-5,588	-6,597	-7,689
Mar 15	BA:	0	0	0	0	0	0	0	0	0	0	0
Base	OP:	0	0									
	OT:	0	0	0	0	0	0	0	0	0	0	0
Orig	BA:	0	29	487	941	-820	-3,442	-4,589	-5,395	-6,688	-8,026	-9,241
Pres	OP:	0	0									
	OT:	0	29	487	941	-820	-3,442	-4,589	-5,395	-6,688	-8,026	-9,241
Reest -	BA:	0	141	1,028	1,618	305	-2,194	-3,334	-4,366	-5,588	-6,597	-7,689
Mar15	OP:	0	0									
	OT:	0	141	1,028	1,618	305	-2,194	-3,334	-4,366	-5,588	-6,597	-7,689
Reest -	BA:	0	112	541	677	1,125	1,248	1,255	1,029	1,100	1,429	1,552
Orig	OP:	0	0									
	OT:	0	112	541	677	1,125	1,248	1,255	1,029	1,100	1,429	1,552



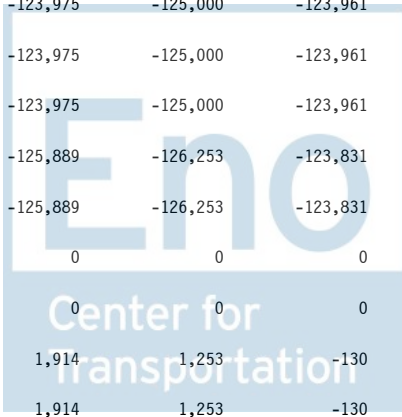
Sorted by FUNC, SFUN, TID, SUB
 (amounts in millions)

		2015	2016	2017	2018	2019	2020	2021	2022	2023	2024	2025
MEDICARE (570)												
020 9991 8 7 571 EA02 58 78 20												
Proposed Legislation												
Physician												
Pres 16	BA:	0	-110	-3,086	-4,231	-4,603	-4,922	-5,299	-5,674	-6,058	-6,447	-7,052
Reest	OP:	0	0									
	OT:	0	-110	-3,086	-4,231	-4,603	-4,922	-5,299	-5,674	-6,058	-6,447	-7,052
Mar 15	BA:	0	0	0	0	0	0	0	0	0	0	0
Base	OP:	0	0									
	OT:	0	0	0	0	0	0	0	0	0	0	0
Orig	BA:	0	-2,459	-4,920	-3,626	-3,428	-3,805	-4,199	-4,520	-4,760	-5,040	-5,482
Pres	OP:	0	0									
	OT:	0	-2,459	-4,920	-3,626	-3,428	-3,805	-4,199	-4,520	-4,760	-5,040	-5,482
Reest -	BA:	0	-110	-3,086	-4,231	-4,603	-4,922	-5,299	-5,674	-6,058	-6,447	-7,052
Mar15	OP:	0	0									
	OT:	0	-110	-3,086	-4,231	-4,603	-4,922	-5,299	-5,674	-6,058	-6,447	-7,052
Reest -	BA:	0	2,349	1,834	-605	-1,175	-1,117	-1,100	-1,154	-1,298	-1,407	-1,570
Orig	OP:	0	0									
	OT:	0	2,349	1,834	-605	-1,175	-1,117	-1,100	-1,154	-1,298	-1,407	-1,570
020 9991 8 7 571 EA03 30 78 20 MEDOFFSET												
Proposed Legislation												
offset												
Pres 16	BA:	0	174	540	574	596	629	672	710	917	1,044	203
Reest	OP:	0	0									
	OT:	0	174	540	574	596	629	672	710	917	1,044	203
Mar 15	BA:	0	0	0	0	0	0	0	0	0	0	0
Base	OP:	0	0									
	OT:	0	0	0	0	0	0	0	0	0	0	0
Orig	BA:	0	0	0	0	0	0	0	0	0	0	0
Pres	OP:	0	0									
	OT:	0	0	0	0	0	0	0	0	0	0	0
Reest -	BA:	0	174	540	574	596	629	672	710	917	1,044	203
Mar15	OP:	0	0									
	OT:	0	174	540	574	596	629	672	710	917	1,044	203
Reest -	BA:	0	174	540	574	596	629	672	710	917	1,044	203
Orig	OP:	0	0									
	OT:	0	174	540	574	596	629	672	710	917	1,044	203



Sorted by FUNC, SFUN, TID, SUB
 (amounts in millions)

		2015	2016	2017	2018	2019	2020	2021	2022	2023	2024	2025
MEDICARE (570)												
Account Total for FHI and FSMI, premiums and collections												
Pres 16	BA:	-70,719	-80,641	-89,458	-93,512	-101,528	-109,767	-118,439	-128,524	-138,906	-150,214	-163,412
Reest	OP:	0	0									
	OT:	-70,719	-80,641	-89,458	-93,512	-101,528	-109,767	-118,439	-128,524	-138,906	-150,214	-163,412
Mar 15	BA:	-70,719	-80,846	-87,940	-91,473	-97,826	-103,280	-110,478	-119,194	-128,177	-138,214	-148,874
Base	OP:	0	0									
	OT:	-70,719	-80,846	-87,940	-91,473	-97,826	-103,280	-110,478	-119,194	-128,177	-138,214	-148,874
Orig	BA:	-70,784	-75,587	-80,476	-86,332	-95,595	-104,441	-113,368	-123,185	-134,182	-146,619	-160,986
Pres	OP:	0	0									
	OT:	-70,784	-75,587	-80,476	-86,332	-95,595	-104,441	-113,368	-123,185	-134,182	-146,619	-160,986
Reest -	BA:	0	205	-1,518	-2,039	-3,702	-6,487	-7,961	-9,330	-10,729	-12,000	-14,538
Mar15	OP:	0	0									
	OT:	0	205	-1,518	-2,039	-3,702	-6,487	-7,961	-9,330	-10,729	-12,000	-14,538
Reest -	BA:	65	-5,054	-8,982	-7,180	-5,933	-5,326	-5,071	-5,339	-4,724	-3,595	-2,426
Orig	OP:	0	0									
	OT:	65	-5,054	-8,982	-7,180	-5,933	-5,326	-5,071	-5,339	-4,724	-3,595	-2,426
Federal contribution for part D PDPs												
020 9992 8 7 571 CB01 XX XX 10 N												
Offsetting Receipts												
Federal contribution for Part D plans												
Pres 16	BA:	-64,393	-74,736	-72,406	-71,357	-86,001	-94,012	-103,108	-123,975	-125,000	-123,961	-148,462
Reest	OP:	0	0									
	OT:	-64,393	-74,736	-72,406	-71,357	-86,001	-94,012	-103,108	-123,975	-125,000	-123,961	-148,462
Mar 15	BA:	-64,393	-74,736	-72,406	-71,357	-86,001	-94,012	-103,108	-123,975	-125,000	-123,961	-148,462
Base	OP:	0	0									
	OT:	-64,393	-74,736	-72,406	-71,357	-86,001	-94,012	-103,108	-123,975	-125,000	-123,961	-148,462
Orig	BA:	-62,061	-82,458	-80,998	-77,368	-91,063	-100,001	-108,200	-125,889	-126,253	-123,831	-143,673
Pres	OP:	0	0									
	OT:	-62,061	-82,458	-80,998	-77,368	-91,063	-100,001	-108,200	-125,889	-126,253	-123,831	-143,673
Reest -	BA:	0	0	0	0	0	0	0	0	0	0	0
Mar15	OP:	0	0									
	OT:	0	0	0	0	0	0	0	0	0	0	0
Reest -	BA:	-2,332	7,722	8,592	6,011	5,062	5,989	5,092	1,914	1,253	-130	-4,789
Orig	OP:	0	0									
	OT:	-2,332	7,722	8,592	6,011	5,062	5,989	5,092	1,914	1,253	-130	-4,789



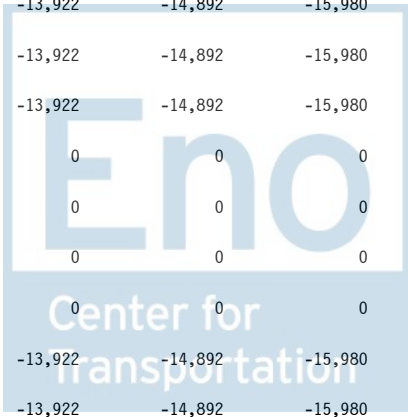
Sorted by FUNC, SFUN, TID, SUB
 (amounts in millions)

		2015	2016	2017	2018	2019	2020	2021	2022	2023	2024	2025
MEDICARE (570)												
020 9992 8 7 571 EA03 XX XX 10												
Proposed Legislation												
Pres 16	BA:	0	0	0	0	0	0	0	0	0	0	0
Reest	OP:	0	0									
	OT:	0	0	0	0	0	0	0	0	0	0	0
Mar 15	BA:	0	0	0	0	0	0	0	0	0	0	0
Base	OP:	0	0									
	OT:	0	0	0	0	0	0	0	0	0	0	0
Orig	BA:	0	0	-5,480	-11,870	-13,930	-16,420	-19,140	-22,080	-25,330	-28,740	-32,490
Pres	OP:	0	0									
	OT:	0	0	-5,480	-11,870	-13,930	-16,420	-19,140	-22,080	-25,330	-28,740	-32,490
Reest -	BA:	0	0	0	0	0	0	0	0	0	0	0
Mar15	OP:	0	0									
	OT:	0	0	0	0	0	0	0	0	0	0	0
Reest -	BA:	0	0	5,480	11,870	13,930	16,420	19,140	22,080	25,330	28,740	32,490
Orig	OP:	0	0									
	OT:	0	0	5,480	11,870	13,930	16,420	19,140	22,080	25,330	28,740	32,490
020 9992 8 7 571 EE01 XX XX 20												
Non-scoreable secondary effect												
Pres 16	BA:	0	0	0	0	0	0	0	0	0	0	0
Reest	OP:	0	0									
	OT:	0	0	0	0	0	0	0	0	0	0	0
Mar 15	BA:	0	0	0	0	0	0	0	0	0	0	0
Base	OP:	0	0									
	OT:	0	0	0	0	0	0	0	0	0	0	0
Orig	BA:	0	560	-250	-790	-1,111	-514	-657	-1,312	-1,567	-1,096	-2,039
Pres	OP:	0	0									
	OT:	0	560	-250	-790	-1,111	-514	-657	-1,312	-1,567	-1,096	-2,039
Reest -	BA:	0	0	0	0	0	0	0	0	0	0	0
Mar15	OP:	0	0									
	OT:	0	0	0	0	0	0	0	0	0	0	0
Reest -	BA:	0	-560	250	790	1,111	514	657	1,312	1,567	1,096	2,039
Orig	OP:	0	0									
	OT:	0	-560	250	790	1,111	514	657	1,312	1,567	1,096	2,039



Sorted by FUNC, SFUN, TID, SUB
 (amounts in millions)

		2015	2016	2017	2018	2019	2020	2021	2022	2023	2024	2025
MEDICARE (570)												
Account Total for Federal contribution for part D PDPs												
Pres 16	BA:	-64,393	-74,736	-72,406	-71,357	-86,001	-94,012	-103,108	-123,975	-125,000	-123,961	-148,462
Reest	OP:	0	0									
	OT:	-64,393	-74,736	-72,406	-71,357	-86,001	-94,012	-103,108	-123,975	-125,000	-123,961	-148,462
Mar 15	BA:	-64,393	-74,736	-72,406	-71,357	-86,001	-94,012	-103,108	-123,975	-125,000	-123,961	-148,462
Base	OP:	0	0									
	OT:	-64,393	-74,736	-72,406	-71,357	-86,001	-94,012	-103,108	-123,975	-125,000	-123,961	-148,462
Orig	BA:	-62,061	-81,898	-86,728	-90,028	-106,104	-116,935	-127,997	-149,281	-153,150	-153,667	-178,202
Pres	OP:	0	0									
	OT:	-62,061	-81,898	-86,728	-90,028	-106,104	-116,935	-127,997	-149,281	-153,150	-153,667	-178,202
Reest -	BA:	0	0	0	0	0	0	0	0	0	0	0
Mar15	OP:	0	0									
	OT:	0	0	0	0	0	0	0	0	0	0	0
Reest -	BA:	-2,332	7,162	14,322	18,671	20,103	22,923	24,889	25,306	28,150	29,706	29,740
Orig	OP:	0	0									
	OT:	-2,332	7,162	14,322	18,671	20,103	22,923	24,889	25,306	28,150	29,706	29,740
Recoveries from Medicare Providers												
020 9994 8 7 571 CB01 XX XX 20 N												
Offsetting Receipts												
HI Recoveries												
Pres 16	BA:	-9,470	-9,959	-10,452	-10,975	-11,538	-12,228	-13,031	-13,922	-14,892	-15,980	-17,358
Reest	OP:	0	0									
	OT:	-9,470	-9,959	-10,452	-10,975	-11,538	-12,228	-13,031	-13,922	-14,892	-15,980	-17,358
Mar 15	BA:	-9,470	-9,959	-10,452	-10,975	-11,538	-12,228	-13,031	-13,922	-14,892	-15,980	-17,358
Base	OP:	0	0									
	OT:	-9,470	-9,959	-10,452	-10,975	-11,538	-12,228	-13,031	-13,922	-14,892	-15,980	-17,358
Orig	BA:	0	0	0	0	0	0	0	0	0	0	0
Pres	OP:	0	0									
	OT:	0	0	0	0	0	0	0	0	0	0	0
Reest -	BA:	0	0	0	0	0	0	0	0	0	0	0
Mar15	OP:	0	0									
	OT:	0	0	0	0	0	0	0	0	0	0	0
Reest -	BA:	-9,470	-9,959	-10,452	-10,975	-11,538	-12,228	-13,031	-13,922	-14,892	-15,980	-17,358
Orig	OP:	0	0									
	OT:	-9,470	-9,959	-10,452	-10,975	-11,538	-12,228	-13,031	-13,922	-14,892	-15,980	-17,358



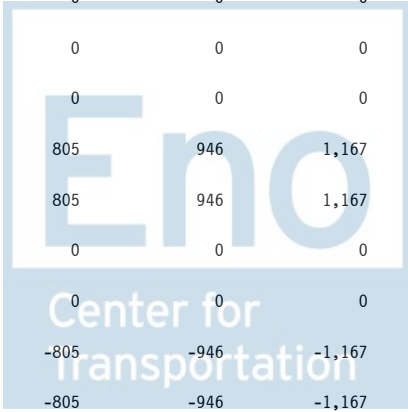
Sorted by FUNC, SFUN, TID, SUB
 (amounts in millions)

		2015	2016	2017	2018	2019	2020	2021	2022	2023	2024	2025
MEDICARE (570)												
020 9994 8 7 571 CB02 XX XX 20 N												
Offsetting Receipts												
SMI Recoveries												
Pres 16	BA:	-5,769	-6,067	-6,367	-6,686	-7,029	-7,449	-7,938	-8,481	-9,072	-9,735	-10,574
Reest	OP:	0	0									
	OT:	-5,769	-6,067	-6,367	-6,686	-7,029	-7,449	-7,938	-8,481	-9,072	-9,735	-10,574
Mar 15	BA:	-5,769	-6,067	-6,367	-6,686	-7,029	-7,449	-7,938	-8,481	-9,072	-9,735	-10,574
Base	OP:	0	0									
	OT:	-5,769	-6,067	-6,367	-6,686	-7,029	-7,449	-7,938	-8,481	-9,072	-9,735	-10,574
Orig	BA:	0	0	0	0	0	0	0	0	0	0	0
Pres	OP:	0	0									
	OT:	0	0	0	0	0	0	0	0	0	0	0
Reest -	BA:	0	0	0	0	0	0	0	0	0	0	0
Mar15	OP:	0	0									
	OT:	0	0	0	0	0	0	0	0	0	0	0
Reest -	BA:	-5,769	-6,067	-6,367	-6,686	-7,029	-7,449	-7,938	-8,481	-9,072	-9,735	-10,574
Orig	OP:	0	0									
	OT:	-5,769	-6,067	-6,367	-6,686	-7,029	-7,449	-7,938	-8,481	-9,072	-9,735	-10,574
Account Total for Recoveries from Medicare Providers												
Pres 16	BA:	-15,239	-16,026	-16,819	-17,661	-18,567	-19,677	-20,969	-22,403	-23,964	-25,715	-27,932
Reest	OP:	0	0									
	OT:	-15,239	-16,026	-16,819	-17,661	-18,567	-19,677	-20,969	-22,403	-23,964	-25,715	-27,932
Mar 15	BA:	-15,239	-16,026	-16,819	-17,661	-18,567	-19,677	-20,969	-22,403	-23,964	-25,715	-27,932
Base	OP:	0	0									
	OT:	-15,239	-16,026	-16,819	-17,661	-18,567	-19,677	-20,969	-22,403	-23,964	-25,715	-27,932
Orig	BA:	0	0	0	0	0	0	0	0	0	0	0
Pres	OP:	0	0									
	OT:	0	0	0	0	0	0	0	0	0	0	0
Reest -	BA:	0	0	0	0	0	0	0	0	0	0	0
Mar15	OP:	0	0									
	OT:	0	0	0	0	0	0	0	0	0	0	0
Reest -	BA:	-15,239	-16,026	-16,819	-17,661	-18,567	-19,677	-20,969	-22,403	-23,964	-25,715	-27,932
Orig	OP:	0	0									
	OT:	-15,239	-16,026	-16,819	-17,661	-18,567	-19,677	-20,969	-22,403	-23,964	-25,715	-27,932



Sorted by FUNC, SFUN, TID, SUB
 (amounts in millions)

		2015	2016	2017	2018	2019	2020	2021	2022	2023	2024	2025
MEDICARE (570)												
Payments from states, medicare prescription drug account, FSMI												
020 9998 8 7 571 CB01 XX XX 20 N												
Offsetting Receipts												
Pres 16	BA:	-8,980	-9,350	-9,810	-10,338	-10,937	-11,611	-12,358	-13,159	-14,010	-14,924	-15,906
Reest	OP:	0	0									
	OT:	-8,980	-9,350	-9,810	-10,338	-10,937	-11,611	-12,358	-13,159	-14,010	-14,924	-15,906
Mar 15	BA:	-8,980	-9,350	-9,810	-10,338	-10,937	-11,611	-12,358	-13,159	-14,010	-14,924	-15,906
Base	OP:	0	0									
	OT:	-8,980	-9,350	-9,810	-10,338	-10,937	-11,611	-12,358	-13,159	-14,010	-14,924	-15,906
Orig	BA:	-8,851	-9,546	-10,362	-11,233	-12,212	-13,280	-14,430	-15,639	-16,902	-18,237	-19,555
Pres	OP:	0	0									
	OT:	-8,851	-9,546	-10,362	-11,233	-12,212	-13,280	-14,430	-15,639	-16,902	-18,237	-19,555
Reest -	BA:	0	0	0	0	0	0	0	0	0	0	0
Mar15	OP:	0	0									
	OT:	0	0	0	0	0	0	0	0	0	0	0
Reest -	BA:	-129	196	552	895	1,275	1,669	2,072	2,480	2,892	3,313	3,649
Orig	OP:	0	0									
	OT:	-129	196	552	895	1,275	1,669	2,072	2,480	2,892	3,313	3,649
020 9998 8 7 571 EA01 30 78 20												
Proposed Legislation												
Pres 16	BA:	0	0	0	0	0	0	0	0	0	0	0
Reest	OP:	0	0									
	OT:	0	0	0	0	0	0	0	0	0	0	0
Mar 15	BA:	0	0	0	0	0	0	0	0	0	0	0
Base	OP:	0	0									
	OT:	0	0	0	0	0	0	0	0	0	0	0
Orig	BA:	0	80	130	260	436	560	694	805	946	1,167	1,320
Pres	OP:	0	0									
	OT:	0	80	130	260	436	560	694	805	946	1,167	1,320
Reest -	BA:	0	0	0	0	0	0	0	0	0	0	0
Mar15	OP:	0	0									
	OT:	0	0	0	0	0	0	0	0	0	0	0
Reest -	BA:	0	-80	-130	-260	-436	-560	-694	-805	-946	-1,167	-1,320
Orig	OP:	0	0									
	OT:	0	-80	-130	-260	-436	-560	-694	-805	-946	-1,167	-1,320



Sorted by FUNC, SFUN, TID, SUB
 (amounts in millions)

		2015	2016	2017	2018	2019	2020	2021	2022	2023	2024	2025
MEDICARE (570)												
Account Total for Payments from states, medicare prescription drug account, FSMI												
Pres 16	BA:	-8,980	-9,350	-9,810	-10,338	-10,937	-11,611	-12,358	-13,159	-14,010	-14,924	-15,906
Reest	OP:	0	0									
	OT:	-8,980	-9,350	-9,810	-10,338	-10,937	-11,611	-12,358	-13,159	-14,010	-14,924	-15,906
Mar 15	BA:	-8,980	-9,350	-9,810	-10,338	-10,937	-11,611	-12,358	-13,159	-14,010	-14,924	-15,906
Base	OP:	0	0									
	OT:	-8,980	-9,350	-9,810	-10,338	-10,937	-11,611	-12,358	-13,159	-14,010	-14,924	-15,906
Orig	BA:	-8,851	-9,466	-10,232	-10,973	-11,776	-12,720	-13,736	-14,834	-15,956	-17,070	-18,235
Pres	OP:	0	0									
	OT:	-8,851	-9,466	-10,232	-10,973	-11,776	-12,720	-13,736	-14,834	-15,956	-17,070	-18,235
Reest -	BA:	0	0	0	0	0	0	0	0	0	0	0
Mar15	OP:	0	0									
	OT:	0	0	0	0	0	0	0	0	0	0	0
Reest -	BA:	-129	116	422	635	839	1,109	1,378	1,675	1,946	2,146	2,329
Orig	OP:	0	0									
	OT:	-129	116	422	635	839	1,109	1,378	1,675	1,946	2,146	2,329
Federal contribution for admin. costs												
020 9999 8 7 571 CB02 XX XX 10 N												
Offsetting Receipts												
Pres 16	BA:	-547	-573	-603	-635	-669	-704	-742	-781	-821	-863	-906
Reest	OP:	0	0									
	OT:	-516	-557	-598	-628	-662	-697	-734	-773	-813	-855	-897
Mar 15	BA:	-547	-573	-603	-635	-669	-704	-742	-781	-821	-863	-906
Base	OP:	0	0									
	OT:	-516	-557	-598	-628	-662	-697	-734	-773	-813	-855	-897
Orig	BA:	-418	-691	-586	-597	-608	-618	-630	-641	-654	-667	-679
Pres	OP:	0	0									
	OT:	-418	-691	-586	-597	-608	-618	-630	-641	-654	-667	-679
Reest -	BA:	0	0	0	0	0	0	0	0	0	0	0
Mar15	OP:	0	0									
	OT:	0	0	0	0	0	0	0	0	0	0	0
Reest -	BA:	-129	118	-17	-38	-61	-86	-112	-140	-167	-196	-227
Orig	OP:	0	0									
	OT:	-98	134	-12	-31	-54	-79	-104	-132	-159	-188	-218



Sorted by FUNC, SFUN, TID, SUB
 (amounts in millions)

		2015	2016	2017	2018	2019	2020	2021	2022	2023	2024	2025
MEDICARE (570)												
Social Security Administration												
Social Security Administration												
Administrative Costs, The Medicare Improvements for Patients and												
028 0415 0 1 571 BA01 30 78 10												
Federal Fund												
Pres 16	BA:	0	0	0	0	0	0	0	0	0	0	0
Reest	OP:	0	0									
	OT:	0	0	0	0	0	0	0	0	0	0	0
Mar 15	BA:	0	0	0	0	0	0	0	0	0	0	0
Base	OP:	0	0									
	OT:	0	0	0	0	0	0	0	0	0	0	0
Orig	BA:	0	0	0	0	0	0	0	0	0	0	0
Pres	OP:	6	6									
	OT:	6	6	0	0	0	0	0	0	0	0	0
Reest -	BA:	0	0	0	0	0	0	0	0	0	0	0
Mar15	OP:	0	0									
	OT:	0	0	0	0	0	0	0	0	0	0	0
Reest -	BA:	0	0	0	0	0	0	0	0	0	0	0
Orig	OP:	-6	-6									
	OT:	-6	-6	0	0	0	0	0	0	0	0	0



Sorted by FUNC, SFUN, TID, SUB
 (amounts in millions)

		2015	2016	2017	2018	2019	2020	2021	2022	2023	2024	2025
MEDICARE (570)												
Department of Health and Human Services												
Centers for Medicare and Medicaid Services												
Quality Improvement Organizations												
075 0519 0 1 571 BA01 58 78 10												
Federal Fund												
Pres 16	BA:	0	0	0	0	0	0	0	0	0	0	0
Reest	OP:	0	0									
	OT:	0	0	0	0	0	0	0	0	0	0	0
Mar 15	BA:	0	0	0	0	0	0	0	0	0	0	0
Base	OP:	0	0									
	OT:	0	0	0	0	0	0	0	0	0	0	0
Orig	BA:	0	0	0	0	0	0	0	0	0	0	0
Pres	OP:	471	420									
	OT:	0	0	0	0	0	0	0	0	0	0	0
Reest -	BA:	0	0	0	0	0	0	0	0	0	0	0
Mar15	OP:	0	0									
	OT:	0	0	0	0	0	0	0	0	0	0	0
Reest -	BA:	0	0	0	0	0	0	0	0	0	0	0
Orig	OP:	-471	-420									
	OT:	0	0	0	0	0	0	0	0	0	0	0



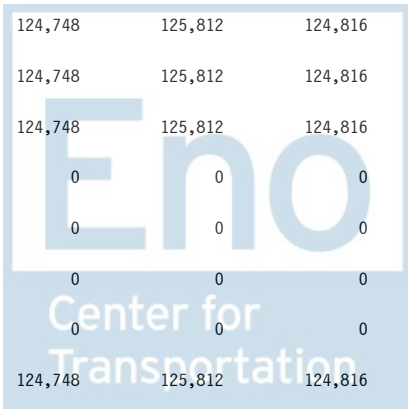
Sorted by FUNC, SFUN, TID, SUB
 (amounts in millions)

		2015	2016	2017	2018	2019	2020	2021	2022	2023	2024	2025
MEDICARE (570)												
Payments to health care trust funds												
075 0580 0 1 571 AA01 LA LA 10 N												
Appropriation												
Gen Fund Pmt to SMI												
Pres 16	BA:	191,431	204,292	220,058	217,146	219,138	249,271	267,853	288,085	328,205	335,904	342,966
Reest	OP:	0	0									
	OT:	191,431	204,292	220,058	217,146	219,138	249,271	267,853	288,085	328,205	335,904	342,966
Mar 15	BA:	191,431	204,292	220,058	217,146	219,138	249,271	267,853	288,085	328,205	335,904	342,966
Base	OP:	0	0									
	OT:	191,431	204,292	220,058	217,146	219,138	249,271	267,853	288,085	328,205	335,904	342,966
Orig	BA:	259,633	291,142	301,476	312,242	343,735	374,666	405,109	446,175	472,027	499,127	553,360
Pres	OP:	15,500	0									
	OT:	258,346	291,142	301,476	312,242	343,735	374,666	405,109	446,175	472,027	499,127	553,360
Reest -	BA:	0	0	0	0	0	0	0	0	0	0	0
Mar15	OP:	0	0									
	OT:	0	0	0	0	0	0	0	0	0	0	0
Reest -	BA:	-68,202	-86,850	-81,418	-95,096	-124,597	-125,395	-137,256	-158,090	-143,822	-163,223	-210,394
Orig	OP:	-15,500	0									
	OT:	-66,915	-86,850	-81,418	-95,096	-124,597	-125,395	-137,256	-158,090	-143,822	-163,223	-210,394




Sorted by FUNC, SFUN, TID, SUB
 (amounts in millions)

		2015	2016	2017	2018	2019	2020	2021	2022	2023	2024	2025
MEDICARE (570)												
075 0580 0 1 571 AA04 LA LA 10 N												
Appropriation												
Gen Fund Pmt to HI												
Pres 16	BA:	556	572	896	610	628	644	660	677	660	677	694
Reest	OP:	0	0									
	OT:	556	572	896	610	628	644	660	677	660	677	694
Mar 15	BA:	556	572	896	610	628	644	660	677	660	677	694
Base	OP:	0	0									
	OT:	556	572	896	610	628	644	660	677	660	677	694
Orig	BA:	0	0	0	0	0	0	0	0	0	0	0
Pres	OP:	0	0									
	OT:	0	0	0	0	0	0	0	0	0	0	0
Reest -	BA:	0	0	0	0	0	0	0	0	0	0	0
Mar15	OP:	0	0									
	OT:	0	0	0	0	0	0	0	0	0	0	0
Reest -	BA:	556	572	896	610	628	644	660	677	660	677	694
Orig	OP:	0	0									
	OT:	556	572	896	610	628	644	660	677	660	677	694
075 0580 0 1 571 AA05 LA LA 10 N												
Appropriation												
Gen Fund Pmt to Part D												
Pres 16	BA:	64,912	75,294	73,004	71,985	86,663	94,709	103,843	124,748	125,812	124,816	149,358
Reest	OP:	0	0									
	OT:	64,912	75,294	73,004	71,985	86,663	94,709	103,843	124,748	125,812	124,816	149,358
Mar 15	BA:	64,912	75,294	73,004	71,985	86,663	94,709	103,843	124,748	125,812	124,816	149,358
Base	OP:	0	0									
	OT:	64,912	75,294	73,004	71,985	86,663	94,709	103,843	124,748	125,812	124,816	149,358
Orig	BA:	0	0	0	0	0	0	0	0	0	0	0
Pres	OP:	0	0									
	OT:	0	0	0	0	0	0	0	0	0	0	0
Reest -	BA:	0	0	0	0	0	0	0	0	0	0	0
Mar15	OP:	0	0									
	OT:	0	0	0	0	0	0	0	0	0	0	0
Reest -	BA:	64,912	75,294	73,004	71,985	86,663	94,709	103,843	124,748	125,812	124,816	149,358
Orig	OP:	0	0									
	OT:	64,912	75,294	73,004	71,985	86,663	94,709	103,843	124,748	125,812	124,816	149,358



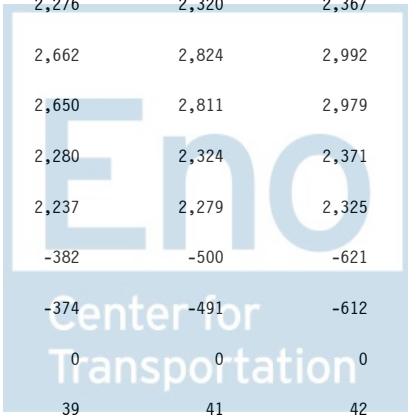
Sorted by FUNC, SFUN, TID, SUB
 (amounts in millions)

		2015	2016	2017	2018	2019	2020	2021	2022	2023	2024	2025
MEDICARE (570)												
075 0580 0 1 571 BA01 58 78 10 N												
Federal Fund												
Pmt of OASDI tax to HI												
Pres 16	BA:	20,144	21,755	23,453	25,424	27,589	29,994	32,543	35,266	38,122	41,064	44,151
Reest	OP:	0	0									
	OT:	20,144	21,755	23,453	25,424	27,589	29,994	32,543	35,266	38,122	41,064	44,151
Mar 15	BA:	20,144	21,755	23,453	25,424	27,589	29,994	32,543	35,266	38,122	41,064	44,151
Base	OP:	0	0									
	OT:	20,144	21,755	23,453	25,424	27,589	29,994	32,543	35,266	38,122	41,064	44,151
Orig	BA:	21,363	24,672	27,144	29,708	32,427	35,448	38,440	41,583	45,024	48,741	52,774
Pres	OP:	0	0									
	OT:	21,363	24,672	27,144	29,708	32,427	35,448	38,440	41,583	45,024	48,741	52,774
Reest -	BA:	0	0	0	0	0	0	0	0	0	0	0
Mar15	OP:	0	0									
	OT:	0	0	0	0	0	0	0	0	0	0	0
Reest -	BA:	-1,219	-2,917	-3,691	-4,284	-4,838	-5,454	-5,897	-6,317	-6,902	-7,677	-8,623
Orig	OP:	0	0									
	OT:	-1,219	-2,917	-3,691	-4,284	-4,838	-5,454	-5,897	-6,317	-6,902	-7,677	-8,623
075 0580 0 1 571 EE01 XX XX 10												
Non-scoreable secondary effect												
Pres 16	BA:	0	0	0	0	0	0	0	0	0	0	0
Reest	OP:	0	0									
	OT:	0	0	0	0	0	0	0	0	0	0	0
Mar 15	BA:	0	0	0	0	0	0	0	0	0	0	0
Base	OP:	0	0									
	OT:	0	0	0	0	0	0	0	0	0	0	0
Orig	BA:	370	704	-944	-2,217	-4,851	-7,293	-10,644	-12,419	-15,169	-19,502	-20,337
Pres	OP:	0	0									
	OT:	370	704	-944	-2,217	-4,851	-7,293	-10,644	-12,419	-15,169	-19,502	-20,337
Reest -	BA:	0	0	0	0	0	0	0	0	0	0	0
Mar15	OP:	0	0									
	OT:	0	0	0	0	0	0	0	0	0	0	0
Reest -	BA:	-370	-704	944	2,217	4,851	7,293	10,644	12,419	15,169	19,502	20,337
Orig	OP:	0	0									
	OT:	-370	-704	944	2,217	4,851	7,293	10,644	12,419	15,169	19,502	20,337



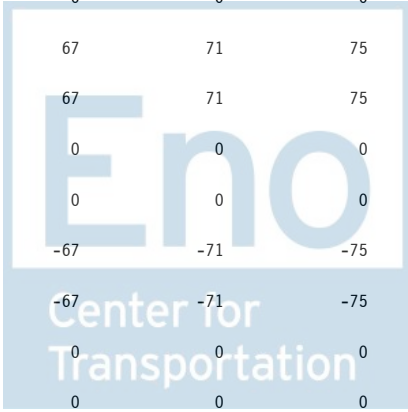
Sorted by FUNC, SFUN, TID, SUB
 (amounts in millions)

		2015	2016	2017	2018	2019	2020	2021	2022	2023	2024	2025
MEDICARE (570)												
Account Total for Payments to health care trust funds												
Pres 16	BA:	277,043	301,913	317,411	315,165	334,018	374,618	404,899	448,776	492,799	502,461	537,169
Reest	OP:	0	0									
	OT:	277,043	301,913	317,411	315,165	334,018	374,618	404,899	448,776	492,799	502,461	537,169
Mar 15	BA:	277,043	301,913	317,411	315,165	334,018	374,618	404,899	448,776	492,799	502,461	537,169
Base	OP:	0	0									
	OT:	277,043	301,913	317,411	315,165	334,018	374,618	404,899	448,776	492,799	502,461	537,169
Orig	BA:	281,366	316,518	327,676	339,733	371,311	402,821	432,905	475,339	501,882	528,366	585,797
Pres	OP:	15,500	0									
	OT:	280,079	316,518	327,676	339,733	371,311	402,821	432,905	475,339	501,882	528,366	585,797
Reest -	BA:	0	0	0	0	0	0	0	0	0	0	0
Mar15	OP:	0	0									
	OT:	0	0	0	0	0	0	0	0	0	0	0
Reest -	BA:	-4,323	-14,605	-10,265	-24,568	-37,293	-28,203	-28,006	-26,563	-9,083	-25,905	-48,628
Orig	OP:	-15,500	0									
	OT:	-3,036	-14,605	-10,265	-24,568	-37,293	-28,203	-28,006	-26,563	-9,083	-25,905	-48,628
Federal Supplementary Medical Insurance Trust Fund												
075 8004 0 7 571 AA01 LA LA 03 0												
Appropriation												
CMS program mgmt												
Pres 16	BA:	1,751	2,066	2,108	2,149	2,170	2,192	2,235	2,280	2,324	2,371	2,419
Reest	OP:	126	70									
	OT:	1,772	2,012	2,099	2,146	2,168	2,190	2,232	2,276	2,320	2,367	2,415
Mar 15	BA:	1,751	1,852	1,964	2,088	2,221	2,361	2,507	2,662	2,824	2,992	3,166
Base	OP:	126	70									
	OT:	1,772	1,811	1,955	2,078	2,211	2,350	2,495	2,650	2,811	2,979	3,152
Orig	BA:	1,948	2,066	2,108	2,149	2,170	2,192	2,235	2,280	2,324	2,371	2,419
Pres	OP:	707	692									
	OT:	1,868	1,937	2,099	2,132	2,134	2,166	2,198	2,237	2,279	2,325	2,370
Reest -	BA:	0	214	144	61	-51	-169	-272	-382	-500	-621	-747
Mar15	OP:	0	0									
	OT:	0	201	144	68	-43	-160	-263	-374	-491	-612	-737
Reest -	BA:	-197	0	0	0	0	0	0	0	0	0	0
Orig	OP:	-581	-622									
	OT:	-96	75	0	14	34	24	34	39	41	42	45



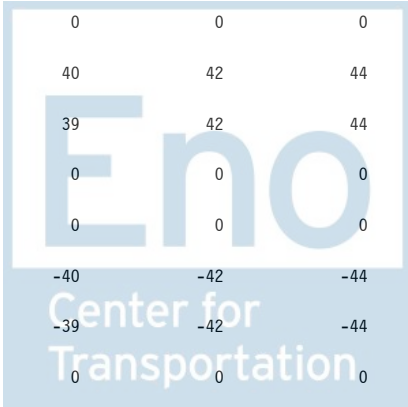
Sorted by FUNC, SFUN, TID, SUB
 (amounts in millions)

		2015	2016	2017	2018	2019	2020	2021	2022	2023	2024	2025
MEDICARE (570)												
075 8004 0 7 571 AA02 LA LA 03 0 LAE												
Appropriation												
Pres 16	BA:	878	929	948	967	977	987	1,007	1,028	1,048	1,069	1,091
Reest	OP:	122	110									
	OT:	895	928	943	964	975	985	1,004	1,024	1,044	1,065	1,087
Mar 15	BA:	878	928	984	1,046	1,112	1,182	1,255	1,332	1,413	1,496	1,583
Base	OP:	122	110									
	OT:	895	927	974	1,035	1,100	1,170	1,242	1,318	1,399	1,481	1,568
Orig	BA:	878	929	948	967	977	987	1,007	1,028	1,048	1,069	1,091
Pres	OP:	137	134									
	OT:	896	939	948	967	977	987	1,007	1,028	1,048	1,069	1,091
Reest -	BA:	0	1	-36	-79	-135	-195	-248	-304	-365	-427	-492
Mar15	OP:	0	0									
	OT:	0	1	-31	-71	-125	-185	-238	-294	-355	-416	-481
Reest -	BA:	0	0	0	0	0	0	0	0	0	0	0
Orig	OP:	-15	-24									
	OT:	-1	-11	-5	-3	-2	-2	-3	-4	-4	-4	-4
075 8004 0 7 571 AA03 LA LA 03 0												
Appropriation												
H&A												
Pres 16	BA:	44	0	0	0	0	0	0	0	0	0	0
Reest	OP:	3	3									
	OT:	44	3	1	0	0	0	0	0	0	0	0
Mar 15	BA:	44	47	49	52	56	59	63	67	71	75	80
Base	OP:	3	3									
	OT:	44	47	49	52	56	59	63	67	71	75	80
Orig	BA:	0	0	0	0	0	0	0	0	0	0	0
Pres	OP:	0	0									
	OT:	0	0	0	0	0	0	0	0	0	0	0
Reest -	BA:	0	-47	-49	-52	-56	-59	-63	-67	-71	-75	-80
Mar15	OP:	0	0									
	OT:	0	-44	-48	-52	-56	-59	-63	-67	-71	-75	-80
Reest -	BA:	44	0	0	0	0	0	0	0	0	0	0
Orig	OP:	3	3									
	OT:	44	3	1	0	0	0	0	0	0	0	0



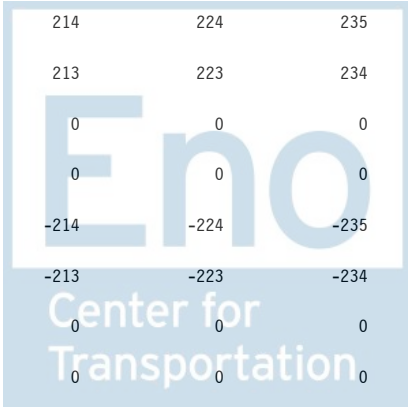
Sorted by FUNC, SFUN, TID, SUB
 (amounts in millions)

		2015	2016	2017	2018	2019	2020	2021	2022	2023	2024	2025
MEDICARE (570)												
075 8004 0 7 571 AA04 LA LA 03 0												
Appropriation												
MedPAC												
Pres 16	BA:	5	0	0	0	0	0	0	0	0	0	0
Reest	OP:	0	0									
	OT:	5	0	0	0	0	0	0	0	0	0	0
Mar 15	BA:	5	5	6	6	6	7	7	8	8	9	9
Base	OP:	0	0									
	OT:	5	5	6	6	6	7	7	8	8	9	9
Orig	BA:	0	0	0	0	0	0	0	0	0	0	0
Pres	OP:	0	0									
	OT:	0	0	0	0	0	0	0	0	0	0	0
Reest -	BA:	0	-5	-6	-6	-6	-7	-7	-8	-8	-9	-9
Mar15	OP:	0	0									
	OT:	0	-5	-6	-6	-6	-7	-7	-8	-8	-9	-9
Reest -	BA:	5	0	0	0	0	0	0	0	0	0	0
Orig	OP:	0	0									
	OT:	5	0	0	0	0	0	0	0	0	0	0
075 8004 0 7 571 AA05 LA LA 03 0												
Appropriation												
AoA												
Pres 16	BA:	26	0	0	0	0	0	0	0	0	0	0
Reest	OP:	3	5									
	OT:	25	5	2	0	0	0	0	0	0	0	0
Mar 15	BA:	26	27	29	31	33	35	37	40	42	44	47
Base	OP:	3	5									
	OT:	25	28	29	31	33	35	37	39	42	44	46
Orig	BA:	0	0	0	0	0	0	0	0	0	0	0
Pres	OP:	0	0									
	OT:	0	0	0	0	0	0	0	0	0	0	0
Reest -	BA:	0	-27	-29	-31	-33	-35	-37	-40	-42	-44	-47
Mar15	OP:	0	0									
	OT:	0	-23	-27	-31	-33	-35	-37	-39	-42	-44	-46
Reest -	BA:	26	0	0	0	0	0	0	0	0	0	0
Orig	OP:	3	5									
	OT:	25	5	2	0	0	0	0	0	0	0	0




Sorted by FUNC, SFUN, TID, SUB
 (amounts in millions)

		2015	2016	2017	2018	2019	2020	2021	2022	2023	2024	2025
MEDICARE (570)												
075 8004 0 7 571 AA06 LA LA 10												
Appropriation												
Pres 16	BA:	0	0	0	0	0	0	0	0	0	0	0
Reest	OP:	0	0	0	0	0	0	0	0	0	0	0
	OT:	0	0	0	0	0	0	0	0	0	0	0
Mar 15	BA:	0	0	0	0	0	0	0	0	0	0	0
Base	OP:	0	0	0	0	0	0	0	0	0	0	0
	OT:	0	0	0	0	0	0	0	0	0	0	0
Orig	BA:	800	830	250	-110	-90	-70	-60	-40	-40	-30	-20
Pres	OP:	0	0	0	0	0	0	0	0	0	0	0
	OT:	800	830	250	-110	-90	-70	-60	-40	-40	-30	-20
Reest -	BA:	0	0	0	0	0	0	0	0	0	0	0
Mar15	OP:	0	0	0	0	0	0	0	0	0	0	0
	OT:	0	0	0	0	0	0	0	0	0	0	0
Reest -	BA:	-800	-830	-250	110	90	70	60	40	40	30	20
Orig	OP:	0	0	0	0	0	0	0	0	0	0	0
	OT:	-800	-830	-250	110	90	70	60	40	40	30	20
075 8004 0 7 571 AA07 LA LA 03 0												
Appropriation												
Pres 16	BA:	153	0	0	0	0	0	0	0	0	0	0
Reest	OP:	0	6	0	0	0	0	0	0	0	0	0
	OT:	144	6	3	0	0	0	0	0	0	0	0
Mar 15	BA:	153	160	168	176	185	194	204	214	224	235	246
Base	OP:	0	6	0	0	0	0	0	213	223	234	245
	OT:	144	156	167	175	184	193	203	0	0	0	0
Orig	BA:	0	0	0	0	0	0	0	0	0	0	0
Pres	OP:	0	0	0	0	0	0	0	0	0	0	0
	OT:	0	0	0	0	0	0	0	0	0	0	0
Reest -	BA:	0	-160	-168	-176	-185	-194	-204	-214	-224	-235	-246
Mar15	OP:	0	0	0	0	0	0	0	-213	-223	-234	-245
	OT:	0	-150	-164	-175	-184	-193	-203	0	0	0	0
Reest -	BA:	153	0	0	0	0	0	0	0	0	0	0
Orig	OP:	0	6	0	0	0	0	0	0	0	0	0
	OT:	144	6	3	0	0	0	0	0	0	0	0



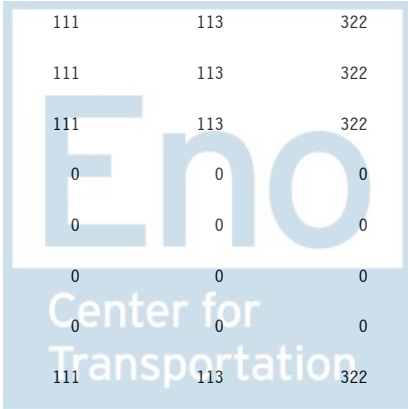
Sorted by FUNC, SFUN, TID, SUB
 (amounts in millions)

		2015	2016	2017	2018	2019	2020	2021	2022	2023	2024	2025
MEDICARE (570)												
075 8004 0 7 571 AC01 LA LA 03												
Appropriation - Existing Law Change												
Discretionary user fee proposal - collections												
Pres 16	BA:	0	0	-12	-24	-36	-50	-51	-52	-54	-55	-56
Reest	OP:	0	0									
	OT:	0	0	-12	-24	-36	-50	-51	-52	-54	-55	-56
Mar 15	BA:	0	0	0	0	0	0	0	0	0	0	0
Base	OP:	0	0									
	OT:	0	0	0	0	0	0	0	0	0	0	0
Orig	BA:	0	0	0	0	0	0	0	0	0	0	0
Pres	OP:	0	0									
	OT:	0	0	0	0	0	0	0	0	0	0	0
Reest -	BA:	0	0	-12	-24	-36	-50	-51	-52	-54	-55	-56
Mar15	OP:	0	0									
	OT:	0	0	-12	-24	-36	-50	-51	-52	-54	-55	-56
Reest -	BA:	0	0	-12	-24	-36	-50	-51	-52	-54	-55	-56
Orig	OP:	0	0									
	OT:	0	0	-12	-24	-36	-50	-51	-52	-54	-55	-56
075 8004 0 7 571 AC02 LA LA 03												
Appropriation - Existing Law Change												
Discretionary user fee proposal - spending subaccount												
Pres 16	BA:	0	0	12	24	36	50	51	52	54	55	56
Reest	OP:	0	0									
	OT:	0	0	10	21	34	47	50	52	53	55	56
Mar 15	BA:	0	0	0	0	0	0	0	0	0	0	0
Base	OP:	0	0									
	OT:	0	0	0	0	0	0	0	0	0	0	0
Orig	BA:	0	0	0	0	0	0	0	0	0	0	0
Pres	OP:	0	0									
	OT:	0	0	0	0	0	0	0	0	0	0	0
Reest -	BA:	0	0	12	24	36	50	51	52	54	55	56
Mar15	OP:	0	0									
	OT:	0	0	10	21	34	47	50	52	53	55	56
Reest -	BA:	0	0	12	24	36	50	51	52	54	55	56
Orig	OP:	0	0									
	OT:	0	0	10	21	34	47	50	52	53	55	56



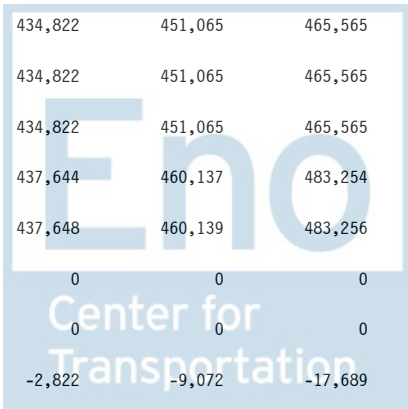
Sorted by FUNC, SFUN, TID, SUB
 (amounts in millions)

		2015	2016	2017	2018	2019	2020	2021	2022	2023	2024	2025
MEDICARE (570)												
075 8004 0 7 571 BB01 30 78 10 N STIM09												
Trust Fund												
EHR - stimlus 09												
Pres 16	BA:	633	499	245	-166	-119	-96	-103	-111	-120	-131	-147
Reest	OP:	0	0									
	OT:	633	499	245	-166	-119	-96	-103	-111	-120	-131	-147
Mar 15	BA:	633	499	245	-166	-119	-96	-103	-111	-120	-131	-147
Base	OP:	0	0									
	OT:	633	499	245	-166	-119	-96	-103	-111	-120	-131	-147
Orig	BA:	0	0	0	0	0	0	0	0	0	0	0
Pres	OP:	0	0									
	OT:	0	0	0	0	0	0	0	0	0	0	0
Reest -	BA:	0	0	0	0	0	0	0	0	0	0	0
Mar15	OP:	0	0									
	OT:	0	0	0	0	0	0	0	0	0	0	0
Reest -	BA:	633	499	245	-166	-119	-96	-103	-111	-120	-131	-147
Orig	OP:	0	0									
	OT:	633	499	245	-166	-119	-96	-103	-111	-120	-131	-147
075 8004 0 7 571 BB07 30 78 10 N												
Trust Fund												
SMI QIOs												
Pres 16	BA:	145	108	111	113	322	145	108	111	113	322	138
Reest	OP:	0	0									
	OT:	145	108	111	113	322	145	108	111	113	322	138
Mar 15	BA:	145	108	111	113	322	145	108	111	113	322	138
Base	OP:	0	0									
	OT:	145	108	111	113	322	145	108	111	113	322	138
Orig	BA:	0	0	0	0	0	0	0	0	0	0	0
Pres	OP:	0	0									
	OT:	0	0	0	0	0	0	0	0	0	0	0
Reest -	BA:	0	0	0	0	0	0	0	0	0	0	0
Mar15	OP:	0	0									
	OT:	0	0	0	0	0	0	0	0	0	0	0
Reest -	BA:	145	108	111	113	322	145	108	111	113	322	138
Orig	OP:	0	0									
	OT:	145	108	111	113	322	145	108	111	113	322	138



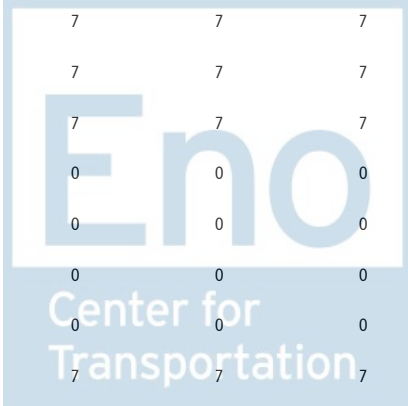
Sorted by FUNC, SFUN, TID, SUB
 (amounts in millions)

		2015	2016	2017	2018	2019	2020	2021	2022	2023	2024	2025
MEDICARE (570)												
075 8004 0 7 571 BC02 58 78 10 N												
Trust Revolving Fund												
PCORTF transfer												
Pres 16	BA:	57	63	68	73	79	0	0	0	0	0	0
Reest	OP:	0	0									
	OT:	57	63	68	73	79	0	0	0	0	0	0
Mar 15	BA:	57	63	68	73	79	0	0	0	0	0	0
Base	OP:	0	0									
	OT:	57	63	68	73	79	0	0	0	0	0	0
Orig	BA:	0	0	0	0	0	0	0	0	0	0	0
Pres	OP:	0	0									
	OT:	0	0	0	0	0	0	0	0	0	0	0
Reest -	BA:	0	0	0	0	0	0	0	0	0	0	0
Mar15	OP:	0	0									
	OT:	0	0	0	0	0	0	0	0	0	0	0
Reest -	BA:	57	63	68	73	79	0	0	0	0	0	0
Orig	OP:	0	0									
	OT:	57	63	68	73	79	0	0	0	0	0	0
075 8004 0 7 571 BD01 30 78 10 N												
Public Enterprise Fund												
Medicare Part B Benefits												
Pres 16	BA:	269,705	288,507	295,108	303,016	336,060	360,929	388,147	434,822	451,065	465,565	523,706
Reest	OP:	0	0									
	OT:	269,705	288,507	295,108	303,016	336,060	360,929	388,147	434,822	451,065	465,565	523,706
Mar 15	BA:	269,705	288,507	295,108	303,016	336,060	360,929	388,147	434,822	451,065	465,565	523,706
Base	OP:	0	0									
	OT:	269,705	288,507	295,108	303,016	336,060	360,929	388,147	434,822	451,065	465,565	523,706
Orig	BA:	267,269	283,577	295,700	306,545	337,915	363,917	392,858	437,644	460,137	483,254	536,520
Pres	OP:	19,656	26,113									
	OT:	267,265	283,602	295,717	306,556	337,921	363,922	392,861	437,648	460,139	483,256	536,521
Reest -	BA:	0	0	0	0	0	0	0	0	0	0	0
Mar15	OP:	0	0									
	OT:	0	0	0	0	0	0	0	0	0	0	0
Reest -	BA:	2,436	4,930	-592	-3,529	-1,855	-2,988	-4,711	-2,822	-9,072	-17,689	-12,814
Orig	OP:	-19,656	-26,113									
	OT:	2,440	4,905	-609	-3,540	-1,861	-2,993	-4,714	-2,826	-9,074	-17,691	-12,815



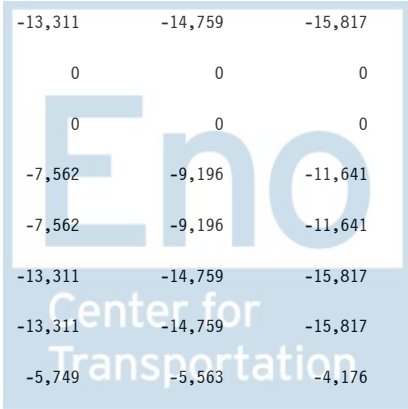
Sorted by FUNC, SFUN, TID, SUB
 (amounts in millions)

		2015	2016	2017	2018	2019	2020	2021	2022	2023	2024	2025
MEDICARE (570)												
075 8004 0 7 571 BD02 30 78 10 N												
Public Enterprise Fund												
QI premium assistance												
Pres 16	BA:	550	0	0	0	0	0	0	0	0	0	0
Reest	OP:	0	0									
	OT:	369	0	0	0	0	0	0	0	0	0	0
Mar 15	BA:	550	0	0	0	0	0	0	0	0	0	0
Base	OP:	0	0									
	OT:	369	0	0	0	0	0	0	0	0	0	0
Orig	BA:	0	0	0	0	0	0	0	0	0	0	0
Pres	OP:	0	0									
	OT:	0	0	0	0	0	0	0	0	0	0	0
Reest -	BA:	0	0	0	0	0	0	0	0	0	0	0
Mar15	OP:	0	0									
	OT:	0	0	0	0	0	0	0	0	0	0	0
Reest -	BA:	550	0	0	0	0	0	0	0	0	0	0
Orig	OP:	0	0									
	OT:	369	0	0	0	0	0	0	0	0	0	0
075 8004 0 7 571 BD03 30 78 10 N												
Public Enterprise Fund												
PPACA- Recon Mandatory Admin.												
Pres 16	BA:	44	56	69	69	32	19	7	7	7	7	7
Reest	OP:	0	0									
	OT:	44	56	69	69	32	19	7	7	7	7	7
Mar 15	BA:	44	56	69	69	32	19	7	7	7	7	7
Base	OP:	0	0									
	OT:	44	56	69	69	32	19	7	7	7	7	7
Orig	BA:	0	0	0	0	0	0	0	0	0	0	0
Pres	OP:	0	0									
	OT:	0	0	0	0	0	0	0	0	0	0	0
Reest -	BA:	0	0	0	0	0	0	0	0	0	0	0
Mar15	OP:	0	0									
	OT:	0	0	0	0	0	0	0	0	0	0	0
Reest -	BA:	44	56	69	69	32	19	7	7	7	7	7
Orig	OP:	0	0									
	OT:	44	56	69	69	32	19	7	7	7	7	7



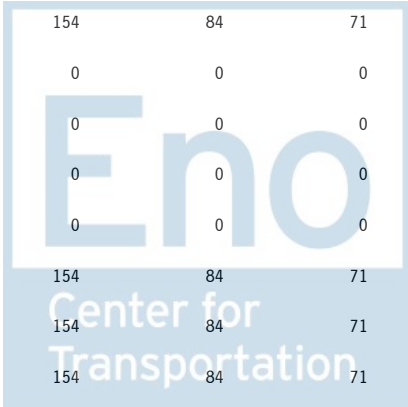
Sorted by FUNC, SFUN, TID, SUB
 (amounts in millions)

		2015	2016	2017	2018	2019	2020	2021	2022	2023	2024	2025
MEDICARE (570)												
075 8004 0 7 571 BD04 30 78 10 N												
Public Enterprise Fund												
Part B Mand Admin												
Pres 16	BA:	56	57	62	62	67	72	72	72	72	72	72
Reest	OP:	0	0									
	OT:	56	57	62	62	67	72	72	72	72	72	72
Mar 15	BA:	56	57	62	62	67	72	72	72	72	72	72
Base	OP:	0	0									
	OT:	56	57	62	62	67	72	72	72	72	72	72
Orig	BA:	0	0	0	0	0	0	0	0	0	0	0
Pres	OP:	0	0									
	OT:	0	0	0	0	0	0	0	0	0	0	0
Reest -	BA:	0	0	0	0	0	0	0	0	0	0	0
Mar15	OP:	0	0									
	OT:	0	0	0	0	0	0	0	0	0	0	0
Reest -	BA:	56	57	62	62	67	72	72	72	72	72	72
Orig	OP:	0	0									
	OT:	56	57	62	62	67	72	72	72	72	72	72
075 8004 0 7 571 EA01 30 78 10												
Proposed Legislation												
Proposed Legislation												
Pres 16	BA:	406	825	-3,562	-5,917	-7,787	-9,209	-11,034	-13,311	-14,759	-15,817	-18,276
Reest	OP:	0	0									
	OT:	406	825	-3,562	-5,917	-7,787	-9,209	-11,034	-13,311	-14,759	-15,817	-18,276
Mar 15	BA:	0	0	0	0	0	0	0	0	0	0	0
Base	OP:	0	0									
	OT:	0	0	0	0	0	0	0	0	0	0	0
Orig	BA:	260	525	-1,718	-3,665	-4,716	-3,794	-6,029	-7,562	-9,196	-11,641	-12,126
Pres	OP:	0	0									
	OT:	260	525	-1,718	-3,665	-4,716	-3,794	-6,029	-7,562	-9,196	-11,641	-12,126
Reest -	BA:	406	825	-3,562	-5,917	-7,787	-9,209	-11,034	-13,311	-14,759	-15,817	-18,276
Mar15	OP:	0	0									
	OT:	406	825	-3,562	-5,917	-7,787	-9,209	-11,034	-13,311	-14,759	-15,817	-18,276
Reest -	BA:	146	300	-1,844	-2,252	-3,071	-5,415	-5,005	-5,749	-5,563	-4,176	-6,150
Orig	OP:	0	0									
	OT:	146	300	-1,844	-2,252	-3,071	-5,415	-5,005	-5,749	-5,563	-4,176	-6,150



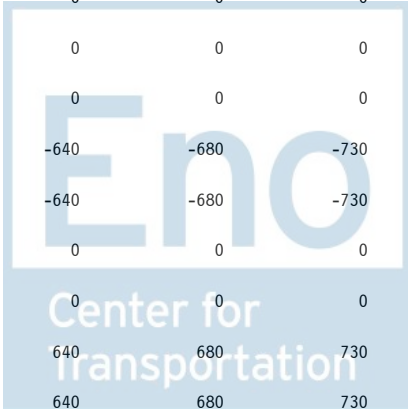
Sorted by FUNC, SFUN, TID, SUB
 (amounts in millions)

		2015	2016	2017	2018	2019	2020	2021	2022	2023	2024	2025
MEDICARE (570)												
075 8004 0 7 571 EA02 30 78 10												
Proposed Legislation												
SGR												
Pres 16	BA:	5,955	11,460	14,412	15,897	18,238	20,071	23,603	26,036	27,422	28,213	30,078
Reest	OP:	0	0									
	OT:	5,955	11,460	14,412	15,897	18,238	20,071	23,603	26,036	27,422	28,213	30,078
Mar 15	BA:	0	0	0	0	0	0	0	0	0	0	0
Base	OP:	0	0									
	OT:	0	0	0	0	0	0	0	0	0	0	0
Orig	BA:	5,337	11,245	10,298	11,039	12,678	14,401	15,840	17,004	18,073	19,113	20,215
Pres	OP:	0	0									
	OT:	5,337	11,245	10,298	11,039	12,678	14,401	15,840	17,004	18,073	19,113	20,215
Reest -	BA:	5,955	11,460	14,412	15,897	18,238	20,071	23,603	26,036	27,422	28,213	30,078
Mar15	OP:	0	0									
	OT:	5,955	11,460	14,412	15,897	18,238	20,071	23,603	26,036	27,422	28,213	30,078
Reest -	BA:	618	215	4,114	4,858	5,560	5,670	7,763	9,032	9,349	9,100	9,863
Orig	OP:	0	0									
	OT:	618	215	4,114	4,858	5,560	5,670	7,763	9,032	9,349	9,100	9,863
075 8004 0 7 571 EA03 22 66 10												
Proposed Legislation												
TRICARE Pharmacy Interaction												
Pres 16	BA:	0	16	44	58	94	122	144	154	84	71	70
Reest	OP:	0	0									
	OT:	0	16	44	58	94	122	144	154	84	71	70
Mar 15	BA:	0	0	0	0	0	0	0	0	0	0	0
Base	OP:	0	0									
	OT:	0	0	0	0	0	0	0	0	0	0	0
Orig	BA:	0	0	0	0	0	0	0	0	0	0	0
Pres	OP:	0	0									
	OT:	0	0	0	0	0	0	0	0	0	0	0
Reest -	BA:	0	16	44	58	94	122	144	154	84	71	70
Mar15	OP:	0	0									
	OT:	0	16	44	58	94	122	144	154	84	71	70
Reest -	BA:	0	16	44	58	94	122	144	154	84	71	70
Orig	OP:	0	0									
	OT:	0	16	44	58	94	122	144	154	84	71	70



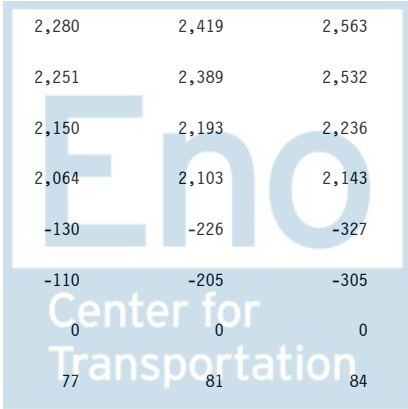
Sorted by FUNC, SFUN, TID, SUB
 (amounts in millions)

		2015	2016	2017	2018	2019	2020	2021	2022	2023	2024	2025
MEDICARE (570)												
075 8004 0 7 571 EA04 30 78 10		MEDOFFSET										
Proposed Legislation offset												
Pres 16	BA:	0	-696	-2,025	-2,116	-2,279	-2,448	-2,627	-2,880	-3,580	-3,893	-791
Reest	OP:	0	0									
	OT:	0	-696	-2,025	-2,116	-2,279	-2,448	-2,627	-2,880	-3,580	-3,893	-791
Mar 15	BA:	0	0	0	0	0	0	0	0	0	0	0
Base	OP:	0	0									
	OT:	0	0	0	0	0	0	0	0	0	0	0
Orig	BA:	0	0	0	0	0	0	0	0	0	0	0
Pres	OP:	0	0									
	OT:	0	0	0	0	0	0	0	0	0	0	0
Reest -	BA:	0	-696	-2,025	-2,116	-2,279	-2,448	-2,627	-2,880	-3,580	-3,893	-791
Mar15	OP:	0	0									
	OT:	0	-696	-2,025	-2,116	-2,279	-2,448	-2,627	-2,880	-3,580	-3,893	-791
Reest -	BA:	0	-696	-2,025	-2,116	-2,279	-2,448	-2,627	-2,880	-3,580	-3,893	-791
Orig	OP:	0	0									
	OT:	0	-696	-2,025	-2,116	-2,279	-2,448	-2,627	-2,880	-3,580	-3,893	-791
075 8004 0 7 571 EE01 XX XX 10		Non-scoreable secondary effect										
Pres 16	BA:	0	0	0	0	0	0	0	0	0	0	0
Reest	OP:	0	0									
	OT:	0	0	0	0	0	0	0	0	0	0	0
Mar 15	BA:	0	0	0	0	0	0	0	0	0	0	0
Base	OP:	0	0									
	OT:	0	0	0	0	0	0	0	0	0	0	0
Orig	BA:	370	745	110	-200	-350	-490	-580	-640	-680	-730	-790
Pres	OP:	0	0									
	OT:	370	745	110	-200	-350	-490	-580	-640	-680	-730	-790
Reest -	BA:	0	0	0	0	0	0	0	0	0	0	0
Mar15	OP:	0	0									
	OT:	0	0	0	0	0	0	0	0	0	0	0
Reest -	BA:	-370	-745	-110	200	350	490	580	640	680	730	790
Orig	OP:	0	0									
	OT:	-370	-745	-110	200	350	490	580	640	680	730	790



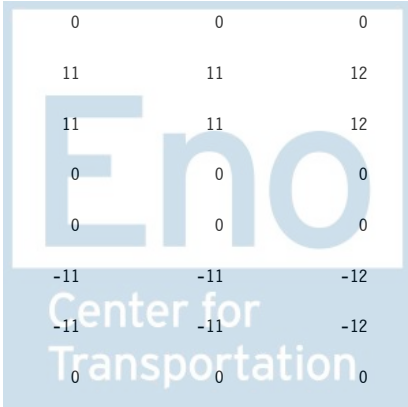
Sorted by FUNC, SFUN, TID, SUB
 (amounts in millions)

		2015	2016	2017	2018	2019	2020	2021	2022	2023	2024	2025
MEDICARE (570)												
Account Total for Federal Supplementary Medical Insurance Trust Fund												
Pres 16	BA:	280,408	303,890	307,588	314,205	347,854	372,784	401,559	448,208	463,676	477,849	538,367
Reest	OP:	254	194									
	OT:	280,255	303,849	307,578	314,196	347,848	372,777	401,552	448,200	463,667	477,841	538,359
Mar 15	BA:	274,047	292,309	298,863	306,566	340,054	364,907	392,304	439,224	455,719	470,686	528,907
Base	OP:	254	194									
	OT:	273,894	292,264	298,843	306,544	340,031	364,883	392,278	439,196	455,691	470,657	528,876
Orig	BA:	276,862	299,917	307,696	316,725	348,584	377,143	405,271	449,714	471,666	493,406	547,309
Pres	OP:	20,500	26,939									
	OT:	276,796	299,823	307,704	316,719	348,554	377,122	405,237	449,675	471,623	493,362	547,261
Reest -	BA:	6,361	11,581	8,725	7,639	7,800	7,877	9,255	8,984	7,957	7,163	9,460
Mar15	OP:	0	0									
	OT:	6,361	11,585	8,735	7,652	7,817	7,894	9,274	9,004	7,976	7,184	9,483
Reest -	BA:	3,546	3,973	-108	-2,520	-730	-4,359	-3,712	-1,506	-7,990	-15,557	-8,942
Orig	OP:	-20,246	-26,745									
	OT:	3,459	4,026	-126	-2,523	-706	-4,345	-3,685	-1,475	-7,956	-15,521	-8,902
Federal Hospital Insurance Trust Fund												
075 8005 0 7 571 AA01 LA LA 03 0												
Appropriation												
Pres 16	BA:	1,500	1,947	1,987	2,025	2,045	2,067	2,107	2,150	2,193	2,236	2,281
Reest	OP:	236	252									
	OT:	1,496	1,887	1,954	2,017	2,040	2,062	2,099	2,141	2,184	2,227	2,271
Mar 15	BA:	1,500	1,586	1,683	1,789	1,903	2,022	2,148	2,280	2,419	2,563	2,712
Base	OP:	236	252									
	OT:	1,496	1,584	1,662	1,766	1,878	1,996	2,121	2,251	2,389	2,532	2,680
Orig	BA:	1,760	1,947	1,987	2,025	2,045	2,067	2,107	2,150	2,193	2,236	2,281
Pres	OP:	485	485									
	OT:	1,692	1,806	1,872	1,904	1,981	1,990	2,024	2,064	2,103	2,143	2,186
Reest -	BA:	0	361	304	236	142	45	-41	-130	-226	-327	-431
Mar15	OP:	0	0									
	OT:	0	303	292	251	162	66	-22	-110	-205	-305	-409
Reest -	BA:	-260	0	0	0	0	0	0	0	0	0	0
Orig	OP:	-249	-233									
	OT:	-196	81	82	113	59	72	75	77	81	84	85



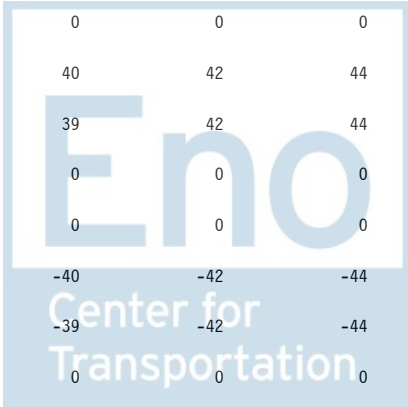
Sorted by FUNC, SFUN, TID, SUB
 (amounts in millions)

		2015	2016	2017	2018	2019	2020	2021	2022	2023	2024	2025
MEDICARE (570)												
075 8005 0 7 571 AA02 LA LA 03 0 LAE												
Appropriation												
SSA admin												
Pres 16	BA:	748	793	809	825	833	842	858	876	893	911	929
Reest	OP:	104	94									
	OT:	762	792	804	822	831	840	856	873	890	908	926
Mar 15	BA:	748	791	839	891	948	1,007	1,069	1,135	1,203	1,275	1,348
Base	OP:	104	94									
	OT:	762	790	831	882	938	997	1,058	1,123	1,191	1,262	1,335
Orig	BA:	748	793	809	825	833	842	858	876	893	911	929
Pres	OP:	117	115									
	OT:	764	801	809	825	833	842	858	876	893	911	929
Reest -	BA:	0	2	-30	-66	-115	-165	-211	-259	-310	-364	-419
Mar15	OP:	0	0									
	OT:	0	2	-27	-60	-107	-157	-202	-250	-301	-354	-409
Reest -	BA:	0	0	0	0	0	0	0	0	0	0	0
Orig	OP:	-13	-21									
	OT:	-2	-9	-5	-3	-2	-2	-2	-3	-3	-3	-3
075 8005 0 7 571 AA04 LA LA 03 0												
Appropriation												
MedPAC												
Pres 16	BA:	7	0	0	0	0	0	0	0	0	0	0
Reest	OP:	0	0									
	OT:	7	0	0	0	0	0	0	0	0	0	0
Mar 15	BA:	7	7	8	8	9	9	10	11	11	12	13
Base	OP:	0	0									
	OT:	7	7	8	8	9	9	10	11	11	12	13
Orig	BA:	0	0	0	0	0	0	0	0	0	0	0
Pres	OP:	0	0									
	OT:	0	0	0	0	0	0	0	0	0	0	0
Reest -	BA:	0	-7	-8	-8	-9	-9	-10	-11	-11	-12	-13
Mar15	OP:	0	0									
	OT:	0	-7	-8	-8	-9	-9	-10	-11	-11	-12	-13
Reest -	BA:	7	0	0	0	0	0	0	0	0	0	0
Orig	OP:	0	0									
	OT:	7	0	0	0	0	0	0	0	0	0	0




Sorted by FUNC, SFUN, TID, SUB
 (amounts in millions)

		2015	2016	2017	2018	2019	2020	2021	2022	2023	2024	2025
MEDICARE (570)												
075 8005 0 7 571 AA05 LA LA 03 0												
Appropriation												
H+A												
Pres 16	BA:	44	0	0	0	0	0	0	0	0	0	0
Reest	OP:	4	6									
	OT:	41	6	3	0	0	0	0	0	0	0	0
Mar 15	BA:	44	47	49	52	56	59	63	67	71	75	80
Base	OP:	4	6									
	OT:	41	45	49	51	55	58	62	66	70	74	79
Orig	BA:	0	0	0	0	0	0	0	0	0	0	0
Pres	OP:	0	0									
	OT:	0	0	0	0	0	0	0	0	0	0	0
Reest -	BA:	0	-47	-49	-52	-56	-59	-63	-67	-71	-75	-80
Mar15	OP:	0	0									
	OT:	0	-39	-46	-51	-55	-58	-62	-66	-70	-74	-79
Reest -	BA:	44	0	0	0	0	0	0	0	0	0	0
Orig	OP:	4	6									
	OT:	41	6	3	0	0	0	0	0	0	0	0
075 8005 0 7 571 AA06 LA LA 03 0												
Appropriation												
AoA												
Pres 16	BA:	26	0	0	0	0	0	0	0	0	0	0
Reest	OP:	3	5									
	OT:	25	5	2	0	0	0	0	0	0	0	0
Mar 15	BA:	26	27	29	31	33	35	37	40	42	44	47
Base	OP:	3	5									
	OT:	25	28	29	31	33	35	37	39	42	44	46
Orig	BA:	0	0	0	0	0	0	0	0	0	0	0
Pres	OP:	0	0									
	OT:	0	0	0	0	0	0	0	0	0	0	0
Reest -	BA:	0	-27	-29	-31	-33	-35	-37	-40	-42	-44	-47
Mar15	OP:	0	0									
	OT:	0	-23	-27	-31	-33	-35	-37	-39	-42	-44	-46
Reest -	BA:	26	0	0	0	0	0	0	0	0	0	0
Orig	OP:	3	5									
	OT:	25	5	2	0	0	0	0	0	0	0	0



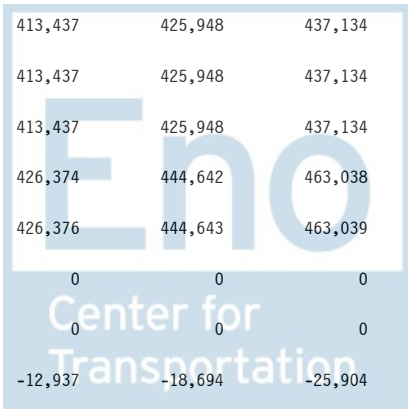
Sorted by FUNC, SFUN, TID, SUB
 (amounts in millions)

		2015	2016	2017	2018	2019	2020	2021	2022	2023	2024	2025
MEDICARE (570)												
075 8005 0 7 571 AA07 LA LA 03 0												
Appropriation												
Pres 16	BA:	152	0	0	0	0	0	0	0	0	0	0
Reest	OP:	0	15									
	OT:	128	15	9	0	0	0	0	0	0	0	0
Mar 15	BA:	152	159	166	175	184	193	202	213	223	234	245
Base	OP:	0	15									
	OT:	128	149	164	173	182	191	200	211	221	232	243
Orig	BA:	0	0	0	0	0	0	0	0	0	0	0
Pres	OP:	0	0									
	OT:	0	0	0	0	0	0	0	0	0	0	0
Reest -	BA:	0	-159	-166	-175	-184	-193	-202	-213	-223	-234	-245
Mar15	OP:	0	0									
	OT:	0	-134	-155	-173	-182	-191	-200	-211	-221	-232	-243
Reest -	BA:	152	0	0	0	0	0	0	0	0	0	0
Orig	OP:	0	15									
	OT:	128	15	9	0	0	0	0	0	0	0	0
075 8005 0 7 571 AA09 LA LA 10												
Appropriation												
Pres 16	BA:	0	0	0	0	0	0	0	0	0	0	0
Reest	OP:	0	0									
	OT:	0	0	0	0	0	0	0	0	0	0	0
Mar 15	BA:	0	0	0	0	0	0	0	0	0	0	0
Base	OP:	0	0									
	OT:	0	0	0	0	0	0	0	0	0	0	0
Orig	BA:	2,050	2,576	1,622	-10	0	0	0	0	0	0	0
Pres	OP:	0	0									
	OT:	2,050	2,576	1,622	-10	0	0	0	0	0	0	0
Reest -	BA:	0	0	0	0	0	0	0	0	0	0	0
Mar15	OP:	0	0									
	OT:	0	0	0	0	0	0	0	0	0	0	0
Reest -	BA:	-2,050	-2,576	-1,622	10	0	0	0	0	0	0	0
Orig	OP:	0	0									
	OT:	-2,050	-2,576	-1,622	10	0	0	0	0	0	0	0



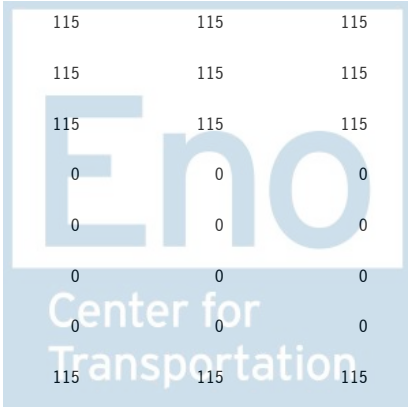
Sorted by FUNC, SFUN, TID, SUB
 (amounts in millions)

		2015	2016	2017	2018	2019	2020	2021	2022	2023	2024	2025
MEDICARE (570)												
075 8005 0 7 571 BB01 58 78 10 N STIM09												
Trust Fund												
EHR - stimulus 09												
Pres 16	BA:	2,457	1,470	743	114	38	-12	-12	-13	-14	-14	-14
Reest	OP:	0	0									
	OT:	2,457	1,470	743	114	38	-12	-12	-13	-14	-14	-14
Mar 15	BA:	2,457	1,470	743	114	38	-12	-12	-13	-14	-14	-14
Base	OP:	0	0									
	OT:	2,457	1,470	743	114	38	-12	-12	-13	-14	-14	-14
Orig	BA:	0	0	0	0	0	0	0	0	0	0	0
Pres	OP:	0	0									
	OT:	0	0	0	0	0	0	0	0	0	0	0
Reest -	BA:	0	0	0	0	0	0	0	0	0	0	0
Mar15	OP:	0	0									
	OT:	0	0	0	0	0	0	0	0	0	0	0
Reest -	BA:	2,457	1,470	743	114	38	-12	-12	-13	-14	-14	-14
Orig	OP:	0	0									
	OT:	2,457	1,470	743	114	38	-12	-12	-13	-14	-14	-14
075 8005 0 7 571 BB02 58 78 10 N												
Trust Fund												
Medicare HI Benefits												
Pres 16	BA:	273,168	289,790	296,254	306,130	333,137	353,877	376,326	413,437	425,948	437,134	483,020
Reest	OP:	0	0									
	OT:	273,168	289,790	296,254	306,130	333,137	353,877	376,326	413,437	425,948	437,134	483,020
Mar 15	BA:	273,168	289,790	296,254	306,130	333,137	353,877	376,326	413,437	425,948	437,134	483,020
Base	OP:	0	0									
	OT:	273,168	289,790	296,254	306,130	333,137	353,877	376,326	413,437	425,948	437,134	483,020
Orig	BA:	298,062	292,628	301,614	315,190	342,404	364,563	389,082	426,374	444,642	463,038	504,902
Pres	OP:	27,431	28,380									
	OT:	275,097	292,667	301,637	315,204	342,414	364,571	389,086	426,376	444,643	463,039	504,902
Reest -	BA:	0	0	0	0	0	0	0	0	0	0	0
Mar15	OP:	0	0									
	OT:	0	0	0	0	0	0	0	0	0	0	0
Reest -	BA:	-24,894	-2,838	-5,360	-9,060	-9,267	-10,686	-12,756	-12,937	-18,694	-25,904	-21,882
Orig	OP:	-27,431	-28,380									
	OT:	-1,929	-2,877	-5,383	-9,074	-9,277	-10,694	-12,760	-12,939	-18,695	-25,905	-21,882



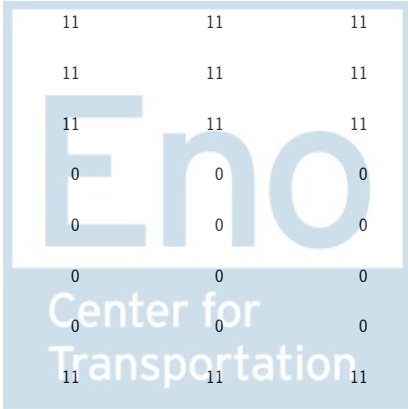
Sorted by FUNC, SFUN, TID, SUB
 (amounts in millions)

		2015	2016	2017	2018	2019	2020	2021	2022	2023	2024	2025
MEDICARE (570)												
075 8005 0 7 571 BC02 58 78 10 N												
Trust Revolving Fund												
HI QIOs, 3yr BA cycle, smooth OT												
Pres 16	BA:	580	430	446	454	1,287	580	430	446	454	1,287	580
Reest	OP:	0	0									
	OT:	580	430	446	454	1,287	580	430	446	454	1,287	580
Mar 15	BA:	580	430	446	454	1,287	580	430	446	454	1,287	580
Base	OP:	0	0									
	OT:	580	430	446	454	1,287	580	430	446	454	1,287	580
Orig	BA:	0	0	0	0	0	0	0	0	0	0	0
Pres	OP:	0	0									
	OT:	0	0	0	0	0	0	0	0	0	0	0
Reest -	BA:	0	0	0	0	0	0	0	0	0	0	0
Mar15	OP:	0	0									
	OT:	0	0	0	0	0	0	0	0	0	0	0
Reest -	BA:	580	430	446	454	1,287	580	430	446	454	1,287	580
Orig	OP:	0	0									
	OT:	580	430	446	454	1,287	580	430	446	454	1,287	580
075 8005 0 7 571 BC03 58 78 10 N												
Trust Revolving Fund												
HI Mand Admin: Treasury												
Pres 16	BA:	115	115	115	115	115	115	115	115	115	115	115
Reest	OP:	0	0									
	OT:	115	115	115	115	115	115	115	115	115	115	115
Mar 15	BA:	115	115	115	115	115	115	115	115	115	115	115
Base	OP:	0	0									
	OT:	115	115	115	115	115	115	115	115	115	115	115
Orig	BA:	0	0	0	0	0	0	0	0	0	0	0
Pres	OP:	0	0									
	OT:	0	0	0	0	0	0	0	0	0	0	0
Reest -	BA:	0	0	0	0	0	0	0	0	0	0	0
Mar15	OP:	0	0									
	OT:	0	0	0	0	0	0	0	0	0	0	0
Reest -	BA:	115	115	115	115	115	115	115	115	115	115	115
Orig	OP:	0	0									
	OT:	115	115	115	115	115	115	115	115	115	115	115



Sorted by FUNC, SFUN, TID, SUB
 (amounts in millions)

		2015	2016	2017	2018	2019	2020	2021	2022	2023	2024	2025
MEDICARE (570)												
075 8005 0 7 571 BC04 58 78 10 N												
Trust Revolving Fund												
PCORTF Transfer												
Pres 16	BA:	58	62	67	73	79	0	0	0	0	0	0
Reest	OP:	0	0									
	OT:	58	62	67	73	79	0	0	0	0	0	0
Mar 15	BA:	58	62	67	73	79	0	0	0	0	0	0
Base	OP:	0	0									
	OT:	58	62	67	73	79	0	0	0	0	0	0
Orig	BA:	0	0	0	0	0	0	0	0	0	0	0
Pres	OP:	0	0									
	OT:	0	0	0	0	0	0	0	0	0	0	0
Reest -	BA:	0	0	0	0	0	0	0	0	0	0	0
Mar15	OP:	0	0									
	OT:	0	0	0	0	0	0	0	0	0	0	0
Reest -	BA:	58	62	67	73	79	0	0	0	0	0	0
Orig	OP:	0	0									
	OT:	58	62	67	73	79	0	0	0	0	0	0
075 8005 0 7 571 BD01 58 78 10 N												
Public Enterprise Fund												
PPACA-Recon Mandatory Admin												
Pres 16	BA:	47	60	72	72	35	23	11	11	11	11	11
Reest	OP:	0	0									
	OT:	47	60	72	72	35	23	11	11	11	11	11
Mar 15	BA:	47	60	72	72	35	23	11	11	11	11	11
Base	OP:	0	0									
	OT:	47	60	72	72	35	23	11	11	11	11	11
Orig	BA:	0	0	0	0	0	0	0	0	0	0	0
Pres	OP:	0	0									
	OT:	0	0	0	0	0	0	0	0	0	0	0
Reest -	BA:	0	0	0	0	0	0	0	0	0	0	0
Mar15	OP:	0	0									
	OT:	0	0	0	0	0	0	0	0	0	0	0
Reest -	BA:	47	60	72	72	35	23	11	11	11	11	11
Orig	OP:	0	0									
	OT:	47	60	72	72	35	23	11	11	11	11	11



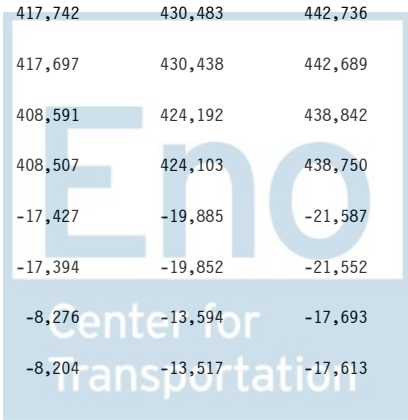
Sorted by FUNC, SFUN, TID, SUB
 (amounts in millions)

		2015	2016	2017	2018	2019	2020	2021	2022	2023	2024	2025
MEDICARE (570)												
075 8005 0 7 571 EA01 58 78 10												
Proposed Legislation												
Proposed Leg												
Pres 16	BA:	0	-1,750	-3,784	-5,447	-7,145	-9,118	-11,402	-14,538	-16,345	-17,684	-20,693
Reest	OP:	0	0									
	OT:	0	-1,750	-3,784	-5,447	-7,145	-9,118	-11,402	-14,538	-16,345	-17,684	-20,693
Mar 15	BA:	0	0	0	0	0	0	0	0	0	0	0
Base	OP:	0	0									
	OT:	0	0	0	0	0	0	0	0	0	0	0
Orig	BA:	0	-2,541	-5,595	-8,290	-10,703	-13,556	-16,693	-20,679	-23,396	-27,193	-30,186
Pres	OP:	0	0									
	OT:	0	-2,541	-5,595	-8,290	-10,703	-13,556	-16,693	-20,679	-23,396	-27,193	-30,186
Reest -	BA:	0	-1,750	-3,784	-5,447	-7,145	-9,118	-11,402	-14,538	-16,345	-17,684	-20,693
Mar15	OP:	0	0									
	OT:	0	-1,750	-3,784	-5,447	-7,145	-9,118	-11,402	-14,538	-16,345	-17,684	-20,693
Reest -	BA:	0	791	1,811	2,843	3,558	4,438	5,291	6,141	7,051	9,509	9,493
Orig	OP:	0	0									
	OT:	0	791	1,811	2,843	3,558	4,438	5,291	6,141	7,051	9,509	9,493
075 8005 0 7 571 EA02 22 66 10 MEDOFFSET												
Proposed Legislation												
Offset												
Pres 16	BA:	0	-572	-1,564	-1,636	-1,758	-1,875	-1,996	-2,169	-2,657	-2,847	-573
Reest	OP:	0	0									
	OT:	0	-572	-1,564	-1,636	-1,758	-1,875	-1,996	-2,169	-2,657	-2,847	-573
Mar 15	BA:	0	0	0	0	0	0	0	0	0	0	0
Base	OP:	0	0									
	OT:	0	0	0	0	0	0	0	0	0	0	0
Orig	BA:	0	0	0	0	0	0	0	0	0	0	0
Pres	OP:	0	0									
	OT:	0	0	0	0	0	0	0	0	0	0	0
Reest -	BA:	0	-572	-1,564	-1,636	-1,758	-1,875	-1,996	-2,169	-2,657	-2,847	-573
Mar15	OP:	0	0									
	OT:	0	-572	-1,564	-1,636	-1,758	-1,875	-1,996	-2,169	-2,657	-2,847	-573
Reest -	BA:	0	-572	-1,564	-1,636	-1,758	-1,875	-1,996	-2,169	-2,657	-2,847	-573
Orig	OP:	0	0									
	OT:	0	-572	-1,564	-1,636	-1,758	-1,875	-1,996	-2,169	-2,657	-2,847	-573



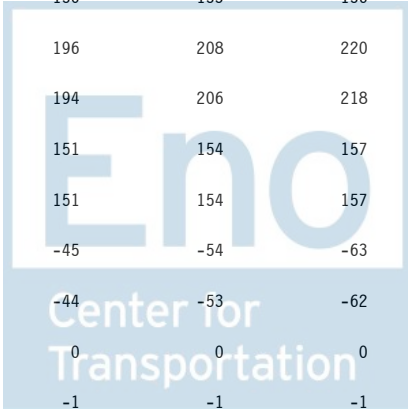
Sorted by FUNC, SFUN, TID, SUB
 (amounts in millions)

		2015	2016	2017	2018	2019	2020	2021	2022	2023	2024	2025
MEDICARE (570)												
075 8005 0 7 571 EE01 XX XX 10												
Non-scoreable secondary effect												
Pres 16	BA:	0	0	0	0	0	0	0	0	0	0	0
Reest	OP:	0	0									
	OT:	0	0	0	0	0	0	0	0	0	0	0
Mar 15	BA:	0	0	0	0	0	0	0	0	0	0	0
Base	OP:	0	0									
	OT:	0	0	0	0	0	0	0	0	0	0	0
Orig	BA:	0	-10	-20	-40	-70	-100	-120	-130	-140	-150	-160
Pres	OP:	0	0									
	OT:	0	-10	-20	-40	-70	-100	-120	-130	-140	-150	-160
Reest -	BA:	0	0	0	0	0	0	0	0	0	0	0
Mar15	OP:	0	0									
	OT:	0	0	0	0	0	0	0	0	0	0	0
Reest -	BA:	0	10	20	40	70	100	120	130	140	150	160
Orig	OP:	0	0									
	OT:	0	10	20	40	70	100	120	130	140	150	160
Account Total for Federal Hospital Insurance Trust Fund												
Pres 16	BA:	278,902	292,345	295,145	302,725	328,666	346,499	366,437	400,315	410,598	421,149	465,656
Reest	OP:	347	372									
	OT:	278,884	292,310	295,121	302,714	328,659	346,492	366,427	400,303	410,586	421,137	465,643
Mar 15	BA:	278,902	294,544	300,471	309,904	337,824	357,908	380,399	417,742	430,483	442,736	488,157
Base	OP:	347	372									
	OT:	278,884	294,530	300,440	309,869	337,786	357,869	380,358	417,697	430,438	442,689	488,108
Orig	BA:	302,620	295,393	300,417	309,700	334,509	353,816	375,234	408,591	424,192	438,842	477,766
Pres	OP:	28,033	28,980									
	OT:	279,603	295,299	300,325	309,593	334,455	353,747	375,155	408,507	424,103	438,750	477,671
Reest -	BA:	0	-2,199	-5,326	-7,179	-9,158	-11,409	-13,962	-17,427	-19,885	-21,587	-22,501
Mar15	OP:	0	0									
	OT:	0	-2,220	-5,319	-7,155	-9,127	-11,377	-13,931	-17,394	-19,852	-21,552	-22,465
Reest -	BA:	-23,718	-3,048	-5,272	-6,975	-5,843	-7,317	-8,797	-8,276	-13,594	-17,693	-12,110
Orig	OP:	-27,686	-28,608									
	OT:	-719	-2,989	-5,204	-6,879	-5,796	-7,255	-8,728	-8,204	-13,517	-17,613	-12,028



Sorted by FUNC, SFUN, TID, SUB
 (amounts in millions)

		2015	2016	2017	2018	2019	2020	2021	2022	2023	2024	2025
MEDICARE (570)												
Medicare prescription drug account, Federal supplementary insura												
075 8308 0 7 571 AA02 LA LA 03 0												
Appropriation												
Pres 16	BA:	419	436	445	454	458	463	472	481	491	501	512
Reest	OP:	36	55									
	OT:	388	421	443	452	457	462	470	479	489	499	510
Mar 15	BA:	419	438	459	482	507	532	558	586	615	644	675
Base	OP:	36	55									
	OT:	388	423	455	477	502	527	552	580	609	638	668
Orig	BA:	419	436	445	454	458	463	472	481	491	501	512
Pres	OP:	134	134									
	OT:	398	411	433	439	446	457	468	474	484	493	504
Reest -	BA:	0	-2	-14	-28	-49	-69	-86	-105	-124	-143	-163
Mar15	OP:	0	0									
	OT:	0	-2	-12	-25	-45	-65	-82	-101	-120	-139	-158
Reest -	BA:	0	0	0	0	0	0	0	0	0	0	0
Orig	OP:	-98	-79									
	OT:	-10	10	10	13	11	5	2	5	5	6	6
075 8308 0 7 571 AA04 LA LA 03 0 LAE												
Appropriation												
Pres 16	BA:	129	137	140	143	144	145	148	151	154	157	160
Reest	OP:	18	16									
	OT:	132	137	139	142	144	145	148	150	153	156	159
Mar 15	BA:	129	136	145	154	163	174	184	196	208	220	233
Base	OP:	18	16									
	OT:	132	136	144	152	161	172	182	194	206	218	231
Orig	BA:	129	137	140	143	144	145	148	151	154	157	160
Pres	OP:	20	20									
	OT:	132	139	140	143	144	145	148	151	154	157	160
Reest -	BA:	0	1	-5	-11	-19	-29	-36	-45	-54	-63	-73
Mar15	OP:	0	0									
	OT:	0	1	-5	-10	-17	-27	-34	-44	-53	-62	-72
Reest -	BA:	0	0	0	0	0	0	0	0	0	0	0
Orig	OP:	-2	-4									
	OT:	0	-2	-1	-1	0	0	0	-1	-1	-1	-1



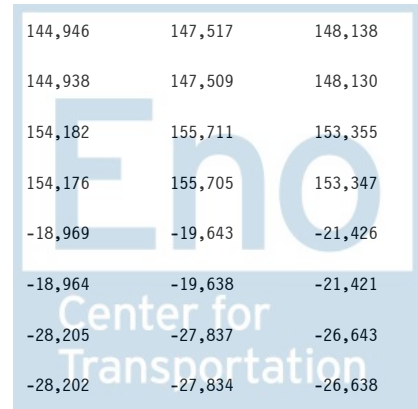
Sorted by FUNC, SFUN, TID, SUB
 (amounts in millions)

		2015	2016	2017	2018	2019	2020	2021	2022	2023	2024	2025
MEDICARE (570)												
075 8308 0 7 571 BB01 30 78 10 N												
Trust Fund												
Part D Benefits												
Pres 16	BA:	77,017	88,249	86,736	86,618	102,309	111,495	121,892	144,164	146,694	147,274	173,524
Reest	OP:	0	0									
	OT:	77,017	88,249	86,736	86,618	102,309	111,495	121,892	144,164	146,694	147,274	173,524
Mar 15	BA:	77,017	88,249	86,736	86,618	102,309	111,495	121,892	144,164	146,694	147,274	173,524
Base	OP:	0	0									
	OT:	77,017	88,249	86,736	86,618	102,309	111,495	121,892	144,164	146,694	147,274	173,524
Orig	BA:	75,333	97,773	97,305	94,467	110,909	121,306	131,280	152,329	153,557	151,729	175,115
Pres	OP:	12,090	7,514									
	OT:	75,321	97,787	97,311	94,473	110,914	121,310	131,282	152,330	153,558	151,729	175,115
Reest -	BA:	0	0	0	0	0	0	0	0	0	0	0
Mar15	OP:	0	0									
	OT:	0	0	0	0	0	0	0	0	0	0	0
Reest -	BA:	1,684	-9,524	-10,569	-7,849	-8,600	-9,811	-9,388	-8,165	-6,863	-4,455	-1,591
Orig	OP:	-12,090	-7,514									
	OT:	1,696	-9,538	-10,575	-7,855	-8,605	-9,815	-9,390	-8,166	-6,864	-4,455	-1,591
075 8308 0 7 571 EA01 30 78 10												
Proposed Legislation												
PB												
Pres 16	BA:	0	-310	-6,353	-14,200	-16,718	-17,219	-17,768	-18,190	-18,757	-20,554	-23,852
Reest	OP:	0	0									
	OT:	0	-310	-6,353	-14,200	-16,718	-17,219	-17,768	-18,190	-18,757	-20,554	-23,852
Mar 15	BA:	0	0	0	0	0	0	0	0	0	0	0
Base	OP:	0	0									
	OT:	0	0	0	0	0	0	0	0	0	0	0
Orig	BA:	0	-680	140	594	889	391	548	1,221	1,509	968	1,967
Pres	OP:	0	0									
	OT:	0	-680	140	594	889	391	548	1,221	1,509	968	1,967
Reest -	BA:	0	-310	-6,353	-14,200	-16,718	-17,219	-17,768	-18,190	-18,757	-20,554	-23,852
Mar15	OP:	0	0									
	OT:	0	-310	-6,353	-14,200	-16,718	-17,219	-17,768	-18,190	-18,757	-20,554	-23,852
Reest -	BA:	0	370	-6,493	-14,794	-17,607	-17,610	-18,316	-19,411	-20,266	-21,522	-25,819
Orig	OP:	0	0									
	OT:	0	370	-6,493	-14,794	-17,607	-17,610	-18,316	-19,411	-20,266	-21,522	-25,819



Sorted by FUNC, SFUN, TID, SUB
 (amounts in millions)

		2015	2016	2017	2018	2019	2020	2021	2022	2023	2024	2025
MEDICARE (570)												
075 8308 0 7 571 EA02 30 78 10		MEDOFFSET										
Proposed Legislation												
offset												
Pres 16	BA:	0	-198	-422	-352	-435	-468	-506	-629	-708	-666	-159
Reest	OP:	0	0									
	OT:	0	-198	-422	-352	-435	-468	-506	-629	-708	-666	-159
Mar 15	BA:	0	0	0	0	0	0	0	0	0	0	0
Base	OP:	0	0									
	OT:	0	0	0	0	0	0	0	0	0	0	0
Orig	BA:	0	0	0	0	0	0	0	0	0	0	0
Pres	OP:	0	0									
	OT:	0	0	0	0	0	0	0	0	0	0	0
Reest -	BA:	0	-198	-422	-352	-435	-468	-506	-629	-708	-666	-159
Mar15	OP:	0	0									
	OT:	0	-198	-422	-352	-435	-468	-506	-629	-708	-666	-159
Reest -	BA:	0	-198	-422	-352	-435	-468	-506	-629	-708	-666	-159
Orig	OP:	0	0									
	OT:	0	-198	-422	-352	-435	-468	-506	-629	-708	-666	-159
Account Total for Medicare prescription drug account, Federal supplementary insura												
Pres 16	BA:	77,565	88,314	80,546	72,663	85,758	94,416	104,238	125,977	127,874	126,712	150,185
Reest	OP:	54	71									
	OT:	77,537	88,299	80,543	72,660	85,757	94,415	104,236	125,974	127,871	126,709	150,182
Mar 15	BA:	77,565	88,823	87,340	87,254	102,979	112,201	122,634	144,946	147,517	148,138	174,432
Base	OP:	54	71									
	OT:	77,537	88,808	87,335	87,247	102,972	112,194	122,626	144,938	147,509	148,130	174,423
Orig	BA:	75,881	97,666	98,030	95,658	112,400	122,305	132,448	154,182	155,711	153,355	177,754
Pres	OP:	12,244	7,668									
	OT:	75,851	97,657	98,024	95,649	112,393	122,303	132,446	154,176	155,705	153,347	177,746
Reest -	BA:	0	-509	-6,794	-14,591	-17,221	-17,785	-18,396	-18,969	-19,643	-21,426	-24,247
Mar15	OP:	0	0									
	OT:	0	-509	-6,792	-14,587	-17,215	-17,779	-18,390	-18,964	-19,638	-21,421	-24,241
Reest -	BA:	1,684	-9,352	-17,484	-22,995	-26,642	-27,889	-28,210	-28,205	-27,837	-26,643	-27,569
Orig	OP:	-12,190	-7,597									
	OT:	1,686	-9,358	-17,481	-22,989	-26,636	-27,888	-28,210	-28,202	-27,834	-26,638	-27,564



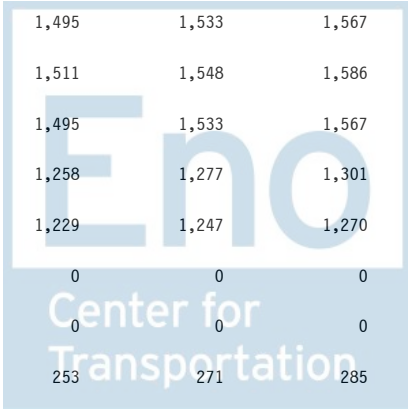
Sorted by FUNC, SFUN, TID, SUB
 (amounts in millions)

		2015	2016	2017	2018	2019	2020	2021	2022	2023	2024	2025
MEDICARE (570)												
Health care fraud and abuse control account												
075 8393 0 7 571 AA02 LA LA 03 0												
Appropriation												
		Discretionary HCFAC										
Pres 16	BA:	311	311	311	311	311	311	311	311	311	311	311
Reest	OP:	60	60									
	OT:	309	309	311	311	311	311	311	311	311	311	311
Mar 15	BA:	311	325	340	357	376	394	414	434	455	477	499
Base	OP:	60	60									
	OT:	309	320	336	352	371	389	408	428	449	471	492
Orig	BA:	311	311	311	311	311	311	311	311	311	311	311
Pres	OP:	5	0									
	OT:	316	311	311	311	311	311	311	311	311	311	311
Reest -	BA:	0	-14	-29	-46	-65	-83	-103	-123	-144	-166	-188
Mar15	OP:	0	0									
	OT:	0	-11	-25	-41	-60	-78	-97	-117	-138	-160	-181
Reest -	BA:	0	0	0	0	0	0	0	0	0	0	0
Orig	OP:	55	60									
	OT:	-7	-2	0	0	0	0	0	0	0	0	0



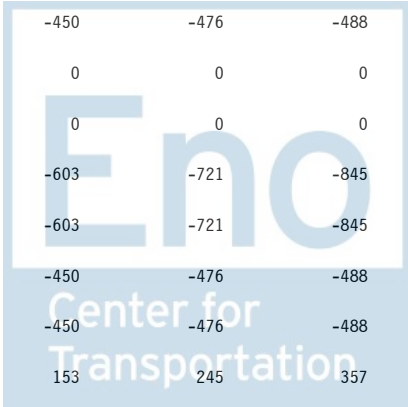
Sorted by FUNC, SFUN, TID, SUB
 (amounts in millions)

		2015	2016	2017	2018	2019	2020	2021	2022	2023	2024	2025
MEDICARE (570)												
075 8393 0 7 571 AA04 LA LA 03 0 PRGINT												
Appropriation												
Additional funding in the Omnibus for HCFAC												
Pres 16	BA:	361	395	414	434	454	475	496	518	541	564	590
Reest	OP:	0	36									
	OT:	289	352	407	428	448	469	490	512	534	557	583
Mar 15	BA:	361	377	395	415	436	458	480	504	529	554	580
Base	OP:	0	36									
	OT:	289	338	390	409	430	452	473	497	522	547	572
Orig	BA:	361	395	414	434	454	475	496	518	541	564	590
Pres	OP:	0	0									
	OT:	361	395	414	434	454	475	496	518	541	564	590
Reest -	BA:	0	18	19	19	18	17	16	14	12	10	10
Mar15	OP:	0	0									
	OT:	0	14	17	19	18	17	17	15	12	10	11
Reest -	BA:	0	0	0	0	0	0	0	0	0	0	0
Orig	OP:	0	36									
	OT:	-72	-43	-7	-6	-6	-6	-6	-6	-7	-7	-7
075 8393 0 7 571 BB03 58 78 10 N												
Trust Fund												
Mandatory Appropriations - including DRA & Tax Relief Act approp.												
Pres 16	BA:	1,350	1,342	1,352	1,384	1,416	1,450	1,475	1,511	1,548	1,586	1,623
Reest	OP:	210	210									
	OT:	1,253	1,299	1,338	1,356	1,401	1,433	1,461	1,495	1,533	1,567	1,605
Mar 15	BA:	1,350	1,342	1,352	1,384	1,416	1,450	1,475	1,511	1,548	1,586	1,623
Base	OP:	210	210									
	OT:	1,253	1,299	1,338	1,356	1,401	1,433	1,461	1,495	1,533	1,567	1,605
Orig	BA:	708	1,196	1,188	1,208	1,217	1,235	1,241	1,258	1,277	1,301	1,325
Pres	OP:	749	348									
	OT:	1,094	1,123	1,213	1,241	1,167	1,208	1,213	1,229	1,247	1,270	1,293
Reest -	BA:	0	0	0	0	0	0	0	0	0	0	0
Mar15	OP:	0	0									
	OT:	0	0	0	0	0	0	0	0	0	0	0
Reest -	BA:	642	146	164	176	199	215	234	253	271	285	298
Orig	OP:	-539	-138									
	OT:	159	176	125	115	234	225	248	266	286	297	312



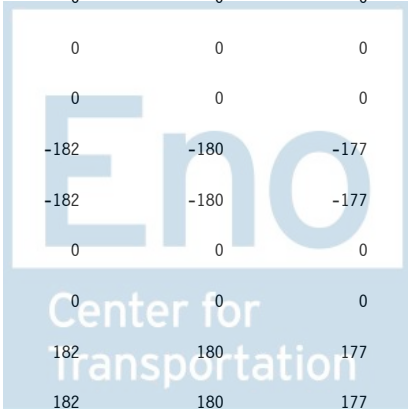
Sorted by FUNC, SFUN, TID, SUB
 (amounts in millions)

		2015	2016	2017	2018	2019	2020	2021	2022	2023	2024	2025
MEDICARE (570)												
075 8393 0 7 571 BS01 58 78 10 A												
Sequester												
Effect of sequestration on HCFAC mandatory spending												
Pres 16	BA:	-57	0	0	0	0	0	0	0	0	0	0
Reest	OP:	-5	-14									
	OT:	-45	-14	-6	-3	0	0	0	0	0	0	0
Mar 15	BA:	-57	-50	0	0	0	0	0	0	0	0	0
Base	OP:	-5	-14									
	OT:	-45	-49	-13	-8	-3	0	0	0	0	0	0
Orig	BA:	0	0	0	0	0	0	0	0	0	0	0
Pres	OP:	0	0									
	OT:	0	0	0	0	0	0	0	0	0	0	0
Reest -	BA:	0	50	0	0	0	0	0	0	0	0	0
Mar15	OP:	0	0									
	OT:	0	35	7	5	3	0	0	0	0	0	0
Reest -	BA:	-57	0	0	0	0	0	0	0	0	0	0
Orig	OP:	-5	-14									
	OT:	-45	-14	-6	-3	0	0	0	0	0	0	0
075 8393 0 7 571 EE01 XX XX 10												
Non-scoreable secondary effect												
Effect of increased funding for RACs												
Pres 16	BA:	0	-53	-124	-206	-303	-363	-412	-450	-476	-488	-495
Reest	OP:	0	0									
	OT:	0	-53	-124	-206	-303	-363	-412	-450	-476	-488	-495
Mar 15	BA:	0	0	0	0	0	0	0	0	0	0	0
Base	OP:	0	0									
	OT:	0	0	0	0	0	0	0	0	0	0	0
Orig	BA:	0	0	-28	-173	-274	-386	-493	-603	-721	-845	-995
Pres	OP:	0	0									
	OT:	0	0	-28	-173	-274	-386	-493	-603	-721	-845	-995
Reest -	BA:	0	-53	-124	-206	-303	-363	-412	-450	-476	-488	-495
Mar15	OP:	0	0									
	OT:	0	-53	-124	-206	-303	-363	-412	-450	-476	-488	-495
Reest -	BA:	0	-53	-96	-33	-29	23	81	153	245	357	500
Orig	OP:	0	0									
	OT:	0	-53	-96	-33	-29	23	81	153	245	357	500



Sorted by FUNC, SFUN, TID, SUB
 (amounts in millions)

		2015	2016	2017	2018	2019	2020	2021	2022	2023	2024	2025
MEDICARE (570)												
075 8393 0 7 571 EE02 XX XX 10												
Non-scoreable secondary effect												
Effect of different baseline assumptions for discretionary HCFAC												
Pres 16	BA:	0	-18	-18	-12	2	41	68	98	129	162	196
Reest	OP:	0	0									
	OT:	0	-18	-18	-12	2	41	68	98	129	162	196
Mar 15	BA:	0	0	0	0	0	0	0	0	0	0	0
Base	OP:	0	0									
	OT:	0	0	0	0	0	0	0	0	0	0	0
Orig	BA:	0	-749	-787	-827	-867	-909	-951	-994	-1,040	-1,088	-1,137
Pres	OP:	0	0									
	OT:	0	-749	-787	-827	-867	-909	-951	-994	-1,040	-1,088	-1,137
Reest -	BA:	0	-18	-18	-12	2	41	68	98	129	162	196
Mar15	OP:	0	0									
	OT:	0	-18	-18	-12	2	41	68	98	129	162	196
Reest -	BA:	0	731	769	815	869	950	1,019	1,092	1,169	1,250	1,333
Orig	OP:	0	0									
	OT:	0	731	769	815	869	950	1,019	1,092	1,169	1,250	1,333
075 8393 0 7 571 EE03 XX XX 10												
Non-scoreable secondary effect												
Pres 16	BA:	0	0	0	0	0	0	0	0	0	0	0
Reest	OP:	0	0									
	OT:	0	0	0	0	0	0	0	0	0	0	0
Mar 15	BA:	0	0	0	0	0	0	0	0	0	0	0
Base	OP:	0	0									
	OT:	0	0	0	0	0	0	0	0	0	0	0
Orig	BA:	0	-32	-177	-179	-187	-185	-184	-182	-180	-177	-177
Pres	OP:	0	0									
	OT:	0	-32	-177	-179	-187	-185	-184	-182	-180	-177	-177
Reest -	BA:	0	0	0	0	0	0	0	0	0	0	0
Mar15	OP:	0	0									
	OT:	0	0	0	0	0	0	0	0	0	0	0
Reest -	BA:	0	32	177	179	187	185	184	182	180	177	177
Orig	OP:	0	0									
	OT:	0	32	177	179	187	185	184	182	180	177	177




Sorted by FUNC, SFUN, TID, SUB
 (amounts in millions)

		2015	2016	2017	2018	2019	2020	2021	2022	2023	2024	2025
MEDICARE (570)												
Account Total for Health care fraud and abuse control account												
Pres 16	BA:	1,965	1,977	1,935	1,911	1,880	1,914	1,938	1,988	2,053	2,135	2,225
Reest	OP:	265	292									
	OT:	1,806	1,875	1,908	1,874	1,859	1,891	1,918	1,966	2,031	2,109	2,200
Mar 15	BA:	1,965	1,994	2,087	2,156	2,228	2,302	2,369	2,449	2,532	2,617	2,702
Base	OP:	265	292									
	OT:	1,806	1,908	2,051	2,109	2,199	2,274	2,342	2,420	2,504	2,585	2,669
Orig	BA:	1,380	1,121	921	774	654	541	420	308	188	66	-83
Pres	OP:	754	348									
	OT:	1,771	1,048	946	807	604	514	392	279	158	35	-115
Reest -	BA:	0	-17	-152	-245	-348	-388	-431	-461	-479	-482	-477
Mar15	OP:	0	0									
	OT:	0	-33	-143	-235	-340	-383	-424	-454	-473	-476	-469
Reest -	BA:	585	856	1,014	1,137	1,226	1,373	1,518	1,680	1,865	2,069	2,308
Orig	OP:	-489	-56									
	OT:	35	827	962	1,067	1,255	1,377	1,526	1,687	1,873	2,074	2,315

Department of Health and Human Services
 Affordable Care Act meidcare shared savings models, SMI
 075 9992 8 7 571 CB01 XX XX 20

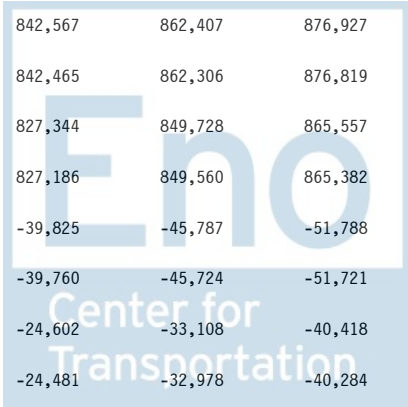
Offsetting Receipts

Pres 16	BA:	0	0	0	0	0	0	0	0	0	0	0
Reest	OP:	0	0									
	OT:	0	0	0	0	0	0	0	0	0	0	0
Mar 15	BA:	0	0	0	0	0	0	0	0	0	0	0
Base	OP:	0	0									
	OT:	0	0	0	0	0	0	0	0	0	0	0
Orig	BA:	-1	-1	-1	-1	-1	-1	-1	-1	-1	-1	-1
Pres	OP:	0	0									
	OT:	-1	-1	-1	-1	-1	-1	-1	-1	-1	-1	-1
Reest -	BA:	0	0	0	0	0	0	0	0	0	0	0
Mar15	OP:	0	0									
	OT:	0	0	0	0	0	0	0	0	0	0	0
Reest -	BA:	1	1	1	1	1	1	1	1	1	1	1
Orig	OP:	0	0									
	OT:	1	1	1	1	1	1	1	1	1	1	1



Sorted by FUNC, SFUN, TID, SUB
 (amounts in millions)

		2015	2016	2017	2018	2019	2020	2021	2022	2023	2024	2025
MEDICARE (570)												
Affordable Care Act medicare shared savings models (HI)												
075 9993 8 7 571 CBO1 XX XX 20												
Offsetting Receipts												
Pres 16	BA:	0	0	0	0	0	0	0	0	0	0	0
Reest	OP:	0	0									
	OT:	0	0	0	0	0	0	0	0	0	0	0
Mar 15	BA:	0	0	0	0	0	0	0	0	0	0	0
Base	OP:	0	0									
	OT:	0	0	0	0	0	0	0	0	0	0	0
Orig	BA:	-2	-2	-2	-2	-2	-2	-2	-2	-2	-2	-2
Pres	OP:	0	0									
	OT:	-2	-2	-2	-2	-2	-2	-2	-2	-2	-2	-2
Reest -	BA:	0	0	0	0	0	0	0	0	0	0	0
Mar15	OP:	0	0									
	OT:	0	0	0	0	0	0	0	0	0	0	0
Reest -	BA:	2	2	2	2	2	2	2	2	2	2	2
Orig	OP:	0	0									
	OT:	2	2	2	2	2	2	2	2	2	2	2
Subfunction Total for 571 Medicare (571)												
Pres 16	BA:	540,230	576,202	564,319	564,786	626,885	666,996	713,800	802,742	816,620	825,139	935,922
Reest	OP:	920	929									
	OT:	539,903	576,025	564,260	564,733	626,857	666,965	713,769	802,705	816,582	825,098	935,882
Mar 15	BA:	533,869	567,270	569,667	581,478	650,377	696,871	747,468	842,567	862,407	876,927	992,320
Base	OP:	920	929									
	OT:	533,542	567,126	569,580	581,374	650,287	696,780	747,374	842,465	862,306	876,819	992,207
Orig	BA:	560,430	589,984	590,676	592,396	652,367	696,952	742,899	827,344	849,728	865,557	962,234
Pres	OP:	77,508	64,361									
	OT:	536,427	589,720	590,611	592,307	652,226	696,833	742,756	827,186	849,560	865,382	962,051
Reest -	BA:	6,361	8,932	-5,348	-16,692	-23,492	-29,875	-33,668	-39,825	-45,787	-51,788	-56,398
Mar15	OP:	0	0									
	OT:	6,361	8,899	-5,320	-16,641	-23,430	-29,815	-33,605	-39,760	-45,724	-51,721	-56,325
Reest -	BA:	-20,200	-13,782	-26,357	-27,610	-25,482	-29,956	-29,099	-24,602	-33,108	-40,418	-26,312
Orig	OP:	-76,588	-63,432									
	OT:	3,476	-13,695	-26,351	-27,574	-25,369	-29,868	-28,987	-24,481	-32,978	-40,284	-26,169



Sorted by FUNC, SFUN, TID, SUB
 (amounts in millions)

		2015	2016	2017	2018	2019	2020	2021	2022	2023	2024	2025
Function Total for 570 MEDICARE (570)												
Pres 16	BA:	540,230	582,142	576,297	576,991	640,412	681,465	729,296	820,107	838,468	848,394	935,922
Reest	OP:	920	929									
	OT:	539,903	580,480	576,226	576,907	640,216	681,314	729,134	819,834	837,365	847,031	940,432
Mar 15	BA:	533,869	567,270	569,667	581,478	650,377	696,871	747,468	842,567	862,407	876,927	992,320
Base	OP:	920	929									
	OT:	533,542	567,126	569,580	581,374	650,287	696,780	747,374	842,465	862,306	876,819	992,207
Orig	BA:	560,430	589,984	590,676	592,396	652,367	696,952	742,899	827,344	849,728	865,557	962,234
Pres	OP:	77,508	64,361									
	OT:	536,427	589,720	590,611	592,307	652,226	696,833	742,756	827,186	849,560	865,382	962,051
Reest -	BA:	6,361	14,872	6,630	-4,487	-9,965	-15,406	-18,172	-22,460	-23,939	-28,533	-56,398
Mar15	OP:	0	0									
	OT:	6,361	13,354	6,646	-4,467	-10,071	-15,466	-18,240	-22,631	-24,941	-29,788	-51,775
Reest -	BA:	-20,200	-7,842	-14,379	-15,405	-11,955	-15,487	-13,603	-7,237	-11,260	-17,163	-26,312
Orig	OP:	-76,588	-63,432									
	OT:	3,476	-9,240	-14,385	-15,400	-12,010	-15,519	-13,622	-7,352	-12,195	-18,351	-21,619



Sorted by FUNC, SFUN, TID, SUB
(amounts in millions)

2015 2016 2017 2018 2019 2020 2021 2022 2023 2024 2025




Sorted by FUNC, SFUN, TID, SUB
 (amounts in millions)

		2015	2016	2017	2018	2019	2020	2021	2022	2023	2024	2025
INCOME SECURITY (600)												
INCOME SECURITY (600)												
Allowances												
Allowances												
Function plug for 600												
099 9999 9 9 600 AC01 HS HS 03 CH												
Appropriation - Existing Law Change												
U Visas, Department of Homeland Security General Provisions, Section 539												
Pres 16	BA:	0	21	53	91	120	161	203	246	282	333	396
Reest	OP:	0	0									
	OT:	0	21	53	91	120	161	203	246	282	333	396
Mar 15	BA:	0	0	0	0	0	0	0	0	0	0	0
Base	OP:	0	0									
	OT:	0	0	0	0	0	0	0	0	0	0	0
Orig	BA:	0	0	0	0	0	0	0	0	0	0	0
Pres	OP:	0	0									
	OT:	0	0	0	0	0	0	0	0	0	0	0
Reest -	BA:	0	21	53	91	120	161	203	246	282	333	396
Mar15	OP:	0	0									
	OT:	0	21	53	91	120	161	203	246	282	333	396
Reest -	BA:	0	21	53	91	120	161	203	246	282	333	396
Orig	OP:	0	0									
	OT:	0	21	53	91	120	161	203	246	282	333	396



Sorted by FUNC, SFUN, TID, SUB
 (amounts in millions)

		2015	2016	2017	2018	2019	2020	2021	2022	2023	2024	2025
INCOME SECURITY (600)												
099 9999 9 9 600 AC03 FA FA 03 CH												
Appropriation - Existing Law Change												
Special Immigrant Visas, Department of State General Provisions, Section 7024(o)												
Pres 16	BA:	0	22	61	70	65	59	57	57	56	54	55
Reest	OP:	0	0									
	OT:	0	22	61	70	65	59	57	57	56	54	55
Mar 15	BA:	0	0	0	0	0	0	0	0	0	0	0
Base	OP:	0	0									
	OT:	0	0	0	0	0	0	0	0	0	0	0
Orig	BA:	0	0	0	0	0	0	0	0	0	0	0
Pres	OP:	0	0									
	OT:	0	0	0	0	0	0	0	0	0	0	0
Reest -	BA:	0	22	61	70	65	59	57	57	56	54	55
Mar15	OP:	0	0									
	OT:	0	22	61	70	65	59	57	57	56	54	55
Reest -	BA:	0	22	61	70	65	59	57	57	56	54	55
Orig	OP:	0	0									
	OT:	0	22	61	70	65	59	57	57	56	54	55
Account Total for Function plug for 600												
Pres 16	BA:	0	43	114	161	185	220	260	303	338	387	451
Reest	OP:	0	0									
	OT:	0	43	114	161	185	220	260	303	338	387	451
Mar 15	BA:	0	0	0	0	0	0	0	0	0	0	0
Base	OP:	0	0									
	OT:	0	0	0	0	0	0	0	0	0	0	0
Orig	BA:	0	0	0	0	0	0	0	0	0	0	0
Pres	OP:	0	0									
	OT:	0	0	0	0	0	0	0	0	0	0	0
Reest -	BA:	0	43	114	161	185	220	260	303	338	387	451
Mar15	OP:	0	0									
	OT:	0	43	114	161	185	220	260	303	338	387	451
Reest -	BA:	0	43	114	161	185	220	260	303	338	387	451
Orig	OP:	0	0									
	OT:	0	43	114	161	185	220	260	303	338	387	451



Sorted by FUNC, SFUN, TID, SUB
 (amounts in millions)

		2015	2016	2017	2018	2019	2020	2021	2022	2023	2024	2025
INCOME SECURITY (600)												
Subfunction	Total for 600 INCOME SECURITY (600)											
Pres 16	BA:	0	43	114	161	185	220	260	303	338	387	451
Reest	OP:	0	0									
	OT:	0	43	114	161	185	220	260	303	338	387	451
Mar 15	BA:	0	0	0	0	0	0	0	0	0	0	0
Base	OP:	0	0									
	OT:	0	0	0	0	0	0	0	0	0	0	0
Orig	BA:	0	0	0	0	0	0	0	0	0	0	0
Pres	OP:	0	0									
	OT:	0	0	0	0	0	0	0	0	0	0	0
Reest -	BA:	0	43	114	161	185	220	260	303	338	387	451
Mar15	OP:	0	0									
	OT:	0	43	114	161	185	220	260	303	338	387	451
Reest -	BA:	0	43	114	161	185	220	260	303	338	387	451
Orig	OP:	0	0									
	OT:	0	43	114	161	185	220	260	303	338	387	451



Sorted by FUNC, SFUN, TID, SUB
(amounts in millions)

	2015	2016	2017	2018	2019	2020	2021	2022	2023	2024	2025
INCOME SECURITY (600)											



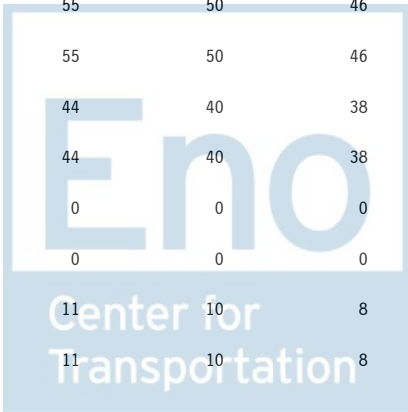
Sorted by FUNC, SFUN, TID, SUB
 (amounts in millions)

		2015	2016	2017	2018	2019	2020	2021	2022	2023	2024	2025
INCOME SECURITY (600)												
General retirement and disability insurance (excluding social security) (601)												
Department of Labor												
Office of Workers' Compensation Programs												
Special benefits for disabled coal miners												
016 0169 0 1 601 AA01 LA LA 10 N												
Appropriation												
Pres 16	BA:	116	103	93	83	75	68	61	55	50	46	41
Reest	OP:	0	0									
	OT:	116	103	93	83	75	68	61	55	50	46	41
Mar 15	BA:	116	103	93	83	75	68	61	55	50	46	41
Base	OP:	0	0									
	OT:	116	103	93	83	75	68	61	55	50	46	41
Orig	BA:	77	69	61	55	49	43	39	34	31	30	29
Pres	OP:	10	0									
	OT:	87	69	61	55	49	43	39	34	31	30	29
Reest -	BA:	0	0	0	0	0	0	0	0	0	0	0
Mar15	OP:	0	0									
	OT:	0	0	0	0	0	0	0	0	0	0	0
Reest -	BA:	39	34	32	28	26	25	22	21	19	16	12
Orig	OP:	-10	0									
	OT:	29	34	32	28	26	25	22	21	19	16	12



Sorted by FUNC, SFUN, TID, SUB
 (amounts in millions)

		2015	2016	2017	2018	2019	2020	2021	2022	2023	2024	2025
INCOME SECURITY (600)												
016 0169 0 1 601 AD01 LA LA 10												
Advance Appropriation												
Pres 16	BA:	0	0	0	0	0	0	0	0	0	0	0
Reest	OP:	0	0									
	OT:	0	0	0	0	0	0	0	0	0	0	0
Mar 15	BA:	0	0	0	0	0	0	0	0	0	0	0
Base	OP:	0	0									
	OT:	0	0	0	0	0	0	0	0	0	0	0
Orig	BA:	24	21	19	16	14	13	11	10	9	8	7
Pres	OP:	0	0									
	OT:	24	21	19	16	14	13	11	10	9	8	7
Reest -	BA:	0	0	0	0	0	0	0	0	0	0	0
Mar15	OP:	0	0									
	OT:	0	0	0	0	0	0	0	0	0	0	0
Reest -	BA:	-24	-21	-19	-16	-14	-13	-11	-10	-9	-8	-7
Orig	OP:	0	0									
	OT:	-24	-21	-19	-16	-14	-13	-11	-10	-9	-8	-7
Account Total for Special benefits for disabled coal miners												
Pres 16	BA:	116	103	93	83	75	68	61	55	50	46	41
Reest	OP:	0	0									
	OT:	116	103	93	83	75	68	61	55	50	46	41
Mar 15	BA:	116	103	93	83	75	68	61	55	50	46	41
Base	OP:	0	0									
	OT:	116	103	93	83	75	68	61	55	50	46	41
Orig	BA:	101	90	80	71	63	56	50	44	40	38	36
Pres	OP:	10	0									
	OT:	111	90	80	71	63	56	50	44	40	38	36
Reest -	BA:	0	0	0	0	0	0	0	0	0	0	0
Mar15	OP:	0	0									
	OT:	0	0	0	0	0	0	0	0	0	0	0
Reest -	BA:	15	13	13	12	12	12	11	11	10	8	5
Orig	OP:	-10	0									
	OT:	5	13	13	12	12	12	11	11	10	8	5



Sorted by FUNC, SFUN, TID, SUB
 (amounts in millions)

		2015	2016	2017	2018	2019	2020	2021	2022	2023	2024	2025
INCOME SECURITY (600)												
Special benefits												
016 1521 0 1 601 AA01 LA LA 10 0												
Appropriation												
Pres 16	BA:	3	3	3	3	3	3	4	4	4	4	4
Reest	OP:	0	0									
	OT:	3	3	3	3	3	3	4	4	4	4	4
Mar 15	BA:	3	3	3	3	3	3	4	4	4	4	4
Base	OP:	0	0									
	OT:	3	3	3	3	3	3	4	4	4	4	4
Orig	BA:	3	3	3	3	3	3	3	3	3	3	3
Pres	OP:	0	0									
	OT:	3	3	3	3	3	3	3	3	3	3	3
Reest -	BA:	0	0	0	0	0	0	0	0	0	0	0
Mar15	OP:	0	0									
	OT:	0	0	0	0	0	0	0	0	0	0	0
Reest -	BA:	0	0	0	0	0	0	1	1	1	1	1
Orig	OP:	0	0									
	OT:	0	0	0	0	0	0	1	1	1	1	1



Sorted by FUNC, SFUN, TID, SUB
 (amounts in millions)

		2015	2016	2017	2018	2019	2020	2021	2022	2023	2024	2025
INCOME SECURITY (600)												
Employee benefits security administration												
Salaries and expenses												
016 1700 0 1 601 AA01 LA LA 03 0												
Appropriation												
Pres 16	BA:	181	208	212	216	219	221	225	230	234	239	244
Reest	OP:	45	45									
	OT:	179	199	208	212	216	218	222	226	230	235	240
Mar 15	BA:	181	186	193	199	206	214	221	229	236	244	253
Base	OP:	45	45									
	OT:	179	183	189	195	202	209	217	224	231	239	248
Orig	BA:	182	208	212	216	219	221	225	230	234	239	244
Pres	OP:	57	47									
	OT:	192	201	211	215	218	221	224	228	233	238	243
Reest -	BA:	0	22	19	17	13	7	4	1	-2	-5	-9
Mar15	OP:	0	0									
	OT:	0	16	19	17	14	9	5	2	-1	-4	-8
Reest -	BA:	-1	0	0	0	0	0	0	0	0	0	0
Orig	OP:	-12	-2									
	OT:	-13	-2	-3	-3	-2	-3	-2	-2	-3	-3	-3




Sorted by FUNC, SFUN, TID, SUB
 (amounts in millions)

		2015	2016	2017	2018	2019	2020	2021	2022	2023	2024	2025
INCOME SECURITY (600)												
Pension Benefit Guaranty Corporation												
Pension benefit guaranty corporation fund												
016 4204 0 3 601 BD05 29 78 10 N												
Public Enterprise Fund												
PBGC Net Outlays minus Interest												
Pres 16	BA:	0	0	0	0	0	0	0	0	0	0	0
Reest	OP:	0	0									
	OT:	-1,121	-2,014	-1,573	-875	-413	91	881	1,658	2,090	1,431	1,200
Mar 15	BA:	0	0	0	0	0	0	0	0	0	0	0
Base	OP:	0	0									
	OT:	-1,121	-2,014	-1,573	-875	-413	91	881	1,658	2,090	1,431	1,200
Orig	BA:	0	0	0	-1	1	0	-1	0	0	0	0
Pres	OP:	227	0									
	OT:	-1,654	-2,900	-2,628	-2,782	-2,295	-1,664	-1,154	-583	-147	105	640
Reest -	BA:	0	0	0	0	0	0	0	0	0	0	0
Mar15	OP:	0	0									
	OT:	0	0	0	0	0	0	0	0	0	0	0
Reest -	BA:	0	0	0	1	-1	0	1	0	0	0	0
Orig	OP:	-227	0									
	OT:	533	886	1,055	1,907	1,882	1,755	2,035	2,241	2,237	1,326	560




Sorted by FUNC, SFUN, TID, SUB
 (amounts in millions)

		2015	2016	2017	2018	2019	2020	2021	2022	2023	2024	2025
INCOME SECURITY (600)												
016 4204 0 3 601 BD06 29 78 10 N WI1												
Public Enterprise Fund												
PBGC Interest												
Pres 16	BA:	0	0	0	0	0	0	0	0	0	0	0
Reest	OP:	0	0									
	OT:	-799	-1,042	-1,356	-1,659	-1,866	-2,027	-2,131	-2,194	-2,220	-2,243	-2,301
Mar 15	BA:	0	0	0	0	0	0	0	0	0	0	0
Base	OP:	0	0									
	OT:	-799	-1,042	-1,356	-1,659	-1,866	-2,027	-2,131	-2,194	-2,220	-2,243	-2,301
Orig	BA:	0	0	0	0	0	0	0	0	0	0	0
Pres	OP:	0	0									
	OT:	0	0	0	0	0	0	0	0	0	0	0
Reest -	BA:	0	0	0	0	0	0	0	0	0	0	0
Mar15	OP:	0	0									
	OT:	0	0	0	0	0	0	0	0	0	0	0
Reest -	BA:	0	0	0	0	0	0	0	0	0	0	0
Orig	OP:	0	0									
	OT:	-799	-1,042	-1,356	-1,659	-1,866	-2,027	-2,131	-2,194	-2,220	-2,243	-2,301
016 4204 0 3 601 BS01 29 78 10 A												
Sequester												
Pres 16	BA:	-9	0	0	0	0	0	0	0	0	0	0
Reest	OP:	0	0									
	OT:	0	0	0	0	0	0	0	0	0	0	0
Mar 15	BA:	-9	-9	0	0	0	0	0	0	0	0	0
Base	OP:	0	0									
	OT:	0	0	0	0	0	0	0	0	0	0	0
Orig	BA:	0	0	0	0	0	0	0	0	0	0	0
Pres	OP:	0	0									
	OT:	0	0	0	0	0	0	0	0	0	0	0
Reest -	BA:	0	9	0	0	0	0	0	0	0	0	0
Mar15	OP:	0	0									
	OT:	0	0	0	0	0	0	0	0	0	0	0
Reest -	BA:	-9	0	0	0	0	0	0	0	0	0	0
Orig	OP:	0	0									
	OT:	0	0	0	0	0	0	0	0	0	0	0



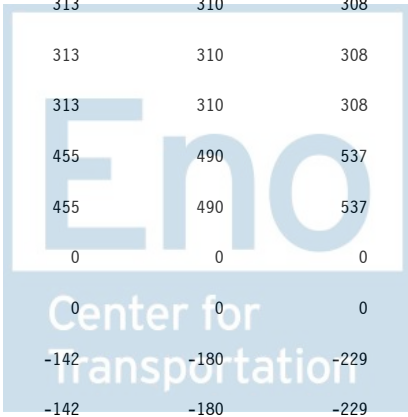
Sorted by FUNC, SFUN, TID, SUB
 (amounts in millions)

		2015	2016	2017	2018	2019	2020	2021	2022	2023	2024	2025
INCOME SECURITY (600)												
016 4204 0 3 601 EA01 29 78 10												
Proposed Legislation												
PBGC policy												
Pres 16	BA:	0	0	0	0	0	0	0	0	0	0	0
Reest	OP:	0	0									
	OT:	0	0	90	80	-1,012	-1,223	-1,515	-1,779	-2,143	-1,455	-1,235
Mar 15	BA:	0	0	0	0	0	0	0	0	0	0	0
Base	OP:	0	0									
	OT:	0	0	0	0	0	0	0	0	0	0	0
Orig	BA:	0	0	0	0	0	0	0	0	0	0	0
Pres	OP:	0	179									
	OT:	0	179	179	-1,194	-1,460	-1,822	-2,138	-2,588	-3,025	-3,402	-3,731
Reest -	BA:	0	0	0	0	0	0	0	0	0	0	0
Mar15	OP:	0	0									
	OT:	0	0	90	80	-1,012	-1,223	-1,515	-1,779	-2,143	-1,455	-1,235
Reest -	BA:	0	0	0	0	0	0	0	0	0	0	0
Orig	OP:	0	-179									
	OT:	0	-179	-89	1,274	448	599	623	809	882	1,947	2,496
016 4204 0 3 601 EA02 29 78 10												
Proposed Legislation												
Pres 16	BA:	0	0	0	0	0	0	0	0	0	0	0
Reest	OP:	0	0									
	OT:	0	0	0	0	0	0	0	0	0	0	0
Mar 15	BA:	0	0	0	0	0	0	0	0	0	0	0
Base	OP:	0	0									
	OT:	0	0	0	0	0	0	0	0	0	0	0
Orig	BA:	0	0	0	0	0	0	0	0	0	0	0
Pres	OP:	0	0									
	OT:	0	8	13	-20	-69	-131	-202	-291	-397	-521	-660
Reest -	BA:	0	0	0	0	0	0	0	0	0	0	0
Mar15	OP:	0	0									
	OT:	0	0	0	0	0	0	0	0	0	0	0
Reest -	BA:	0	0	0	0	0	0	0	0	0	0	0
Orig	OP:	0	0									
	OT:	0	-8	-13	20	69	131	202	291	397	521	660




Sorted by FUNC, SFUN, TID, SUB
 (amounts in millions)

		2015	2016	2017	2018	2019	2020	2021	2022	2023	2024	2025
INCOME SECURITY (600)												
Account Total for Pension benefit guaranty corporation fund												
Pres 16	BA:	-9	0	0	0	0	0	0	0	0	0	0
Reest	OP:	0	0									
	OT:	-1,920	-3,056	-2,839	-2,454	-3,291	-3,159	-2,765	-2,315	-2,273	-2,267	-2,336
Mar 15	BA:	-9	-9	0	0	0	0	0	0	0	0	0
Base	OP:	0	0									
	OT:	-1,920	-3,056	-2,929	-2,534	-2,279	-1,936	-1,250	-536	-130	-812	-1,101
Orig	BA:	0	0	0	-1	1	0	-1	0	0	0	0
Pres	OP:	227	179									
	OT:	-1,654	-2,713	-2,436	-3,996	-3,824	-3,617	-3,494	-3,462	-3,569	-3,818	-3,751
Reest -	BA:	0	9	0	0	0	0	0	0	0	0	0
Mar15	OP:	0	0									
	OT:	0	0	90	80	-1,012	-1,223	-1,515	-1,779	-2,143	-1,455	-1,235
Reest -	BA:	-9	0	0	1	-1	0	1	0	0	0	0
Orig	OP:	-227	-179									
	OT:	-266	-343	-403	1,542	533	458	729	1,147	1,296	1,551	1,415
Office of Workers' Compensation Programs												
Black Lung Disability Trust Fund												
016 8144 0 7 601 AA01 LA LA 10 N												
Appropriation												
Pres 16	BA:	292	308	322	329	322	320	316	313	310	308	309
Reest	OP:	0	0									
	OT:	292	308	322	329	322	320	316	313	310	308	309
Mar 15	BA:	292	308	322	329	322	320	316	313	310	308	309
Base	OP:	0	0									
	OT:	292	308	322	329	322	320	316	313	310	308	309
Orig	BA:	320	341	388	437	346	383	438	455	490	537	573
Pres	OP:	13	0									
	OT:	333	341	388	437	346	383	438	455	490	537	573
Reest -	BA:	0	0	0	0	0	0	0	0	0	0	0
Mar15	OP:	0	0									
	OT:	0	0	0	0	0	0	0	0	0	0	0
Reest -	BA:	-28	-33	-66	-108	-24	-63	-122	-142	-180	-229	-264
Orig	OP:	-13	0									
	OT:	-41	-33	-66	-108	-24	-63	-122	-142	-180	-229	-264




Sorted by FUNC, SFUN, TID, SUB
 (amounts in millions)

		2015	2016	2017	2018	2019	2020	2021	2022	2023	2024	2025
INCOME SECURITY (600)												
016 8144 0 7 601 BS01 29 87 10 A												
Sequester												
Pres 16	BA:	-4	0	0	0	0	0	0	0	0	0	0
Reest	OP:	0	-1									
	OT:	-3	-1	0	0	0	0	0	0	0	0	0
Mar 15	BA:	-4	-4	0	0	0	0	0	0	0	0	0
Base	OP:	0	-1									
	OT:	-3	-4	-1	0	0	0	0	0	0	0	0
Orig	BA:	0	0	0	0	0	0	0	0	0	0	0
Pres	OP:	0	0									
	OT:	0	0	0	0	0	0	0	0	0	0	0
Reest -	BA:	0	4	0	0	0	0	0	0	0	0	0
Mar15	OP:	0	0									
	OT:	0	3	1	0	0	0	0	0	0	0	0
Reest -	BA:	-4	0	0	0	0	0	0	0	0	0	0
Orig	OP:	0	-1									
	OT:	-3	-1	0	0	0	0	0	0	0	0	0
016 8144 0 7 601 BS20 29 87 10 A												
Sequester												
Pop up												
Pres 16	BA:	4	4	0	0	0	0	0	0	0	0	0
Reest	OP:	0	1									
	OT:	3	4	1	0	0	0	0	0	0	0	0
Mar 15	BA:	4	4	4	0	0	0	0	0	0	0	0
Base	OP:	0	1									
	OT:	3	4	4	1	0	0	0	0	0	0	0
Orig	BA:	0	0	0	0	0	0	0	0	0	0	0
Pres	OP:	0	0									
	OT:	0	0	0	0	0	0	0	0	0	0	0
Reest -	BA:	0	0	-4	0	0	0	0	0	0	0	0
Mar15	OP:	0	0									
	OT:	0	0	-3	-1	0	0	0	0	0	0	0
Reest -	BA:	4	4	0	0	0	0	0	0	0	0	0
Orig	OP:	0	1									
	OT:	3	4	1	0	0	0	0	0	0	0	0



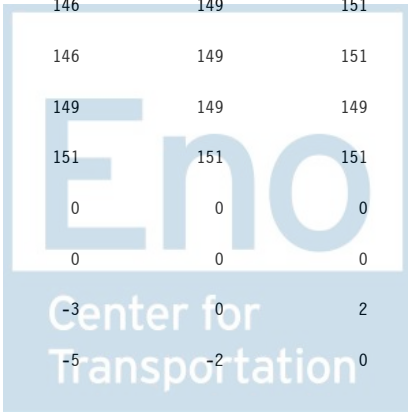
Sorted by FUNC, SFUN, TID, SUB
 (amounts in millions)

		2015	2016	2017	2018	2019	2020	2021	2022	2023	2024	2025
INCOME SECURITY (600)												
Account Total for Black Lung Disability Trust Fund												
Pres 16	BA:	292	312	322	329	322	320	316	313	310	308	309
Reest	OP:	0	0									
	OT:	292	311	323	329	322	320	316	313	310	308	309
Mar 15	BA:	292	308	326	329	322	320	316	313	310	308	309
Base	OP:	0	0									
	OT:	292	308	325	330	322	320	316	313	310	308	309
Orig	BA:	320	341	388	437	346	383	438	455	490	537	573
Pres	OP:	13	0									
	OT:	333	341	388	437	346	383	438	455	490	537	573
Reest -	BA:	0	4	-4	0	0	0	0	0	0	0	0
Mar15	OP:	0	0									
	OT:	0	3	-2	-1	0	0	0	0	0	0	0
Reest -	BA:	-28	-29	-66	-108	-24	-63	-122	-142	-180	-229	-264
Orig	OP:	-13	0									
	OT:	-41	-30	-65	-108	-24	-63	-122	-142	-180	-229	-264
Special workers' compensation												
016 9971 0 7 601 AA01 LA LA 03 0												
Appropriation												
Pres 16	BA:	2	2	2	2	2	2	2	2	2	2	2
Reest	OP:	0	0									
	OT:	2	2	2	2	2	2	2	2	2	2	2
Mar 15	BA:	2	2	2	2	2	2	2	2	2	2	2
Base	OP:	0	0									
	OT:	2	2	2	2	2	2	2	2	2	2	2
Orig	BA:	2	2	2	2	2	2	2	2	2	2	2
Pres	OP:	0	0									
	OT:	2	2	2	2	2	2	2	2	2	2	2
Reest -	BA:	0	0	0	0	0	0	0	0	0	0	0
Mar15	OP:	0	0									
	OT:	0	0	0	0	0	0	0	0	0	0	0
Reest -	BA:	0	0	0	0	0	0	0	0	0	0	0
Orig	OP:	0	0									
	OT:	0	0	0	0	0	0	0	0	0	0	0



Sorted by FUNC, SFUN, TID, SUB
 (amounts in millions)

		2015	2016	2017	2018	2019	2020	2021	2022	2023	2024	2025
INCOME SECURITY (600)												
016 9971 0 7 601 BB01 29 87 10 N												
Trust Fund												
Pres 16	BA:	127	129	131	134	136	139	142	144	147	149	152
Reest	OP:	0	0									
	OT:	127	129	131	134	136	139	142	144	147	149	152
Mar 15	BA:	127	129	131	134	136	139	142	144	147	149	152
Base	OP:	0	0									
	OT:	127	129	131	134	136	139	142	144	147	149	152
Orig	BA:	147	147	147	147	147	147	147	147	147	147	147
Pres	OP:	3	3									
	OT:	128	135	149	149	149	149	149	149	149	149	149
Reest -	BA:	0	0	0	0	0	0	0	0	0	0	0
Mar15	OP:	0	0									
	OT:	0	0	0	0	0	0	0	0	0	0	0
Reest -	BA:	-20	-18	-16	-13	-11	-8	-5	-3	0	2	5
Orig	OP:	-3	-3									
	OT:	-1	-6	-18	-15	-13	-10	-7	-5	-2	0	3
Account Total for Special workers' compensation												
Pres 16	BA:	129	131	133	136	138	141	144	146	149	151	154
Reest	OP:	0	0									
	OT:	129	131	133	136	138	141	144	146	149	151	154
Mar 15	BA:	129	131	133	136	138	141	144	146	149	151	154
Base	OP:	0	0									
	OT:	129	131	133	136	138	141	144	146	149	151	154
Orig	BA:	149	149	149	149	149	149	149	149	149	149	149
Pres	OP:	3	3									
	OT:	130	137	151	151	151	151	151	151	151	151	151
Reest -	BA:	0	0	0	0	0	0	0	0	0	0	0
Mar15	OP:	0	0									
	OT:	0	0	0	0	0	0	0	0	0	0	0
Reest -	BA:	-20	-18	-16	-13	-11	-8	-5	-3	0	2	5
Orig	OP:	-3	-3									
	OT:	-1	-6	-18	-15	-13	-10	-7	-5	-2	0	3



Sorted by FUNC, SFUN, TID, SUB
 (amounts in millions)

		2015	2016	2017	2018	2019	2020	2021	2022	2023	2024	2025
INCOME SECURITY (600)												
District of Columbia												
District of Columbia General and Special Payments												
Federal payment to the District of Columbia pension fund												
020 1714 0 1 601 BA01 32 82 10 N												
Federal Fund												
Pres 16	BA:	509	494	474	483	508	527	553	513	513	502	465
Reest	OP:	0	0									
	OT:	509	494	474	483	508	527	553	513	513	502	465
Mar 15	BA:	509	494	474	483	508	527	553	513	513	502	465
Base	OP:	0	0									
	OT:	509	494	474	483	508	527	553	513	513	502	465
Orig	BA:	509	494	474	483	508	527	553	513	513	502	465
Pres	OP:	0	0									
	OT:	509	494	474	483	508	527	553	513	513	502	465
Reest -	BA:	0	0	0	0	0	0	0	0	0	0	0
Mar15	OP:	0	0									
	OT:	0	0	0	0	0	0	0	0	0	0	0
Reest -	BA:	0	0	0	0	0	0	0	0	0	0	0
Orig	OP:	0	0									
	OT:	0	0	0	0	0	0	0	0	0	0	0



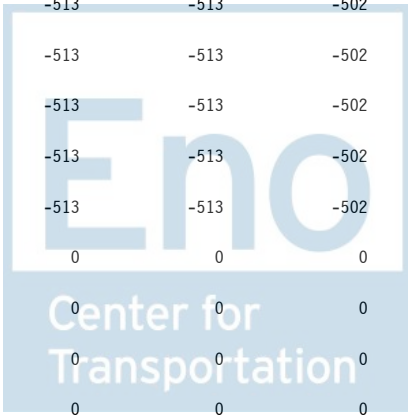
Sorted by FUNC, SFUN, TID, SUB
 (amounts in millions)

		2015	2016	2017	2018	2019	2020	2021	2022	2023	2024	2025
INCOME SECURITY (600)												
District of Columbia Federal pension fund												
020 5511 0 2 601 BA01 32 82 10 N												
Federal Fund												
Pres 16	BA:	544	552	560	563	565	565	564	561	556	550	542
Reest	OP:	0	0									
	OT:	549	555	560	563	565	565	564	561	556	550	542
Mar 15	BA:	544	552	560	563	565	565	564	561	556	550	542
Base	OP:	0	0									
	OT:	549	555	560	563	565	565	564	561	556	550	542
Orig	BA:	569	574	569	598	641	680	726	704	720	720	695
Pres	OP:	65	0									
	OT:	634	574	569	582	583	585	583	580	577	571	564
Reest -	BA:	0	0	0	0	0	0	0	0	0	0	0
Mar15	OP:	0	0									
	OT:	0	0	0	0	0	0	0	0	0	0	0
Reest -	BA:	-25	-22	-9	-35	-76	-115	-162	-143	-164	-170	-153
Orig	OP:	-65	0									
	OT:	-85	-19	-9	-19	-18	-20	-19	-19	-21	-21	-22
020 5511 0 2 601 BS01 32 82 10 A												
Sequester												
Pres 16	BA:	-1	0	0	0	0	0	0	0	0	0	0
Reest	OP:	0	0									
	OT:	-1	0	0	0	0	0	0	0	0	0	0
Mar 15	BA:	-1	-1	0	0	0	0	0	0	0	0	0
Base	OP:	0	0									
	OT:	-1	-1	0	0	0	0	0	0	0	0	0
Orig	BA:	0	0	0	0	0	0	0	0	0	0	0
Pres	OP:	0	0									
	OT:	0	0	0	0	0	0	0	0	0	0	0
Reest -	BA:	0	1	0	0	0	0	0	0	0	0	0
Mar15	OP:	0	0									
	OT:	0	1	0	0	0	0	0	0	0	0	0
Reest -	BA:	-1	0	0	0	0	0	0	0	0	0	0
Orig	OP:	0	0									
	OT:	-1	0	0	0	0	0	0	0	0	0	0



Sorted by FUNC, SFUN, TID, SUB
 (amounts in millions)

		2015	2016	2017	2018	2019	2020	2021	2022	2023	2024	2025
INCOME SECURITY (600)												
Account Total for District of Columbia Federal pension fund												
Pres 16	BA:	543	552	560	563	565	565	564	561	556	550	542
Reest	OP:	0	0									
	OT:	548	555	560	563	565	565	564	561	556	550	542
Mar 15	BA:	543	551	560	563	565	565	564	561	556	550	542
Base	OP:	0	0									
	OT:	548	554	560	563	565	565	564	561	556	550	542
Orig	BA:	569	574	569	598	641	680	726	704	720	720	695
Pres	OP:	65	0									
	OT:	634	574	569	582	583	585	583	580	577	571	564
Reest -	BA:	0	1	0	0	0	0	0	0	0	0	0
Mar15	OP:	0	0									
	OT:	0	1	0	0	0	0	0	0	0	0	0
Reest -	BA:	-26	-22	-9	-35	-76	-115	-162	-143	-164	-170	-153
Orig	OP:	-65	0									
	OT:	-86	-19	-9	-19	-18	-20	-19	-19	-21	-21	-22
Federal payment to the Federal supplemental District of Columbia pension 020 9991 8 1 601 CB01 XX XX 10 N												
Offsetting Receipts												
Offsetting Receipt(Fed Payment to DC Pension Fund)												
Pres 16	BA:	-509	-494	-474	-483	-508	-527	-553	-513	-513	-502	-465
Reest	OP:	0	0									
	OT:	-509	-494	-474	-483	-508	-527	-553	-513	-513	-502	-465
Mar 15	BA:	-509	-494	-474	-483	-508	-527	-553	-513	-513	-502	-465
Base	OP:	0	0									
	OT:	-509	-494	-474	-483	-508	-527	-553	-513	-513	-502	-465
Orig	BA:	-509	-494	-474	-483	-508	-527	-553	-513	-513	-502	-465
Pres	OP:	0	0									
	OT:	-509	-494	-474	-483	-508	-527	-553	-513	-513	-502	-465
Reest -	BA:	0	0	0	0	0	0	0	0	0	0	0
Mar15	OP:	0	0									
	OT:	0	0	0	0	0	0	0	0	0	0	0
Reest -	BA:	0	0	0	0	0	0	0	0	0	0	0
Orig	OP:	0	0									
	OT:	0	0	0	0	0	0	0	0	0	0	0



Sorted by FUNC, SFUN, TID, SUB
 (amounts in millions)

		2015	2016	2017	2018	2019	2020	2021	2022	2023	2024	2025
INCOME SECURITY (600)												
Department of the Treasury												
Department of the Treasury												
Interest Payments on advances to Railroad Retirement												
020 9995 8 7 601 CB01 XX XX 10 N												
Offsetting Receipts												
Railroad SSEB Repayments of Interest to Treasury (Receipt)												
Pres 16	BA:	-103	-110	-136	-155	-170	-184	-200	-203	-206	-207	-209
Reest	OP:	0	0									
	OT:	-103	-110	-136	-155	-170	-184	-200	-203	-206	-207	-209
Mar 15	BA:	-103	-110	-136	-155	-170	-184	-200	-203	-206	-207	-209
Base	OP:	0	0									
	OT:	-103	-110	-136	-155	-170	-184	-200	-203	-206	-207	-209
Orig	BA:	-103	-110	-136	-155	-170	-184	-200	-203	-206	-207	-209
Pres	OP:	0	0									
	OT:	-103	-110	-136	-155	-170	-184	-200	-203	-206	-207	-209
Reest -	BA:	0	0	0	0	0	0	0	0	0	0	0
Mar15	OP:	0	0									
	OT:	0	0	0	0	0	0	0	0	0	0	0
Reest -	BA:	0	0	0	0	0	0	0	0	0	0	0
Orig	OP:	0	0									
	OT:	0	0	0	0	0	0	0	0	0	0	0




Sorted by FUNC, SFUN, TID, SUB
 (amounts in millions)

		2015	2016	2017	2018	2019	2020	2021	2022	2023	2024	2025
INCOME SECURITY (600)												
Railroad Retirement Board												
Railroad Retirement Board												
Dual Benefits Payments Account												
060 0111 0 1 601 AA01 LA LA 03 N												
Appropriation												
Pres 16	BA:	31	27	28	28	28	29	29	30	30	31	32
Reest	OP:	0	0									
	OT:	31	27	28	28	28	29	29	30	30	31	32
Mar 15	BA:	31	31	32	32	32	33	33	33	33	33	33
Base	OP:	0	0									
	OT:	31	28	24	21	17	14	12	10	8	7	6
Orig	BA:	32	27	28	28	28	29	29	30	30	31	32
Pres	OP:	0	0									
	OT:	32	27	28	28	28	29	29	30	30	31	32
Reest -	BA:	0	-4	-4	-4	-4	-4	-4	-3	-3	-2	-1
Mar15	OP:	0	0									
	OT:	0	-1	4	7	11	15	17	20	22	24	26
Reest -	BA:	-1	0	0	0	0	0	0	0	0	0	0
Orig	OP:	0	0									
	OT:	-1	0	0	0	0	0	0	0	0	0	0



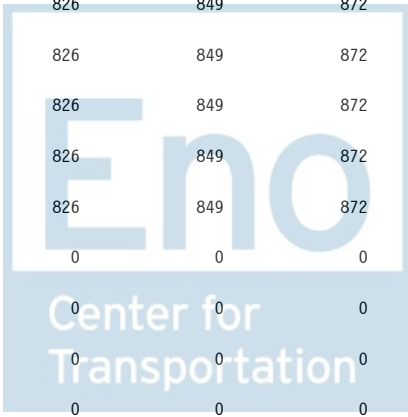
Sorted by FUNC, SFUN, TID, SUB
 (amounts in millions)

		2015	2016	2017	2018	2019	2020	2021	2022	2023	2024	2025
INCOME SECURITY (600)												
060 0111 0 1 601 AA03 LA LA 10												
Appropriation												
Pres 16	BA:	0	0	0	0	0	0	0	0	0	0	0
Reest	OP:	0	0									
	OT:	0	0	0	0	0	0	0	0	0	0	0
Mar 15	BA:	0	0	0	0	0	0	0	0	0	0	0
Base	OP:	0	0									
	OT:	0	0	0	0	0	0	0	0	0	0	0
Orig	BA:	2	2	2	1	1	1	1	1	1	0	0
Pres	OP:	0	0									
	OT:	0	0	2	1	1	1	1	1	1	0	0
Reest -	BA:	0	0	0	0	0	0	0	0	0	0	0
Mar15	OP:	0	0									
	OT:	0	0	0	0	0	0	0	0	0	0	0
Reest -	BA:	-2	-2	-2	-1	-1	-1	-1	-1	-1	0	0
Orig	OP:	0	0									
	OT:	0	0	-2	-1	-1	-1	-1	-1	-1	0	0
060 0111 0 1 601 BA01 48 78 10 N												
Federal Fund												
Windfall Subsidy (Mandatory)												
Pres 16	BA:	2	2	2	2	1	1	1	1	1	0	0
Reest	OP:	0	0									
	OT:	2	2	2	2	1	1	1	1	1	0	0
Mar 15	BA:	2	2	2	2	1	1	1	1	1	0	0
Base	OP:	0	0									
	OT:	2	2	2	2	1	1	1	1	1	0	0
Orig	BA:	0	0	0	0	0	0	0	0	0	0	0
Pres	OP:	0	0									
	OT:	0	0	0	0	0	0	0	0	0	0	0
Reest -	BA:	0	0	0	0	0	0	0	0	0	0	0
Mar15	OP:	0	0									
	OT:	0	0	0	0	0	0	0	0	0	0	0
Reest -	BA:	2	2	2	2	1	1	1	1	1	0	0
Orig	OP:	0	0									
	OT:	2	2	2	2	1	1	1	1	1	0	0



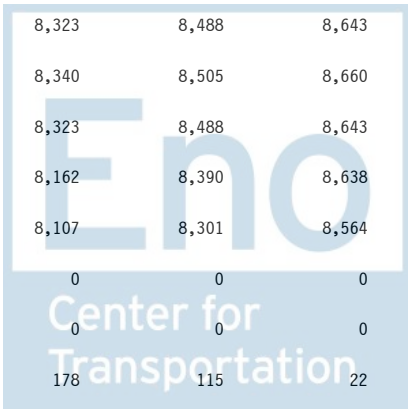
Sorted by FUNC, SFUN, TID, SUB
 (amounts in millions)

		2015	2016	2017	2018	2019	2020	2021	2022	2023	2024	2025
INCOME SECURITY (600)												
Account Total for Dual Benefits Payments Account												
Pres 16	BA:	33	29	30	30	29	30	30	31	31	31	32
Reest	OP:	0	0									
	OT:	33	29	30	30	29	30	30	31	31	31	32
Mar 15	BA:	33	33	34	34	33	34	34	34	34	33	33
Base	OP:	0	0									
	OT:	33	30	26	23	18	15	13	11	9	7	6
Orig	BA:	34	29	30	29	29	30	30	31	31	31	32
Pres	OP:	0	0									
	OT:	32	27	30	29	29	30	30	31	31	31	32
Reest -	BA:	0	-4	-4	-4	-4	-4	-4	-3	-3	-2	-1
Mar15	OP:	0	0									
	OT:	0	-1	4	7	11	15	17	20	22	24	26
Reest -	BA:	-1	0	0	1	0	0	0	0	0	0	0
Orig	OP:	0	0									
	OT:	1	2	0	1	0	0	0	0	0	0	0
Federal payments to railroad retirement accounts 060 0113 0 1 601 BA02 48 78 10 N Federal Fund												
Tier I and Tier II income taxes												
Pres 16	BA:	716	668	699	726	753	780	804	826	849	872	894
Reest	OP:	0	0									
	OT:	716	668	699	726	753	780	804	826	849	872	894
Mar 15	BA:	716	668	699	726	753	780	804	826	849	872	894
Base	OP:	0	0									
	OT:	716	668	699	726	753	780	804	826	849	872	894
Orig	BA:	716	668	699	726	753	780	804	826	849	872	894
Pres	OP:	0	0									
	OT:	716	668	699	726	753	780	804	826	849	872	894
Reest -	BA:	0	0	0	0	0	0	0	0	0	0	0
Mar15	OP:	0	0									
	OT:	0	0	0	0	0	0	0	0	0	0	0
Reest -	BA:	0	0	0	0	0	0	0	0	0	0	0
Orig	OP:	0	0									
	OT:	0	0	0	0	0	0	0	0	0	0	0



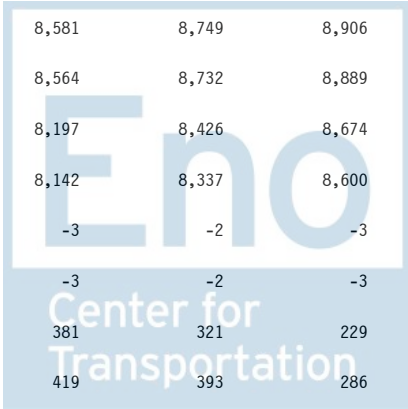
Sorted by FUNC, SFUN, TID, SUB
 (amounts in millions)

		2015	2016	2017	2018	2019	2020	2021	2022	2023	2024	2025
INCOME SECURITY (600)												
Railroad social security equivalent benefit account												
060 8010 0 7 601 AA01 LA LA 03 0												
Appropriation												
Pres 16	BA:	33	32	33	33	34	34	34	35	36	36	37
Reest	OP:	0	0									
	OT:	33	32	33	33	34	34	34	35	36	36	37
Mar 15	BA:	33	33	34	35	35	36	37	38	38	39	40
Base	OP:	0	0									
	OT:	33	33	34	35	35	36	37	38	38	39	40
Orig	BA:	32	32	33	33	34	34	34	35	36	36	37
Pres	OP:	0	0									
	OT:	32	32	33	33	34	34	34	35	36	36	37
Reest -	BA:	0	-1	-1	-2	-1	-2	-3	-3	-2	-3	-3
Mar15	OP:	0	0									
	OT:	0	-1	-1	-2	-1	-2	-3	-3	-2	-3	-3
Reest -	BA:	1	0	0	0	0	0	0	0	0	0	0
Orig	OP:	0	0									
	OT:	1	0	0	0	0	0	0	0	0	0	0
060 8010 0 7 601 BB01 48 78 10 N												
Trust Fund												
Tier I benefit payments												
Pres 16	BA:	7,079	7,222	7,388	7,581	7,768	7,970	8,160	8,340	8,505	8,660	8,810
Reest	OP:	0	0									
	OT:	7,065	7,207	7,373	7,566	7,752	7,954	8,144	8,323	8,488	8,643	8,792
Mar 15	BA:	7,079	7,222	7,388	7,581	7,768	7,970	8,160	8,340	8,505	8,660	8,810
Base	OP:	0	0									
	OT:	7,065	7,207	7,373	7,566	7,752	7,954	8,144	8,323	8,488	8,643	8,792
Orig	BA:	7,219	7,512	7,078	7,274	7,478	7,720	7,946	8,162	8,390	8,638	8,900
Pres	OP:	103	63									
	OT:	7,290	7,009	6,909	7,138	7,381	7,636	7,877	8,107	8,301	8,564	8,825
Reest -	BA:	0	0	0	0	0	0	0	0	0	0	0
Mar15	OP:	0	0									
	OT:	0	0	0	0	0	0	0	0	0	0	0
Reest -	BA:	-140	-290	310	307	290	250	214	178	115	22	-90
Orig	OP:	-103	-63									
	OT:	-225	198	464	428	371	318	267	216	187	79	-33



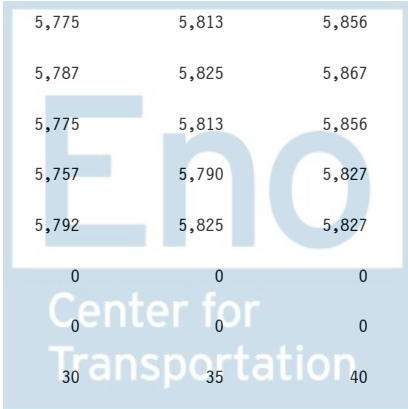
Sorted by FUNC, SFUN, TID, SUB
 (amounts in millions)

		2015	2016	2017	2018	2019	2020	2021	2022	2023	2024	2025
INCOME SECURITY (600)												
060 8010 0 7 601 BB05 48 78 10 N												
Trust Fund												
Railroad SSEB Repayments of Interest to Treasury (expense)												
Pres 16	BA:	103	110	136	155	170	184	200	203	206	207	209
Reest	OP:	0	0									
	OT:	103	110	136	155	170	184	200	203	206	207	209
Mar 15	BA:	103	110	136	155	170	184	200	203	206	207	209
Base	OP:	0	0									
	OT:	103	110	136	155	170	184	200	203	206	207	209
Orig	BA:	0	0	0	0	0	0	0	0	0	0	0
Pres	OP:	0	0									
	OT:	0	0	0	0	0	0	0	0	0	0	0
Reest -	BA:	0	0	0	0	0	0	0	0	0	0	0
Mar15	OP:	0	0									
	OT:	0	0	0	0	0	0	0	0	0	0	0
Reest -	BA:	103	110	136	155	170	184	200	203	206	207	209
Orig	OP:	0	0									
	OT:	103	110	136	155	170	184	200	203	206	207	209
Account Total for Railroad social security equivalent benefit account												
Pres 16	BA:	7,215	7,364	7,557	7,769	7,972	8,188	8,394	8,578	8,747	8,903	9,056
Reest	OP:	0	0									
	OT:	7,201	7,349	7,542	7,754	7,956	8,172	8,378	8,561	8,730	8,886	9,038
Mar 15	BA:	7,215	7,365	7,558	7,771	7,973	8,190	8,397	8,581	8,749	8,906	9,059
Base	OP:	0	0									
	OT:	7,201	7,350	7,543	7,756	7,957	8,174	8,381	8,564	8,732	8,889	9,041
Orig	BA:	7,251	7,544	7,111	7,307	7,512	7,754	7,980	8,197	8,426	8,674	8,937
Pres	OP:	103	63									
	OT:	7,322	7,041	6,942	7,171	7,415	7,670	7,911	8,142	8,337	8,600	8,862
Reest -	BA:	0	-1	-1	-2	-1	-2	-3	-3	-2	-3	-3
Mar15	OP:	0	0									
	OT:	0	-1	-1	-2	-1	-2	-3	-3	-2	-3	-3
Reest -	BA:	-36	-180	446	462	460	434	414	381	321	229	119
Orig	OP:	-103	-63									
	OT:	-121	308	600	583	541	502	467	419	393	286	176




Sorted by FUNC, SFUN, TID, SUB
 (amounts in millions)

		2015	2016	2017	2018	2019	2020	2021	2022	2023	2024	2025
INCOME SECURITY (600)												
Rail industry pension fund												
060 8011 0 7 601 AA01 LA LA 03 0												
Appropriation												
Pres 16	BA:	73	81	83	84	85	86	87	90	91	93	95
Reest	OP:	0	0									
	OT:	73	81	83	84	85	86	87	90	91	93	95
Mar 15	BA:	73	74	74	75	76	77	77	77	78	78	78
Base	OP:	0	0									
	OT:	73	74	74	75	76	77	77	77	78	78	78
Orig	BA:	73	81	83	84	85	86	87	90	91	93	95
Pres	OP:	0	0									
	OT:	73	81	83	84	85	86	87	90	91	93	95
Reest -	BA:	0	7	9	9	9	9	10	13	13	15	17
Mar15	OP:	0	0									
	OT:	0	7	9	9	9	9	10	13	13	15	17
Reest -	BA:	0	0	0	0	0	0	0	0	0	0	0
Orig	OP:	0	0									
	OT:	0	0	0	0	0	0	0	0	0	0	0
060 8011 0 7 601 BB02 48 87 10 N												
Trust Fund												
Tier II Benefits												
Pres 16	BA:	5,126	5,247	5,379	5,504	5,617	5,689	5,745	5,787	5,825	5,867	5,915
Reest	OP:	0	0									
	OT:	5,116	5,236	5,369	5,493	5,606	5,677	5,734	5,775	5,813	5,856	5,903
Mar 15	BA:	5,126	5,247	5,379	5,504	5,617	5,689	5,745	5,787	5,825	5,867	5,915
Base	OP:	0	0									
	OT:	5,116	5,236	5,369	5,493	5,606	5,677	5,734	5,775	5,813	5,856	5,903
Orig	BA:	5,129	5,251	5,381	5,500	5,606	5,671	5,721	5,757	5,790	5,827	5,868
Pres	OP:	87	35									
	OT:	5,216	5,286	5,416	5,535	5,641	5,706	5,756	5,792	5,825	5,827	5,868
Reest -	BA:	0	0	0	0	0	0	0	0	0	0	0
Mar15	OP:	0	0									
	OT:	0	0	0	0	0	0	0	0	0	0	0
Reest -	BA:	-3	-4	-2	4	11	18	24	30	35	40	47
Orig	OP:	-87	-35									
	OT:	-100	-50	-47	-42	-35	-29	-22	-17	-12	29	35



Sorted by FUNC, SFUN, TID, SUB
 (amounts in millions)

		2015	2016	2017	2018	2019	2020	2021	2022	2023	2024	2025
INCOME SECURITY (600)												
Account Total for Rail industry pension fund												
Pres 16	BA:	5,199	5,328	5,462	5,588	5,702	5,775	5,832	5,877	5,916	5,960	6,010
Reest	OP:	0	0									
	OT:	5,189	5,317	5,452	5,577	5,691	5,763	5,821	5,865	5,904	5,949	5,998
Mar 15	BA:	5,199	5,321	5,453	5,579	5,693	5,766	5,822	5,864	5,903	5,945	5,993
Base	OP:	0	0									
	OT:	5,189	5,310	5,443	5,568	5,682	5,754	5,811	5,852	5,891	5,934	5,981
Orig	BA:	5,202	5,332	5,464	5,584	5,691	5,757	5,808	5,847	5,881	5,920	5,963
Pres	OP:	87	35									
	OT:	5,289	5,367	5,499	5,619	5,726	5,792	5,843	5,882	5,916	5,920	5,963
Reest -	BA:	0	7	9	9	9	9	10	13	13	15	17
Mar15	OP:	0	0									
	OT:	0	7	9	9	9	9	10	13	13	15	17
Reest -	BA:	-3	-4	-2	4	11	18	24	30	35	40	47
Orig	OP:	-87	-35									
	OT:	-100	-50	-47	-42	-35	-29	-22	-17	-12	29	35
Limitation on the Office of Inspector General												
060 8018 0 7 601 AA01 LA LA 03												
Appropriation												
Pres 16	BA:	0	0	0	0	0	0	0	0	0	-1	0
Reest	OP:	0	0									
	OT:	0	0	0	0	0	0	0	0	0	0	0
Mar 15	BA:	0	0	0	0	0	0	0	0	0	0	0
Base	OP:	0	0									
	OT:	0	0	0	0	0	0	0	0	0	0	0
Orig	BA:	0	0	0	0	0	0	0	0	0	-1	0
Pres	OP:	0	0									
	OT:	0	0	0	0	0	0	0	0	0	-1	0
Reest -	BA:	0	0	0	0	0	0	0	0	0	-1	0
Mar15	OP:	0	0									
	OT:	0	0	0	0	0	0	0	0	0	0	0
Reest -	BA:	0	0	0	0	0	0	0	0	0	0	0
Orig	OP:	0	0									
	OT:	0	0	0	0	0	0	0	0	0	1	0



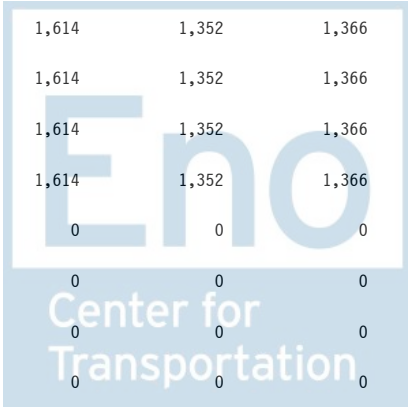
Sorted by FUNC, SFUN, TID, SUB
 (amounts in millions)

		2015	2016	2017	2018	2019	2020	2021	2022	2023	2024	2025
INCOME SECURITY (600)												
National railroad retirement investment trust												
060 8118 0 7 601 BB01 48 78 10 N												
Trust Fund												
NRRIT Mandatory Administrative Expenses												
Pres 16	BA:	79	83	78	77	77	76	75	72	69	66	63
Reest	OP:	0	0									
	OT:	79	83	78	77	77	76	75	72	69	66	63
Mar 15	BA:	79	83	78	77	77	76	75	72	69	66	63
Base	OP:	0	0									
	OT:	79	83	78	77	77	76	75	72	69	66	63
Orig	BA:	0	0	0	0	0	0	0	0	0	0	0
Pres	OP:	0	0									
	OT:	0	0	0	0	0	0	0	0	0	0	0
Reest -	BA:	0	0	0	0	0	0	0	0	0	0	0
Mar15	OP:	0	0									
	OT:	0	0	0	0	0	0	0	0	0	0	0
Reest -	BA:	79	83	78	77	77	76	75	72	69	66	63
Orig	OP:	0	0									
	OT:	79	83	78	77	77	76	75	72	69	66	63




Sorted by FUNC, SFUN, TID, SUB
 (amounts in millions)

		2015	2016	2017	2018	2019	2020	2021	2022	2023	2024	2025
INCOME SECURITY (600)												
060 8118 0 7 601 BB02 48 78 10 N												
Trust Fund												
NRRIT Transfer to RIP Fund (to pay Tier II bens that exceed RIP tax recpts)												
Pres 16	BA:	1,322	1,590	1,695	1,684	1,592	1,629	1,587	1,542	1,283	1,300	1,170
Reest	OP:	0	0									
	OT:	1,322	1,590	1,695	1,684	1,592	1,629	1,587	1,542	1,283	1,300	1,170
Mar 15	BA:	1,322	1,590	1,695	1,684	1,592	1,629	1,587	1,542	1,283	1,300	1,170
Base	OP:	0	0									
	OT:	1,322	1,590	1,695	1,684	1,592	1,629	1,587	1,542	1,283	1,300	1,170
Orig	BA:	1,401	1,673	1,773	1,761	1,669	1,705	1,662	1,614	1,352	1,366	1,233
Pres	OP:	0	0									
	OT:	1,401	1,673	1,773	1,761	1,669	1,705	1,662	1,614	1,352	1,366	1,233
Reest -	BA:	0	0	0	0	0	0	0	0	0	0	0
Mar15	OP:	0	0									
	OT:	0	0	0	0	0	0	0	0	0	0	0
Reest -	BA:	-79	-83	-78	-77	-77	-76	-75	-72	-69	-66	-63
Orig	OP:	0	0									
	OT:	-79	-83	-78	-77	-77	-76	-75	-72	-69	-66	-63
Account Total for National railroad retirement investment trust												
Pres 16	BA:	1,401	1,673	1,773	1,761	1,669	1,705	1,662	1,614	1,352	1,366	1,233
Reest	OP:	0	0									
	OT:	1,401	1,673	1,773	1,761	1,669	1,705	1,662	1,614	1,352	1,366	1,233
Mar 15	BA:	1,401	1,673	1,773	1,761	1,669	1,705	1,662	1,614	1,352	1,366	1,233
Base	OP:	0	0									
	OT:	1,401	1,673	1,773	1,761	1,669	1,705	1,662	1,614	1,352	1,366	1,233
Orig	BA:	1,401	1,673	1,773	1,761	1,669	1,705	1,662	1,614	1,352	1,366	1,233
Pres	OP:	0	0									
	OT:	1,401	1,673	1,773	1,761	1,669	1,705	1,662	1,614	1,352	1,366	1,233
Reest -	BA:	0	0	0	0	0	0	0	0	0	0	0
Mar15	OP:	0	0									
	OT:	0	0	0	0	0	0	0	0	0	0	0
Reest -	BA:	0	0	0	0	0	0	0	0	0	0	0
Orig	OP:	0	0									
	OT:	0	0	0	0	0	0	0	0	0	0	0



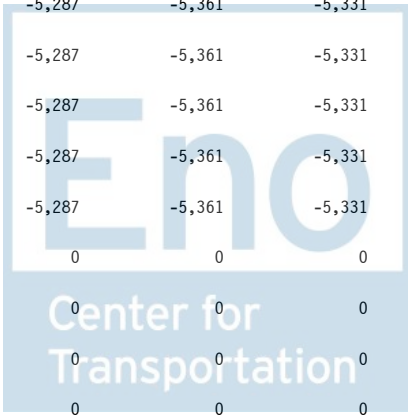
Sorted by FUNC, SFUN, TID, SUB
 (amounts in millions)

		2015	2016	2017	2018	2019	2020	2021	2022	2023	2024	2025
INCOME SECURITY (600)												
Limitation on administration												
060 8237 0 7 601 AA01 LA LA 03												
Appropriation												
Pres 16	BA:	0	0	0	0	0	0	0	0	0	0	0
Reest	OP:	0	0									
	OT:	0	0	0	0	0	0	0	0	0	0	0
Mar 15	BA:	0	0	0	0	0	0	0	0	0	0	0
Base	OP:	0	0									
	OT:	0	0	0	0	0	0	0	0	0	0	0
Orig	BA:	0	0	0	0	0	0	0	0	0	0	0
Pres	OP:	0	0									
	OT:	0	0	1	1	1	1	1	1	1	0	0
Reest -	BA:	0	0	0	0	0	0	0	0	0	0	0
Mar15	OP:	0	0									
	OT:	0	0	0	0	0	0	0	0	0	0	0
Reest -	BA:	0	0	0	0	0	0	0	0	0	0	0
Orig	OP:	0	0									
	OT:	0	0	-1	-1	-1	-1	-1	-1	-1	0	0
060 8237 0 7 601 EA01 29 87 10 PRGINT												
Proposed Legislation												
Pres 16	BA:	0	3	2	2	2	2	2	2	2	2	2
Reest	OP:	0	0									
	OT:	0	3	2	2	2	2	2	2	2	2	2
Mar 15	BA:	0	0	0	0	0	0	0	0	0	0	0
Base	OP:	0	0									
	OT:	0	0	0	0	0	0	0	0	0	0	0
Orig	BA:	0	3	2	2	2	2	2	2	2	2	2
Pres	OP:	0	0									
	OT:	0	3	2	2	2	2	2	2	2	2	2
Reest -	BA:	0	3	2	2	2	2	2	2	2	2	2
Mar15	OP:	0	0									
	OT:	0	3	2	2	2	2	2	2	2	2	2
Reest -	BA:	0	0	0	0	0	0	0	0	0	0	0
Orig	OP:	0	0									
	OT:	0	0	0	0	0	0	0	0	0	0	0



Sorted by FUNC, SFUN, TID, SUB
 (amounts in millions)

		2015	2016	2017	2018	2019	2020	2021	2022	2023	2024	2025
INCOME SECURITY (600)												
Account Total for Limitation on administration												
Pres 16	BA:	0	3	2	2	2	2	2	2	2	2	2
Reest	OP:	0	0									
	OT:	0	3	2	2	2	2	2	2	2	2	2
Mar 15	BA:	0	0	0	0	0	0	0	0	0	0	0
Base	OP:	0	0									
	OT:	0	0	0	0	0	0	0	0	0	0	0
Orig	BA:	0	3	2	2	2	2	2	2	2	2	2
Pres	OP:	0	0									
	OT:	0	3	3	3	3	3	3	3	3	2	2
Reest -	BA:	0	3	2	2	2	2	2	2	2	2	2
Mar15	OP:	0	0									
	OT:	0	3	2	2	2	2	2	2	2	2	2
Reest -	BA:	0	0	0	0	0	0	0	0	0	0	0
Orig	OP:	0	0									
	OT:	0	0	-1	-1	-1	-1	-1	-1	-1	0	0
Payment to Railroad Retirement												
060 9990 8 7 601 CB01 XX XX 10 N												
Offsetting Receipts												
Receipt of OASDI interchange												
Pres 16	BA:	-4,645	-4,717	-4,535	-4,917	-5,002	-4,929	-5,205	-5,287	-5,361	-5,331	-5,470
Reest	OP:	0	0									
	OT:	-4,645	-4,717	-4,535	-4,917	-5,002	-4,929	-5,205	-5,287	-5,361	-5,331	-5,470
Mar 15	BA:	-4,645	-4,717	-4,535	-4,917	-5,002	-4,929	-5,205	-5,287	-5,361	-5,331	-5,470
Base	OP:	0	0									
	OT:	-4,645	-4,717	-4,535	-4,917	-5,002	-4,929	-5,205	-5,287	-5,361	-5,331	-5,470
Orig	BA:	-4,645	-4,717	-4,535	-4,917	-5,002	-4,929	-5,205	-5,287	-5,361	-5,331	-5,470
Pres	OP:	0	0									
	OT:	-4,645	-4,717	-4,535	-4,917	-5,002	-4,929	-5,205	-5,287	-5,361	-5,331	-5,470
Reest -	BA:	0	0	0	0	0	0	0	0	0	0	0
Mar15	OP:	0	0									
	OT:	0	0	0	0	0	0	0	0	0	0	0
Reest -	BA:	0	0	0	0	0	0	0	0	0	0	0
Orig	OP:	0	0									
	OT:	0	0	0	0	0	0	0	0	0	0	0



Sorted by FUNC, SFUN, TID, SUB
 (amounts in millions)

		2015	2016	2017	2018	2019	2020	2021	2022	2023	2024	2025
INCOME SECURITY (600)												
Payment from the railroad social security equivalent benefit												
060 9991 8 7 601 CB01 XX XX 10 N												
Offsetting Receipts												
RIP Fund Receipt from NRRIT												
Pres 16	BA:	-1,322	-1,590	-1,695	-1,684	-1,592	-1,629	-1,587	-1,542	-1,283	-1,300	-1,170
Reest	OP:	0	0									
	OT:	-1,322	-1,590	-1,695	-1,684	-1,592	-1,629	-1,587	-1,542	-1,283	-1,300	-1,170
Mar 15	BA:	-1,322	-1,590	-1,695	-1,684	-1,592	-1,629	-1,587	-1,542	-1,283	-1,300	-1,170
Base	OP:	0	0									
	OT:	-1,322	-1,590	-1,695	-1,684	-1,592	-1,629	-1,587	-1,542	-1,283	-1,300	-1,170
Orig	BA:	-1,327	-1,595	-1,701	-1,690	-1,599	-1,637	-1,595	-1,550	-1,291	-1,308	-1,178
Pres	OP:	0	0									
	OT:	-1,327	-1,595	-1,701	-1,690	-1,599	-1,637	-1,595	-1,550	-1,291	-1,308	-1,178
Reest -	BA:	0	0	0	0	0	0	0	0	0	0	0
Mar15	OP:	0	0									
	OT:	0	0	0	0	0	0	0	0	0	0	0
Reest -	BA:	5	5	6	6	7	8	8	8	8	8	8
Orig	OP:	0	0									
	OT:	5	5	6	6	7	8	8	8	8	8	8



Sorted by FUNC, SFUN, TID, SUB
 (amounts in millions)

		2015	2016	2017	2018	2019	2020	2021	2022	2023	2024	2025
INCOME SECURITY (600)												
Fed. pymt. to RR TF, Rail Industry Pension												
060 9992 8 7 601 CB01 XX XX 10 N												
Offsetting Receipts												
Receipt of Tier I and Tier II income taxes												
Pres 16	BA:	-716	-668	-699	-726	-753	-780	-804	-826	-849	-872	-894
Reest	OP:	0	0									
	OT:	-716	-668	-699	-726	-753	-780	-804	-826	-849	-872	-894
Mar 15	BA:	-716	-668	-699	-726	-753	-780	-804	-826	-849	-872	-894
Base	OP:	0	0									
	OT:	-716	-668	-699	-726	-753	-780	-804	-826	-849	-872	-894
Orig	BA:	-716	-668	-699	-726	-753	-780	-804	-826	-849	-872	-894
Pres	OP:	0	0									
	OT:	-716	-668	-699	-726	-753	-780	-804	-826	-849	-872	-894
Reest -	BA:	0	0	0	0	0	0	0	0	0	0	0
Mar15	OP:	0	0									
	OT:	0	0	0	0	0	0	0	0	0	0	0
Reest -	BA:	0	0	0	0	0	0	0	0	0	0	0
Orig	OP:	0	0									
	OT:	0	0	0	0	0	0	0	0	0	0	0



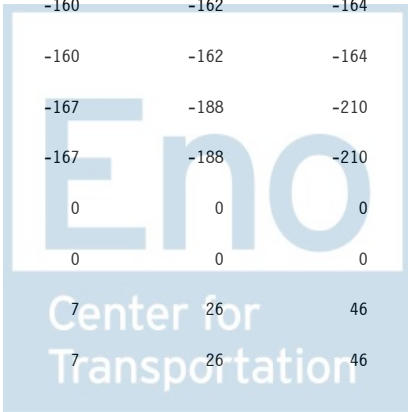
Sorted by FUNC, SFUN, TID, SUB
 (amounts in millions)

		2015	2016	2017	2018	2019	2020	2021	2022	2023	2024	2025
INCOME SECURITY (600)												
Department of the Treasury												
Department of the Treasury												
Int. pymts on advances to Black Lung Disability Trust Fund												
075 9991 8 7 601 AA01 XX XX 10												
Appropriation												
Pres 16	BA:	0	0	0	0	0	0	0	0	0	0	0
Reest	OP:	0	0	0	0	0	0	0	0	0	0	0
	OT:	0	0	0	0	0	0	0	0	0	0	0
Mar 15	BA:	0	0	0	0	0	0	0	0	0	0	0
Base	OP:	0	0	0	0	0	0	0	0	0	0	0
	OT:	0	0	0	0	0	0	0	0	0	0	0
Orig	BA:	-1	-3	-14	-28	-40	-46	-55	-64	-72	-81	-90
Pres	OP:	0	0	0	0	0	0	0	0	0	0	0
	OT:	-1	-3	-14	-28	-40	-46	-55	-64	-72	-81	-90
Reest -	BA:	0	0	0	0	0	0	0	0	0	0	0
Mar15	OP:	0	0	0	0	0	0	0	0	0	0	0
	OT:	0	0	0	0	0	0	0	0	0	0	0
Reest -	BA:	1	3	14	28	40	46	55	64	72	81	90
Orig	OP:	0	0	0	0	0	0	0	0	0	0	0
	OT:	1	3	14	28	40	46	55	64	72	81	90



Sorted by FUNC, SFUN, TID, SUB
 (amounts in millions)

		2015	2016	2017	2018	2019	2020	2021	2022	2023	2024	2025
INCOME SECURITY (600)												
075 9991 8 7 601 CB01 XX XX 10 N												
Offsetting Receipts												
Pres 16	BA:	-85	-112	-135	-150	-150	-155	-157	-160	-162	-164	-166
Reest	OP:	0	0									
	OT:	-85	-112	-135	-150	-150	-155	-157	-160	-162	-164	-166
Mar 15	BA:	-85	-112	-135	-150	-150	-155	-157	-160	-162	-164	-166
Base	OP:	0	0									
	OT:	-85	-112	-135	-150	-150	-155	-157	-160	-162	-164	-166
Orig	BA:	-97	-121	-147	-175	-64	-77	-90	-103	-116	-129	-142
Pres	OP:	0	0									
	OT:	-97	-121	-147	-175	-64	-77	-90	-103	-116	-129	-142
Reest -	BA:	0	0	0	0	0	0	0	0	0	0	0
Mar15	OP:	0	0									
	OT:	0	0	0	0	0	0	0	0	0	0	0
Reest -	BA:	12	9	12	25	-86	-78	-67	-57	-46	-35	-24
Orig	OP:	0	0									
	OT:	12	9	12	25	-86	-78	-67	-57	-46	-35	-24
Account Total for Int. pymts on advances to Black Lung Disability Trust Fund												
Pres 16	BA:	-85	-112	-135	-150	-150	-155	-157	-160	-162	-164	-166
Reest	OP:	0	0									
	OT:	-85	-112	-135	-150	-150	-155	-157	-160	-162	-164	-166
Mar 15	BA:	-85	-112	-135	-150	-150	-155	-157	-160	-162	-164	-166
Base	OP:	0	0									
	OT:	-85	-112	-135	-150	-150	-155	-157	-160	-162	-164	-166
Orig	BA:	-98	-124	-161	-203	-104	-123	-145	-167	-188	-210	-232
Pres	OP:	0	0									
	OT:	-98	-124	-161	-203	-104	-123	-145	-167	-188	-210	-232
Reest -	BA:	0	0	0	0	0	0	0	0	0	0	0
Mar15	OP:	0	0									
	OT:	0	0	0	0	0	0	0	0	0	0	0
Reest -	BA:	13	12	26	53	-46	-32	-12	7	26	46	66
Orig	OP:	0	0									
	OT:	13	12	26	53	-46	-32	-12	7	26	46	66



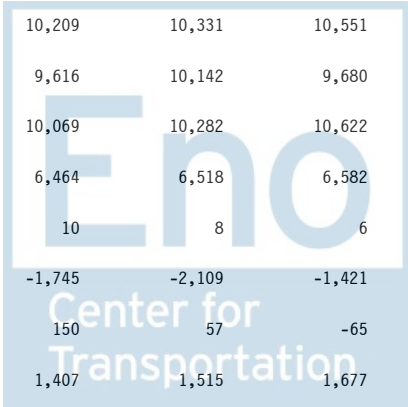
Sorted by FUNC, SFUN, TID, SUB
 (amounts in millions)

	2015	2016	2017	2018	2019	2020	2021	2022	2023	2024	2025
INCOME SECURITY (600)											
United Mine Workers of America Benefit Funds											
United Mine Workers of America Benefit Funds											
United Mine Workers of America Pension Funds											
476 5604 0 2 601 EA01 99 99 10											
Proposed Legislation											
Pres 16 BA:	0	0	0	0	0	0	0	0	0	0	0
Reest OP:	0	0									
OT:	0	0	0	0	0	0	0	0	0	0	0
Mar 15 BA:	0	0	0	0	0	0	0	0	0	0	0
Base OP:	0	0									
OT:	0	0	0	0	0	0	0	0	0	0	0
Orig BA:	0	273	285	290	295	299	299	314	318	321	321
Pres OP:	0	0									
OT:	0	273	285	290	295	299	299	314	318	321	321
Reest - BA:	0	0	0	0	0	0	0	0	0	0	0
Mar15 OP:	0	0									
OT:	0	0	0	0	0	0	0	0	0	0	0
Reest - BA:	0	-273	-285	-290	-295	-299	-299	-314	-318	-321	-321
Orig OP:	0	0									
OT:	0	-273	-285	-290	-295	-299	-299	-314	-318	-321	-321



Sorted by FUNC, SFUN, TID, SUB
 (amounts in millions)

		2015	2016	2017	2018	2019	2020	2021	2022	2023	2024	2025
INCOME SECURITY (600)												
United Mine Workers of America Pension Funds												
476 5604 4 2 601 EA01 XX XX 10												
Proposed Legislation												
Pres 16	BA:	0	0	0	0	0	0	0	0	0	0	0
Reest	OP:	0	0									
	OT:	0	0	0	0	0	0	0	0	0	0	0
Mar 15	BA:	0	0	0	0	0	0	0	0	0	0	0
Base	OP:	0	0									
	OT:	0	0	0	0	0	0	0	0	0	0	0
Orig	BA:	0	-273	-285	-290	-295	-299	-299	-314	-318	-321	-321
Pres	OP:	0	0									
	OT:	0	-273	-285	-290	-295	-299	-299	-314	-318	-321	-321
Reest -	BA:	0	0	0	0	0	0	0	0	0	0	0
Mar15	OP:	0	0									
	OT:	0	0	0	0	0	0	0	0	0	0	0
Reest -	BA:	0	273	285	290	295	299	299	314	318	321	321
Orig	OP:	0	0									
	OT:	0	273	285	290	295	299	299	314	318	321	321
Subfunction Total for 601 General retirement and disability insurance (excluding social security) (601)												
Pres 16	BA:	8,948	9,177	9,646	9,574	9,782	10,121	10,085	10,219	10,339	10,557	10,612
Reest	OP:	45	45									
	OT:	7,016	6,088	6,779	7,090	6,461	6,931	7,290	7,871	8,033	8,259	8,242
Mar 15	BA:	8,948	9,136	9,625	9,552	9,763	10,109	10,076	10,209	10,331	10,551	10,606
Base	OP:	45	45									
	OT:	7,016	6,060	6,658	6,978	7,438	8,121	8,774	9,616	10,142	9,680	9,443
Orig	BA:	9,039	9,400	9,248	9,191	9,450	9,867	9,927	10,069	10,282	10,622	10,778
Pres	OP:	565	327									
	OT:	7,620	6,198	6,680	5,081	5,507	6,109	6,259	6,464	6,518	6,582	6,822
Reest -	BA:	0	41	21	22	19	12	9	10	8	6	6
Mar15	OP:	0	0									
	OT:	0	28	121	112	-977	-1,190	-1,484	-1,745	-2,109	-1,421	-1,201
Reest -	BA:	-91	-223	398	383	332	254	158	150	57	-65	-166
Orig	OP:	-520	-282									
	OT:	-604	-110	99	2,009	954	822	1,031	1,407	1,515	1,677	1,420



Sorted by FUNC, SFUN, TID, SUB
 (amounts in millions)

		2015	2016	2017	2018	2019	2020	2021	2022	2023	2024	2025
INCOME SECURITY (600)												
Federal employee retirement and disability (602)												
Legislative Branch												
Library of Congress												
Foreign service national separation liability trust fund												
003 8339 0 7 602 CB01 XX XX 10												
Offsetting Receipts												
Pres 16	BA:	0	0	0	0	0	0	0	0	0	0	0
Reest	OP:	0	0									
	OT:	0	0	0	0	0	0	0	0	0	0	0
Mar 15	BA:	0	0	0	0	0	0	0	0	0	0	0
Base	OP:	0	0									
	OT:	0	0	0	0	0	0	0	0	0	0	0
Orig	BA:	-1	-1	-1	-1	-1	-1	-1	-1	-1	-1	-1
Pres	OP:	0	0									
	OT:	-1	-1	-1	-1	-1	-1	-1	-1	-1	-1	-1
Reest -	BA:	0	0	0	0	0	0	0	0	0	0	0
Mar15	OP:	0	0									
	OT:	0	0	0	0	0	0	0	0	0	0	0
Reest -	BA:	1	1	1	1	1	1	1	1	1	1	1
Orig	OP:	0	0									
	OT:	1	1	1	1	1	1	1	1	1	1	1



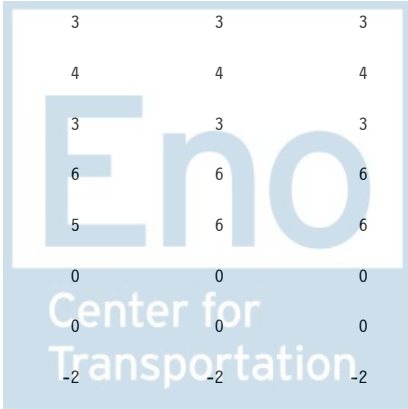
Sorted by FUNC, SFUN, TID, SUB
 (amounts in millions)

		2015	2016	2017	2018	2019	2020	2021	2022	2023	2024	2025
INCOME SECURITY (600)												
Judicial Branch												
Judicial Retirement Funds												
Judicial survivors' annuities fund												
010 8110 0 7 602 BB01 42 86 10 N												
Trust Fund												
Pres 16	BA:	27	28	29	30	31	32	33	34	35	36	37
Reest	OP:	0	0									
	OT:	27	28	29	30	31	32	33	34	35	36	37
Mar 15	BA:	27	28	29	30	31	32	33	34	35	36	37
Base	OP:	0	0									
	OT:	27	28	29	30	31	32	33	34	35	36	37
Orig	BA:	41	41	43	44	45	46	47	48	50	52	54
Pres	OP:	0	0									
	OT:	32	33	33	33	34	36	37	40	41	42	43
Reest -	BA:	0	0	0	0	0	0	0	0	0	0	0
Mar15	OP:	0	0									
	OT:	0	0	0	0	0	0	0	0	0	0	0
Reest -	BA:	-14	-13	-14	-14	-14	-14	-14	-14	-15	-16	-17
Orig	OP:	0	0									
	OT:	-5	-5	-4	-3	-3	-4	-4	-6	-6	-6	-6



Sorted by FUNC, SFUN, TID, SUB
 (amounts in millions)

		2015	2016	2017	2018	2019	2020	2021	2022	2023	2024	2025
INCOME SECURITY (600)												
Judicial officers' retirement fund												
010 8122 0 7 602 BB01 42 86 10 N												
Trust Fund												
Pres 16	BA:	67	68	71	74	78	81	85	90	94	98	103
Reest	OP:	0	0									
	OT:	67	68	71	74	78	81	85	90	94	98	103
Mar 15	BA:	67	68	71	74	78	81	85	90	94	98	103
Base	OP:	0	0									
	OT:	67	68	71	74	78	81	85	90	94	98	103
Orig	BA:	122	135	148	163	178	196	211	206	202	209	216
Pres	OP:	7	0									
	OT:	87	87	95	102	109	117	125	133	138	142	147
Reest -	BA:	0	0	0	0	0	0	0	0	0	0	0
Mar15	OP:	0	0									
	OT:	0	0	0	0	0	0	0	0	0	0	0
Reest -	BA:	-55	-67	-77	-89	-100	-115	-126	-116	-108	-111	-113
Orig	OP:	-7	0									
	OT:	-20	-19	-24	-28	-31	-36	-40	-43	-44	-44	-44
United States Court of Federal Claims Judges' retirement fund												
010 8124 0 7 602 BB01 42 86 10 N												
Trust Fund												
Pres 16	BA:	4	4	4	4	4	4	4	4	4	4	4
Reest	OP:	0	0									
	OT:	3	3	3	3	3	3	3	3	3	3	3
Mar 15	BA:	4	4	4	4	4	4	4	4	4	4	4
Base	OP:	0	0									
	OT:	3	3	3	3	3	3	3	3	3	3	3
Orig	BA:	6	6	6	6	6	6	6	6	6	6	6
Pres	OP:	0	0									
	OT:	4	4	4	5	5	5	5	5	5	5	5
Reest -	BA:	0	0	0	0	0	0	0	0	0	0	0
Mar15	OP:	0	0									
	OT:	0	0	0	0	0	0	0	0	0	0	0
Reest -	BA:	-2	-2	-2	-2	-2	-2	-2	-2	-2	-2	-2
Orig	OP:	0	0									
	OT:	-1	-1	-1	-2	-2	-2	-2	-2	-3	-3	-3



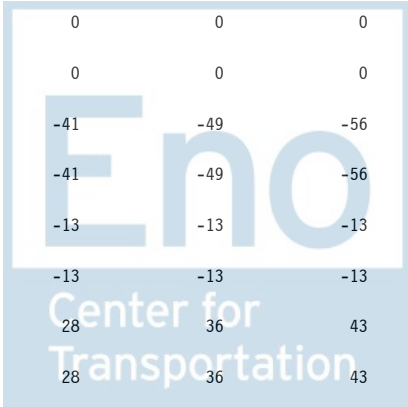
Sorted by FUNC, SFUN, TID, SUB
 (amounts in millions)

		2015	2016	2017	2018	2019	2020	2021	2022	2023	2024	2025
INCOME SECURITY (600)												
Department of Labor												
Office of Workers' Compensation Programs												
Special benefits												
016 1521 0 1 602 AA01 LA LA 10 N												
Appropriation												
Pres 16	BA:	110	112	114	117	120	123	126	129	132	135	138
Reest	OP:	0	0									
	OT:	110	112	114	117	120	123	126	129	132	135	138
Mar 15	BA:	110	112	114	117	120	123	126	129	132	135	138
Base	OP:	0	0									
	OT:	110	112	114	117	120	123	126	129	132	135	138
Orig	BA:	267	271	283	285	296	308	310	321	333	345	346
Pres	OP:	0	0									
	OT:	267	271	283	272	296	308	310	321	333	345	346
Reest -	BA:	0	0	0	0	0	0	0	0	0	0	0
Mar15	OP:	0	0									
	OT:	0	0	0	0	0	0	0	0	0	0	0
Reest -	BA:	-157	-159	-169	-168	-176	-185	-184	-192	-201	-210	-208
Orig	OP:	0	0									
	OT:	-157	-159	-169	-155	-176	-185	-184	-192	-201	-210	-208




Sorted by FUNC, SFUN, TID, SUB
 (amounts in millions)

		2015	2016	2017	2018	2019	2020	2021	2022	2023	2024	2025
INCOME SECURITY (600)												
016 1521 0 1 602 BA01 29 87 10												
Federal Fund												
Pres 16	BA:	0	0	0	0	0	0	0	0	0	0	0
Reest	OP:	0	0									
	OT:	0	0	0	0	0	0	0	0	0	0	0
Mar 15	BA:	0	0	0	0	0	0	0	0	0	0	0
Base	OP:	0	0									
	OT:	0	0	0	0	0	0	0	0	0	0	0
Orig	BA:	-60	-64	-63	-65	-66	-68	-70	-71	-73	-75	-76
Pres	OP:	159	20									
	OT:	-60	-50	-43	-65	-66	-68	-70	-71	-73	-75	-76
Reest -	BA:	0	0	0	0	0	0	0	0	0	0	0
Mar15	OP:	0	0									
	OT:	0	0	0	0	0	0	0	0	0	0	0
Reest -	BA:	60	64	63	65	66	68	70	71	73	75	76
Orig	OP:	-159	-20									
	OT:	60	50	43	65	66	68	70	71	73	75	76
016 1521 0 1 602 EA01 29 87 10												
Proposed Legislation												
Pres 16	BA:	0	-11	4	0	-10	-11	-12	-13	-13	-13	-14
Reest	OP:	0	0									
	OT:	0	-11	4	0	-10	-11	-12	-13	-13	-13	-14
Mar 15	BA:	0	0	0	0	0	0	0	0	0	0	0
Base	OP:	0	0									
	OT:	0	0	0	0	0	0	0	0	0	0	0
Orig	BA:	0	-19	-9	-14	-21	-29	-34	-41	-49	-56	-64
Pres	OP:	0	0									
	OT:	0	-19	-9	-14	-21	-29	-34	-41	-49	-56	-64
Reest -	BA:	0	-11	4	0	-10	-11	-12	-13	-13	-13	-14
Mar15	OP:	0	0									
	OT:	0	-11	4	0	-10	-11	-12	-13	-13	-13	-14
Reest -	BA:	0	8	13	14	11	18	22	28	36	43	50
Orig	OP:	0	0									
	OT:	0	8	13	14	11	18	22	28	36	43	50



Sorted by FUNC, SFUN, TID, SUB
 (amounts in millions)

		2015	2016	2017	2018	2019	2020	2021	2022	2023	2024	2025
INCOME SECURITY (600)												
Account Total for Special benefits												
Pres 16	BA:	110	101	118	117	110	112	114	116	119	122	124
Reest	OP:	0	0									
	OT:	110	101	118	117	110	112	114	116	119	122	124
Mar 15	BA:	110	112	114	117	120	123	126	129	132	135	138
Base	OP:	0	0									
	OT:	110	112	114	117	120	123	126	129	132	135	138
Orig	BA:	207	188	211	206	209	211	206	209	211	214	206
Pres	OP:	159	20									
	OT:	207	202	231	193	209	211	206	209	211	214	206
Reest -	BA:	0	-11	4	0	-10	-11	-12	-13	-13	-13	-14
Mar15	OP:	0	0									
	OT:	0	-11	4	0	-10	-11	-12	-13	-13	-13	-14
Reest -	BA:	-97	-87	-93	-89	-99	-99	-92	-93	-92	-92	-82
Orig	OP:	-159	-20									
	OT:	-97	-101	-113	-76	-99	-99	-92	-93	-92	-92	-82
Panama Canal Commission compensation fund												
016 5155 0 2 602 BA01 22 66 10 N												
Federal Fund												
Pres 16	BA:	5	5	5	5	5	5	5	5	5	5	5
Reest	OP:	0	0									
	OT:	5	5	5	5	5	5	5	5	5	5	5
Mar 15	BA:	5	5	5	5	5	5	5	5	5	5	5
Base	OP:	0	0									
	OT:	5	5	5	5	5	5	5	5	5	5	5
Orig	BA:	0	0	0	0	0	0	0	0	0	0	0
Pres	OP:	5	5									
	OT:	5	5	5	5	5	5	5	5	5	5	5
Reest -	BA:	0	0	0	0	0	0	0	0	0	0	0
Mar15	OP:	0	0									
	OT:	0	0	0	0	0	0	0	0	0	0	0
Reest -	BA:	5	5	5	5	5	5	5	5	5	5	5
Orig	OP:	-5	-5									
	OT:	0	0	0	0	0	0	0	0	0	0	0



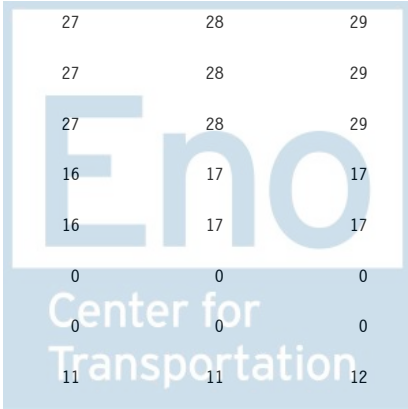
Sorted by FUNC, SFUN, TID, SUB
 (amounts in millions)

		2015	2016	2017	2018	2019	2020	2021	2022	2023	2024	2025
INCOME SECURITY (600)												
Department of State												
Administration of Foreign Affairs												
Foreign service national defined contributions retirement fund												
019 5497 0 2 602 BA01 31 80 10 N												
Federal Fund												
Pres 16	BA:	7	7	7	7	7	7	7	7	7	7	7
Reest	OP:	0	0									
	OT:	7	7	7	7	7	7	7	7	7	7	7
Mar 15	BA:	7	7	7	7	7	7	7	7	7	7	7
Base	OP:	0	0									
	OT:	7	7	7	7	7	7	7	7	7	7	7
Orig	BA:	1	1	1	1	1	1	1	1	1	1	1
Pres	OP:	0	0									
	OT:	0	0	0	1	1	1	1	1	1	1	1
Reest -	BA:	0	0	0	0	0	0	0	0	0	0	0
Mar15	OP:	0	0									
	OT:	0	0	0	0	0	0	0	0	0	0	0
Reest -	BA:	6	6	6	6	6	6	6	6	6	6	6
Orig	OP:	0	0									
	OT:	7	7	7	6	6	6	6	6	6	6	6



Sorted by FUNC, SFUN, TID, SUB
 (amounts in millions)

		2015	2016	2017	2018	2019	2020	2021	2022	2023	2024	2025
INCOME SECURITY (600)												
Foreign Service retirement and disability fund												
019 8186 0 7 602 BB01 31 80 10 N												
Trust Fund												
Pres 16	BA:	952	984	1,019	1,055	1,095	1,137	1,182	1,228	1,277	1,328	1,381
Reest	OP:	0	0									
	OT:	952	984	1,019	1,055	1,095	1,137	1,182	1,228	1,277	1,328	1,381
Mar 15	BA:	952	984	1,019	1,055	1,095	1,137	1,182	1,228	1,277	1,328	1,381
Base	OP:	0	0									
	OT:	952	984	1,019	1,055	1,095	1,137	1,182	1,228	1,277	1,328	1,381
Orig	BA:	943	968	990	1,017	1,044	1,072	1,101	1,130	1,159	1,189	1,219
Pres	OP:	0	0									
	OT:	943	968	990	1,017	1,044	1,072	1,101	1,130	1,159	1,189	1,219
Reest -	BA:	0	0	0	0	0	0	0	0	0	0	0
Mar15	OP:	0	0									
	OT:	0	0	0	0	0	0	0	0	0	0	0
Reest -	BA:	9	16	29	38	51	65	81	98	118	139	162
Orig	OP:	0	0									
	OT:	9	16	29	38	51	65	81	98	118	139	162
Foreign Service national separation liability trust fund												
019 8340 0 7 602 BB01 31 80 10 N												
Trust Fund												
Pres 16	BA:	20	21	22	23	24	25	26	27	28	29	30
Reest	OP:	0	0									
	OT:	20	21	22	23	24	25	26	27	28	29	30
Mar 15	BA:	20	21	22	23	24	25	26	27	28	29	30
Base	OP:	0	0									
	OT:	20	21	22	23	24	25	26	27	28	29	30
Orig	BA:	15	15	16	16	16	16	16	16	17	17	17
Pres	OP:	3	0									
	OT:	18	15	16	16	16	16	16	16	17	17	17
Reest -	BA:	0	0	0	0	0	0	0	0	0	0	0
Mar15	OP:	0	0									
	OT:	0	0	0	0	0	0	0	0	0	0	0
Reest -	BA:	5	6	6	7	8	9	10	11	11	12	13
Orig	OP:	-3	0									
	OT:	2	6	6	7	8	9	10	11	11	12	13



Sorted by FUNC, SFUN, TID, SUB
 (amounts in millions)

		2015	2016	2017	2018	2019	2020	2021	2022	2023	2024	2025
INCOME SECURITY (600)												
Department of State												
Foreign Svc. Ret. and Disability Receipts from CSC Retirement												
019 9990 8 7 602 CB01 XX XX 20 N												
Offsetting Receipts												
Pres 16	BA:	-1	-1	-1	-1	-1	-1	-1	-1	-1	-1	-1
Reest	OP:	0	0									
	OT:	-1	-1	-1	-1	-1	-1	-1	-1	-1	-1	-1
Mar 15	BA:	-1	-1	-1	-1	-1	-1	-1	-1	-1	-1	-1
Base	OP:	0	0									
	OT:	-1	-1	-1	-1	-1	-1	-1	-1	-1	-1	-1
Orig	BA:	-1	-1	-1	-1	-1	-1	-1	-1	-1	-1	-1
Pres	OP:	0	0									
	OT:	-1	-1	-1	-1	-1	-1	-1	-1	-1	-1	-1
Reest -	BA:	0	0	0	0	0	0	0	0	0	0	0
Mar15	OP:	0	0									
	OT:	0	0	0	0	0	0	0	0	0	0	0
Reest -	BA:	0	0	0	0	0	0	0	0	0	0	0
Orig	OP:	0	0									
	OT:	0	0	0	0	0	0	0	0	0	0	0



Sorted by FUNC, SFUN, TID, SUB
 (amounts in millions)

		2015	2016	2017	2018	2019	2020	2021	2022	2023	2024	2025
INCOME SECURITY (600)												
Administration of Foreign Affairs												
Foreign service national separation liability												
019 9991 8 7 602 CB01 XX XX 10 N												
Offsetting Receipts												
Pres 16	BA:	-20	-21	-22	-23	-24	-25	-26	-27	-28	-29	-30
Reest	OP:	0	0									
	OT:	-20	-21	-22	-23	-24	-25	-26	-27	-28	-29	-30
Mar 15	BA:	-20	-21	-22	-23	-24	-25	-26	-27	-28	-29	-30
Base	OP:	0	0									
	OT:	-20	-21	-22	-23	-24	-25	-26	-27	-28	-29	-30
Orig	BA:	-15	-15	-16	-16	-16	-16	-16	-16	-17	-17	-17
Pres	OP:	0	0									
	OT:	-15	-15	-16	-16	-16	-16	-16	-16	-17	-17	-17
Reest -	BA:	0	0	0	0	0	0	0	0	0	0	0
Mar15	OP:	0	0									
	OT:	0	0	0	0	0	0	0	0	0	0	0
Reest -	BA:	-5	-6	-6	-7	-8	-9	-10	-11	-11	-12	-13
Orig	OP:	0	0									
	OT:	-5	-6	-6	-7	-8	-9	-10	-11	-11	-12	-13



Sorted by FUNC, SFUN, TID, SUB
 (amounts in millions)

		2015	2016	2017	2018	2019	2020	2021	2022	2023	2024	2025
INCOME SECURITY (600)												
Department of State												
Employing agency contributions, foreign service national defined												
019 9992 8 7 602 CB01 XX XX 20 N												
Offsetting Receipts												
Pres 16	BA:	-9	-9	-9	-10	-10	-10	-11	-11	-11	-11	-12
Reest	OP:	0	0									
	OT:	-9	-9	-9	-10	-10	-10	-11	-11	-11	-11	-12
Mar 15	BA:	-9	-9	-9	-10	-10	-10	-11	-11	-11	-11	-12
Base	OP:	0	0									
	OT:	-9	-9	-9	-10	-10	-10	-11	-11	-11	-11	-12
Orig	BA:	-1	-1	-1	-1	-1	-1	-1	-1	-1	-1	-1
Pres	OP:	0	0									
	OT:	-1	-1	-1	-1	-1	-1	-1	-1	-1	-1	-1
Reest -	BA:	0	0	0	0	0	0	0	0	0	0	0
Mar15	OP:	0	0									
	OT:	0	0	0	0	0	0	0	0	0	0	0
Reest -	BA:	-8	-8	-8	-9	-9	-9	-10	-10	-10	-10	-11
Orig	OP:	0	0									
	OT:	-8	-8	-8	-9	-9	-9	-10	-10	-10	-10	-11



Sorted by FUNC, SFUN, TID, SUB
 (amounts in millions)

		2015	2016	2017	2018	2019	2020	2021	2022	2023	2024	2025
INCOME SECURITY (600)												
District of Columbia												
District of Columbia Courts												
District of Columbia judicial retirement and survivors annuity f												
020 8212 0 7 602 BB01 32 82 10 N												
Trust Fund												
Pres 16	BA:	13	14	14	14	15	15	15	15	15	15	16
Reest	OP:	2	0									
	OT:	13	14	14	14	15	15	15	15	15	15	16
Mar 15	BA:	13	14	14	14	15	15	15	15	15	15	16
Base	OP:	2	0									
	OT:	13	14	14	14	15	15	15	15	15	15	16
Orig	BA:	12	13	18	19	20	21	22	23	24	25	23
Pres	OP:	2	0									
	OT:	14	13	13	14	14	15	15	15	16	16	16
Reest -	BA:	0	0	0	0	0	0	0	0	0	0	0
Mar15	OP:	0	0									
	OT:	0	0	0	0	0	0	0	0	0	0	0
Reest -	BA:	1	1	-4	-5	-5	-6	-7	-8	-9	-10	-7
Orig	OP:	0	0									
	OT:	-1	1	1	0	1	0	0	0	-1	-1	0



Sorted by FUNC, SFUN, TID, SUB
 (amounts in millions)

		2015	2016	2017	2018	2019	2020	2021	2022	2023	2024	2025
INCOME SECURITY (600)												
Legislative Branch												
United States Tax Court												
Tax Court judges survivors annuity fund												
023 8115 0 7 602 BB01 58 78 10 N												
Trust Fund												
Pres 16	BA:	1	1	1	1	1	1	1	1	1	1	1
Reest	OP:	0	0									
	OT:	1	1	1	1	1	1	1	1	1	1	1
Mar 15	BA:	1	1	1	1	1	1	1	1	1	1	1
Base	OP:	0	0									
	OT:	1	1	1	1	1	1	1	1	1	1	1
Orig	BA:	1	1	1	1	1	1	1	1	1	1	1
Pres	OP:	0	0									
	OT:	0	0	1	1	1	1	1	1	1	1	1
Reest -	BA:	0	0	0	0	0	0	0	0	0	0	0
Mar15	OP:	0	0									
	OT:	0	0	0	0	0	0	0	0	0	0	0
Reest -	BA:	0	0	0	0	0	0	0	0	0	0	0
Orig	OP:	0	0									
	OT:	1	1	0	0	0	0	0	0	0	0	0



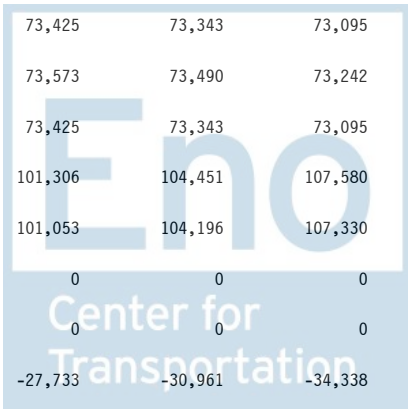
Sorted by FUNC, SFUN, TID, SUB
 (amounts in millions)

		2015	2016	2017	2018	2019	2020	2021	2022	2023	2024	2025
INCOME SECURITY (600)												
Office of Personnel Management												
Office of Personnel Management												
Government payment for annuitants, employee life insurance												
024 0500 0 1 602 AA01 FS FS 10 N												
Appropriation												
Pres 16	BA:	48	49	50	51	52	53	54	55	56	57	58
Reest	OP:	0	0									
	OT:	48	49	50	51	52	53	54	55	56	57	58
Mar 15	BA:	48	49	50	51	52	53	54	55	56	57	58
Base	OP:	0	0									
	OT:	48	49	50	51	52	53	54	55	56	57	58
Orig	BA:	48	50	51	53	54	56	57	59	61	62	64
Pres	OP:	6	6									
	OT:	48	50	51	53	54	56	57	59	61	62	64
Reest -	BA:	0	0	0	0	0	0	0	0	0	0	0
Mar15	OP:	0	0									
	OT:	0	0	0	0	0	0	0	0	0	0	0
Reest -	BA:	0	-1	-1	-2	-2	-3	-3	-4	-5	-5	-6
Orig	OP:	-6	-6									
	OT:	0	-1	-1	-2	-2	-3	-3	-4	-5	-5	-6



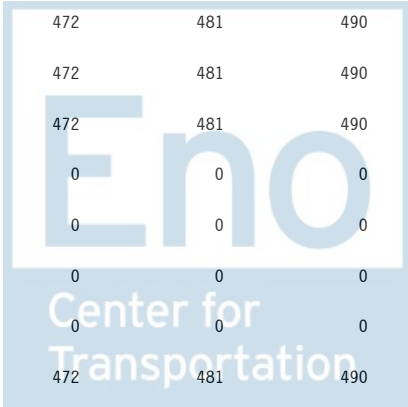
Sorted by FUNC, SFUN, TID, SUB
 (amounts in millions)

		2015	2016	2017	2018	2019	2020	2021	2022	2023	2024	2025
INCOME SECURITY (600)												
Civil service retirement and disability fund												
024 8135 0 7 602 AA01 FS FS 03 0												
Appropriation												
Pres 16	BA:	97	95	97	99	100	100	102	104	107	109	111
Reest	OP:	6	6									
	OT:	97	95	97	99	100	100	102	104	107	109	111
Mar 15	BA:	97	98	100	102	104	106	109	111	113	115	118
Base	OP:	6	6									
	OT:	97	98	100	102	104	106	109	111	113	115	118
Orig	BA:	97	95	97	99	100	100	102	104	107	109	111
Pres	OP:	0	0									
	OT:	97	95	97	99	100	100	102	104	107	109	111
Reest -	BA:	0	-3	-3	-3	-4	-6	-7	-7	-6	-6	-7
Mar15	OP:	0	0									
	OT:	0	-3	-3	-3	-4	-6	-7	-7	-6	-6	-7
Reest -	BA:	0	0	0	0	0	0	0	0	0	0	0
Orig	OP:	6	6									
	OT:	0	0	0	0	0	0	0	0	0	0	0
024 8135 0 7 602 BB01 32 82 10 N												
Trust Fund												
CSRS Benefits and Mandatory Admin												
Pres 16	BA:	70,778	71,075	71,686	72,381	72,919	73,291	73,501	73,573	73,490	73,242	72,819
Reest	OP:	0	0									
	OT:	70,700	70,933	71,542	72,237	72,773	73,145	73,354	73,425	73,343	73,095	72,674
Mar 15	BA:	70,778	71,075	71,686	72,381	72,919	73,291	73,501	73,573	73,490	73,242	72,819
Base	OP:	0	0									
	OT:	70,700	70,933	71,542	72,237	72,773	73,145	73,354	73,425	73,343	73,095	72,674
Orig	BA:	81,498	83,797	86,370	89,209	92,173	95,176	98,215	101,306	104,451	107,580	110,749
Pres	OP:	6,892	7,083									
	OT:	81,292	83,613	86,153	88,973	91,928	94,930	97,967	101,053	104,196	107,330	110,492
Reest -	BA:	0	0	0	0	0	0	0	0	0	0	0
Mar15	OP:	0	0									
	OT:	0	0	0	0	0	0	0	0	0	0	0
Reest -	BA:	-10,720	-12,722	-14,684	-16,828	-19,254	-21,885	-24,714	-27,733	-30,961	-34,338	-37,930
Orig	OP:	-6,892	-7,083									
	OT:	-10,592	-12,680	-14,611	-16,736	-19,155	-21,785	-24,613	-27,628	-30,853	-34,235	-37,818




Sorted by FUNC, SFUN, TID, SUB
 (amounts in millions)

		2015	2016	2017	2018	2019	2020	2021	2022	2023	2024	2025
INCOME SECURITY (600)												
024 8135 0 7 602 BB02 32 82 10 N												
Trust Fund												
FERS Benefits and Mandatory Admin.												
Pres 16	BA:	11,165	12,600	14,271	16,191	18,336	20,685	23,231	25,977	28,916	32,022	35,229
Reest	OP:	0	0									
	OT:	11,200	12,575	14,243	16,158	18,299	20,644	23,184	25,925	28,858	31,958	35,158
Mar 15	BA:	11,165	12,600	14,271	16,191	18,336	20,685	23,231	25,977	28,916	32,022	35,229
Base	OP:	0	0									
	OT:	11,200	12,575	14,243	16,158	18,299	20,644	23,184	25,925	28,858	31,958	35,158
Orig	BA:	0	0	0	0	0	0	0	0	0	0	0
Pres	OP:	0	0									
	OT:	0	0	0	0	0	0	0	0	0	0	0
Reest -	BA:	0	0	0	0	0	0	0	0	0	0	0
Mar15	OP:	0	0									
	OT:	0	0	0	0	0	0	0	0	0	0	0
Reest -	BA:	11,165	12,600	14,271	16,191	18,336	20,685	23,231	25,977	28,916	32,022	35,229
Orig	OP:	0	0									
	OT:	11,200	12,575	14,243	16,158	18,299	20,644	23,184	25,925	28,858	31,958	35,158
024 8135 0 7 602 BB03 32 82 10 N												
Trust Fund												
Cross Service Revenue (CIA Benefit Payments)												
Pres 16	BA:	420	425	431	439	447	455	464	472	481	490	499
Reest	OP:	0	0									
	OT:	420	425	431	439	447	455	464	472	481	490	499
Mar 15	BA:	420	425	431	439	447	455	464	472	481	490	499
Base	OP:	0	0									
	OT:	420	425	431	439	447	455	464	472	481	490	499
Orig	BA:	0	0	0	0	0	0	0	0	0	0	0
Pres	OP:	0	0									
	OT:	0	0	0	0	0	0	0	0	0	0	0
Reest -	BA:	0	0	0	0	0	0	0	0	0	0	0
Mar15	OP:	0	0									
	OT:	0	0	0	0	0	0	0	0	0	0	0
Reest -	BA:	420	425	431	439	447	455	464	472	481	490	499
Orig	OP:	0	0									
	OT:	420	425	431	439	447	455	464	472	481	490	499



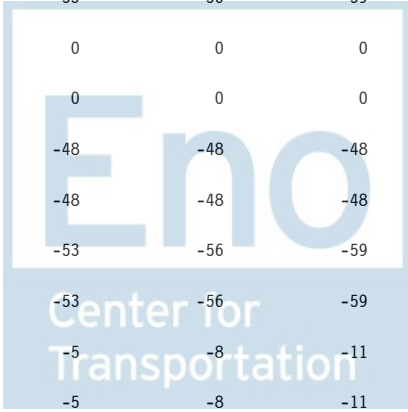
Sorted by FUNC, SFUN, TID, SUB
 (amounts in millions)

		2015	2016	2017	2018	2019	2020	2021	2022	2023	2024	2025
INCOME SECURITY (600)												
024 8135 0 7 602 BS01 32 82 10 A												
Sequester												
Pres 16	BA:	-4	0	0	0	0	0	0	0	0	0	0
Reest	OP:	0	0									
	OT:	-4	0	0	0	0	0	0	0	0	0	0
Mar 15	BA:	-4	-4	0	0	0	0	0	0	0	0	0
Base	OP:	0	0									
	OT:	-4	-4	0	0	0	0	0	0	0	0	0
Orig	BA:	0	0	0	0	0	0	0	0	0	0	0
Pres	OP:	0	0									
	OT:	0	0	0	0	0	0	0	0	0	0	0
Reest -	BA:	0	4	0	0	0	0	0	0	0	0	0
Mar15	OP:	0	0									
	OT:	0	4	0	0	0	0	0	0	0	0	0
Reest -	BA:	-4	0	0	0	0	0	0	0	0	0	0
Orig	OP:	0	0									
	OT:	-4	0	0	0	0	0	0	0	0	0	0
024 8135 0 7 602 BS20 32 82 10 A												
Sequester												
	Pop up											
Pres 16	BA:	3	4	0	0	0	0	0	0	0	0	0
Reest	OP:	0	0									
	OT:	3	4	0	0	0	0	0	0	0	0	0
Mar 15	BA:	3	4	4	0	0	0	0	0	0	0	0
Base	OP:	0	0									
	OT:	3	4	4	0	0	0	0	0	0	0	0
Orig	BA:	0	0	0	0	0	0	0	0	0	0	0
Pres	OP:	0	0									
	OT:	0	0	0	0	0	0	0	0	0	0	0
Reest -	BA:	0	0	-4	0	0	0	0	0	0	0	0
Mar15	OP:	0	0									
	OT:	0	0	-4	0	0	0	0	0	0	0	0
Reest -	BA:	3	4	0	0	0	0	0	0	0	0	0
Orig	OP:	0	0									
	OT:	3	4	0	0	0	0	0	0	0	0	0



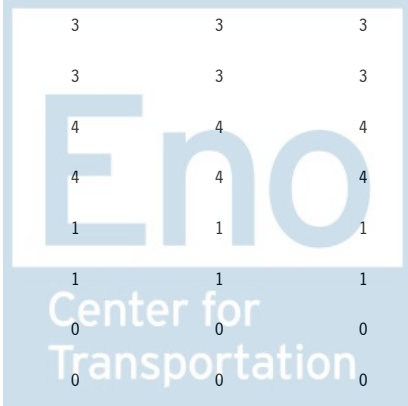
Sorted by FUNC, SFUN, TID, SUB
 (amounts in millions)

		2015	2016	2017	2018	2019	2020	2021	2022	2023	2024	2025
INCOME SECURITY (600)												
024 8135 0 7 602 EA01 32 82 10												
Proposed Legislation												
Pres 16	BA:	0	750	750	0	0	0	0	0	0	0	0
Reest	OP:	0	0									
	OT:	0	750	750	0	0	0	0	0	0	0	0
Mar 15	BA:	0	0	0	0	0	0	0	0	0	0	0
Base	OP:	0	0									
	OT:	0	0	0	0	0	0	0	0	0	0	0
Orig	BA:	750	750	0	0	0	0	0	0	0	0	0
Pres	OP:	0	0									
	OT:	750	750	0	0	0	0	0	0	0	0	0
Reest -	BA:	0	750	750	0	0	0	0	0	0	0	0
Mar15	OP:	0	0									
	OT:	0	750	750	0	0	0	0	0	0	0	0
Reest -	BA:	-750	0	750	0	0	0	0	0	0	0	0
Orig	OP:	0	0									
	OT:	-750	0	750	0	0	0	0	0	0	0	0
024 8135 0 7 602 EA02 32 82 10												
Proposed Legislation												
direct DI retro payment offsets to OPM												
Pres 16	BA:	0	0	0	-46	-47	-49	-51	-53	-56	-59	-62
Reest	OP:	0	0									
	OT:	0	0	0	-46	-47	-49	-51	-53	-56	-59	-62
Mar 15	BA:	0	0	0	0	0	0	0	0	0	0	0
Base	OP:	0	0									
	OT:	0	0	0	0	0	0	0	0	0	0	0
Orig	BA:	6	0	0	-48	-48	-48	-48	-48	-48	-48	-48
Pres	OP:	0	0									
	OT:	6	0	0	-48	-48	-48	-48	-48	-48	-48	-48
Reest -	BA:	0	0	0	-46	-47	-49	-51	-53	-56	-59	-62
Mar15	OP:	0	0									
	OT:	0	0	0	-46	-47	-49	-51	-53	-56	-59	-62
Reest -	BA:	-6	0	0	2	1	-1	-3	-5	-8	-11	-14
Orig	OP:	0	0									
	OT:	-6	0	0	2	1	-1	-3	-5	-8	-11	-14



Sorted by FUNC, SFUN, TID, SUB
 (amounts in millions)

		2015	2016	2017	2018	2019	2020	2021	2022	2023	2024	2025
INCOME SECURITY (600)												
Account Total for Civil service retirement and disability fund												
Pres 16	BA:	82,459	84,949	87,235	89,064	91,755	94,482	97,247	100,073	102,938	105,804	108,596
Reest	OP:	6	6									
	OT:	82,416	84,782	87,063	88,887	91,572	94,295	97,053	99,873	102,733	105,593	108,380
Mar 15	BA:	82,459	84,198	86,492	89,113	91,806	94,537	97,305	100,133	103,000	105,869	108,665
Base	OP:	6	6									
	OT:	82,416	84,031	86,320	88,936	91,623	94,350	97,111	99,933	102,795	105,658	108,449
Orig	BA:	82,351	84,642	86,467	89,260	92,225	95,228	98,269	101,362	104,510	107,641	110,812
Pres	OP:	6,892	7,083									
	OT:	82,145	84,458	86,250	89,024	91,980	94,982	98,021	101,109	104,255	107,391	110,555
Reest -	BA:	0	751	743	-49	-51	-55	-58	-60	-62	-65	-69
Mar15	OP:	0	0									
	OT:	0	751	743	-49	-51	-55	-58	-60	-62	-65	-69
Reest -	BA:	108	307	768	-196	-470	-746	-1,022	-1,289	-1,572	-1,837	-2,216
Orig	OP:	-6,886	-7,077									
	OT:	271	324	813	-137	-408	-687	-968	-1,236	-1,522	-1,798	-2,175
Employees life insurance fund												
024 8424 0 8 602 AA03 FS FS 03 N												
Appropriation												
Pres 16	BA:	2	4	4	4	4	4	4	4	4	4	4
Reest	OP:	0	0									
	OT:	2	4	4	4	4	4	4	4	4	4	4
Mar 15	BA:	2	2	2	2	3	3	3	3	3	3	3
Base	OP:	0	0									
	OT:	2	2	2	2	3	3	3	3	3	3	3
Orig	BA:	4	4	4	4	4	4	4	4	4	4	4
Pres	OP:	0	0									
	OT:	4	4	4	4	4	4	4	4	4	4	4
Reest -	BA:	0	2	2	2	1	1	1	1	1	1	1
Mar15	OP:	0	0									
	OT:	0	2	2	2	1	1	1	1	1	1	1
Reest -	BA:	-2	0	0	0	0	0	0	0	0	0	0
Orig	OP:	0	0									
	OT:	-2	0	0	0	0	0	0	0	0	0	0



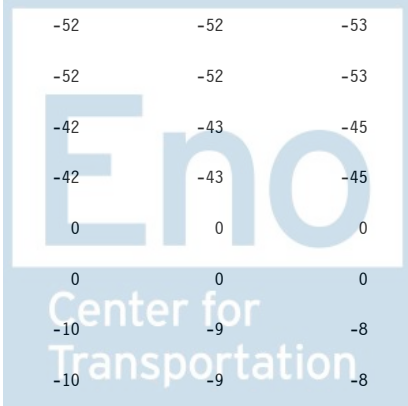
Sorted by FUNC, SFUN, TID, SUB
 (amounts in millions)

		2015	2016	2017	2018	2019	2020	2021	2022	2023	2024	2025
INCOME SECURITY (600)												
024 8424 0 8 602 BC01 32 82 10 N												
Trust Revolving Fund												
FEGLI Net Outlays less interest												
Pres 16	BA:	-1	-1	-1	-1	-1	-1	-1	-1	-1	-1	-1
Reest	OP:	0	0									
	OT:	-688	-658	-615	-568	-539	-529	-523	-518	-503	-480	-448
Mar 15	BA:	-1	-1	-1	-1	-1	-1	-1	-1	-1	-1	-1
Base	OP:	0	0									
	OT:	-688	-658	-615	-568	-539	-529	-523	-518	-503	-480	-448
Orig	BA:	-4	-4	-3	-6	-6	-5	-6	-6	-5	-4	-3
Pres	OP:	918	750									
	OT:	-739	-785	-998	-1,297	-1,627	-1,991	-2,135	-2,233	-2,313	-2,446	-2,474
Reest -	BA:	0	0	0	0	0	0	0	0	0	0	0
Mar15	OP:	0	0									
	OT:	0	0	0	0	0	0	0	0	0	0	0
Reest -	BA:	3	3	2	5	5	4	5	5	4	3	2
Orig	OP:	-918	-750									
	OT:	51	127	383	729	1,088	1,462	1,612	1,715	1,810	1,966	2,026
024 8424 0 8 602 BC02 32 82 10 N WI1												
Trust Revolving Fund												
Interest Receipts												
Pres 16	BA:	-1	-1	-1	-1	-1	-1	-1	-1	-1	-1	-1
Reest	OP:	0	0									
	OT:	-497	-633	-963	-1,504	-1,881	-1,972	-2,121	-2,221	-2,324	-2,431	-2,540
Mar 15	BA:	-1	-1	-1	-1	-1	-1	-1	-1	-1	-1	-1
Base	OP:	0	0									
	OT:	-497	-633	-963	-1,504	-1,881	-1,972	-2,121	-2,221	-2,324	-2,431	-2,540
Orig	BA:	0	0	0	0	0	0	0	0	0	0	0
Pres	OP:	0	0									
	OT:	0	0	0	0	0	0	0	0	0	0	0
Reest -	BA:	0	0	0	0	0	0	0	0	0	0	0
Mar15	OP:	0	0									
	OT:	0	0	0	0	0	0	0	0	0	0	0
Reest -	BA:	-1	-1	-1	-1	-1	-1	-1	-1	-1	-1	-1
Orig	OP:	0	0									
	OT:	-497	-633	-963	-1,504	-1,881	-1,972	-2,121	-2,221	-2,324	-2,431	-2,540



Sorted by FUNC, SFUN, TID, SUB
 (amounts in millions)

		2015	2016	2017	2018	2019	2020	2021	2022	2023	2024	2025
INCOME SECURITY (600)												
Account Total for Employees life insurance fund												
Pres 16	BA:	0	2	2	2	2	2	2	2	2	2	2
Reest	OP:	0	0									
	OT:	-1,183	-1,287	-1,574	-2,068	-2,416	-2,497	-2,640	-2,735	-2,823	-2,907	-2,984
Mar 15	BA:	0	0	0	0	1	1	1	1	1	1	1
Base	OP:	0	0									
	OT:	-1,183	-1,289	-1,576	-2,070	-2,417	-2,498	-2,641	-2,736	-2,824	-2,908	-2,985
Orig	BA:	0	0	1	-2	-2	-1	-2	-2	-1	0	1
Pres	OP:	918	750									
	OT:	-735	-781	-994	-1,293	-1,623	-1,987	-2,131	-2,229	-2,309	-2,442	-2,470
Reest -	BA:	0	2	2	2	1	1	1	1	1	1	1
Mar15	OP:	0	0									
	OT:	0	2	2	2	1	1	1	1	1	1	1
Reest -	BA:	0	2	1	4	4	3	4	4	3	2	1
Orig	OP:	-918	-750									
	OT:	-448	-506	-580	-775	-793	-510	-509	-506	-514	-465	-514
Salaries of Re-employed Annuitants												
024 9990 8 7 602 CB01 XX XX 20 N												
Offsetting Receipts												
Pres 16	BA:	-50	-50	-51	-51	-51	-52	-52	-52	-52	-53	-54
Reest	OP:	0	0									
	OT:	-50	-50	-51	-51	-51	-52	-52	-52	-52	-53	-54
Mar 15	BA:	-50	-50	-51	-51	-51	-52	-52	-52	-52	-53	-54
Base	OP:	0	0									
	OT:	-50	-50	-51	-51	-51	-52	-52	-52	-52	-53	-54
Orig	BA:	-44	-43	-41	-41	-40	-41	-41	-42	-43	-45	-47
Pres	OP:	0	0									
	OT:	-44	-43	-41	-41	-40	-41	-41	-42	-43	-45	-47
Reest -	BA:	0	0	0	0	0	0	0	0	0	0	0
Mar15	OP:	0	0									
	OT:	0	0	0	0	0	0	0	0	0	0	0
Reest -	BA:	-6	-7	-10	-10	-11	-11	-11	-10	-9	-8	-7
Orig	OP:	0	0									
	OT:	-6	-7	-10	-10	-11	-11	-11	-10	-9	-8	-7



Sorted by FUNC, SFUN, TID, SUB
 (amounts in millions)

		2015	2016	2017	2018	2019	2020	2021	2022	2023	2024	2025
INCOME SECURITY (600)												
Federal Retirement Thrift Investment Board												
Federal Retirement Thrift Investment Board												
Program expenses												
026 5290 0 2 602 BA01 32 82 10 N												
Federal Fund												
Pres 16	BA:	140	141	142	143	144	146	147	148	149	150	151
Reest	OP:	0	0									
	OT:	140	141	142	143	144	146	147	148	149	150	151
Mar 15	BA:	140	141	142	143	144	146	147	148	149	150	151
Base	OP:	0	0									
	OT:	140	141	142	143	144	146	147	148	149	150	151
Orig	BA:	207	209	212	217	225	230	233	237	240	243	243
Pres	OP:	32	0									
	OT:	239	209	212	217	225	230	233	237	240	243	243
Reest -	BA:	0	0	0	0	0	0	0	0	0	0	0
Mar15	OP:	0	0									
	OT:	0	0	0	0	0	0	0	0	0	0	0
Reest -	BA:	-67	-68	-70	-74	-81	-84	-86	-89	-91	-93	-92
Orig	OP:	-32	0									
	OT:	-99	-68	-70	-74	-81	-84	-86	-89	-91	-93	-92



Sorted by FUNC, SFUN, TID, SUB
 (amounts in millions)

		2015	2016	2017	2018	2019	2020	2021	2022	2023	2024	2025
INCOME SECURITY (600)												
Reimbursement for program expenses, Federal Retirement Thrift												
026 9992 8 1 602 CB01 XX XX 10 N												
Offsetting Receipts												
Pres 16	BA:	-140	-141	-142	-143	-144	-146	-147	-148	-149	-150	-151
Reest	OP:	0	0									
	OT:	-140	-141	-142	-143	-144	-146	-147	-148	-149	-150	-151
Mar 15	BA:	-140	-141	-142	-143	-144	-146	-147	-148	-149	-150	-151
Base	OP:	0	0									
	OT:	-140	-141	-142	-143	-144	-146	-147	-148	-149	-150	-151
Orig	BA:	-209	-210	-212	-217	-225	-230	-233	-237	-240	-243	-243
Pres	OP:	0	0									
	OT:	-209	-210	-212	-217	-225	-230	-233	-237	-240	-243	-243
Reest -	BA:	0	0	0	0	0	0	0	0	0	0	0
Mar15	OP:	0	0									
	OT:	0	0	0	0	0	0	0	0	0	0	0
Reest -	BA:	69	69	70	74	81	84	86	89	91	93	92
Orig	OP:	0	0									
	OT:	69	69	70	74	81	84	86	89	91	93	92



Sorted by FUNC, SFUN, TID, SUB
 (amounts in millions)

		2015	2016	2017	2018	2019	2020	2021	2022	2023	2024	2025
INCOME SECURITY (600)												
International Assistance Programs												
Agency for International Development												
Foreign Service national separation liability trust fund												
072 8342 0 7 602 BB01 31 80 10 N												
Trust Fund												
Pres 16	BA:	2	2	2	2	2	2	2	2	2	2	2
Reest	OP:	0	0									
	OT:	2	2	2	2	2	2	2	2	2	2	2
Mar 15	BA:	2	2	2	2	2	2	2	2	2	2	2
Base	OP:	0	0									
	OT:	2	2	2	2	2	2	2	2	2	2	2
Orig	BA:	4	4	4	4	4	4	4	4	4	4	4
Pres	OP:	3	3									
	OT:	3	3	3	3	3	3	3	3	3	3	0
Reest -	BA:	0	0	0	0	0	0	0	0	0	0	0
Mar15	OP:	0	0									
	OT:	0	0	0	0	0	0	0	0	0	0	0
Reest -	BA:	-2	-2	-2	-2	-2	-2	-2	-2	-2	-2	-2
Orig	OP:	-3	-3									
	OT:	-1	-1	-1	-1	-1	-1	-1	-1	-1	-1	2



Sorted by FUNC, SFUN, TID, SUB
 (amounts in millions)

		2015	2016	2017	2018	2019	2020	2021	2022	2023	2024	2025
INCOME SECURITY (600)												
Agency for International Development												
Foreign service national separation liability												
072 9990 8 7 602 CB01 XX XX 10 N												
Offsetting Receipts												
Foreign Service Nat Sep Liab												
Pres 16	BA:	-2	-2	-2	-2	-2	-2	-2	-2	-2	-2	-2
Reest	OP:	0	0									
	OT:	-2	-2	-2	-2	-2	-2	-2	-2	-2	-2	-2
Mar 15	BA:	-2	-2	-2	-2	-2	-2	-2	-2	-2	-2	-2
Base	OP:	0	0									
	OT:	-2	-2	-2	-2	-2	-2	-2	-2	-2	-2	-2
Orig	BA:	-4	-4	-4	-4	-4	-4	-4	-4	-4	-4	-4
Pres	OP:	0	0									
	OT:	-4	-4	-4	-4	-4	-4	-4	-4	-4	-4	-4
Reest -	BA:	0	0	0	0	0	0	0	0	0	0	0
Mar15	OP:	0	0									
	OT:	0	0	0	0	0	0	0	0	0	0	0
Reest -	BA:	2	2	2	2	2	2	2	2	2	2	2
Orig	OP:	0	0									
	OT:	2	2	2	2	2	2	2	2	2	2	2




Sorted by FUNC, SFUN, TID, SUB
 (amounts in millions)

	2015	2016	2017	2018	2019	2020	2021	2022	2023	2024	2025
INCOME SECURITY (600)											
Other Defense Civil Programs											
Armed Forces Retirement Home											
Armed Forces Retirement Home											
084 8522 0 7 602 AA01 MC MC 03 0											
Appropriation											
Pres 16 BA:	63	64	65	67	67	68	69	71	72	73	75
Reest OP:	14	13		67	67	68	69	71	72	73	75
OT:	64	64	65	67	67	68	69	71	72	73	75
Mar 15 BA:	63	65	66	68	70	72	74	77	79	81	84
Base OP:	14	13		68	70	72	74	76	79	81	83
OT:	64	65	66	68	70	72	74	76	79	81	83
Orig BA:	63	64	65	67	67	68	69	71	72	73	75
Pres OP:	16	8		67	67	68	69	71	72	73	75
OT:	63	56	65	66	66	70	70	72	71	73	74
Reest - BA:	0	-1	-1	-1	-3	-4	-5	-6	-7	-8	-9
Mar15 OP:	0	0		-1	-3	-4	-5	-6	-7	-8	-9
OT:	0	-1	-1	-1	-3	-4	-5	-5	-7	-8	-8
Reest - BA:	0	0	0	0	0	0	0	0	0	0	0
Orig OP:	-2	5		0	0	0	0	0	0	0	0
OT:	1	8	0	1	1	-2	-1	-1	1	0	1



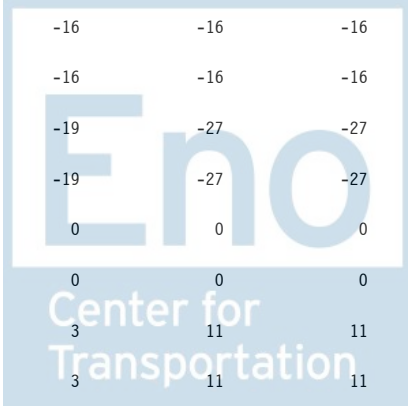
Sorted by FUNC, SFUN, TID, SUB
 (amounts in millions)

		2015	2016	2017	2018	2019	2020	2021	2022	2023	2024	2025
INCOME SECURITY (600)												
Fees paid by residents												
084 9991 8 7 602 AA01 XX XX 10												
Appropriation												
Pres 16	BA:	0	0	0	0	0	0	0	0	0	0	0
Reest	OP:	0	0									
	OT:	0	0	0	0	0	0	0	0	0	0	0
Mar 15	BA:	0	0	0	0	0	0	0	0	0	0	0
Base	OP:	0	0									
	OT:	0	0	0	0	0	0	0	0	0	0	0
Orig	BA:	-14	-15	-15	-15	-16	-16	-16	-17	-17	-17	-18
Pres	OP:	0	0									
	OT:	-14	-15	-15	-15	-16	-16	-16	-17	-17	-17	-18
Reest -	BA:	0	0	0	0	0	0	0	0	0	0	0
Mar15	OP:	0	0									
	OT:	0	0	0	0	0	0	0	0	0	0	0
Reest -	BA:	14	15	15	15	16	16	16	17	17	17	18
Orig	OP:	0	0									
	OT:	14	15	15	15	16	16	16	17	17	17	18
084 9991 8 7 602 CB01 XX XX 20 N												
Offsetting Receipts												
US Soldiers and Airmen's Home												
Pres 16	BA:	-7	-7	-7	-8	-8	-8	-8	-8	-8	-8	-8
Reest	OP:	0	0									
	OT:	-7	-7	-7	-8	-8	-8	-8	-8	-8	-8	-8
Mar 15	BA:	-7	-7	-7	-8	-8	-8	-8	-8	-8	-8	-8
Base	OP:	0	0									
	OT:	-7	-7	-7	-8	-8	-8	-8	-8	-8	-8	-8
Orig	BA:	-1	-1	-1	-2	-2	-2	-2	-2	-2	-2	-2
Pres	OP:	0	0									
	OT:	-1	-1	-1	-2	-2	-2	-2	-2	-2	-2	-2
Reest -	BA:	0	0	0	0	0	0	0	0	0	0	0
Mar15	OP:	0	0									
	OT:	0	0	0	0	0	0	0	0	0	0	0
Reest -	BA:	-6	-6	-6	-6	-6	-6	-6	-6	-6	-6	-6
Orig	OP:	0	0									
	OT:	-6	-6	-6	-6	-6	-6	-6	-6	-6	-6	-6



Sorted by FUNC, SFUN, TID, SUB
 (amounts in millions)

		2015	2016	2017	2018	2019	2020	2021	2022	2023	2024	2025
INCOME SECURITY (600)												
084 9991 8 7 602 CB02 XX XX 20 N												
Offsetting Receipts												
US Naval Home												
Pres 16	BA:	-7	-7	-7	-7	-8	-8	-8	-8	-8	-8	-8
Reest	OP:	0	0									
	OT:	-7	-7	-7	-7	-8	-8	-8	-8	-8	-8	-8
Mar 15	BA:	-7	-7	-7	-7	-8	-8	-8	-8	-8	-8	-8
Base	OP:	0	0									
	OT:	-7	-7	-7	-7	-8	-8	-8	-8	-8	-8	-8
Orig	BA:	0	0	0	0	0	0	0	0	0	0	0
Pres	OP:	0	0									
	OT:	0	0	0	0	0	0	0	0	0	0	0
Reest -	BA:	0	0	0	0	0	0	0	0	0	0	0
Mar15	OP:	0	0									
	OT:	0	0	0	0	0	0	0	0	0	0	0
Reest -	BA:	-7	-7	-7	-7	-8	-8	-8	-8	-8	-8	-8
Orig	OP:	0	0									
	OT:	-7	-7	-7	-7	-8	-8	-8	-8	-8	-8	-8
Account Total for Fees paid by residents												
Pres 16	BA:	-14	-14	-14	-15	-16	-16	-16	-16	-16	-16	-16
Reest	OP:	0	0									
	OT:	-14	-14	-14	-15	-16	-16	-16	-16	-16	-16	-16
Mar 15	BA:	-14	-14	-14	-15	-16	-16	-16	-16	-16	-16	-16
Base	OP:	0	0									
	OT:	-14	-14	-14	-15	-16	-16	-16	-16	-16	-16	-16
Orig	BA:	-15	-16	-16	-17	-18	-18	-18	-19	-27	-27	-28
Pres	OP:	0	0									
	OT:	-15	-16	-16	-17	-18	-18	-18	-19	-27	-27	-28
Reest -	BA:	0	0	0	0	0	0	0	0	0	0	0
Mar15	OP:	0	0									
	OT:	0	0	0	0	0	0	0	0	0	0	0
Reest -	BA:	1	2	2	2	2	2	2	3	11	11	12
Orig	OP:	0	0									
	OT:	1	2	2	2	2	2	2	3	11	11	12



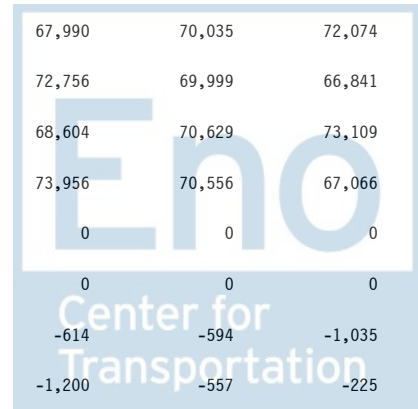
Sorted by FUNC, SFUN, TID, SUB
 (amounts in millions)

		2015	2016	2017	2018	2019	2020	2021	2022	2023	2024	2025
INCOME SECURITY (600)												
Military Retirement												
Military retirement fund												
097 8097 0 7 602 BB01 22 66 10 N												
Trust Fund												
Pres 16	BA:	56,719	57,669	59,139	60,664	62,391	64,160	66,015	67,990	70,035	72,074	74,195
Reest	OP:	0	0									
	OT:	56,620	57,576	59,014	60,538	62,248	64,013	65,861	67,826	69,865	71,905	74,025
Mar 15	BA:	56,719	57,669	59,139	60,664	62,391	64,160	66,015	67,990	70,035	72,074	74,195
Base	OP:	0	0									
	OT:	56,620	57,576	59,014	60,538	62,248	64,013	65,861	67,826	69,865	71,905	74,025
Orig	BA:	56,444	57,789	59,308	60,815	62,667	64,579	66,556	68,604	70,629	73,109	75,064
Pres	OP:	4,541	4,744									
	OT:	56,241	61,951	59,236	56,085	62,441	64,346	66,317	73,956	70,556	67,066	74,794
Reest -	BA:	0	0	0	0	0	0	0	0	0	0	0
Mar15	OP:	0	0									
	OT:	0	0	0	0	0	0	0	0	0	0	0
Reest -	BA:	275	-120	-169	-151	-276	-419	-541	-614	-594	-1,035	-869
Orig	OP:	-4,541	-4,744									
	OT:	379	-4,375	-222	4,453	-193	-333	-456	-6,130	-691	4,839	-769



Sorted by FUNC, SFUN, TID, SUB
 (amounts in millions)

		2015	2016	2017	2018	2019	2020	2021	2022	2023	2024	2025
INCOME SECURITY (600)												
097 8097 0 7 602 BB02 22 66 10 N												
Trust Fund												
Pay Shift												
Pres 16	BA:	0	0	0	0	0	0	0	0	0	0	0
Reest	OP:	0	0									
	OT:	0	4,336	60	-4,396	0	0	0	4,930	134	-5,064	0
Mar 15	BA:	0	0	0	0	0	0	0	0	0	0	0
Base	OP:	0	0									
	OT:	0	4,336	60	-4,396	0	0	0	4,930	134	-5,064	0
Orig	BA:	0	0	0	0	0	0	0	0	0	0	0
Pres	OP:	0	0									
	OT:	0	0	0	0	0	0	0	0	0	0	0
Reest -	BA:	0	0	0	0	0	0	0	0	0	0	0
Mar15	OP:	0	0									
	OT:	0	0	0	0	0	0	0	0	0	0	0
Reest -	BA:	0	0	0	0	0	0	0	0	0	0	0
Orig	OP:	0	0									
	OT:	0	4,336	60	-4,396	0	0	0	4,930	134	-5,064	0
Account Total for Military retirement fund												
Pres 16	BA:	56,719	57,669	59,139	60,664	62,391	64,160	66,015	67,990	70,035	72,074	74,195
Reest	OP:	0	0									
	OT:	56,620	61,912	59,074	56,142	62,248	64,013	65,861	72,756	69,999	66,841	74,025
Mar 15	BA:	56,719	57,669	59,139	60,664	62,391	64,160	66,015	67,990	70,035	72,074	74,195
Base	OP:	0	0									
	OT:	56,620	61,912	59,074	56,142	62,248	64,013	65,861	72,756	69,999	66,841	74,025
Orig	BA:	56,444	57,789	59,308	60,815	62,667	64,579	66,556	68,604	70,629	73,109	75,064
Pres	OP:	4,541	4,744									
	OT:	56,241	61,951	59,236	56,085	62,441	64,346	66,317	73,956	70,556	67,066	74,794
Reest -	BA:	0	0	0	0	0	0	0	0	0	0	0
Mar15	OP:	0	0									
	OT:	0	0	0	0	0	0	0	0	0	0	0
Reest -	BA:	275	-120	-169	-151	-276	-419	-541	-614	-594	-1,035	-869
Orig	OP:	-4,541	-4,744									
	OT:	379	-39	-162	57	-193	-333	-456	-1,200	-557	-225	-769



Sorted by FUNC, SFUN, TID, SUB
 (amounts in millions)

		2015	2016	2017	2018	2019	2020	2021	2022	2023	2024	2025
INCOME SECURITY (600)												
Subfunction Total for 602 Federal employee retirement and disability (602)												
Pres 16	BA:	140,401	143,871	147,684	151,078	155,535	160,080	164,753	169,611	174,580	179,545	184,521
Reest	OP:	22	19									
	OT:	139,076	146,657	145,870	144,308	152,790	157,246	161,762	171,439	171,513	171,191	181,148
Mar 15	BA:	140,401	143,130	146,936	151,126	155,598	160,149	164,827	169,689	174,661	179,630	184,612
Base	OP:	22	19									
	OT:	139,076	145,916	145,122	144,356	152,853	157,315	161,836	171,516	171,594	171,276	181,238
Orig	BA:	140,175	143,835	147,250	151,589	156,454	161,422	166,482	171,654	176,852	182,507	187,664
Pres	OP:	12,584	12,619									
	OT:	139,024	146,982	145,919	145,244	154,278	158,867	163,767	174,441	174,138	173,686	184,574
Reest -	BA:	0	741	748	-48	-63	-69	-74	-78	-81	-85	-91
Mar15	OP:	0	0									
	OT:	0	741	748	-48	-63	-69	-74	-77	-81	-85	-90
Reest -	BA:	226	36	434	-511	-919	-1,342	-1,729	-2,043	-2,272	-2,962	-3,143
Orig	OP:	-12,562	-12,600									
	OT:	52	-325	-49	-936	-1,488	-1,621	-2,005	-3,002	-2,625	-2,495	-3,426



Sorted by FUNC, SFUN, TID, SUB
(amounts in millions)

	2015	2016	2017	2018	2019	2020	2021	2022	2023	2024	2025
INCOME SECURITY (600)											




Sorted by FUNC, SFUN, TID, SUB
 (amounts in millions)

		2015	2016	2017	2018	2019	2020	2021	2022	2023	2024	2025
INCOME SECURITY (600)												
Unemployment compensation (603)												
Department of Labor												
Employment and Training Administration												
Short Time Compensation Programs												
016 0168 0 1 603 BA01 29 87 10 N												
Federal Fund												
Pres 16	BA:	65	15	0	0	0	0	0	0	0	0	0
Reest	OP:	0	0									
	OT:	65	15	0	0	0	0	0	0	0	0	0
Mar 15	BA:	65	15	0	0	0	0	0	0	0	0	0
Base	OP:	0	0									
	OT:	65	15	0	0	0	0	0	0	0	0	0
Orig	BA:	78	2	0	0	0	0	0	0	0	0	0
Pres	OP:	15	0									
	OT:	69	2	0	0	0	0	0	0	0	0	0
Reest -	BA:	0	0	0	0	0	0	0	0	0	0	0
Mar15	OP:	0	0									
	OT:	0	0	0	0	0	0	0	0	0	0	0
Reest -	BA:	-13	13	0	0	0	0	0	0	0	0	0
Orig	OP:	-15	0									
	OT:	-4	13	0	0	0	0	0	0	0	0	0




Sorted by FUNC, SFUN, TID, SUB
 (amounts in millions)

		2015	2016	2017	2018	2019	2020	2021	2022	2023	2024	2025
INCOME SECURITY (600)												
016 0168 0 1 603 BS01 29 87 10 A												
Sequester												
Pres 16	BA:	-5	0	0	0	0	0	0	0	0	0	0
Reest	OP:	0	0									
	OT:	-5	0	0	0	0	0	0	0	0	0	0
Mar 15	BA:	-5	-1	0	0	0	0	0	0	0	0	0
Base	OP:	0	0									
	OT:	-5	-1	0	0	0	0	0	0	0	0	0
Orig	BA:	0	0	0	0	0	0	0	0	0	0	0
Pres	OP:	0	0									
	OT:	0	0	0	0	0	0	0	0	0	0	0
Reest -	BA:	0	1	0	0	0	0	0	0	0	0	0
Mar15	OP:	0	0									
	OT:	0	1	0	0	0	0	0	0	0	0	0
Reest -	BA:	-5	0	0	0	0	0	0	0	0	0	0
Orig	OP:	0	0									
	OT:	-5	0	0	0	0	0	0	0	0	0	0
Account Total for Short Time Compensation Programs												
Pres 16	BA:	60	15	0	0	0	0	0	0	0	0	0
Reest	OP:	0	0									
	OT:	60	15	0	0	0	0	0	0	0	0	0
Mar 15	BA:	60	14	0	0	0	0	0	0	0	0	0
Base	OP:	0	0									
	OT:	60	14	0	0	0	0	0	0	0	0	0
Orig	BA:	78	2	0	0	0	0	0	0	0	0	0
Pres	OP:	15	0									
	OT:	69	2	0	0	0	0	0	0	0	0	0
Reest -	BA:	0	1	0	0	0	0	0	0	0	0	0
Mar15	OP:	0	0									
	OT:	0	1	0	0	0	0	0	0	0	0	0
Reest -	BA:	-18	13	0	0	0	0	0	0	0	0	0
Orig	OP:	-15	0									
	OT:	-9	13	0	0	0	0	0	0	0	0	0



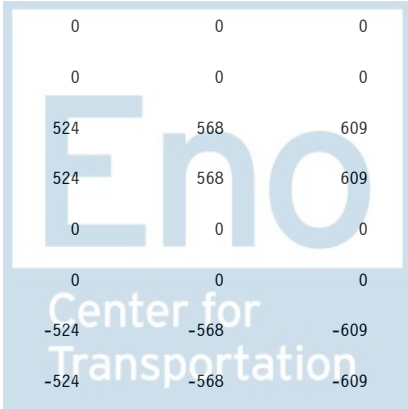
Sorted by FUNC, SFUN, TID, SUB
 (amounts in millions)

		2015	2016	2017	2018	2019	2020	2021	2022	2023	2024	2025
INCOME SECURITY (600)												
State unemployment insurance and employment service operations												
016 0179 0 1 603 AA01 LA LA 03												
Appropriation												
Pres 16	BA:	0	0	0	0	0	0	0	0	0	0	0
Reest	OP:	0	0									
	OT:	0	0	0	0	0	0	0	0	0	0	0
Mar 15	BA:	0	0	0	0	0	0	0	0	0	0	0
Base	OP:	0	0									
	OT:	0	0	0	0	0	0	0	0	0	0	0
Orig	BA:	0	-2	-2	-3	-2	-2	-2	-3	-2	-3	-2
Pres	OP:	937	419									
	OT:	518	-16	-12	-11	-7	-6	-11	-12	-11	-12	-11
Reest -	BA:	0	0	0	0	0	0	0	0	0	0	0
Mar15	OP:	0	0									
	OT:	0	0	0	0	0	0	0	0	0	0	0
Reest -	BA:	0	2	2	3	2	2	2	3	2	3	2
Orig	OP:	-937	-419									
	OT:	-518	16	12	11	7	6	11	12	11	12	11
016 0179 0 1 603 BA01 29 78 10												
Federal Fund												
Pres 16	BA:	0	0	0	0	0	0	0	0	0	0	0
Reest	OP:	0	0									
	OT:	0	0	0	0	0	0	0	0	0	0	0
Mar 15	BA:	0	0	0	0	0	0	0	0	0	0	0
Base	OP:	0	0									
	OT:	0	0	0	0	0	0	0	0	0	0	0
Orig	BA:	0	0	0	0	0	0	0	0	0	0	0
Pres	OP:	315	0									
	OT:	315	0	0	0	0	0	0	0	0	0	0
Reest -	BA:	0	0	0	0	0	0	0	0	0	0	0
Mar15	OP:	0	0									
	OT:	0	0	0	0	0	0	0	0	0	0	0
Reest -	BA:	0	0	0	0	0	0	0	0	0	0	0
Orig	OP:	-315	0									
	OT:	-315	0	0	0	0	0	0	0	0	0	0



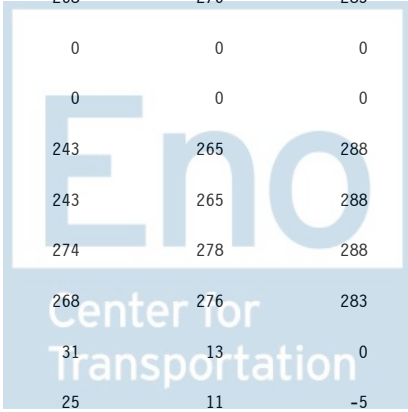
Sorted by FUNC, SFUN, TID, SUB
 (amounts in millions)

		2015	2016	2017	2018	2019	2020	2021	2022	2023	2024	2025
INCOME SECURITY (600)												
Account Total for State unemployment insurance and employment service operations												
Pres 16	BA:	0	0	0	0	0	0	0	0	0	0	0
Reest	OP:	0	0									
	OT:	0	0	0	0	0	0	0	0	0	0	0
Mar 15	BA:	0	0	0	0	0	0	0	0	0	0	0
Base	OP:	0	0									
	OT:	0	0	0	0	0	0	0	0	0	0	0
Orig	BA:	0	-2	-2	-3	-2	-2	-2	-3	-2	-3	-2
Pres	OP:	1,252	419									
	OT:	833	-16	-12	-11	-7	-6	-11	-12	-11	-12	-11
Reest -	BA:	0	0	0	0	0	0	0	0	0	0	0
Mar15	OP:	0	0									
	OT:	0	0	0	0	0	0	0	0	0	0	0
Reest -	BA:	0	2	2	3	2	2	2	3	2	3	2
Orig	OP:	-1,252	-419									
	OT:	-833	16	12	11	7	6	11	12	11	12	11
Federal unemployment benefits and allowances												
016 0326 0 1 603 AA01 LA LA 10 N												
Appropriation												
Pres 16	BA:	358	0	0	0	0	0	0	0	0	0	0
Reest	OP:	37	120									
	OT:	252	120	0	0	0	0	0	0	0	0	0
Mar 15	BA:	358	0	0	0	0	0	0	0	0	0	0
Base	OP:	37	120									
	OT:	252	120	0	0	0	0	0	0	0	0	0
Orig	BA:	423	381	369	376	395	430	476	524	568	609	619
Pres	OP:	0	0									
	OT:	423	381	369	376	395	430	476	524	568	609	619
Reest -	BA:	0	0	0	0	0	0	0	0	0	0	0
Mar15	OP:	0	0									
	OT:	0	0	0	0	0	0	0	0	0	0	0
Reest -	BA:	-65	-381	-369	-376	-395	-430	-476	-524	-568	-609	-619
Orig	OP:	37	120									
	OT:	-171	-261	-369	-376	-395	-430	-476	-524	-568	-609	-619



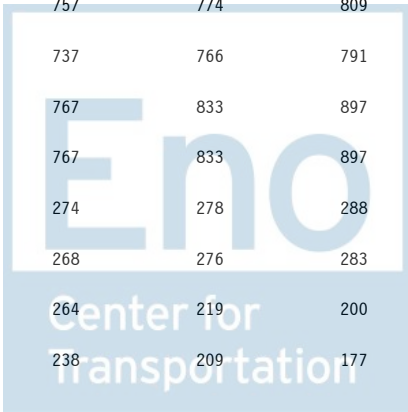
Sorted by FUNC, SFUN, TID, SUB
 (amounts in millions)

		2015	2016	2017	2018	2019	2020	2021	2022	2023	2024	2025
INCOME SECURITY (600)												
016 0326 0 1 603 BA03 LA LA 10 N												
Federal Fund												
Wage Insurance												
Pres 16	BA:	28	0	0	0	0	0	0	0	0	0	0
Reest	OP:	38	23									
	OT:	45	23	1	0	0	0	0	0	0	0	0
Mar 15	BA:	28	0	0	0	0	0	0	0	0	0	0
Base	OP:	38	23									
	OT:	45	23	1	0	0	0	0	0	0	0	0
Orig	BA:	0	0	0	0	0	0	0	0	0	0	0
Pres	OP:	0	0									
	OT:	0	0	0	0	0	0	0	0	0	0	0
Reest -	BA:	0	0	0	0	0	0	0	0	0	0	0
Mar15	OP:	0	0									
	OT:	0	0	0	0	0	0	0	0	0	0	0
Reest -	BA:	28	0	0	0	0	0	0	0	0	0	0
Orig	OP:	38	23									
	OT:	45	23	1	0	0	0	0	0	0	0	0
016 0326 0 1 603 EA01 58 78 10												
Proposed Legislation												
Pres 16	BA:	0	165	329	241	253	257	262	274	278	288	288
Reest	OP:	0	0									
	OT:	0	70	242	287	247	255	260	268	276	283	288
Mar 15	BA:	0	0	0	0	0	0	0	0	0	0	0
Base	OP:	0	0									
	OT:	0	0	0	0	0	0	0	0	0	0	0
Orig	BA:	0	30	100	145	180	197	219	243	265	288	296
Pres	OP:	0	0									
	OT:	0	30	100	145	180	197	219	243	265	288	296
Reest -	BA:	0	165	329	241	253	257	262	274	278	288	288
Mar15	OP:	0	0									
	OT:	0	70	242	287	247	255	260	268	276	283	288
Reest -	BA:	0	135	229	96	73	60	43	31	13	0	-8
Orig	OP:	0	0									
	OT:	0	40	142	142	67	58	41	25	11	-5	-8



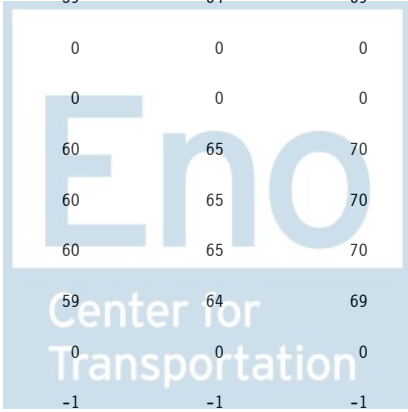
Sorted by FUNC, SFUN, TID, SUB
 (amounts in millions)

		2015	2016	2017	2018	2019	2020	2021	2022	2023	2024	2025
INCOME SECURITY (600)												
016 0326 0 1 603 EB02 58 LA 10 N												
Legislation assumed in baseline												
Pres 16	BA:	0	439	622	640	682	699	717	757	774	809	809
Reest	OP:	0	0									
	OT:	0	268	532	631	661	690	708	737	766	791	809
Mar 15	BA:	0	439	622	640	682	699	717	757	774	809	809
Base	OP:	0	0									
	OT:	0	268	532	631	661	690	708	737	766	791	809
Orig	BA:	0	0	0	0	0	0	0	0	0	0	0
Pres	OP:	0	0									
	OT:	0	0	0	0	0	0	0	0	0	0	0
Reest -	BA:	0	0	0	0	0	0	0	0	0	0	0
Mar15	OP:	0	0									
	OT:	0	0	0	0	0	0	0	0	0	0	0
Reest -	BA:	0	439	622	640	682	699	717	757	774	809	809
Orig	OP:	0	0									
	OT:	0	268	532	631	661	690	708	737	766	791	809
Account Total for Federal unemployment benefits and allowances												
Pres 16	BA:	386	604	951	881	935	956	979	1,031	1,052	1,097	1,097
Reest	OP:	75	143									
	OT:	297	481	775	918	908	945	968	1,005	1,042	1,074	1,097
Mar 15	BA:	386	439	622	640	682	699	717	757	774	809	809
Base	OP:	75	143									
	OT:	297	411	533	631	661	690	708	737	766	791	809
Orig	BA:	423	411	469	521	575	627	695	767	833	897	915
Pres	OP:	0	0									
	OT:	423	411	469	521	575	627	695	767	833	897	915
Reest -	BA:	0	165	329	241	253	257	262	274	278	288	288
Mar15	OP:	0	0									
	OT:	0	70	242	287	247	255	260	268	276	283	288
Reest -	BA:	-37	193	482	360	360	329	284	264	219	200	182
Orig	OP:	75	143									
	OT:	-126	70	306	397	333	318	273	238	209	177	182



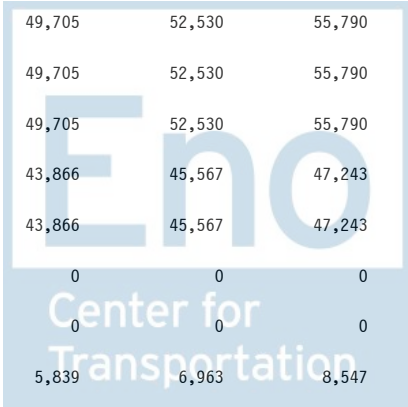
Sorted by FUNC, SFUN, TID, SUB
 (amounts in millions)

		2015	2016	2017	2018	2019	2020	2021	2022	2023	2024	2025
INCOME SECURITY (600)												
Unemployment Trust Fund												
016 8042 0 7 603 AA01 LA LA 03 N												
Appropriation												
Pres 16	BA:	2,797	2,875	2,929	2,985	3,013	3,042	3,099	3,159	3,219	3,280	3,343
Reest	OP:	435	420									
	OT:	2,812	2,864	2,921	2,977	3,009	3,038	3,090	3,150	3,210	3,271	3,334
Mar 15	BA:	2,797	2,559	2,666	2,789	2,983	3,155	3,310	3,437	3,577	3,741	3,803
Base	OP:	435	420									
	OT:	2,812	2,595	2,650	2,771	2,954	3,130	3,287	3,418	3,556	3,717	3,794
Orig	BA:	2,797	2,875	2,929	2,985	3,013	3,042	3,099	3,159	3,219	3,280	3,343
Pres	OP:	1,063	419									
	OT:	3,441	2,863	2,921	2,977	3,009	3,037	3,091	3,150	3,210	3,271	3,333
Reest -	BA:	0	316	263	196	30	-113	-211	-278	-358	-461	-460
Mar15	OP:	0	0									
	OT:	0	269	271	206	55	-92	-197	-268	-346	-446	-460
Reest -	BA:	0	0	0	0	0	0	0	0	0	0	0
Orig	OP:	-628	1									
	OT:	-629	1	0	0	0	1	-1	0	0	0	1
016 8042 0 7 603 AA02 LA LA 03 PRGINT												
Appropriation												
Pres 16	BA:	0	30	35	40	45	50	55	60	65	70	75
Reest	OP:	0	0									
	OT:	0	26	34	39	44	49	54	59	64	69	74
Mar 15	BA:	0	0	0	0	0	0	0	0	0	0	0
Base	OP:	0	0									
	OT:	0	0	0	0	0	0	0	0	0	0	0
Orig	BA:	0	30	35	40	45	50	55	60	65	70	75
Pres	OP:	0	0									
	OT:	0	30	35	40	45	50	55	60	65	70	75
Reest -	BA:	0	30	35	40	45	50	55	60	65	70	75
Mar15	OP:	0	0									
	OT:	0	26	34	39	44	49	54	59	64	69	74
Reest -	BA:	0	0	0	0	0	0	0	0	0	0	0
Orig	OP:	0	0									
	OT:	0	-4	-1	-1	-1	-1	-1	-1	-1	-1	-1



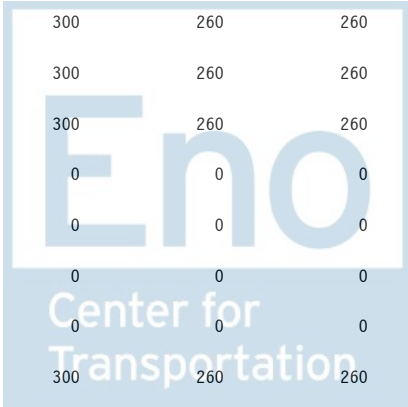
Sorted by FUNC, SFUN, TID, SUB
 (amounts in millions)

		2015	2016	2017	2018	2019	2020	2021	2022	2023	2024	2025
INCOME SECURITY (600)												
016 8042 0 7 603 AA03 LA LA 03												
Appropriation												
AWIU Contingency												
Pres 16	BA:	0	20	0	0	0	0	0	0	0	0	0
Reest	OP:	0	0									
	OT:	0	17	3	0	0	0	0	0	0	0	0
Mar 15	BA:	0	0	0	0	0	0	0	0	0	0	0
Base	OP:	0	0									
	OT:	0	0	0	0	0	0	0	0	0	0	0
Orig	BA:	0	0	0	0	0	0	0	0	0	0	0
Pres	OP:	0	0									
	OT:	0	0	0	0	0	0	0	0	0	0	0
Reest -	BA:	0	20	0	0	0	0	0	0	0	0	0
Mar15	OP:	0	0									
	OT:	0	17	3	0	0	0	0	0	0	0	0
Reest -	BA:	0	20	0	0	0	0	0	0	0	0	0
Orig	OP:	0	0									
	OT:	0	17	3	0	0	0	0	0	0	0	0
016 8042 0 7 603 BB04 58 78 10 N												
Trust Fund												
Regular Benefits												
Pres 16	BA:	33,310	34,255	35,960	38,045	41,185	44,245	47,100	49,705	52,530	55,790	58,625
Reest	OP:	0	0									
	OT:	33,310	34,255	35,960	38,045	41,185	44,245	47,100	49,705	52,530	55,790	58,625
Mar 15	BA:	33,310	34,255	35,960	38,045	41,185	44,245	47,100	49,705	52,530	55,790	58,625
Base	OP:	0	0									
	OT:	33,310	34,255	35,960	38,045	41,185	44,245	47,100	49,705	52,530	55,790	58,625
Orig	BA:	35,867	35,546	35,796	36,790	38,504	40,404	42,577	43,866	45,567	47,243	49,078
Pres	OP:	1,873	0									
	OT:	37,745	35,546	35,796	36,790	38,504	40,404	42,577	43,866	45,567	47,243	49,078
Reest -	BA:	0	0	0	0	0	0	0	0	0	0	0
Mar15	OP:	0	0									
	OT:	0	0	0	0	0	0	0	0	0	0	0
Reest -	BA:	-2,557	-1,291	164	1,255	2,681	3,841	4,523	5,839	6,963	8,547	9,547
Orig	OP:	-1,873	0									
	OT:	-4,435	-1,291	164	1,255	2,681	3,841	4,523	5,839	6,963	8,547	9,547



Sorted by FUNC, SFUN, TID, SUB
 (amounts in millions)

		2015	2016	2017	2018	2019	2020	2021	2022	2023	2024	2025
INCOME SECURITY (600)												
016 8042 0 7 603 BB07 58 78 10 N												
Trust Fund												
Interest payment to Treasury (to sfun 908)												
Pres 16	BA:	430	355	310	140	0	0	0	0	0	0	0
Reest	OP:	0	0									
	OT:	430	355	310	140	0	0	0	0	0	0	0
Mar 15	BA:	430	355	310	140	0	0	0	0	0	0	0
Base	OP:	0	0									
	OT:	430	355	310	140	0	0	0	0	0	0	0
Orig	BA:	410	250	150	70	10	0	0	0	0	0	0
Pres	OP:	0	0									
	OT:	410	250	150	70	10	0	0	0	0	0	0
Reest -	BA:	0	0	0	0	0	0	0	0	0	0	0
Mar15	OP:	0	0									
	OT:	0	0	0	0	0	0	0	0	0	0	0
Reest -	BA:	20	105	160	70	-10	0	0	0	0	0	0
Orig	OP:	0	0									
	OT:	20	105	160	70	-10	0	0	0	0	0	0
016 8042 0 7 603 BC04 58 78 10 N												
Trust Revolving Fund												
EXTENDED BENEFITS - state & fed												
Pres 16	BA:	20	140	150	155	115	185	305	300	260	260	260
Reest	OP:	0	0									
	OT:	20	140	150	155	115	185	305	300	260	260	260
Mar 15	BA:	20	140	150	155	115	185	305	300	260	260	260
Base	OP:	0	0									
	OT:	20	140	150	155	115	185	305	300	260	260	260
Orig	BA:	0	0	0	0	0	0	0	0	0	0	0
Pres	OP:	0	0									
	OT:	0	0	0	0	0	0	0	0	0	0	0
Reest -	BA:	0	0	0	0	0	0	0	0	0	0	0
Mar15	OP:	0	0									
	OT:	0	0	0	0	0	0	0	0	0	0	0
Reest -	BA:	20	140	150	155	115	185	305	300	260	260	260
Orig	OP:	0	0									
	OT:	20	140	150	155	115	185	305	300	260	260	260




Sorted by FUNC, SFUN, TID, SUB
 (amounts in millions)

		2015	2016	2017	2018	2019	2020	2021	2022	2023	2024	2025
INCOME SECURITY (600)												
016 8042 0 7 603 BC08 58 78 10 0												
Trust Revolving Fund												
Treasury Admin												
Pres 16	BA:	65	66	67	69	70	71	73	74	76	77	79
Reest	OP:	0	0									
	OT:	65	66	67	69	70	71	73	74	76	77	79
Mar 15	BA:	65	66	67	69	70	71	73	74	76	77	79
Base	OP:	0	0									
	OT:	65	66	67	69	70	71	73	74	76	77	79
Orig	BA:	0	0	0	0	0	0	0	0	0	0	0
Pres	OP:	0	0									
	OT:	0	0	0	0	0	0	0	0	0	0	0
Reest -	BA:	0	0	0	0	0	0	0	0	0	0	0
Mar15	OP:	0	0									
	OT:	0	0	0	0	0	0	0	0	0	0	0
Reest -	BA:	65	66	67	69	70	71	73	74	76	77	79
Orig	OP:	0	0									
	OT:	65	66	67	69	70	71	73	74	76	77	79
016 8042 0 7 603 BS01 58 78 10 A												
Sequester												
Pres 16	BA:	-33	0	0	0	0	0	0	0	0	0	0
Reest	OP:	0	0									
	OT:	0	0	0	0	0	0	0	0	0	0	0
Mar 15	BA:	-33	-17	0	0	0	0	0	0	0	0	0
Base	OP:	0	0									
	OT:	0	0	0	0	0	0	0	0	0	0	0
Orig	BA:	0	0	0	0	0	0	0	0	0	0	0
Pres	OP:	0	0									
	OT:	0	0	0	0	0	0	0	0	0	0	0
Reest -	BA:	0	17	0	0	0	0	0	0	0	0	0
Mar15	OP:	0	0									
	OT:	0	0	0	0	0	0	0	0	0	0	0
Reest -	BA:	-33	0	0	0	0	0	0	0	0	0	0
Orig	OP:	0	0									
	OT:	0	0	0	0	0	0	0	0	0	0	0



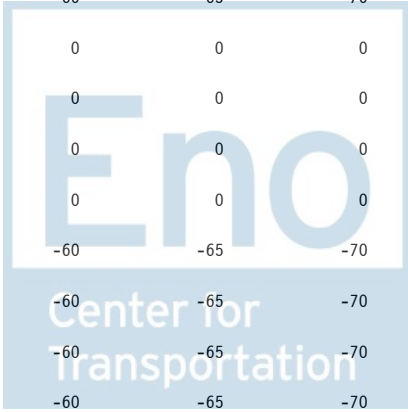
Sorted by FUNC, SFUN, TID, SUB
 (amounts in millions)

		2015	2016	2017	2018	2019	2020	2021	2022	2023	2024	2025
INCOME SECURITY (600)												
016 8042 0 7 603 EA01 58 78 10												
Proposed Legislation												
Improve Extended Benefits												
Pres 16	BA:	0	380	1,143	1,322	1,527	1,285	810	395	383	590	1,087
Reest	OP:	0	0									
	OT:	0	380	1,143	1,322	1,527	1,285	810	395	383	590	1,087
Mar 15	BA:	0	0	0	0	0	0	0	0	0	0	0
Base	OP:	0	0									
	OT:	0	0	0	0	0	0	0	0	0	0	0
Orig	BA:	0	2,828	2,720	3,405	4,759	5,975	6,908	6,291	6,354	6,849	6,532
Pres	OP:	0	0									
	OT:	0	2,828	2,720	3,405	4,759	5,975	6,908	6,291	6,354	6,849	6,532
Reest -	BA:	0	380	1,143	1,322	1,527	1,285	810	395	383	590	1,087
Mar15	OP:	0	0									
	OT:	0	380	1,143	1,322	1,527	1,285	810	395	383	590	1,087
Reest -	BA:	0	-2,448	-1,577	-2,083	-3,232	-4,690	-6,098	-5,896	-5,971	-6,259	-5,445
Orig	OP:	0	0									
	OT:	0	-2,448	-1,577	-2,083	-3,232	-4,690	-6,098	-5,896	-5,971	-6,259	-5,445
016 8042 0 7 603 EA02 58 78 10												
Proposed Legislation												
Modernize UI												
Pres 16	BA:	0	0	0	235	365	415	430	445	460	480	495
Reest	OP:	0	0									
	OT:	0	0	0	235	365	415	430	445	460	480	495
Mar 15	BA:	0	0	0	0	0	0	0	0	0	0	0
Base	OP:	0	0									
	OT:	0	0	0	0	0	0	0	0	0	0	0
Orig	BA:	0	2,520	1,740	720	570	150	0	0	0	0	0
Pres	OP:	0	0									
	OT:	0	2,520	1,740	720	570	150	0	0	0	0	0
Reest -	BA:	0	0	0	235	365	415	430	445	460	480	495
Mar15	OP:	0	0									
	OT:	0	0	0	235	365	415	430	445	460	480	495
Reest -	BA:	0	-2,520	-1,740	-485	-205	265	430	445	460	480	495
Orig	OP:	0	0									
	OT:	0	-2,520	-1,740	-485	-205	265	430	445	460	480	495



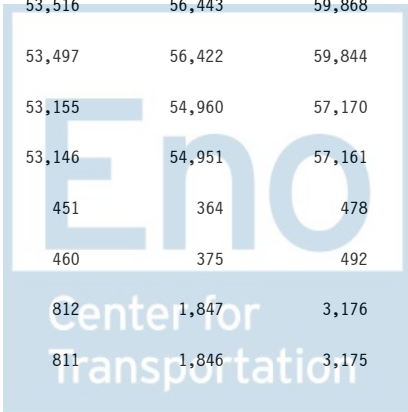
Sorted by FUNC, SFUN, TID, SUB
 (amounts in millions)

		2015	2016	2017	2018	2019	2020	2021	2022	2023	2024	2025
INCOME SECURITY (600)												
016 8042 0 7 603 EA03 58 78 10												
Proposed Legislation												
Pres 16	BA:	0	0	0	0	0	0	0	0	0	0	0
Reest	OP:	0	0									
	OT:	0	0	0	0	0	0	0	0	0	0	0
Mar 15	BA:	0	0	0	0	0	0	0	0	0	0	0
Base	OP:	0	0									
	OT:	0	0	0	0	0	0	0	0	0	0	0
Orig	BA:	0	-8	-17	-24	-25	-27	-29	-29	-30	-32	-33
Pres	OP:	0	0									
	OT:	0	-8	-17	-24	-25	-27	-29	-29	-30	-32	-33
Reest -	BA:	0	0	0	0	0	0	0	0	0	0	0
Mar15	OP:	0	0									
	OT:	0	0	0	0	0	0	0	0	0	0	0
Reest -	BA:	0	8	17	24	25	27	29	29	30	32	33
Orig	OP:	0	0									
	OT:	0	8	17	24	25	27	29	29	30	32	33
016 8042 0 7 603 EA04 58 78 10												
Proposed Legislation												
UI effect of DI overlap proposal												
Pres 16	BA:	0	0	-15	-55	-55	-60	-60	-60	-65	-70	-70
Reest	OP:	0	0									
	OT:	0	0	-15	-55	-55	-60	-60	-60	-65	-70	-70
Mar 15	BA:	0	0	0	0	0	0	0	0	0	0	0
Base	OP:	0	0									
	OT:	0	0	0	0	0	0	0	0	0	0	0
Orig	BA:	0	0	0	0	0	0	0	0	0	0	0
Pres	OP:	0	0									
	OT:	0	0	0	0	0	0	0	0	0	0	0
Reest -	BA:	0	0	-15	-55	-55	-60	-60	-60	-65	-70	-70
Mar15	OP:	0	0									
	OT:	0	0	-15	-55	-55	-60	-60	-60	-65	-70	-70
Reest -	BA:	0	0	-15	-55	-55	-60	-60	-60	-65	-70	-70
Orig	OP:	0	0									
	OT:	0	0	-15	-55	-55	-60	-60	-60	-65	-70	-70



Sorted by FUNC, SFUN, TID, SUB
 (amounts in millions)

		2015	2016	2017	2018	2019	2020	2021	2022	2023	2024	2025
INCOME SECURITY (600)												
016 8042 0 7 603 EE01 XX XX 10												
Non-scoreable secondary effect												
Pres 16	BA:	0	-31	-63	-70	-80	-90	-100	-111	-121	-131	-141
Reest	OP:	0	0									
	OT:	0	-31	-63	-70	-80	-90	-100	-111	-121	-131	-141
Mar 15	BA:	0	0	0	0	0	0	0	0	0	0	0
Base	OP:	0	0									
	OT:	0	0	0	0	0	0	0	0	0	0	0
Orig	BA:	0	-34	-96	-114	-133	-151	-172	-192	-215	-240	-259
Pres	OP:	0	0									
	OT:	0	-34	-96	-114	-133	-151	-172	-192	-215	-240	-259
Reest -	BA:	0	-31	-63	-70	-80	-90	-100	-111	-121	-131	-141
Mar15	OP:	0	0									
	OT:	0	-31	-63	-70	-80	-90	-100	-111	-121	-131	-141
Reest -	BA:	0	3	33	44	53	61	72	81	94	109	118
Orig	OP:	0	0									
	OT:	0	3	33	44	53	61	72	81	94	109	118
Account Total for Unemployment Trust Fund												
Pres 16	BA:	36,589	38,090	40,516	42,866	46,185	49,143	51,712	53,967	56,807	60,346	63,753
Reest	OP:	435	420									
	OT:	36,637	38,072	40,510	42,857	46,180	49,138	51,702	53,957	56,797	60,336	63,743
Mar 15	BA:	36,589	37,358	39,153	41,198	44,353	47,656	50,788	53,516	56,443	59,868	62,767
Base	OP:	435	420									
	OT:	36,637	37,411	39,137	41,180	44,324	47,631	50,765	53,497	56,422	59,844	62,758
Orig	BA:	39,074	44,007	43,257	43,872	46,743	49,443	52,438	53,155	54,960	57,170	58,736
Pres	OP:	2,936	419									
	OT:	41,596	43,995	43,249	43,864	46,739	49,438	52,430	53,146	54,951	57,161	58,726
Reest -	BA:	0	732	1,363	1,668	1,832	1,487	924	451	364	478	986
Mar15	OP:	0	0									
	OT:	0	661	1,373	1,677	1,856	1,507	937	460	375	492	985
Reest -	BA:	-2,485	-5,917	-2,741	-1,006	-558	-300	-726	812	1,847	3,176	5,017
Orig	OP:	-2,501	1									
	OT:	-4,959	-5,923	-2,739	-1,007	-559	-300	-728	811	1,846	3,175	5,017



Sorted by FUNC, SFUN, TID, SUB
 (amounts in millions)

		2015	2016	2017	2018	2019	2020	2021	2022	2023	2024	2025
INCOME SECURITY (600)												
Department of Labor												
Deposits by Federal Agencies to the Federal Employees Compensation												
016 9990 8 7 603 CB01 XX XX 20 N												
Offsetting Receipts												
Pres 16	BA:	-940	-870	-830	-820	-810	-850	-1,020	-980	-950	-950	-900
Reest	OP:	0	0									
	OT:	-940	-870	-830	-820	-810	-850	-1,020	-980	-950	-950	-900
Mar 15	BA:	-940	-870	-830	-820	-810	-850	-1,020	-980	-950	-950	-900
Base	OP:	0	0									
	OT:	-940	-870	-830	-820	-810	-850	-1,020	-980	-950	-950	-900
Orig	BA:	0	0	0	0	0	0	0	0	0	0	0
Pres	OP:	0	0									
	OT:	0	0	0	0	0	0	0	0	0	0	0
Reest -	BA:	0	0	0	0	0	0	0	0	0	0	0
Mar15	OP:	0	0									
	OT:	0	0	0	0	0	0	0	0	0	0	0
Reest -	BA:	-940	-870	-830	-820	-810	-850	-1,020	-980	-950	-950	-900
Orig	OP:	0	0									
	OT:	-940	-870	-830	-820	-810	-850	-1,020	-980	-950	-950	-900



Sorted by FUNC, SFUN, TID, SUB
 (amounts in millions)

		2015	2016	2017	2018	2019	2020	2021	2022	2023	2024	2025
INCOME SECURITY (600)												
Unemployment trust fund, repayable advances												
020 9990 8 7 603 CB01 XX XX 10												
Offsetting Receipts												
Pres 16	BA:	0	0	0	0	0	0	0	0	0	0	0
Reest	OP:	0	0									
	OT:	0	0	0	0	0	0	0	0	0	0	0
Mar 15	BA:	0	0	0	0	0	0	0	0	0	0	0
Base	OP:	0	0									
	OT:	0	0	0	0	0	0	0	0	0	0	0
Orig	BA:	-850	-805	-774	-756	-752	-790	-941	-897	-851	-864	-889
Pres	OP:	0	0									
	OT:	-850	-805	-774	-756	-752	-790	-941	-897	-851	-864	-889
Reest -	BA:	0	0	0	0	0	0	0	0	0	0	0
Mar15	OP:	0	0									
	OT:	0	0	0	0	0	0	0	0	0	0	0
Reest -	BA:	850	805	774	756	752	790	941	897	851	864	889
Orig	OP:	0	0									
	OT:	850	805	774	756	752	790	941	897	851	864	889




Sorted by FUNC, SFUN, TID, SUB
 (amounts in millions)

		2015	2016	2017	2018	2019	2020	2021	2022	2023	2024	2025
INCOME SECURITY (600)												
Railroad Retirement Board												
Railroad Retirement Board												
Railroad unemployment insurance trust fund												
060 8051 0 7 603 AA01 LA LA 03 0												
Appropriation												
Pres 16	BA:	16	16	16	17	17	17	17	18	18	18	19
Reest	OP:	0	0									
	OT:	16	16	16	17	17	17	17	18	18	18	19
Mar 15	BA:	16	16	17	17	17	18	18	18	19	19	19
Base	OP:	0	0									
	OT:	16	16	17	17	17	18	18	18	19	19	19
Orig	BA:	15	16	16	17	17	17	17	18	18	18	19
Pres	OP:	0	0									
	OT:	15	16	16	17	17	17	17	18	18	18	19
Reest -	BA:	0	0	-1	0	0	-1	-1	0	-1	-1	0
Mar15	OP:	0	0									
	OT:	0	0	-1	0	0	-1	-1	0	-1	-1	0
Reest -	BA:	1	0	0	0	0	0	0	0	0	0	0
Orig	OP:	0	0									
	OT:	1	0	0	0	0	0	0	0	0	0	0



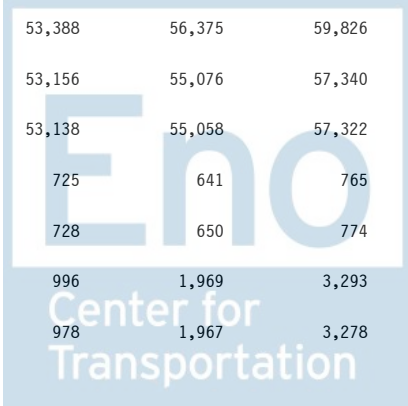
Sorted by FUNC, SFUN, TID, SUB
 (amounts in millions)

		2015	2016	2017	2018	2019	2020	2021	2022	2023	2024	2025
INCOME SECURITY (600)												
060 8051 0 7 603 BB01 48 87 10 N												
Trust Fund												
Pres 16	BA:	92	108	111	110	110	111	114	116	118	122	124
Reest	OP:	0	0									
	OT:	92	108	111	110	110	111	114	116	118	122	124
Mar 15	BA:	92	108	111	110	110	111	114	116	118	122	124
Base	OP:	0	0									
	OT:	92	108	111	110	110	111	114	116	118	122	124
Orig	BA:	92	108	111	110	110	111	114	116	118	122	124
Pres	OP:	0	0									
	OT:	92	108	111	110	110	111	114	116	118	122	124
Reest -	BA:	0	0	0	0	0	0	0	0	0	0	0
Mar15	OP:	0	0									
	OT:	0	0	0	0	0	0	0	0	0	0	0
Reest -	BA:	0	0	0	0	0	0	0	0	0	0	0
Orig	OP:	0	0									
	OT:	0	0	0	0	0	0	0	0	0	0	0
060 8051 0 7 603 BS01 58 78 10 A												
Sequester												
Pres 16	BA:	-9	0	0	0	0	0	0	0	0	0	0
Reest	OP:	0	0									
	OT:	-9	0	0	0	0	0	0	0	0	0	0
Mar 15	BA:	-9	-7	0	0	0	0	0	0	0	0	0
Base	OP:	0	0									
	OT:	-9	-7	0	0	0	0	0	0	0	0	0
Orig	BA:	0	0	0	0	0	0	0	0	0	0	0
Pres	OP:	0	0									
	OT:	0	0	0	0	0	0	0	0	0	0	0
Reest -	BA:	0	7	0	0	0	0	0	0	0	0	0
Mar15	OP:	0	0									
	OT:	0	7	0	0	0	0	0	0	0	0	0
Reest -	BA:	-9	0	0	0	0	0	0	0	0	0	0
Orig	OP:	0	0									
	OT:	-9	0	0	0	0	0	0	0	0	0	0



Sorted by FUNC, SFUN, TID, SUB
 (amounts in millions)

		2015	2016	2017	2018	2019	2020	2021	2022	2023	2024	2025
INCOME SECURITY (600)												
Account Total for Railroad unemployment insurance trust fund												
Pres 16	BA:	99	124	127	127	127	128	131	134	136	140	143
Reest	OP:	0	0									
	OT:	99	124	127	127	127	128	131	134	136	140	143
Mar 15	BA:	99	117	128	127	127	129	132	134	137	141	143
Base	OP:	0	0									
	OT:	99	117	128	127	127	129	132	134	137	141	143
Orig	BA:	107	124	127	127	127	128	131	134	136	140	143
Pres	OP:	0	0									
	OT:	107	124	127	127	127	128	131	134	136	140	143
Reest -	BA:	0	7	-1	0	0	-1	-1	0	-1	-1	0
Mar15	OP:	0	0									
	OT:	0	7	-1	0	0	-1	-1	0	-1	-1	0
Reest -	BA:	-8	0	0	0	0	0	0	0	0	0	0
Orig	OP:	0	0									
	OT:	-8	0	0	0	0	0	0	0	0	0	0
Subfunction Total for 603 Unemployment compensation (603)												
Pres 16	BA:	36,194	37,963	40,764	43,054	46,437	49,377	51,802	54,152	57,045	60,633	64,093
Reest	OP:	510	563									
	OT:	36,153	37,822	40,582	43,082	46,405	49,361	51,781	54,116	57,025	60,600	64,083
Mar 15	BA:	36,194	37,058	39,073	41,145	44,352	47,634	50,617	53,427	56,404	59,868	62,819
Base	OP:	510	563									
	OT:	36,153	37,083	38,968	41,118	44,302	47,600	50,585	53,388	56,375	59,826	62,810
Orig	BA:	38,832	43,737	43,077	43,761	46,691	49,406	52,321	53,156	55,076	57,340	58,903
Pres	OP:	4,203	838									
	OT:	42,178	43,711	43,059	43,745	46,682	49,397	52,304	53,138	55,058	57,322	58,884
Reest -	BA:	0	905	1,691	1,909	2,085	1,743	1,185	725	641	765	1,274
Mar15	OP:	0	0									
	OT:	0	739	1,614	1,964	2,103	1,761	1,196	728	650	774	1,273
Reest -	BA:	-2,638	-5,774	-2,313	-707	-254	-29	-519	996	1,969	3,293	5,190
Orig	OP:	-3,693	-275									
	OT:	-6,025	-5,889	-2,477	-663	-277	-36	-523	978	1,967	3,278	5,199



Sorted by FUNC, SFUN, TID, SUB
 (amounts in millions)

		2015	2016	2017	2018	2019	2020	2021	2022	2023	2024	2025
INCOME SECURITY (600)												
Housing assistance (604)												
Department of Agriculture												
Rural Housing Service												
Rental assistance program												
012 0137 0 1 604 AA01 AR AR 03 0												
Appropriation												
Pres 16	BA:	1,089	1,172	1,195	1,219	1,232	1,244	1,269	1,294	1,320	1,346	1,373
Reest	OP:	660	642									
	OT:	1,139	1,158	1,199	1,206	1,225	1,237	1,255	1,280	1,305	1,331	1,358
Mar 15	BA:	1,089	1,105	1,125	1,148	1,171	1,195	1,219	1,244	1,269	1,295	1,321
Base	OP:	660	642									
	OT:	1,139	1,128	1,131	1,135	1,158	1,182	1,206	1,230	1,255	1,280	1,306
Orig	BA:	1,089	1,172	1,195	1,219	1,232	1,244	1,269	1,294	1,320	1,346	1,373
Pres	OP:	507	767									
	OT:	834	1,119	1,184	1,210	1,221	1,234	1,251	1,274	1,299	1,325	1,352
Reest -	BA:	0	67	70	71	61	49	50	50	51	51	52
Mar15	OP:	0	0									
	OT:	0	30	68	71	67	55	49	50	50	51	52
Reest -	BA:	0	0	0	0	0	0	0	0	0	0	0
Orig	OP:	153	-125									
	OT:	305	39	15	-4	4	3	4	6	6	6	6



Sorted by FUNC, SFUN, TID, SUB
 (amounts in millions)

		2015	2016	2017	2018	2019	2020	2021	2022	2023	2024	2025
INCOME SECURITY (600)												
Rural housing assistance grants												
012 1953 0 1 604 AA01 AR AR 03 0												
Appropriation												
Pres 16	BA:	32	25	26	26	26	27	27	28	28	29	29
Reest	OP:	12	12									
	OT:	32	28	26	26	26	27	27	28	28	29	29
Mar 15	BA:	32	32	33	34	34	35	36	37	37	38	39
Base	OP:	12	12									
	OT:	32	32	33	34	34	35	36	37	37	38	39
Orig	BA:	32	25	26	26	26	27	27	28	28	29	29
Pres	OP:	10	8									
	OT:	37	31	29	28	28	27	27	28	28	29	29
Reest -	BA:	0	-7	-7	-8	-8	-8	-9	-9	-9	-9	-10
Mar15	OP:	0	0									
	OT:	0	-4	-7	-8	-8	-8	-9	-9	-9	-9	-10
Reest -	BA:	0	0	0	0	0	0	0	0	0	0	0
Orig	OP:	2	4									
	OT:	-5	-3	-3	-2	-2	0	0	0	0	0	0




Sorted by FUNC, SFUN, TID, SUB
 (amounts in millions)

		2015	2016	2017	2018	2019	2020	2021	2022	2023	2024	2025
INCOME SECURITY (600)												
Multifamily housing revitalization program account												
012 2002 0 1 604 AA01 AR AR 03 0												
Appropriation												
Multi-family housing revitalization program												
Pres 16	BA:	17	19	34	35	36	36	37	37	38	38	39
Reest	OP:	15	17									
	OT:	17	19	20	28	35	36	36	37	37	38	38
Mar 15	BA:	17	17	18	18	18	19	19	19	20	20	21
Base	OP:	15	17									
	OT:	17	19	17	18	18	18	19	19	19	20	20
Orig	BA:	24	34	34	35	36	36	37	37	38	38	39
Pres	OP:	26	33									
	OT:	29	38	45	40	37	35	35	35	37	38	38
Reest -	BA:	0	2	16	17	18	17	18	18	18	18	18
Mar15	OP:	0	0									
	OT:	0	0	3	10	17	18	17	18	18	18	18
Reest -	BA:	-7	-15	0	0	0	0	0	0	0	0	0
Orig	OP:	-11	-16									
	OT:	-12	-19	-25	-12	-2	1	1	2	0	0	0



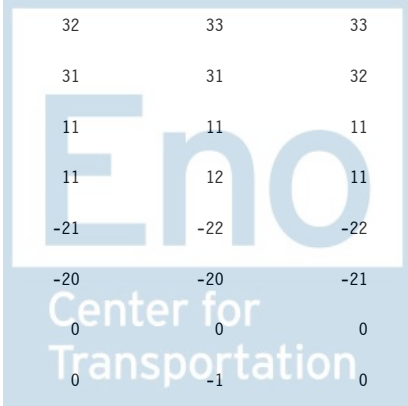
Sorted by FUNC, SFUN, TID, SUB
 (amounts in millions)

		2015	2016	2017	2018	2019	2020	2021	2022	2023	2024	2025
INCOME SECURITY (600)												
012 2002 0 1 604 AA02 AR AR 03 0												
Appropriation												
Rural housing vouchers												
Pres 16	BA:	7	15	0	0	0	0	0	0	0	0	0
Reest	OP:	7	5									
	OT:	9	10	11	0	0	0	0	0	0	0	0
Mar 15	BA:	7	7	7	7	8	8	8	8	8	8	8
Base	OP:	7	5									
	OT:	9	7	7	7	7	8	8	8	8	8	8
Orig	BA:	0	0	0	0	0	0	0	0	0	0	0
Pres	OP:	0	0									
	OT:	0	0	0	0	0	0	0	0	0	0	0
Reest -	BA:	0	8	-7	-7	-8	-8	-8	-8	-8	-8	-8
Mar15	OP:	0	0									
	OT:	0	3	4	-7	-7	-8	-8	-8	-8	-8	-8
Reest -	BA:	7	15	0	0	0	0	0	0	0	0	0
Orig	OP:	7	5									
	OT:	9	10	11	0	0	0	0	0	0	0	0
012 2002 0 1 604 BA02 24 68 10 N RD												
Federal Fund												
Pres 16	BA:	-1	0	0	0	0	0	0	0	0	0	0
Reest	OP:	0	0									
	OT:	-1	0	0	0	0	0	0	0	0	0	0
Mar 15	BA:	-1	0	0	0	0	0	0	0	0	0	0
Base	OP:	0	0									
	OT:	-1	0	0	0	0	0	0	0	0	0	0
Orig	BA:	-1	0	0	0	0	0	0	0	0	0	0
Pres	OP:	0	0									
	OT:	-1	0	0	0	0	0	0	0	0	0	0
Reest -	BA:	0	0	0	0	0	0	0	0	0	0	0
Mar15	OP:	0	0									
	OT:	0	0	0	0	0	0	0	0	0	0	0
Reest -	BA:	0	0	0	0	0	0	0	0	0	0	0
Orig	OP:	0	0									
	OT:	0	0	0	0	0	0	0	0	0	0	0



Sorted by FUNC, SFUN, TID, SUB
 (amounts in millions)

		2015	2016	2017	2018	2019	2020	2021	2022	2023	2024	2025
INCOME SECURITY (600)												
Account Total for Multifamily housing revitalization program account												
Pres 16	BA:	23	34	34	35	36	36	37	37	38	38	39
Reest	OP:	22	22									
	OT:	25	29	31	28	35	36	36	37	37	38	38
Mar 15	BA:	23	24	25	25	26	27	27	27	28	28	29
Base	OP:	22	22									
	OT:	25	26	24	25	25	26	27	27	27	28	28
Orig	BA:	23	34	34	35	36	36	37	37	38	38	39
Pres	OP:	26	33									
	OT:	28	38	45	40	37	35	35	35	37	38	38
Reest -	BA:	0	10	9	10	10	9	10	10	10	10	10
Mar15	OP:	0	0									
	OT:	0	3	7	3	10	10	9	10	10	10	10
Reest -	BA:	0	0	0	0	0	0	0	0	0	0	0
Orig	OP:	-4	-11									
	OT:	-3	-9	-14	-12	-2	1	1	2	0	0	0
Mutual and self-help housing grants												
012 2006 0 1 604 AA01 AR AR 03 0												
Appropriation												
Pres 16	BA:	28	10	10	10	11	11	11	11	11	11	12
Reest	OP:	25	22									
	OT:	27	23	13	12	12	10	11	11	11	11	11
Mar 15	BA:	28	28	29	30	30	31	31	32	33	33	34
Base	OP:	25	22									
	OT:	27	24	22	25	29	30	30	31	31	32	33
Orig	BA:	28	10	10	10	11	11	11	11	11	11	12
Pres	OP:	26	34									
	OT:	30	35	27	15	13	11	11	11	12	11	11
Reest -	BA:	0	-18	-19	-20	-19	-20	-20	-21	-22	-22	-22
Mar15	OP:	0	0									
	OT:	0	-1	-9	-13	-17	-20	-19	-20	-20	-21	-22
Reest -	BA:	0	0	0	0	0	0	0	0	0	0	0
Orig	OP:	-1	-12									
	OT:	-3	-12	-14	-3	-1	-1	0	0	-1	0	0



Sorted by FUNC, SFUN, TID, SUB
 (amounts in millions)

		2015	2016	2017	2018	2019	2020	2021	2022	2023	2024	2025
INCOME SECURITY (600)												
Department of the Treasury												
Departmental Offices												
Troubled Asset Relief Program, Housing Programs												
020 0136 0 1 604 BA01 24 68 10 N												
Federal Fund												
Pres 16	BA:	3,972	3,573	2,288	1,373	946	674	502	354	285	235	194
Reest	OP:	0	0									
	OT:	3,972	3,573	2,288	1,373	946	674	502	354	285	235	194
Mar 15	BA:	3,972	3,573	2,288	1,373	946	674	502	354	285	235	194
Base	OP:	0	0									
	OT:	3,972	3,573	2,288	1,373	946	674	502	354	285	235	194
Orig	BA:	0	0	0	0	0	0	0	0	0	0	0
Pres	OP:	4,952	5,138									
	OT:	4,952	5,138	4,340	2,797	2,267	1,319	1,319	1,075	474	0	0
Reest -	BA:	0	0	0	0	0	0	0	0	0	0	0
Mar15	OP:	0	0									
	OT:	0	0	0	0	0	0	0	0	0	0	0
Reest -	BA:	3,972	3,573	2,288	1,373	946	674	502	354	285	235	194
Orig	OP:	-4,952	-5,138									
	OT:	-980	-1,565	-2,052	-1,424	-1,321	-645	-817	-721	-189	235	194



Sorted by FUNC, SFUN, TID, SUB
 (amounts in millions)

		2015	2016	2017	2018	2019	2020	2021	2022	2023	2024	2025
INCOME SECURITY (600)												
Department of Housing and Urban Development												
Management and Administration												
Salaries and expenses												
086 0143 0 1 604 AA01 TT TT 03												
Appropriation												
Pres 16	BA:	0	0	0	0	0	0	0	0	0	0	0
Reest	OP:	0	0									
	OT:	0	0	0	0	0	0	0	0	0	0	0
Mar 15	BA:	0	0	0	0	0	0	0	0	0	0	0
Base	OP:	0	0									
	OT:	0	0	0	0	0	0	0	0	0	0	0
Orig	BA:	0	0	0	0	0	0	0	0	0	0	0
Pres	OP:	1	0									
	OT:	1	0	0	0	0	0	0	0	0	0	0
Reest -	BA:	0	0	0	0	0	0	0	0	0	0	0
Mar15	OP:	0	0									
	OT:	0	0	0	0	0	0	0	0	0	0	0
Reest -	BA:	0	0	0	0	0	0	0	0	0	0	0
Orig	OP:	-1	0									
	OT:	-1	0	0	0	0	0	0	0	0	0	0



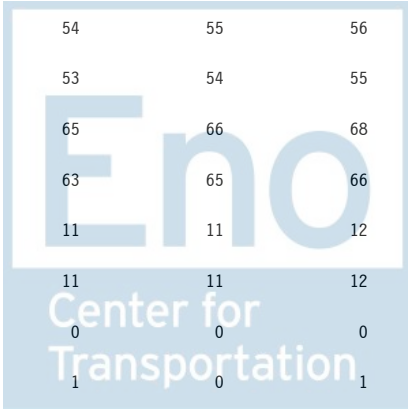
Sorted by FUNC, SFUN, TID, SUB
 (amounts in millions)

		2015	2016	2017	2018	2019	2020	2021	2022	2023	2024	2025
INCOME SECURITY (600)												
Housing Programs												
Housing counseling assistance												
086 0156 0 1 604 AA01 TT TT 03 0												
Appropriation												
Pres 16	BA:	47	60	60	61	62	63	64	65	66	68	69
Reest	OP:	40	31									
	OT:	56	51	60	60	61	62	63	64	65	67	68
Mar 15	BA:	47	48	49	50	51	52	53	54	55	56	57
Base	OP:	40	31									
	OT:	56	47	48	49	50	51	52	53	54	55	56
Orig	BA:	47	59	60	61	62	63	64	65	66	68	69
Pres	OP:	24	39									
	OT:	30	47	56	60	61	62	63	63	65	66	68
Reest -	BA:	0	12	11	11	11	11	11	11	11	12	12
Mar15	OP:	0	0									
	OT:	0	4	12	11	11	11	11	11	11	12	12
Reest -	BA:	0	1	0	0	0	0	0	0	0	0	0
Orig	OP:	16	-8									
	OT:	26	4	4	0	0	0	0	1	0	1	0



Sorted by FUNC, SFUN, TID, SUB
 (amounts in millions)

		2015	2016	2017	2018	2019	2020	2021	2022	2023	2024	2025
INCOME SECURITY (600)												
086 0156 0 1 604 AA02 TT TT 03												
Appropriation												
transfer to TI												
Pres 16	BA:	0	-1	0	0	0	0	0	0	0	0	0
Reest	OP:	0	0									
	OT:	0	0	-1	0	0	0	0	0	0	0	0
Mar 15	BA:	0	0	0	0	0	0	0	0	0	0	0
Base	OP:	0	0									
	OT:	0	0	0	0	0	0	0	0	0	0	0
Orig	BA:	0	0	0	0	0	0	0	0	0	0	0
Pres	OP:	0	0									
	OT:	0	0	0	0	0	0	0	0	0	0	0
Reest -	BA:	0	-1	0	0	0	0	0	0	0	0	0
Mar15	OP:	0	0									
	OT:	0	0	-1	0	0	0	0	0	0	0	0
Reest -	BA:	0	-1	0	0	0	0	0	0	0	0	0
Orig	OP:	0	0									
	OT:	0	0	-1	0	0	0	0	0	0	0	0
Account Total for Housing counseling assistance												
Pres 16	BA:	47	59	60	61	62	63	64	65	66	68	69
Reest	OP:	40	31									
	OT:	56	51	59	60	61	62	63	64	65	67	68
Mar 15	BA:	47	48	49	50	51	52	53	54	55	56	57
Base	OP:	40	31									
	OT:	56	47	48	49	50	51	52	53	54	55	56
Orig	BA:	47	59	60	61	62	63	64	65	66	68	69
Pres	OP:	24	39									
	OT:	30	47	56	60	61	62	63	63	65	66	68
Reest -	BA:	0	11	11	11	11	11	11	11	11	12	12
Mar15	OP:	0	0									
	OT:	0	4	11	11	11	11	11	11	11	12	12
Reest -	BA:	0	0	0	0	0	0	0	0	0	0	0
Orig	OP:	16	-8									
	OT:	26	4	3	0	0	0	0	0	0	1	0



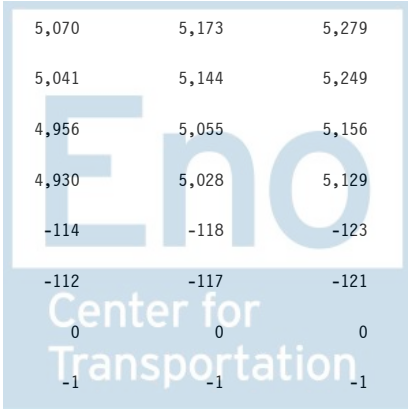
Sorted by FUNC, SFUN, TID, SUB
 (amounts in millions)

		2015	2016	2017	2018	2019	2020	2021	2022	2023	2024	2025
INCOME SECURITY (600)												
Public and Indian Housing Programs												
Public housing operating fund												
086 0163 0 1 604 AA01 TT TT 03 0												
Appropriation												
Pres 16	BA:	4,440	4,600	4,578	4,669	4,716	4,763	4,858	4,956	5,055	5,156	5,259
Reest	OP:	1,200	1,243									
	OT:	4,397	4,555	4,584	4,644	4,703	4,750	4,831	4,929	5,027	5,128	5,230
Mar 15	BA:	4,440	4,507	4,587	4,680	4,773	4,871	4,968	5,070	5,173	5,279	5,386
Base	OP:	1,200	1,243									
	OT:	4,397	4,488	4,565	4,654	4,747	4,844	4,941	5,041	5,144	5,249	5,356
Orig	BA:	4,388	4,488	4,578	4,669	4,716	4,763	4,858	4,956	5,055	5,156	5,259
Pres	OP:	1,146	1,185									
	OT:	4,349	4,461	4,554	4,644	4,704	4,750	4,832	4,930	5,028	5,129	5,231
Reest -	BA:	0	93	-9	-11	-57	-108	-110	-114	-118	-123	-127
Mar15	OP:	0	0									
	OT:	0	67	19	-10	-44	-94	-110	-112	-117	-121	-126
Reest -	BA:	52	112	0	0	0	0	0	0	0	0	0
Orig	OP:	54	58									
	OT:	48	94	30	0	-1	0	-1	-1	-1	-1	-1



Sorted by FUNC, SFUN, TID, SUB
 (amounts in millions)

		2015	2016	2017	2018	2019	2020	2021	2022	2023	2024	2025
INCOME SECURITY (600)												
086 0163 0 1 604 AA02 TT TT 03												
Appropriation												
transfer to TI												
Pres 16	BA:	0	-18	0	0	0	0	0	0	0	0	0
Reest	OP:	0	0									
	OT:	0	-13	-5	0	0	0	0	0	0	0	0
Mar 15	BA:	0	0	0	0	0	0	0	0	0	0	0
Base	OP:	0	0									
	OT:	0	0	0	0	0	0	0	0	0	0	0
Orig	BA:	0	0	0	0	0	0	0	0	0	0	0
Pres	OP:	0	0									
	OT:	0	0	0	0	0	0	0	0	0	0	0
Reest -	BA:	0	-18	0	0	0	0	0	0	0	0	0
Mar15	OP:	0	0									
	OT:	0	-13	-5	0	0	0	0	0	0	0	0
Reest -	BA:	0	-18	0	0	0	0	0	0	0	0	0
Orig	OP:	0	0									
	OT:	0	-13	-5	0	0	0	0	0	0	0	0
Account Total for Public housing operating fund												
Pres 16	BA:	4,440	4,582	4,578	4,669	4,716	4,763	4,858	4,956	5,055	5,156	5,259
Reest	OP:	1,200	1,243									
	OT:	4,397	4,542	4,579	4,644	4,703	4,750	4,831	4,929	5,027	5,128	5,230
Mar 15	BA:	4,440	4,507	4,587	4,680	4,773	4,871	4,968	5,070	5,173	5,279	5,386
Base	OP:	1,200	1,243									
	OT:	4,397	4,488	4,565	4,654	4,747	4,844	4,941	5,041	5,144	5,249	5,356
Orig	BA:	4,388	4,488	4,578	4,669	4,716	4,763	4,858	4,956	5,055	5,156	5,259
Pres	OP:	1,146	1,185									
	OT:	4,349	4,461	4,554	4,644	4,704	4,750	4,832	4,930	5,028	5,129	5,231
Reest -	BA:	0	75	-9	-11	-57	-108	-110	-114	-118	-123	-127
Mar15	OP:	0	0									
	OT:	0	54	14	-10	-44	-94	-110	-112	-117	-121	-126
Reest -	BA:	52	94	0	0	0	0	0	0	0	0	0
Orig	OP:	54	58									
	OT:	48	81	25	0	-1	0	-1	-1	-1	-1	-1



Sorted by FUNC, SFUN, TID, SUB
 (amounts in millions)

		2015	2016	2017	2018	2019	2020	2021	2022	2023	2024	2025
INCOME SECURITY (600)												
Community Planning and Development												
Self-help homeownership opportunity program												
086 0176 0 1 604 AA01 TT TT 03 0												
Appropriation												
Pres 16	BA:	50	0	0	0	0	0	0	0	0	0	0
Reest	OP:	85	59									
	OT:	85	59	45	30	15	5	0	0	0	0	0
Mar 15	BA:	50	51	52	53	54	55	56	57	58	59	61
Base	OP:	85	59									
	OT:	85	59	50	51	51	52	53	54	55	56	57
Orig	BA:	50	0	0	0	0	0	0	0	0	0	0
Pres	OP:	62	59									
	OT:	62	59	46	28	11	6	0	0	0	0	0
Reest -	BA:	0	-51	-52	-53	-54	-55	-56	-57	-58	-59	-61
Mar15	OP:	0	0									
	OT:	0	0	-5	-21	-36	-47	-53	-54	-55	-56	-57
Reest -	BA:	0	0	0	0	0	0	0	0	0	0	0
Orig	OP:	23	0									
	OT:	23	0	-1	2	4	-1	0	0	0	0	0



Sorted by FUNC, SFUN, TID, SUB
 (amounts in millions)

		2015	2016	2017	2018	2019	2020	2021	2022	2023	2024	2025
INCOME SECURITY (600)												
Homeless assistance grants												
086 0192 0 1 604 AA01 TT TT 03 0												
Appropriation												
Pres 16	BA:	2,135	2,480	2,530	2,580	2,606	2,632	2,685	2,738	2,793	2,849	2,906
Reest	OP:	1,900	1,934									
	OT:	1,921	1,959	2,052	2,235	2,302	2,363	2,403	2,441	2,488	2,535	2,585
Mar 15	BA:	2,135	2,167	2,205	2,250	2,295	2,342	2,389	2,438	2,487	2,539	2,590
Base	OP:	1,900	1,934									
	OT:	1,921	1,956	1,993	2,017	2,040	2,081	2,124	2,167	2,210	2,255	2,301
Orig	BA:	2,135	2,480	2,530	2,580	2,606	2,632	2,685	2,738	2,793	2,849	2,906
Pres	OP:	2,007	2,065									
	OT:	2,018	2,077	2,167	2,381	2,471	2,540	2,581	2,621	2,674	2,725	2,779
Reest -	BA:	0	313	325	330	311	290	296	300	306	310	316
Mar15	OP:	0	0									
	OT:	0	3	59	218	262	282	279	274	278	280	284
Reest -	BA:	0	0	0	0	0	0	0	0	0	0	0
Orig	OP:	-107	-131									
	OT:	-97	-118	-115	-146	-169	-177	-178	-180	-186	-190	-194



Sorted by FUNC, SFUN, TID, SUB
 (amounts in millions)

		2015	2016	2017	2018	2019	2020	2021	2022	2023	2024	2025
INCOME SECURITY (600)												
Public and Indian Housing Programs												
Drug elimination grants for low-income housing												
086 0197 0 1 604 IA01 TT TT 03 A												
Rescission												
sec.238												
Pres 16	BA:	-1	0	0	0	0	0	0	0	0	0	0
Reest	OP:	0	0									
	OT:	0	0	0	0	0	0	0	0	0	0	0
Mar 15	BA:	-1	0	0	0	0	0	0	0	0	0	0
Base	OP:	0	0									
	OT:	0	0	0	0	0	0	0	0	0	0	0
Orig	BA:	-1	0	0	0	0	0	0	0	0	0	0
Pres	OP:	0	0									
	OT:	0	0	0	0	0	0	0	0	0	0	0
Reest -	BA:	0	0	0	0	0	0	0	0	0	0	0
Mar15	OP:	0	0									
	OT:	0	0	0	0	0	0	0	0	0	0	0
Reest -	BA:	0	0	0	0	0	0	0	0	0	0	0
Orig	OP:	0	0									
	OT:	0	0	0	0	0	0	0	0	0	0	0



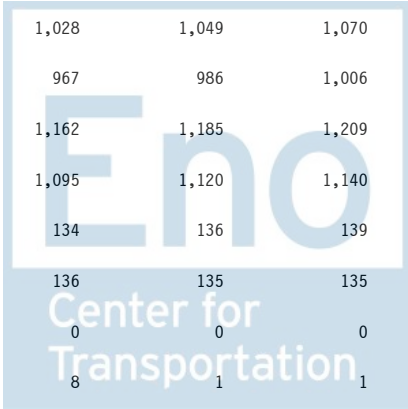
Sorted by FUNC, SFUN, TID, SUB
 (amounts in millions)

		2015	2016	2017	2018	2019	2020	2021	2022	2023	2024	2025
INCOME SECURITY (600)												
Community Planning and Development												
Home investment partnership program												
086 0205 0 1 604 AA01 TT TT 03 0												
Appropriation												
Pres 16	BA:	900	1,060	1,073	1,095	1,105	1,117	1,139	1,162	1,185	1,209	1,233
Reest	OP:	1,189	1,099									
	OT:	1,198	1,110	1,027	997	1,028	1,058	1,077	1,104	1,121	1,141	1,162
Mar 15	BA:	900	914	930	949	968	987	1,007	1,028	1,049	1,070	1,092
Base	OP:	1,189	1,099									
	OT:	1,198	1,108	1,008	937	932	941	949	967	986	1,006	1,027
Orig	BA:	900	1,052	1,073	1,095	1,105	1,117	1,139	1,162	1,185	1,209	1,233
Pres	OP:	1,146	1,033									
	OT:	1,155	1,044	1,082	1,159	1,175	1,067	1,092	1,095	1,120	1,140	1,161
Reest -	BA:	0	146	143	146	137	130	132	134	136	139	141
Mar15	OP:	0	0									
	OT:	0	2	19	60	96	117	128	137	135	135	135
Reest -	BA:	0	8	0	0	0	0	0	0	0	0	0
Orig	OP:	43	66									
	OT:	43	66	-55	-162	-147	-9	-15	9	1	1	1




Sorted by FUNC, SFUN, TID, SUB
 (amounts in millions)

		2015	2016	2017	2018	2019	2020	2021	2022	2023	2024	2025
INCOME SECURITY (600)												
086 0205 0 1 604 AA02 TT TT 03												
Appropriation												
transfer to TI												
Pres 16	BA:	0	-8	0	0	0	0	0	0	0	0	0
Reest	OP:	0	0									
	OT:	0	0	-1	-2	-2	-1	-1	-1	0	0	0
Mar 15	BA:	0	0	0	0	0	0	0	0	0	0	0
Base	OP:	0	0									
	OT:	0	0	0	0	0	0	0	0	0	0	0
Orig	BA:	0	0	0	0	0	0	0	0	0	0	0
Pres	OP:	0	0									
	OT:	0	0	0	0	0	0	0	0	0	0	0
Reest -	BA:	0	-8	0	0	0	0	0	0	0	0	0
Mar15	OP:	0	0									
	OT:	0	0	-1	-2	-2	-1	-1	-1	0	0	0
Reest -	BA:	0	-8	0	0	0	0	0	0	0	0	0
Orig	OP:	0	0									
	OT:	0	0	-1	-2	-2	-1	-1	-1	0	0	0
Account Total for Home investment partnership program												
Pres 16	BA:	900	1,052	1,073	1,095	1,105	1,117	1,139	1,162	1,185	1,209	1,233
Reest	OP:	1,189	1,099									
	OT:	1,198	1,110	1,026	995	1,026	1,057	1,076	1,103	1,121	1,141	1,162
Mar 15	BA:	900	914	930	949	968	987	1,007	1,028	1,049	1,070	1,092
Base	OP:	1,189	1,099									
	OT:	1,198	1,108	1,008	937	932	941	949	967	986	1,006	1,027
Orig	BA:	900	1,052	1,073	1,095	1,105	1,117	1,139	1,162	1,185	1,209	1,233
Pres	OP:	1,146	1,033									
	OT:	1,155	1,044	1,082	1,159	1,175	1,067	1,092	1,095	1,120	1,140	1,161
Reest -	BA:	0	138	143	146	137	130	132	134	136	139	141
Mar15	OP:	0	0									
	OT:	0	2	18	58	94	116	127	136	135	135	135
Reest -	BA:	0	0	0	0	0	0	0	0	0	0	0
Orig	OP:	43	66						0	0	0	0
	OT:	43	66	-56	-164	-149	-10	-16	8	1	1	1




Sorted by FUNC, SFUN, TID, SUB
 (amounts in millions)

		2015	2016	2017	2018	2019	2020	2021	2022	2023	2024	2025
INCOME SECURITY (600)												
Housing Programs												
Other assisted housing programs												
086 0206 0 1 604 AA01 TT TT 03 0												
Appropriation												
Pres 16	BA:	18	30	31	31	32	32	32	33	34	34	35
Reest	OP:	307	265									
	OT:	307	265	232	203	172	145	118	94	73	54	44
Mar 15	BA:	18	18	19	19	19	20	20	21	21	21	22
Base	OP:	307	265									
	OT:	307	265	224	191	160	132	106	82	61	41	31
Orig	BA:	18	30	31	31	32	32	32	33	34	34	35
Pres	OP:	279	227									
	OT:	287	240	200	163	134	112	95	82	71	56	44
Reest -	BA:	0	12	12	12	13	12	12	12	13	13	13
Mar15	OP:	0	0									
	OT:	0	0	8	12	12	13	12	12	12	13	13
Reest -	BA:	0	0	0	0	0	0	0	0	0	0	0
Orig	OP:	28	38									
	OT:	20	25	32	40	38	33	23	12	2	-2	0
086 0206 0 1 604 IA01 TT TT 03 0												
Rescission												
Pres 16	BA:	0	0	0	0	0	0	0	0	0	0	0
Reest	OP:	-3	-1									
	OT:	-3	-1	0	0	0	0	0	0	0	0	0
Mar 15	BA:	0	0	0	0	0	0	0	0	0	0	0
Base	OP:	-3	-1									
	OT:	-3	-1	0	0	0	0	0	0	0	0	0
Orig	BA:	0	0	0	0	0	0	0	0	0	0	0
Pres	OP:	0	0									
	OT:	0	0	0	0	0	0	0	0	0	0	0
Reest -	BA:	0	0	0	0	0	0	0	0	0	0	0
Mar15	OP:	0	0									
	OT:	0	0	0	0	0	0	0	0	0	0	0
Reest -	BA:	0	0	0	0	0	0	0	0	0	0	0
Orig	OP:	-3	-1									
	OT:	-3	-1	0	0	0	0	0	0	0	0	0



Sorted by FUNC, SFUN, TID, SUB
 (amounts in millions)

		2015	2016	2017	2018	2019	2020	2021	2022	2023	2024	2025
INCOME SECURITY (600)												
Account Total for Other assisted housing programs												
Pres 16	BA:	18	30	31	31	32	32	32	33	34	34	35
Reest	OP:	304	264									
	OT:	304	264	232	203	172	145	118	94	73	54	44
Mar 15	BA:	18	18	19	19	19	20	20	21	21	21	22
Base	OP:	304	264									
	OT:	304	264	224	191	160	132	106	82	61	41	31
Orig	BA:	18	30	31	31	32	32	32	33	34	34	35
Pres	OP:	279	227									
	OT:	287	240	200	163	134	112	95	82	71	56	44
Reest -	BA:	0	12	12	12	13	12	12	12	13	13	13
Mar15	OP:	0	0									
	OT:	0	0	8	12	12	13	12	12	12	13	13
Reest -	BA:	0	0	0	0	0	0	0	0	0	0	0
Orig	OP:	25	37									
	OT:	17	24	32	40	38	33	23	12	2	-2	0
Public and Indian Housing Programs												
Revitalization of severely distressed public housing (HOPE VI)												
086 0218 0 1 604 AA01 TT TT 03 0												
Appropriation												
Pres 16	BA:	0	0	0	0	0	0	0	0	0	0	0
Reest	OP:	80	53									
	OT:	80	53	22	0	0	0	0	0	0	0	0
Mar 15	BA:	0	0	0	0	0	0	0	0	0	0	0
Base	OP:	80	53									
	OT:	80	53	22	0	0	0	0	0	0	0	0
Orig	BA:	0	0	0	0	0	0	0	0	0	0	0
Pres	OP:	90	80									
	OT:	90	80	70	51	0	0	0	0	0	0	0
Reest -	BA:	0	0	0	0	0	0	0	0	0	0	0
Mar15	OP:	0	0									
	OT:	0	0	0	0	0	0	0	0	0	0	0
Reest -	BA:	0	0	0	0	0	0	0	0	0	0	0
Orig	OP:	-10	-27									
	OT:	-10	-27	-48	-51	0	0	0	0	0	0	0



Sorted by FUNC, SFUN, TID, SUB
 (amounts in millions)

		2015	2016	2017	2018	2019	2020	2021	2022	2023	2024	2025
INCOME SECURITY (600)												
Native Hawaiian Housing Block Grant												
086 0235 0 1 604 AA01 TT TT 03 0												
Appropriation												
Pres 16	BA:	9	0	0	0	0	0	0	0	0	0	0
Reest	OP:	19	11									
	OT:	20	11	8	5	3	1	0	0	0	0	0
Mar 15	BA:	9	9	9	9	10	10	10	10	10	11	11
Base	OP:	19	11									
	OT:	20	12	11	9	9	9	10	10	10	10	10
Orig	BA:	9	0	0	0	0	0	0	0	0	0	0
Pres	OP:	12	12									
	OT:	13	12	10	8	5	2	1	0	0	0	0
Reest -	BA:	0	-9	-9	-9	-10	-10	-10	-10	-10	-11	-11
Mar15	OP:	0	0									
	OT:	0	-1	-3	-4	-6	-8	-10	-10	-10	-10	-10
Reest -	BA:	0	0	0	0	0	0	0	0	0	0	0
Orig	OP:	7	-1									
	OT:	7	-1	-2	-3	-2	-1	-1	0	0	0	0



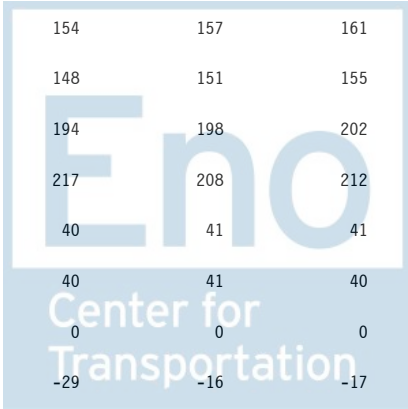
Sorted by FUNC, SFUN, TID, SUB
 (amounts in millions)

		2015	2016	2017	2018	2019	2020	2021	2022	2023	2024	2025
INCOME SECURITY (600)												
Housing Programs												
Housing for persons with disabilities												
086 0237 0 1 604 AA01 TT TT 03 0												
Appropriation												
Pres 16	BA:	135	177	180	183	185	187	191	194	198	202	206
Reest	OP:	163	120									
	OT:	190	155	149	156	159	179	185	188	192	195	199
Mar 15	BA:	135	137	139	142	145	148	151	154	157	161	164
Base	OP:	163	120									
	OT:	190	147	129	127	127	143	145	148	151	155	158
Orig	BA:	135	176	180	183	185	187	191	194	198	202	206
Pres	OP:	153	152									
	OT:	237	262	266	264	263	242	228	217	208	212	204
Reest -	BA:	0	40	41	41	40	39	40	40	41	41	42
Mar15	OP:	0	0									
	OT:	0	8	20	29	32	36	40	40	41	40	41
Reest -	BA:	0	1	0	0	0	0	0	0	0	0	0
Orig	OP:	10	-32									
	OT:	-47	-107	-117	-108	-104	-63	-43	-29	-16	-17	-5



Sorted by FUNC, SFUN, TID, SUB
 (amounts in millions)

		2015	2016	2017	2018	2019	2020	2021	2022	2023	2024	2025
INCOME SECURITY (600)												
086 0237 0 1 604 AA02 TT TT 03												
Appropriation												
transfer to TI												
Pres 16	BA:	0	-1	0	0	0	0	0	0	0	0	0
Reest	OP:	0	0									
	OT:	0	0	0	0	0	0	0	0	0	0	0
Mar 15	BA:	0	0	0	0	0	0	0	0	0	0	0
Base	OP:	0	0									
	OT:	0	0	0	0	0	0	0	0	0	0	0
Orig	BA:	0	0	0	0	0	0	0	0	0	0	0
Pres	OP:	0	0									
	OT:	0	0	0	0	0	0	0	0	0	0	0
Reest -	BA:	0	-1	0	0	0	0	0	0	0	0	0
Mar15	OP:	0	0									
	OT:	0	0	0	0	0	0	0	0	0	0	0
Reest -	BA:	0	-1	0	0	0	0	0	0	0	0	0
Orig	OP:	0	0									
	OT:	0	0	0	0	0	0	0	0	0	0	0
Account Total for Housing for persons with disabilities												
Pres 16	BA:	135	176	180	183	185	187	191	194	198	202	206
Reest	OP:	163	120									
	OT:	190	155	149	156	159	179	185	188	192	195	199
Mar 15	BA:	135	137	139	142	145	148	151	154	157	161	164
Base	OP:	163	120									
	OT:	190	147	129	127	127	143	145	148	151	155	158
Orig	BA:	135	176	180	183	185	187	191	194	198	202	206
Pres	OP:	153	152									
	OT:	237	262	266	264	263	242	228	217	208	212	204
Reest -	BA:	0	39	41	41	40	39	40	40	41	41	42
Mar15	OP:	0	0									
	OT:	0	8	20	29	32	36	40	40	41	40	41
Reest -	BA:	0	0	0	0	0	0	0	0	0	0	0
Orig	OP:	10	-32									
	OT:	-47	-107	-117	-108	-104	-63	-43	-29	-16	-17	-5



Sorted by FUNC, SFUN, TID, SUB
 (amounts in millions)

		2015	2016	2017	2018	2019	2020	2021	2022	2023	2024	2025
INCOME SECURITY (600)												
Public and Indian Housing Programs												
Tenant based rental assistance												
086 0302 0 1 604 AA01 TT TT 03 0												
Appropriation												
Pres 16	BA:	15,304	17,123	17,510	17,861	18,039	18,220	18,584	18,956	19,335	19,721	20,116
Reest	OP:	1,109	2,066									
	OT:	14,347	16,877	17,458	17,814	18,015	18,196	18,535	18,906	19,284	19,669	20,063
Mar 15	BA:	15,304	15,534	15,809	16,130	16,452	16,788	17,125	17,477	17,829	18,196	18,564
Base	OP:	1,109	2,066									
	OT:	14,347	15,503	15,772	16,087	16,409	16,743	17,080	17,429	17,781	18,146	18,514
Orig	BA:	15,336	17,167	17,510	17,861	18,039	18,220	18,584	18,956	19,335	19,721	20,116
Pres	OP:	2,172	1,669									
	OT:	15,804	16,929	17,652	18,019	18,216	18,288	18,541	18,911	19,289	19,674	20,068
Reest -	BA:	0	1,589	1,701	1,731	1,587	1,432	1,459	1,479	1,506	1,525	1,552
Mar15	OP:	0	0									
	OT:	0	1,374	1,686	1,727	1,606	1,453	1,455	1,477	1,503	1,523	1,549
Reest -	BA:	-32	-44	0	0	0	0	0	0	0	0	0
Orig	OP:	-1,063	397									
	OT:	-1,457	-52	-194	-205	-201	-92	-6	-5	-5	-5	-5



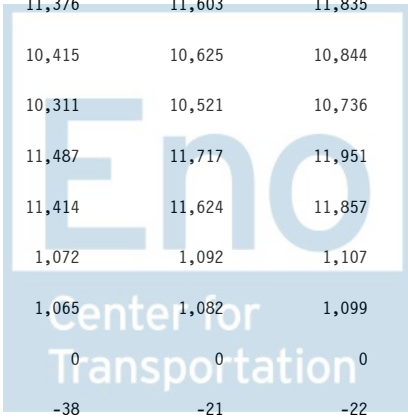
Sorted by FUNC, SFUN, TID, SUB
 (amounts in millions)

		2015	2016	2017	2018	2019	2020	2021	2022	2023	2024	2025
INCOME SECURITY (600)												
086 0302 0 1 604 AA05 TT TT 03												
Appropriation												
transfer to TI												
Pres 16	BA:	0	-20	0	0	0	0	0	0	0	0	0
Reest	OP:	0	0									
	OT:	0	-17	-3	0	0	0	0	0	0	0	0
Mar 15	BA:	0	0	0	0	0	0	0	0	0	0	0
Base	OP:	0	0									
	OT:	0	0	0	0	0	0	0	0	0	0	0
Orig	BA:	0	0	0	0	0	0	0	0	0	0	0
Pres	OP:	0	0									
	OT:	0	0	0	0	0	0	0	0	0	0	0
Reest -	BA:	0	-20	0	0	0	0	0	0	0	0	0
Mar15	OP:	0	0									
	OT:	0	-17	-3	0	0	0	0	0	0	0	0
Reest -	BA:	0	-20	0	0	0	0	0	0	0	0	0
Orig	OP:	0	0									
	OT:	0	-17	-3	0	0	0	0	0	0	0	0
086 0302 0 1 604 AD01 TT TT 03 1												
Advance Appropriation												
Pres 16	BA:	4,000	4,000	4,000	4,000	4,000	4,000	4,000	4,000	4,000	4,000	4,000
Reest	OP:	540	540									
	OT:	4,000	4,000	4,000	4,000	4,000	4,000	4,000	4,000	4,000	4,000	4,000
Mar 15	BA:	4,000	4,000	4,071	4,154	4,236	4,323	4,410	4,500	4,591	4,686	4,780
Base	OP:	540	540									
	OT:	4,000	4,000	4,061	4,143	4,225	4,311	4,398	4,488	4,579	4,673	4,767
Orig	BA:	4,000	4,000	4,000	4,000	4,000	4,000	4,000	4,000	4,000	4,000	4,000
Pres	OP:	0	0									
	OT:	4,000	4,000	4,000	4,000	4,000	4,000	4,000	4,000	4,000	4,000	4,000
Reest -	BA:	0	0	-71	-154	-236	-323	-410	-500	-591	-686	-780
Mar15	OP:	0	0									
	OT:	0	0	-61	-143	-225	-311	-398	-488	-579	-673	-767
Reest -	BA:	0	0	0	0	0	0	0	0	0	0	0
Orig	OP:	540	540									
	OT:	0	0	0	0	0	0	0	0	0	0	0



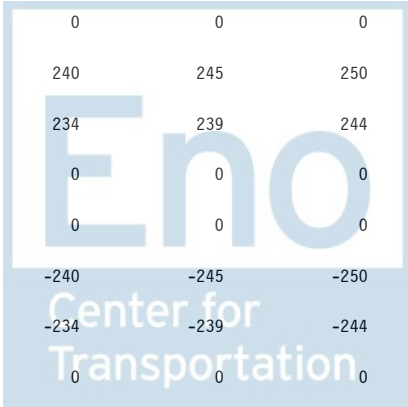
Sorted by FUNC, SFUN, TID, SUB
 (amounts in millions)

		2015	2016	2017	2018	2019	2020	2021	2022	2023	2024	2025
INCOME SECURITY (600)												
Account Total for Tenant based rental assistance												
Pres 16	BA:	19,304	21,103	21,510	21,861	22,039	22,220	22,584	22,956	23,335	23,721	24,116
Reest	OP:	1,649	2,606									
	OT:	18,347	20,860	21,455	21,814	22,015	22,196	22,535	22,906	23,284	23,669	24,063
Mar 15	BA:	19,304	19,534	19,880	20,284	20,688	21,111	21,535	21,977	22,420	22,882	23,344
Base	OP:	1,649	2,606									
	OT:	18,347	19,503	19,833	20,230	20,634	21,054	21,478	21,917	22,360	22,819	23,281
Orig	BA:	19,336	21,167	21,510	21,861	22,039	22,220	22,584	22,956	23,335	23,721	24,116
Pres	OP:	2,172	1,669									
	OT:	19,804	20,929	21,652	22,019	22,216	22,288	22,541	22,911	23,289	23,674	24,068
Reest -	BA:	0	1,569	1,630	1,577	1,351	1,109	1,049	979	915	839	772
Mar15	OP:	0	0									
	OT:	0	1,357	1,622	1,584	1,381	1,142	1,057	989	924	850	782
Reest -	BA:	-32	-64	0	0	0	0	0	0	0	0	0
Orig	OP:	-523	937									
	OT:	-1,457	-69	-197	-205	-201	-92	-6	-5	-5	-5	-5
Housing Programs												
Project-based Rental Assistance												
086 0303 0 1 604 AA01 TT TT 03 0												
Appropriation												
Pres 16	BA:	9,120	10,145	10,611	10,823	10,932	11,041	11,262	11,487	11,717	11,951	12,190
Reest	OP:	4,580	4,514									
	OT:	9,186	9,637	10,380	10,718	10,878	10,987	11,153	11,376	11,603	11,835	12,072
Mar 15	BA:	9,120	9,257	9,421	9,612	9,804	10,005	10,205	10,415	10,625	10,844	11,063
Base	OP:	4,580	4,514									
	OT:	9,186	9,189	9,340	9,517	9,709	9,906	10,106	10,311	10,521	10,736	10,955
Orig	BA:	9,369	10,403	10,611	10,823	10,932	11,041	11,262	11,487	11,717	11,951	12,190
Pres	OP:	4,270	4,140									
	OT:	9,878	10,375	10,729	10,888	10,988	11,103	11,260	11,414	11,624	11,857	12,093
Reest -	BA:	0	888	1,190	1,211	1,128	1,036	1,057	1,072	1,092	1,107	1,127
Mar15	OP:	0	0									
	OT:	0	448	1,040	1,201	1,169	1,081	1,047	1,065	1,082	1,099	1,117
Reest -	BA:	-249	-258	0	0	0	0	0	0	0	0	0
Orig	OP:	310	374									
	OT:	-692	-738	-349	-170	-110	-116	-107	-38	-21	-22	-21



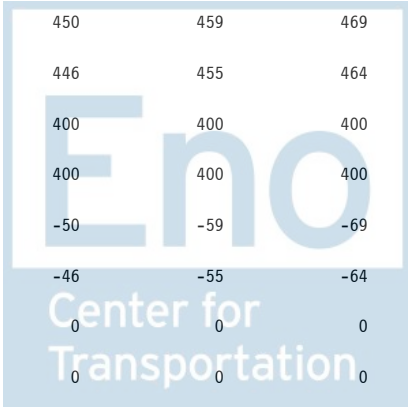
Sorted by FUNC, SFUN, TID, SUB
 (amounts in millions)

		2015	2016	2017	2018	2019	2020	2021	2022	2023	2024	2025
INCOME SECURITY (600)												
086 0303 0 1 604 AA02 TT TT 03												
Appropriation												
transfer to TI												
Pres 16	BA:	0	-20	0	0	0	0	0	0	0	0	0
Reest	OP:	0	0									
	OT:	0	-10	-10	0	0	0	0	0	0	0	0
Mar 15	BA:	0	0	0	0	0	0	0	0	0	0	0
Base	OP:	0	0									
	OT:	0	0	0	0	0	0	0	0	0	0	0
Orig	BA:	0	0	0	0	0	0	0	0	0	0	0
Pres	OP:	0	0									
	OT:	0	0	0	0	0	0	0	0	0	0	0
Reest -	BA:	0	-20	0	0	0	0	0	0	0	0	0
Mar15	OP:	0	0									
	OT:	0	-10	-10	0	0	0	0	0	0	0	0
Reest -	BA:	0	-20	0	0	0	0	0	0	0	0	0
Orig	OP:	0	0									
	OT:	0	-10	-10	0	0	0	0	0	0	0	0
086 0303 0 1 604 AA03 TT TT 03 0												
Appropriation												
contract administrators												
Pres 16	BA:	210	215	0	0	0	0	0	0	0	0	0
Reest	OP:	221	190									
	OT:	263	233	170	86	0	0	0	0	0	0	0
Mar 15	BA:	210	213	217	221	226	230	235	240	245	250	255
Base	OP:	221	190						234	239	244	249
	OT:	263	233	213	216	220	225	229	0	0	0	0
Orig	BA:	0	0	0	0	0	0	0	0	0	0	0
Pres	OP:	0	0						0	0	0	0
	OT:	0	0	0	0	0	0	0	0	0	0	0
Reest -	BA:	0	2	-217	-221	-226	-230	-235	-240	-245	-250	-255
Mar15	OP:	0	0						-234	-239	-244	-249
	OT:	0	0	-43	-130	-220	-225	-229	0	0	0	0
Reest -	BA:	210	215	0	0	0	0	0	0	0	0	0
Orig	OP:	221	190						0	0	0	0
	OT:	263	233	170	86	0	0	0	0	0	0	0



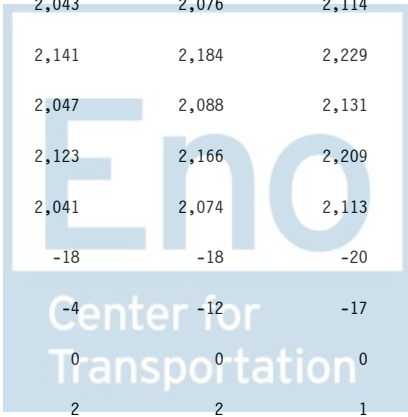
Sorted by FUNC, SFUN, TID, SUB
 (amounts in millions)

		2015	2016	2017	2018	2019	2020	2021	2022	2023	2024	2025
INCOME SECURITY (600)												
086 0303 0 1 604 AA04 TT TT 03 N												
Appropriation												
Pres 16	BA:	0	0	0	0	0	0	0	0	0	0	0
Reest	OP:	0	0	0	0	0	0	0	0	0	0	0
	OT:	0	0	0	0	0	0	0	0	0	0	0
Mar 15	BA:	0	36	105	269	508	725	868	995	1,126	1,158	1,181
Base	OP:	0	0	0	0	0	0	0	0	0	0	0
	OT:	0	18	71	188	390	618	797	932	1,061	1,142	1,170
Orig	BA:	0	0	0	0	0	0	0	0	0	0	0
Pres	OP:	0	0	0	0	0	0	0	0	0	0	0
	OT:	0	0	0	0	0	0	0	0	0	0	0
Reest -	BA:	0	-36	-105	-269	-508	-725	-868	-995	-1,126	-1,158	-1,181
Mar15	OP:	0	0	0	0	0	0	0	0	0	0	0
	OT:	0	-18	-71	-188	-390	-618	-797	-932	-1,061	-1,142	-1,170
Reest -	BA:	0	0	0	0	0	0	0	0	0	0	0
Orig	OP:	0	0	0	0	0	0	0	0	0	0	0
	OT:	0	0	0	0	0	0	0	0	0	0	0
086 0303 0 1 604 AD01 TT TT 03 1												
Advance Appropriation												
Pres 16	BA:	400	400	400	400	400	400	400	400	400	400	400
Reest	OP:	198	198	198	198	198	198	198	198	198	198	198
	OT:	400	400	400	400	400	400	400	400	400	400	400
Mar 15	BA:	400	400	407	415	424	432	441	450	459	469	478
Base	OP:	198	198	198	198	198	198	198	198	198	198	198
	OT:	400	400	404	411	420	428	437	446	455	464	474
Orig	BA:	400	400	400	400	400	400	400	400	400	400	400
Pres	OP:	0	0	0	0	0	0	0	0	0	0	0
	OT:	400	400	400	400	400	400	400	400	400	400	400
Reest -	BA:	0	0	-7	-15	-24	-32	-41	-50	-59	-69	-78
Mar15	OP:	0	0	0	0	0	0	0	0	0	0	0
	OT:	0	0	-4	-11	-20	-28	-37	-46	-55	-64	-74
Reest -	BA:	0	0	0	0	0	0	0	0	0	0	0
Orig	OP:	198	198	198	198	198	198	198	198	198	198	198
	OT:	0	0	0	0	0	0	0	0	0	0	0



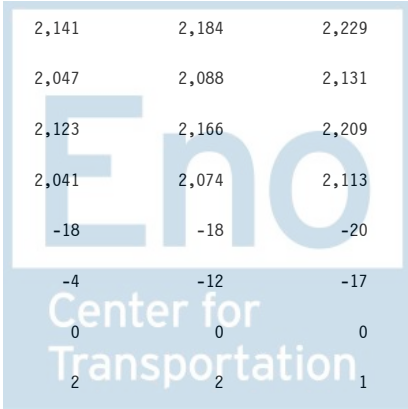
Sorted by FUNC, SFUN, TID, SUB
 (amounts in millions)

		2015	2016	2017	2018	2019	2020	2021	2022	2023	2024	2025
INCOME SECURITY (600)												
Account Total for Project-based Rental Assistance												
Pres 16	BA:	9,730	10,740	11,011	11,223	11,332	11,441	11,662	11,887	12,117	12,351	12,590
Reest	OP:	4,999	4,902									
	OT:	9,849	10,260	10,940	11,204	11,278	11,387	11,553	11,776	12,003	12,235	12,472
Mar 15	BA:	9,730	9,906	10,150	10,517	10,962	11,392	11,749	12,100	12,455	12,721	12,977
Base	OP:	4,999	4,902									
	OT:	9,849	9,840	10,028	10,332	10,739	11,177	11,569	11,923	12,276	12,586	12,848
Orig	BA:	9,769	10,803	11,011	11,223	11,332	11,441	11,662	11,887	12,117	12,351	12,590
Pres	OP:	4,270	4,140									
	OT:	10,278	10,775	11,129	11,288	11,388	11,503	11,660	11,814	12,024	12,257	12,493
Reest -	BA:	0	834	861	706	370	49	-87	-213	-338	-370	-387
Mar15	OP:	0	0									
	OT:	0	420	912	872	539	210	-16	-147	-273	-351	-376
Reest -	BA:	-39	-63	0	0	0	0	0	0	0	0	0
Orig	OP:	729	762									
	OT:	-429	-515	-189	-84	-110	-116	-107	-38	-21	-22	-21
Public and Indian Housing Programs												
Public housing capital fund												
086 0304 0 1 604 AA01 TT TT 03 0												
Appropriation												
Pres 16	BA:	1,875	1,970	1,961	2,001	2,021	2,041	2,082	2,123	2,166	2,209	2,253
Reest	OP:	1,853	1,818									
	OT:	1,891	1,857	1,881	1,931	1,960	1,993	2,013	2,043	2,076	2,114	2,156
Mar 15	BA:	1,875	1,903	1,937	1,976	2,016	2,057	2,098	2,141	2,184	2,229	2,274
Base	OP:	1,853	1,818									
	OT:	1,891	1,856	1,860	1,904	1,932	1,968	2,007	2,047	2,088	2,131	2,174
Orig	BA:	1,856	1,923	1,961	2,001	2,021	2,041	2,082	2,123	2,166	2,209	2,253
Pres	OP:	1,762	1,862									
	OT:	1,783	1,884	1,838	1,826	1,902	1,983	2,009	2,041	2,074	2,113	2,154
Reest -	BA:	0	67	24	25	5	-16	-16	-18	-18	-20	-21
Mar15	OP:	0	0									
	OT:	0	1	21	27	28	25	6	-4	-12	-17	-18
Reest -	BA:	19	47	0	0	0	0	0	0	0	0	0
Orig	OP:	91	-44									
	OT:	108	-27	43	105	58	10	4	2	2	1	2



Sorted by FUNC, SFUN, TID, SUB
 (amounts in millions)

		2015	2016	2017	2018	2019	2020	2021	2022	2023	2024	2025
INCOME SECURITY (600)												
086 0304 0 1 604 AA02 TT TT 03												
Appropriation												
transfer to TI												
Pres 16	BA:	0	-15	0	0	0	0	0	0	0	0	0
Reest	OP:	0	0									
	OT:	0	0	-5	-5	-3	-2	0	0	0	0	0
Mar 15	BA:	0	0	0	0	0	0	0	0	0	0	0
Base	OP:	0	0									
	OT:	0	0	0	0	0	0	0	0	0	0	0
Orig	BA:	0	0	0	0	0	0	0	0	0	0	0
Pres	OP:	0	0									
	OT:	0	0	0	0	0	0	0	0	0	0	0
Reest -	BA:	0	-15	0	0	0	0	0	0	0	0	0
Mar15	OP:	0	0									
	OT:	0	0	-5	-5	-3	-2	0	0	0	0	0
Reest -	BA:	0	-15	0	0	0	0	0	0	0	0	0
Orig	OP:	0	0									
	OT:	0	0	-5	-5	-3	-2	0	0	0	0	0
Account Total for Public housing capital fund												
Pres 16	BA:	1,875	1,955	1,961	2,001	2,021	2,041	2,082	2,123	2,166	2,209	2,253
Reest	OP:	1,853	1,818									
	OT:	1,891	1,857	1,876	1,926	1,957	1,991	2,013	2,043	2,076	2,114	2,156
Mar 15	BA:	1,875	1,903	1,937	1,976	2,016	2,057	2,098	2,141	2,184	2,229	2,274
Base	OP:	1,853	1,818									
	OT:	1,891	1,856	1,860	1,904	1,932	1,968	2,007	2,047	2,088	2,131	2,174
Orig	BA:	1,856	1,923	1,961	2,001	2,021	2,041	2,082	2,123	2,166	2,209	2,253
Pres	OP:	1,762	1,862									
	OT:	1,783	1,884	1,838	1,826	1,902	1,983	2,009	2,041	2,074	2,113	2,154
Reest -	BA:	0	52	24	25	5	-16	-16	-18	-18	-20	-21
Mar15	OP:	0	0									
	OT:	0	1	16	22	25	23	6	-4	-12	-17	-18
Reest -	BA:	19	32	0	0	0	0	0	0	0	0	0
Orig	OP:	91	-44									
	OT:	108	-27	38	100	55	8	4	2	2	1	2



Sorted by FUNC, SFUN, TID, SUB
 (amounts in millions)

		2015	2016	2017	2018	2019	2020	2021	2022	2023	2024	2025
INCOME SECURITY (600)												
Housing Programs												
Green Retrofit Program for Multifamily Housing, Recovery Act												
086 0306 0 1 604 BA02 24 68 10 N RD												
Federal Fund												
Pres 16	BA:	-6	0	0	0	0	0	0	0	0	0	0
Reest	OP:	0	0									
	OT:	-6	0	0	0	0	0	0	0	0	0	0
Mar 15	BA:	-6	0	0	0	0	0	0	0	0	0	0
Base	OP:	0	0									
	OT:	-6	0	0	0	0	0	0	0	0	0	0
Orig	BA:	-6	0	0	0	0	0	0	0	0	0	0
Pres	OP:	0	0									
	OT:	-6	0	0	0	0	0	0	0	0	0	0
Reest -	BA:	0	0	0	0	0	0	0	0	0	0	0
Mar15	OP:	0	0									
	OT:	0	0	0	0	0	0	0	0	0	0	0
Reest -	BA:	0	0	0	0	0	0	0	0	0	0	0
Orig	OP:	0	0									
	OT:	0	0	0	0	0	0	0	0	0	0	0



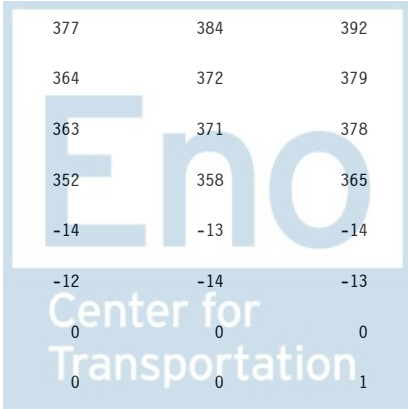
Sorted by FUNC, SFUN, TID, SUB
 (amounts in millions)

		2015	2016	2017	2018	2019	2020	2021	2022	2023	2024	2025
INCOME SECURITY (600)												
Community Planning and Development												
Housing opportunities for persons with AIDS												
086 0308 0 1 604 AA01 TT TT 03 0												
Appropriation												
Pres 16	BA:	330	332	336	342	346	349	356	363	371	378	386
Reest	OP:	280	327									
	OT:	282	329	332	333	338	343	347	352	358	366	373
Mar 15	BA:	330	335	341	348	355	362	369	377	384	392	400
Base	OP:	280	327									
	OT:	282	329	333	337	343	350	357	364	372	379	387
Orig	BA:	330	329	336	342	346	349	356	363	371	378	386
Pres	OP:	317	320									
	OT:	320	323	341	344	337	342	347	352	358	365	373
Reest -	BA:	0	-3	-5	-6	-9	-13	-13	-14	-13	-14	-14
Mar15	OP:	0	0									
	OT:	0	0	-1	-4	-5	-7	-10	-12	-14	-13	-14
Reest -	BA:	0	3	0	0	0	0	0	0	0	0	0
Orig	OP:	-37	7									
	OT:	-38	6	-9	-11	1	1	0	0	0	1	0



Sorted by FUNC, SFUN, TID, SUB
 (amounts in millions)

		2015	2016	2017	2018	2019	2020	2021	2022	2023	2024	2025
INCOME SECURITY (600)												
086 0308 0 1 604 AA02 TT TT 03												
Appropriation												
transfer to TI												
Pres 16	BA:	0	-3	0	0	0	0	0	0	0	0	0
Reest	OP:	0	0									
	OT:	0	0	-1	-1	0	0	0	0	0	0	0
Mar 15	BA:	0	0	0	0	0	0	0	0	0	0	0
Base	OP:	0	0									
	OT:	0	0	0	0	0	0	0	0	0	0	0
Orig	BA:	0	0	0	0	0	0	0	0	0	0	0
Pres	OP:	0	0									
	OT:	0	0	0	0	0	0	0	0	0	0	0
Reest -	BA:	0	-3	0	0	0	0	0	0	0	0	0
Mar15	OP:	0	0									
	OT:	0	0	-1	-1	0	0	0	0	0	0	0
Reest -	BA:	0	-3	0	0	0	0	0	0	0	0	0
Orig	OP:	0	0									
	OT:	0	0	-1	-1	0	0	0	0	0	0	0
Account Total for Housing opportunities for persons with AIDS												
Pres 16	BA:	330	329	336	342	346	349	356	363	371	378	386
Reest	OP:	280	327									
	OT:	282	329	331	332	338	343	347	352	358	366	373
Mar 15	BA:	330	335	341	348	355	362	369	377	384	392	400
Base	OP:	280	327									
	OT:	282	329	333	337	343	350	357	364	372	379	387
Orig	BA:	330	329	336	342	346	349	356	363	371	378	386
Pres	OP:	317	320									
	OT:	320	323	341	344	337	342	347	352	358	365	373
Reest -	BA:	0	-6	-5	-6	-9	-13	-13	-14	-13	-14	-14
Mar15	OP:	0	0									
	OT:	0	0	-2	-5	-5	-7	-10	-12	-14	-13	-14
Reest -	BA:	0	0	0	0	0	0	0	0	0	0	0
Orig	OP:	-37	7									
	OT:	-38	6	-10	-12	1	1	0	0	0	1	0




Sorted by FUNC, SFUN, TID, SUB
 (amounts in millions)

		2015	2016	2017	2018	2019	2020	2021	2022	2023	2024	2025
INCOME SECURITY (600)												
Public and Indian Housing Programs												
Native American housing block grant												
086 0313 0 1 604 AA01 TT TT 03 0												
Appropriation												
Pres 16	BA:	650	660	668	681	688	695	709	723	738	752	768
Reest	OP:	359	400									
	OT:	600	644	655	665	673	682	692	704	717	730	744
Mar 15	BA:	650	660	671	685	699	713	727	742	757	773	788
Base	OP:	359	400									
	OT:	600	644	656	667	679	692	705	719	734	749	764
Orig	BA:	650	655	668	681	688	695	709	723	738	752	768
Pres	OP:	517	528									
	OT:	709	721	540	582	624	669	691	703	716	730	744
Reest -	BA:	0	0	-3	-4	-11	-18	-18	-19	-19	-21	-20
Mar15	OP:	0	0									
	OT:	0	0	-1	-2	-6	-10	-13	-15	-17	-19	-20
Reest -	BA:	0	5	0	0	0	0	0	0	0	0	0
Orig	OP:	-158	-128									
	OT:	-109	-77	115	83	49	13	1	1	1	0	0




Sorted by FUNC, SFUN, TID, SUB
 (amounts in millions)

		2015	2016	2017	2018	2019	2020	2021	2022	2023	2024	2025
INCOME SECURITY (600)												
086 0313 0 1 604 AA02 TT TT 03 SG												
Appropriation												
transfer to TI												
Pres 16	BA:	0	-5	0	0	0	0	0	0	0	0	0
Reest	OP:	0	0									
	OT:	0	-2	-1	-1	-1	-1	0	0	0	0	0
Mar 15	BA:	0	0	0	0	0	0	0	0	0	0	0
Base	OP:	0	0									
	OT:	0	0	0	0	0	0	0	0	0	0	0
Orig	BA:	0	0	0	0	0	0	0	0	0	0	0
Pres	OP:	0	0									
	OT:	0	0	0	0	0	0	0	0	0	0	0
Reest -	BA:	0	-5	0	0	0	0	0	0	0	0	0
Mar15	OP:	0	0									
	OT:	0	-2	-1	-1	-1	-1	0	0	0	0	0
Reest -	BA:	0	-5	0	0	0	0	0	0	0	0	0
Orig	OP:	0	0									
	OT:	0	-2	-1	-1	-1	-1	0	0	0	0	0
086 0313 0 1 604 BA01 24 68 10 N RG												
Federal Fund												
Pres 16	BA:	4	0	0	0	0	0	0	0	0	0	0
Reest	OP:	0	0									
	OT:	4	0	0	0	0	0	0	0	0	0	0
Mar 15	BA:	4	0	0	0	0	0	0	0	0	0	0
Base	OP:	0	0									
	OT:	4	0	0	0	0	0	0	0	0	0	0
Orig	BA:	4	0	0	0	0	0	0	0	0	0	0
Pres	OP:	0	0									
	OT:	4	0	0	0	0	0	0	0	0	0	0
Reest -	BA:	0	0	0	0	0	0	0	0	0	0	0
Mar15	OP:	0	0									
	OT:	0	0	0	0	0	0	0	0	0	0	0
Reest -	BA:	0	0	0	0	0	0	0	0	0	0	0
Orig	OP:	0	0									
	OT:	0	0	0	0	0	0	0	0	0	0	0



Sorted by FUNC, SFUN, TID, SUB
 (amounts in millions)

		2015	2016	2017	2018	2019	2020	2021	2022	2023	2024	2025
INCOME SECURITY (600)												
Account Total for Native American housing block grant												
Pres 16	BA:	654	655	668	681	688	695	709	723	738	752	768
Reest	OP:	359	400									
	OT:	604	642	654	664	672	681	692	704	717	730	744
Mar 15	BA:	654	660	671	685	699	713	727	742	757	773	788
Base	OP:	359	400									
	OT:	604	644	656	667	679	692	705	719	734	749	764
Orig	BA:	654	655	668	681	688	695	709	723	738	752	768
Pres	OP:	517	528									
	OT:	713	721	540	582	624	669	691	703	716	730	744
Reest -	BA:	0	-5	-3	-4	-11	-18	-18	-19	-19	-21	-20
Mar15	OP:	0	0									
	OT:	0	-2	-2	-3	-7	-11	-13	-15	-17	-19	-20
Reest -	BA:	0	0	0	0	0	0	0	0	0	0	0
Orig	OP:	-158	-128									
	OT:	-109	-79	114	82	48	12	1	1	1	0	0
Housing certificate fund												
086 0319 0 1 604 AA06 TT TT 03 A												
Appropriation												
Pres 16	BA:	0	0	0	0	0	0	0	0	0	0	0
Reest	OP:	237	208									
	OT:	237	208	173	136	102	73	49	32	19	11	0
Mar 15	BA:	0	0	0	0	0	0	0	0	0	0	0
Base	OP:	237	208									
	OT:	237	208	173	136	102	73	49	32	19	11	0
Orig	BA:	0	0	0	0	0	0	0	0	0	0	0
Pres	OP:	248	137									
	OT:	248	137	149	150	141	120	105	90	75	51	25
Reest -	BA:	0	0	0	0	0	0	0	0	0	0	0
Mar15	OP:	0	0									
	OT:	0	0	0	0	0	0	0	0	0	0	0
Reest -	BA:	0	0	0	0	0	0	0	0	0	0	0
Orig	OP:	-11	71									
	OT:	-11	71	24	-14	-39	-47	-56	-58	-56	-40	-25



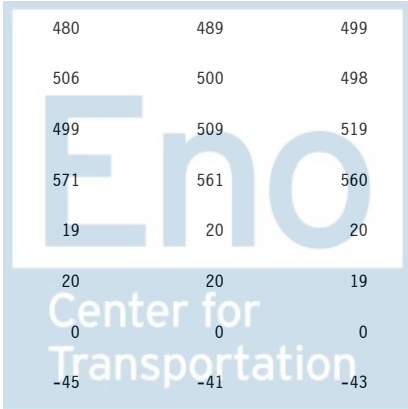
Sorted by FUNC, SFUN, TID, SUB
 (amounts in millions)

		2015	2016	2017	2018	2019	2020	2021	2022	2023	2024	2025
INCOME SECURITY (600)												
Housing Programs												
Housing for the elderly												
086 0320 0 1 604 AA01 TT TT 03 0												
Appropriation												
Pres 16	BA:	420	455	461	470	475	480	489	499	509	519	530
Reest	OP:	680	538									
	OT:	764	629	548	546	548	542	533	526	520	517	514
Mar 15	BA:	420	426	434	443	452	461	470	480	489	499	509
Base	OP:	680	538									
	OT:	764	623	531	524	524	518	512	506	500	498	494
Orig	BA:	420	452	461	470	475	480	489	499	509	519	530
Pres	OP:	607	536									
	OT:	734	672	669	656	595	595	568	571	561	560	519
Reest -	BA:	0	29	27	27	23	19	19	19	20	20	21
Mar15	OP:	0	0									
	OT:	0	6	17	22	24	24	21	20	20	19	20
Reest -	BA:	0	3	0	0	0	0	0	0	0	0	0
Orig	OP:	73	2									
	OT:	30	-43	-121	-110	-47	-53	-35	-45	-41	-43	-5



Sorted by FUNC, SFUN, TID, SUB
 (amounts in millions)

		2015	2016	2017	2018	2019	2020	2021	2022	2023	2024	2025
INCOME SECURITY (600)												
086 0320 0 1 604 AA02 TT TT 03												
Appropriation												
transfer to TI												
Pres 16	BA:	0	-3	0	0	0	0	0	0	0	0	0
Reest	OP:	0	0									
	OT:	0	-1	-1	-1	0	0	0	0	0	0	0
Mar 15	BA:	0	0	0	0	0	0	0	0	0	0	0
Base	OP:	0	0									
	OT:	0	0	0	0	0	0	0	0	0	0	0
Orig	BA:	0	0	0	0	0	0	0	0	0	0	0
Pres	OP:	0	0									
	OT:	0	0	0	0	0	0	0	0	0	0	0
Reest -	BA:	0	-3	0	0	0	0	0	0	0	0	0
Mar15	OP:	0	0									
	OT:	0	-1	-1	-1	0	0	0	0	0	0	0
Reest -	BA:	0	-3	0	0	0	0	0	0	0	0	0
Orig	OP:	0	0									
	OT:	0	-1	-1	-1	0	0	0	0	0	0	0
Account Total for Housing for the elderly												
Pres 16	BA:	420	452	461	470	475	480	489	499	509	519	530
Reest	OP:	680	538									
	OT:	764	628	547	545	548	542	533	526	520	517	514
Mar 15	BA:	420	426	434	443	452	461	470	480	489	499	509
Base	OP:	680	538									
	OT:	764	623	531	524	524	518	512	506	500	498	494
Orig	BA:	420	452	461	470	475	480	489	499	509	519	530
Pres	OP:	607	536									
	OT:	734	672	669	656	595	595	568	571	561	560	519
Reest -	BA:	0	26	27	27	23	19	19	19	20	20	21
Mar15	OP:	0	0									
	OT:	0	5	16	21	24	24	21	20	20	19	20
Reest -	BA:	0	0	0	0	0	0	0	0	0	0	0
Orig	OP:	73	2									
	OT:	30	-44	-122	-111	-47	-53	-35	-45	-41	-43	-5



Sorted by FUNC, SFUN, TID, SUB
 (amounts in millions)

		2015	2016	2017	2018	2019	2020	2021	2022	2023	2024	2025
INCOME SECURITY (600)												
Community Planning and Development												
Rural housing and economic development												
086 0324 0 1 604 AA01 TT TT 03												
Appropriation												
Pres 16	BA:	0	0	0	0	0	0	0	0	0	0	0
Reest	OP:	0	0									
	OT:	0	0	0	0	0	0	0	0	0	0	0
Mar 15	BA:	0	0	0	0	0	0	0	0	0	0	0
Base	OP:	0	0									
	OT:	0	0	0	0	0	0	0	0	0	0	0
Orig	BA:	0	0	0	0	0	0	0	0	0	0	0
Pres	OP:	6	2									
	OT:	6	2	2	0	0	0	0	0	0	0	0
Reest -	BA:	0	0	0	0	0	0	0	0	0	0	0
Mar15	OP:	0	0									
	OT:	0	0	0	0	0	0	0	0	0	0	0
Reest -	BA:	0	0	0	0	0	0	0	0	0	0	0
Orig	OP:	-6	-2									
	OT:	-6	-2	-2	0	0	0	0	0	0	0	0



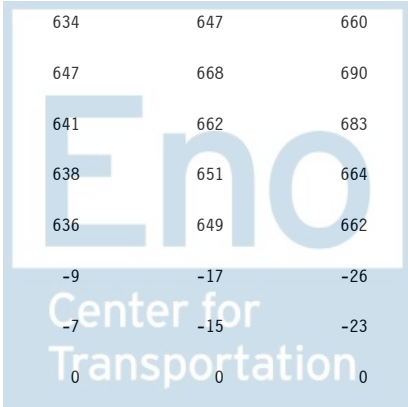
Sorted by FUNC, SFUN, TID, SUB
 (amounts in millions)

		2015	2016	2017	2018	2019	2020	2021	2022	2023	2024	2025
INCOME SECURITY (600)												
Management and Administration												
Executive Offices												
086 0332 0 1 604 AA01 TT TT 03 0												
Appropriation												
Pres 16	BA:	15	15	15	16	16	16	16	17	17	17	18
Reest	OP:	4	4									
	OT:	15	15	15	16	16	16	16	17	17	17	18
Mar 15	BA:	15	16	16	17	17	18	19	20	20	21	22
Base	OP:	4	4									
	OT:	15	16	16	17	17	18	19	20	20	21	22
Orig	BA:	15	15	15	16	16	16	16	17	17	17	18
Pres	OP:	2	0									
	OT:	17	15	15	16	16	16	16	17	17	17	18
Reest -	BA:	0	-1	-1	-1	-1	-2	-3	-3	-3	-4	-4
Mar15	OP:	0	0									
	OT:	0	-1	-1	-1	-1	-2	-3	-3	-3	-4	-4
Reest -	BA:	0	0	0	0	0	0	0	0	0	0	0
Orig	OP:	2	4									
	OT:	-2	0	0	0	0	0	0	0	0	0	0



Sorted by FUNC, SFUN, TID, SUB
 (amounts in millions)

		2015	2016	2017	2018	2019	2020	2021	2022	2023	2024	2025
INCOME SECURITY (600)												
Housing Personnel Compensation and Benefits												
086 0334 0 1 604 AA01 TT TT 03 0												
Appropriation												
Pres 16	BA:	379	397	405	413	417	421	430	438	447	456	465
Reest	OP:	95	95									
	OT:	379	393	402	411	416	420	428	436	444	453	462
Mar 15	BA:	379	393	409	426	444	462	481	500	520	540	561
Base	OP:	95	95									
	OT:	379	390	404	421	439	457	475	494	514	534	555
Orig	BA:	379	397	405	413	417	421	430	438	447	456	465
Pres	OP:	20	5									
	OT:	394	397	405	413	417	421	430	438	447	456	464
Reest -	BA:	0	4	-4	-13	-27	-41	-51	-62	-73	-84	-96
Mar15	OP:	0	0									
	OT:	0	3	-2	-10	-23	-37	-47	-58	-70	-81	-93
Reest -	BA:	0	0	0	0	0	0	0	0	0	0	0
Orig	OP:	75	90									
	OT:	-15	-4	-3	-2	-1	-1	-2	-2	-3	-3	-2
Administrative Support Offices												
086 0335 0 1 604 AA01 TT TT 03 0												
Appropriation												
Pres 16	BA:	518	578	590	601	607	613	626	638	651	664	677
Reest	OP:	91	129									
	OT:	480	563	584	598	605	611	622	634	647	660	673
Mar 15	BA:	518	533	549	568	587	606	626	647	668	690	712
Base	OP:	91	129									
	OT:	480	529	544	562	581	600	620	641	662	683	705
Orig	BA:	518	578	590	601	607	613	626	638	651	664	677
Pres	OP:	101	78									
	OT:	541	569	589	599	606	612	624	636	649	662	675
Reest -	BA:	0	45	41	33	20	7	0	-9	-17	-26	-35
Mar15	OP:	0	0									
	OT:	0	34	40	36	24	11	2	-7	-15	-23	-32
Reest -	BA:	0	0	0	0	0	0	0	0	0	0	0
Orig	OP:	-10	51									
	OT:	-61	-6	-5	-1	-1	-1	-2	-2	-2	-2	-2



Sorted by FUNC, SFUN, TID, SUB
 (amounts in millions)

		2015	2016	2017	2018	2019	2020	2021	2022	2023	2024	2025
INCOME SECURITY (600)												
Public and Indian Housing Personnel Compensation and Benefits												
086 0337 0 1 604 AA01 TT TT 03 0												
Appropriation												
Pres 16	BA:	203	210	214	218	221	223	227	232	237	241	246
Reest	OP:	45	51									
	OT:	197	209	213	217	220	222	226	231	236	240	245
Mar 15	BA:	203	210	218	227	237	246	256	266	277	287	298
Base	OP:	45	51									
	OT:	197	209	216	224	234	243	253	263	274	284	295
Orig	BA:	203	210	214	218	221	223	227	232	237	241	246
Pres	OP:	14	2									
	OT:	215	209	214	218	221	223	227	232	237	241	246
Reest -	BA:	0	0	-4	-9	-16	-23	-29	-34	-40	-46	-52
Mar15	OP:	0	0									
	OT:	0	0	-3	-7	-14	-21	-27	-32	-38	-44	-50
Reest -	BA:	0	0	0	0	0	0	0	0	0	0	0
Orig	OP:	31	49									
	OT:	-18	0	-1	-1	-1	-1	-1	-1	-1	-1	-1



Sorted by FUNC, SFUN, TID, SUB
 (amounts in millions)

		2015	2016	2017	2018	2019	2020	2021	2022	2023	2024	2025
INCOME SECURITY (600)												
Community Planning and Development												
Permanent Supportive Housing												
086 0342 0 1 604 AA01 TT TT 03												
Appropriation												
Pres 16	BA:	0	0	0	0	0	0	0	0	0	0	0
Reest	OP:	0	0									
	OT:	0	0	0	0	0	0	0	0	0	0	0
Mar 15	BA:	0	0	0	0	0	0	0	0	0	0	0
Base	OP:	0	0									
	OT:	0	0	0	0	0	0	0	0	0	0	0
Orig	BA:	0	0	0	0	0	0	0	0	0	0	0
Pres	OP:	7	3									
	OT:	7	3	3	0	0	0	0	0	0	0	0
Reest -	BA:	0	0	0	0	0	0	0	0	0	0	0
Mar15	OP:	0	0									
	OT:	0	0	0	0	0	0	0	0	0	0	0
Reest -	BA:	0	0	0	0	0	0	0	0	0	0	0
Orig	OP:	-7	-3									
	OT:	-7	-3	-3	0	0	0	0	0	0	0	0



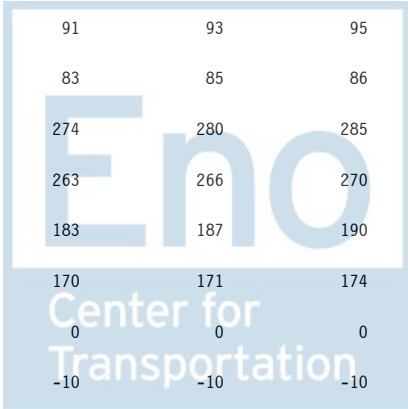
Sorted by FUNC, SFUN, TID, SUB
 (amounts in millions)

		2015	2016	2017	2018	2019	2020	2021	2022	2023	2024	2025
INCOME SECURITY (600)												
Public and Indian Housing Programs												
Choice Neighborhoods												
086 0349 0 1 604 AA01 TT TT 03 0												
Appropriation												
Pres 16	BA:	80	250	253	258	261	263	269	274	280	285	291
Reest	OP:	46	65									
	OT:	47	68	87	117	151	186	221	253	256	260	265
Mar 15	BA:	80	81	83	84	86	88	90	91	93	95	97
Base	OP:	46	65									
	OT:	47	66	77	81	82	82	81	83	85	86	88
Orig	BA:	80	248	253	258	261	263	269	274	280	285	291
Pres	OP:	60	88									
	OT:	60	88	118	146	176	218	259	263	266	270	272
Reest -	BA:	0	169	170	174	175	175	179	183	187	190	194
Mar15	OP:	0	0									
	OT:	0	2	10	36	69	104	140	170	171	174	177
Reest -	BA:	0	2	0	0	0	0	0	0	0	0	0
Orig	OP:	-14	-23									
	OT:	-13	-20	-31	-29	-25	-32	-38	-10	-10	-10	-7




Sorted by FUNC, SFUN, TID, SUB
 (amounts in millions)

		2015	2016	2017	2018	2019	2020	2021	2022	2023	2024	2025
INCOME SECURITY (600)												
086 0349 0 1 604 AA03 TT TT 03												
Appropriation												
transfer to TI												
Pres 16	BA:	0	-2	0	0	0	0	0	0	0	0	0
Reest	OP:	0	0									
	OT:	0	0	0	0	0	0	0	0	0	0	0
Mar 15	BA:	0	0	0	0	0	0	0	0	0	0	0
Base	OP:	0	0									
	OT:	0	0	0	0	0	0	0	0	0	0	0
Orig	BA:	0	0	0	0	0	0	0	0	0	0	0
Pres	OP:	0	0									
	OT:	0	0	0	0	0	0	0	0	0	0	0
Reest -	BA:	0	-2	0	0	0	0	0	0	0	0	0
Mar15	OP:	0	0									
	OT:	0	0	0	0	0	0	0	0	0	0	0
Reest -	BA:	0	-2	0	0	0	0	0	0	0	0	0
Orig	OP:	0	0									
	OT:	0	0	0	0	0	0	0	0	0	0	0
Account Total for Choice Neighborhoods												
Pres 16	BA:	80	248	253	258	261	263	269	274	280	285	291
Reest	OP:	46	65									
	OT:	47	68	87	117	151	186	221	253	256	260	265
Mar 15	BA:	80	81	83	84	86	88	90	91	93	95	97
Base	OP:	46	65									
	OT:	47	66	77	81	82	82	81	83	85	86	88
Orig	BA:	80	248	253	258	261	263	269	274	280	285	291
Pres	OP:	60	88									
	OT:	60	88	118	146	176	218	259	263	266	270	272
Reest -	BA:	0	167	170	174	175	175	179	183	187	190	194
Mar15	OP:	0	0									
	OT:	0	2	10	36	69	104	140	170	171	174	177
Reest -	BA:	0	0	0	0	0	0	0	0	0	0	0
Orig	OP:	-14	-23									
	OT:	-13	-20	-31	-29	-25	-32	-38	-10	-10	-10	-7



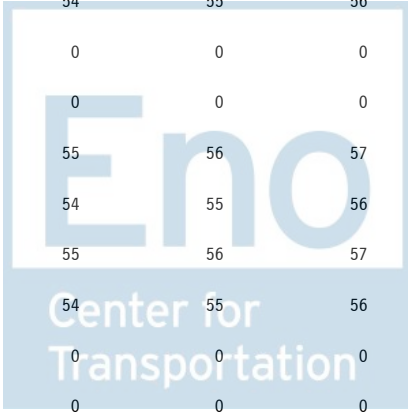
Sorted by FUNC, SFUN, TID, SUB
 (amounts in millions)

		2015	2016	2017	2018	2019	2020	2021	2022	2023	2024	2025
INCOME SECURITY (600)												
Family Self-Sufficiency												
086 0350 0 1 604 AA01 TT TT 03 0												
Appropriation												
Pres 16	BA:	75	85	86	87	88	89	91	93	95	96	98
Reest	OP:	5	19									
	OT:	61	83	86	87	88	89	91	93	95	96	98
Mar 15	BA:	75	76	77	79	81	82	84	86	87	89	91
Base	OP:	5	19									
	OT:	61	76	77	79	81	82	84	86	87	89	91
Orig	BA:	75	84	86	87	88	89	91	93	95	96	98
Pres	OP:	75	75									
	OT:	75	75	84	86	87	88	89	91	93	95	96
Reest -	BA:	0	9	9	8	7	7	7	7	8	7	7
Mar15	OP:	0	0									
	OT:	0	7	9	8	7	7	7	7	8	7	7
Reest -	BA:	0	1	0	0	0	0	0	0	0	0	0
Orig	OP:	-70	-56									
	OT:	-14	8	2	1	1	1	2	2	2	1	2
086 0350 0 1 604 AA02 TT TT 03												
Appropriation												
transfer to TI												
Pres 16	BA:	0	-1	0	0	0	0	0	0	0	0	0
Reest	OP:	0	0									
	OT:	0	-1	0	0	0	0	0	0	0	0	0
Mar 15	BA:	0	0	0	0	0	0	0	0	0	0	0
Base	OP:	0	0									
	OT:	0	0	0	0	0	0	0	0	0	0	0
Orig	BA:	0	0	0	0	0	0	0	0	0	0	0
Pres	OP:	0	0									
	OT:	0	0	0	0	0	0	0	0	0	0	0
Reest -	BA:	0	-1	0	0	0	0	0	0	0	0	0
Mar15	OP:	0	0									
	OT:	0	-1	0	0	0	0	0	0	0	0	0
Reest -	BA:	0	-1	0	0	0	0	0	0	0	0	0
Orig	OP:	0	0									
	OT:	0	-1	0	0	0	0	0	0	0	0	0



Sorted by FUNC, SFUN, TID, SUB
 (amounts in millions)

		2015	2016	2017	2018	2019	2020	2021	2022	2023	2024	2025
INCOME SECURITY (600)												
Account Total for Family Self-Sufficiency												
Pres 16	BA:	75	84	86	87	88	89	91	93	95	96	98
Reest	OP:	5	19									
	OT:	61	82	86	87	88	89	91	93	95	96	98
Mar 15	BA:	75	76	77	79	81	82	84	86	87	89	91
Base	OP:	5	19									
	OT:	61	76	77	79	81	82	84	86	87	89	91
Orig	BA:	75	84	86	87	88	89	91	93	95	96	98
Pres	OP:	75	75									
	OT:	75	75	84	86	87	88	89	91	93	95	96
Reest -	BA:	0	8	9	8	7	7	7	7	8	7	7
Mar15	OP:	0	0									
	OT:	0	6	9	8	7	7	7	7	8	7	7
Reest -	BA:	0	0	0	0	0	0	0	0	0	0	0
Orig	OP:	-70	-56									
	OT:	-14	7	2	1	1	1	2	2	2	1	2
Rental Assistance Demonstration												
086 0406 0 1 604 AA01 TT TT 03												
Appropriation												
Rental Assistance Demonstration												
Pres 16	BA:	0	50	51	52	53	53	54	55	56	57	59
Reest	OP:	0	0									
	OT:	0	1	26	51	52	53	53	54	55	56	57
Mar 15	BA:	0	0	0	0	0	0	0	0	0	0	0
Base	OP:	0	0									
	OT:	0	0	0	0	0	0	0	0	0	0	0
Orig	BA:	0	50	51	52	53	53	54	55	56	57	59
Pres	OP:	0	0									
	OT:	0	0	50	51	52	53	53	54	55	56	57
Reest -	BA:	0	50	51	52	53	53	54	55	56	57	59
Mar15	OP:	0	0									
	OT:	0	1	26	51	52	53	53	54	55	56	57
Reest -	BA:	0	0	0	0	0	0	0	0	0	0	0
Orig	OP:	0	0									
	OT:	0	1	-24	0	0	0	0	0	0	0	0



Sorted by FUNC, SFUN, TID, SUB
 (amounts in millions)

	2015	2016	2017	2018	2019	2020	2021	2022	2023	2024	2025
INCOME SECURITY (600)											
Housing Programs											
Rental housing assistance fund											
086 4041 0 3 604 BD01 24 68 10											
Public Enterprise Fund											
Pres 16 BA:	0	0	0	0	0	0	0	0	0	0	0
Reest OP:	0	0									
OT:	0	0	0	0	0	0	0	0	0	0	0
Mar 15 BA:	0	0	0	0	0	0	0	0	0	0	0
Base OP:	0	0									
OT:	0	0	0	0	0	0	0	0	0	0	0
Orig BA:	0	0	0	0	0	0	0	0	0	0	0
Pres OP:	0	0									
OT:	-3	-3	-3	-3	-3	-3	-3	-3	-3	-3	-3
Reest - BA:	0	0	0	0	0	0	0	0	0	0	0
Mar15 OP:	0	0									
OT:	0	0	0	0	0	0	0	0	0	0	0
Reest - BA:	0	0	0	0	0	0	0	0	0	0	0
Orig OP:	0	0									
OT:	3	3	3	3	3	3	3	3	3	3	3



Sorted by FUNC, SFUN, TID, SUB
 (amounts in millions)

		2015	2016	2017	2018	2019	2020	2021	2022	2023	2024	2025
INCOME SECURITY (600)												
Flexible subsidy fund												
086 4044 0 3 604 AA01 TT TT 03 0												
Appropriation												
Pres 16	BA:	0	0	0	0	0	0	0	0	0	0	0
Reest	OP:	-42	-42									
	OT:	-42	-42	-42	-42	-42	-42	-42	-42	-42	-42	-42
Mar 15	BA:	0	0	0	0	0	0	0	0	0	0	0
Base	OP:	-42	-42									
	OT:	-42	-42	-42	-42	-42	-42	-42	-42	-42	-42	-42
Orig	BA:	0	0	0	0	0	0	0	0	0	0	0
Pres	OP:	0	0									
	OT:	-44	-44	-45	-46	-46	-47	-48	-49	-50	-51	-52
Reest -	BA:	0	0	0	0	0	0	0	0	0	0	0
Mar15	OP:	0	0									
	OT:	0	0	0	0	0	0	0	0	0	0	0
Reest -	BA:	0	0	0	0	0	0	0	0	0	0	0
Orig	OP:	-42	-42									
	OT:	2	2	3	4	4	5	6	7	8	9	10



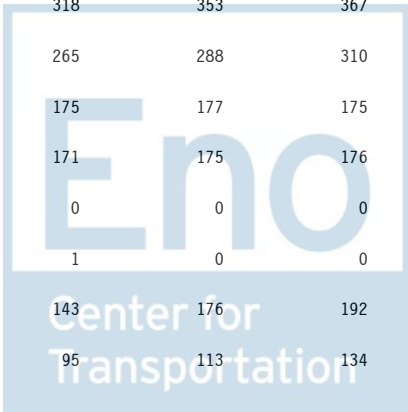
Sorted by FUNC, SFUN, TID, SUB
 (amounts in millions)

		2015	2016	2017	2018	2019	2020	2021	2022	2023	2024	2025
INCOME SECURITY (600)												
Community Planning and Development												
Housing Trust Fund												
086 8560 0 7 604 BB01 24 68 10 A												
Trust Fund												
Housing Trust Fund												
Pres 16	BA:	0	133	163	263	294	302	305	318	353	367	381
Reest	OP:	0	0									
	OT:	0	1	18	59	113	173	225	266	288	310	329
Mar 15	BA:	0	133	163	263	294	302	305	318	353	367	381
Base	OP:	0	0									
	OT:	0	1	18	59	113	173	225	266	288	310	329
Orig	BA:	0	120	143	189	174	177	176	175	177	175	175
Pres	OP:	0	0									
	OT:	0	1	18	57	98	137	160	171	175	176	176
Reest -	BA:	0	0	0	0	0	0	0	0	0	0	0
Mar15	OP:	0	0									
	OT:	0	0	0	0	0	0	0	0	0	0	0
Reest -	BA:	0	13	20	74	120	125	129	143	176	192	206
Orig	OP:	0	0									
	OT:	0	0	0	2	15	36	65	95	113	134	153



Sorted by FUNC, SFUN, TID, SUB
 (amounts in millions)

		2015	2016	2017	2018	2019	2020	2021	2022	2023	2024	2025
INCOME SECURITY (600)												
086 8560 0 7 604 BS01 24 68 10 A												
Sequester												
Pres 16	BA:	0	0	0	0	0	0	0	0	0	0	0
Reest	OP:	0	0									
	OT:	0	0	0	0	0	0	0	0	0	0	0
Mar 15	BA:	0	-8	0	0	0	0	0	0	0	0	0
Base	OP:	0	0									
	OT:	0	0	-1	-2	-2	-1	-1	-1	0	0	0
Orig	BA:	0	0	0	0	0	0	0	0	0	0	0
Pres	OP:	0	0									
	OT:	0	0	0	0	0	0	0	0	0	0	0
Reest -	BA:	0	8	0	0	0	0	0	0	0	0	0
Mar15	OP:	0	0									
	OT:	0	0	1	2	2	1	1	1	0	0	0
Reest -	BA:	0	0	0	0	0	0	0	0	0	0	0
Orig	OP:	0	0									
	OT:	0	0	0	0	0	0	0	0	0	0	0
Account Total for Housing Trust Fund												
Pres 16	BA:	0	133	163	263	294	302	305	318	353	367	381
Reest	OP:	0	0									
	OT:	0	1	18	59	113	173	225	266	288	310	329
Mar 15	BA:	0	125	163	263	294	302	305	318	353	367	381
Base	OP:	0	0									
	OT:	0	1	17	57	111	172	224	265	288	310	329
Orig	BA:	0	120	143	189	174	177	176	175	177	175	175
Pres	OP:	0	0									
	OT:	0	1	18	57	98	137	160	171	175	176	176
Reest -	BA:	0	8	0	0	0	0	0	0	0	0	0
Mar15	OP:	0	0									
	OT:	0	0	1	2	2	1	1	1	0	0	0
Reest -	BA:	0	13	20	74	120	125	129	143	176	192	206
Orig	OP:	0	0									
	OT:	0	0	0	2	15	36	65	95	113	134	153



Sorted by FUNC, SFUN, TID, SUB
 (amounts in millions)

		2015	2016	2017	2018	2019	2020	2021	2022	2023	2024	2025
INCOME SECURITY (600)												
Department of Housing and Urban Development												
Affordable housing allocation, Housing Trust Fund												
086 9990 0 7 604 CB01 XX XX 20 N												
Offsetting Receipts												
Housing Trust Fund Receipts												
Pres 16	BA:	0	-133	-163	-263	-294	-302	-305	-318	-353	-367	-381
Reest	OP:	0	0									
	OT:	0	-133	-163	-263	-294	-302	-305	-318	-353	-367	-381
Mar 15	BA:	0	-133	-163	-263	-294	-302	-305	-318	-353	-367	-381
Base	OP:	0	0									
	OT:	0	-133	-163	-263	-294	-302	-305	-318	-353	-367	-381
Orig	BA:	0	-120	-143	-189	-174	-177	-176	-175	-177	-175	-175
Pres	OP:	0	0									
	OT:	0	-120	-143	-189	-174	-177	-176	-175	-177	-175	-175
Reest -	BA:	0	0	0	0	0	0	0	0	0	0	0
Mar15	OP:	0	0									
	OT:	0	0	0	0	0	0	0	0	0	0	0
Reest -	BA:	0	-13	-20	-74	-120	-125	-129	-143	-176	-192	-206
Orig	OP:	0	0									
	OT:	0	-13	-20	-74	-120	-125	-129	-143	-176	-192	-206



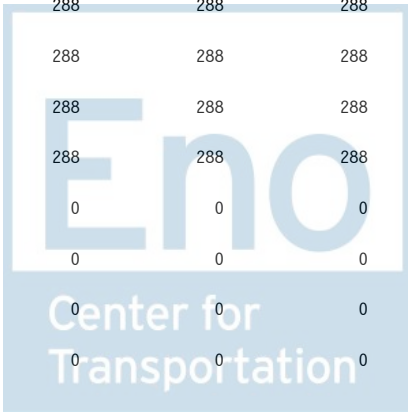
Sorted by FUNC, SFUN, TID, SUB
 (amounts in millions)

		2015	2016	2017	2018	2019	2020	2021	2022	2023	2024	2025
INCOME SECURITY (600)												
Affordable Housing Program												
Affordable Housing Program												
Affordable Housing Program												
530 5528 0 2 604 BA01 24 68 10 A												
Federal Fund												
Pres 16	BA:	288	288	288	288	288	288	288	288	288	288	288
Reest	OP:	0	0									
	OT:	288	288	288	288	288	288	288	288	288	288	288
Mar 15	BA:	288	288	288	288	288	288	288	288	288	288	288
Base	OP:	0	0									
	OT:	288	288	288	288	288	288	288	288	288	288	288
Orig	BA:	267	288	288	288	288	288	288	288	288	288	288
Pres	OP:	0	0									
	OT:	267	288	288	288	288	288	288	288	288	288	288
Reest -	BA:	0	0	0	0	0	0	0	0	0	0	0
Mar15	OP:	0	0									
	OT:	0	0	0	0	0	0	0	0	0	0	0
Reest -	BA:	21	0	0	0	0	0	0	0	0	0	0
Orig	OP:	0	0									
	OT:	21	0	0	0	0	0	0	0	0	0	0



Sorted by FUNC, SFUN, TID, SUB
 (amounts in millions)

		2015	2016	2017	2018	2019	2020	2021	2022	2023	2024	2025
INCOME SECURITY (600)												
530 5528 0 2 604 BS01 24 68 10 A												
Sequester												
Pres 16	BA:	-21	0	0	0	0	0	0	0	0	0	0
Reest	OP:	0	0									
	OT:	-21	0	0	0	0	0	0	0	0	0	0
Mar 15	BA:	-21	-19	0	0	0	0	0	0	0	0	0
Base	OP:	0	0									
	OT:	-21	-19	0	0	0	0	0	0	0	0	0
Orig	BA:	0	0	0	0	0	0	0	0	0	0	0
Pres	OP:	0	0									
	OT:	0	0	0	0	0	0	0	0	0	0	0
Reest -	BA:	0	19	0	0	0	0	0	0	0	0	0
Mar15	OP:	0	0									
	OT:	0	19	0	0	0	0	0	0	0	0	0
Reest -	BA:	-21	0	0	0	0	0	0	0	0	0	0
Orig	OP:	0	0									
	OT:	-21	0	0	0	0	0	0	0	0	0	0
Account Total for Affordable Housing Program												
Pres 16	BA:	267	288	288	288	288	288	288	288	288	288	288
Reest	OP:	0	0									
	OT:	267	288	288	288	288	288	288	288	288	288	288
Mar 15	BA:	267	269	288	288	288	288	288	288	288	288	288
Base	OP:	0	0									
	OT:	267	269	288	288	288	288	288	288	288	288	288
Orig	BA:	267	288	288	288	288	288	288	288	288	288	288
Pres	OP:	0	0									
	OT:	267	288	288	288	288	288	288	288	288	288	288
Reest -	BA:	0	19	0	0	0	0	0	0	0	0	0
Mar15	OP:	0	0									
	OT:	0	19	0	0	0	0	0	0	0	0	0
Reest -	BA:	0	0	0	0	0	0	0	0	0	0	0
Orig	OP:	0	0									
	OT:	0	0	0	0	0	0	0	0	0	0	0



Sorted by FUNC, SFUN, TID, SUB
 (amounts in millions)

		2015	2016	2017	2018	2019	2020	2021	2022	2023	2024	2025
INCOME SECURITY (600)												
Subfunction Total for 604 Housing assistance (604)												
Pres 16	BA:	46,721	50,297	49,854	49,793	49,809	49,978	50,698	51,458	52,320	53,211	54,140
Reest	OP:	16,000	16,632									
	OT:	46,818	49,244	49,219	49,133	49,208	49,473	50,052	50,780	51,540	52,377	53,252
Mar 15	BA:	46,721	46,947	46,543	46,704	47,434	48,333	49,261	50,241	51,304	52,331	53,361
Base	OP:	16,000	16,632									
	OT:	46,818	47,301	46,396	46,181	46,758	47,630	48,555	49,489	50,478	51,499	52,494
Orig	BA:	42,749	46,725	47,566	48,420	48,863	49,304	50,196	51,104	52,035	52,976	53,946
Pres	OP:	20,619	20,277									
	OT:	49,532	51,564	51,989	51,349	51,331	50,736	51,375	51,876	52,110	52,513	53,355
Reest -	BA:	0	3,350	3,311	3,089	2,375	1,645	1,437	1,217	1,016	880	779
Mar15	OP:	0	0									
	OT:	0	1,943	2,823	2,952	2,450	1,843	1,497	1,291	1,062	878	758
Reest -	BA:	3,972	3,572	2,288	1,373	946	674	502	354	285	235	194
Orig	OP:	-4,619	-3,645									
	OT:	-2,714	-2,320	-2,770	-2,216	-2,123	-1,263	-1,323	-1,096	-570	-136	-103



Sorted by FUNC, SFUN, TID, SUB
(amounts in millions)

	2015	2016	2017	2018	2019	2020	2021	2022	2023	2024	2025
INCOME SECURITY (600)											




Sorted by FUNC, SFUN, TID, SUB
 (amounts in millions)

		2015	2016	2017	2018	2019	2020	2021	2022	2023	2024	2025
INCOME SECURITY (600)												
Food and nutrition assistance (605)												
Department of Agriculture												
Food and Nutrition Service												
Supplemental Nutrition Assistance Program												
012 3505 0 1 605 AA01 AR AR 10 N												
Appropriation												
Pres 16	BA:	77,501	77,286	75,926	74,746	0	0	0	0	0	0	0
Reest	OP:	2,588	2,625									
	OT:	77,464	77,293	75,971	74,786	2,532	0	0	0	0	0	0
Mar 15	BA:	77,501	77,286	75,926	74,746	0	0	0	0	0	0	0
Base	OP:	2,588	2,625									
	OT:	77,464	77,293	75,971	74,786	2,532	0	0	0	0	0	0
Orig	BA:	81,836	83,658	62,721	62,652	62,512	60,760	60,039	59,875	60,230	59,479	59,444
Pres	OP:	3,130	3,097									
	OT:	78,755	78,668	59,016	57,675	57,468	55,726	54,995	54,825	55,178	54,429	54,393
Reest -	BA:	0	0	0	0	0	0	0	0	0	0	0
Mar15	OP:	0	0									
	OT:	0	0	0	0	0	0	0	0	0	0	0
Reest -	BA:	-4,335	-6,372	13,205	12,094	-62,512	-60,760	-60,039	-59,875	-60,230	-59,479	-59,444
Orig	OP:	-542	-472									
	OT:	-1,291	-1,375	16,955	17,111	-54,936	-55,726	-54,995	-54,825	-55,178	-54,429	-54,393




Sorted by FUNC, SFUN, TID, SUB
 (amounts in millions)

		2015	2016	2017	2018	2019	2020	2021	2022	2023	2024	2025
INCOME SECURITY (600)												
012 3505 0 1 605 AA02 AR AR 10 N												
Appropriation												
Community Food Projects												
Pres 16	BA:	9	9	9	9	0	0	0	0	0	0	0
Reest	OP:	0	0									
	OT:	9	9	9	9	0	0	0	0	0	0	0
Mar 15	BA:	9	9	9	9	0	0	0	0	0	0	0
Base	OP:	0	0									
	OT:	9	9	9	9	0	0	0	0	0	0	0
Orig	BA:	0	0	0	0	0	0	0	0	0	0	0
Pres	OP:	0	0									
	OT:	0	0	0	0	0	0	0	0	0	0	0
Reest -	BA:	0	0	0	0	0	0	0	0	0	0	0
Mar15	OP:	0	0									
	OT:	0	0	0	0	0	0	0	0	0	0	0
Reest -	BA:	9	9	9	9	0	0	0	0	0	0	0
Orig	OP:	0	0									
	OT:	9	9	9	9	0	0	0	0	0	0	0
012 3505 0 1 605 AA03 AR AR 10 N STIM09												
Appropriation												
ARRA												
Pres 16	BA:	-1	-1	-1	0	0	0	0	0	0	0	0
Reest	OP:	0	0									
	OT:	-1	-1	-1	0	0	0	0	0	0	0	0
Mar 15	BA:	-1	-1	-1	0	0	0	0	0	0	0	0
Base	OP:	0	0									
	OT:	-1	-1	-1	0	0	0	0	0	0	0	0
Orig	BA:	0	0	0	0	0	0	0	0	0	0	0
Pres	OP:	0	0									
	OT:	0	0	0	0	0	0	0	0	0	0	0
Reest -	BA:	0	0	0	0	0	0	0	0	0	0	0
Mar15	OP:	0	0									
	OT:	0	0	0	0	0	0	0	0	0	0	0
Reest -	BA:	-1	-1	-1	0	0	0	0	0	0	0	0
Orig	OP:	0	0									
	OT:	-1	-1	-1	0	0	0	0	0	0	0	0



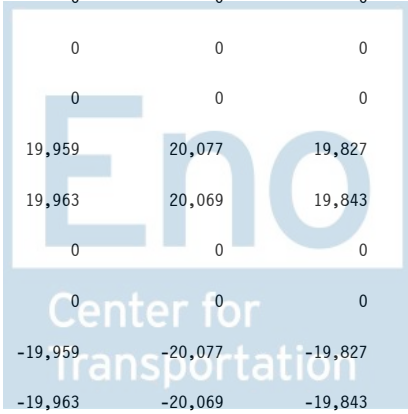
Sorted by FUNC, SFUN, TID, SUB
 (amounts in millions)

		2015	2016	2017	2018	2019	2020	2021	2022	2023	2024	2025
INCOME SECURITY (600)												
012 3505 0 1 605 AA04 AR AR 03												
Appropriation												
NHANES study												
Pres 16	BA:	0	5	5	5	5	5	6	6	6	6	6
Reest	OP:	0	0									
	OT:	0	3	5	5	5	5	6	6	6	6	6
Mar 15	BA:	0	0	0	0	0	0	0	0	0	0	0
Base	OP:	0	0									
	OT:	0	0	0	0	0	0	0	0	0	0	0
Orig	BA:	1	34	6	6	6	6	6	7	7	7	7
Pres	OP:	1	1									
	OT:	1	19	19	6	6	6	6	6	7	7	7
Reest -	BA:	0	5	5	5	5	5	6	6	6	6	6
Mar15	OP:	0	0									
	OT:	0	3	5	5	5	5	6	6	6	6	6
Reest -	BA:	-1	-29	-1	-1	-1	-1	0	-1	-1	-1	-1
Orig	OP:	-1	-1									
	OT:	-1	-16	-14	-1	-1	-1	0	0	-1	-1	-1
012 3505 0 1 605 AA05 AR AR 03 CH												
Appropriation												
E&T funds												
Pres 16	BA:	0	25	0	0	0	0	0	0	0	0	0
Reest	OP:	0	0									
	OT:	0	13	12	0	0	0	0	0	0	0	0
Mar 15	BA:	0	0	0	0	0	0	0	0	0	0	0
Base	OP:	0	0									
	OT:	0	0	0	0	0	0	0	0	0	0	0
Orig	BA:	0	0	0	0	0	0	0	0	0	0	0
Pres	OP:	0	0									
	OT:	0	0	0	0	0	0	0	0	0	0	0
Reest -	BA:	0	25	0	0	0	0	0	0	0	0	0
Mar15	OP:	0	0									
	OT:	0	13	12	0	0	0	0	0	0	0	0
Reest -	BA:	0	25	0	0	0	0	0	0	0	0	0
Orig	OP:	0	0									
	OT:	0	13	12	0	0	0	0	0	0	0	0




Sorted by FUNC, SFUN, TID, SUB
 (amounts in millions)

		2015	2016	2017	2018	2019	2020	2021	2022	2023	2024	2025
INCOME SECURITY (600)												
012 3505 0 1 605 AA06 AR AR 03 CH												
Appropriation												
participation effects of E&T funds												
Pres 16	BA:	0	4	8	0	0	0	0	0	0	0	0
Reest	OP:	0	0									
	OT:	0	4	8	0	0	0	0	0	0	0	0
Mar 15	BA:	0	0	0	0	0	0	0	0	0	0	0
Base	OP:	0	0									
	OT:	0	0	0	0	0	0	0	0	0	0	0
Orig	BA:	0	0	0	0	0	0	0	0	0	0	0
Pres	OP:	0	0									
	OT:	0	0	0	0	0	0	0	0	0	0	0
Reest -	BA:	0	4	8	0	0	0	0	0	0	0	0
Mar15	OP:	0	0									
	OT:	0	4	8	0	0	0	0	0	0	0	0
Reest -	BA:	0	4	8	0	0	0	0	0	0	0	0
Orig	OP:	0	0									
	OT:	0	4	8	0	0	0	0	0	0	0	0
012 3505 0 1 605 AD01 AR AR 10												
Advance Appropriation												
Pres 16	BA:	0	0	0	0	0	0	0	0	0	0	0
Reest	OP:	0	0									
	OT:	0	0	0	0	0	0	0	0	0	0	0
Mar 15	BA:	0	0	0	0	0	0	0	0	0	0	0
Base	OP:	0	0									
	OT:	0	0	0	0	0	0	0	0	0	0	0
Orig	BA:	0	0	20,907	20,884	20,838	20,253	20,013	19,959	20,077	19,827	19,815
Pres	OP:	0	0									
	OT:	0	0	19,621	20,886	20,840	20,289	20,028	19,963	20,069	19,843	19,815
Reest -	BA:	0	0	0	0	0	0	0	0	0	0	0
Mar15	OP:	0	0									
	OT:	0	0	0	0	0	0	0	0	0	0	0
Reest -	BA:	0	0	-20,907	-20,884	-20,838	-20,253	-20,013	-19,959	-20,077	-19,827	-19,815
Orig	OP:	0	0									
	OT:	0	0	-19,621	-20,886	-20,840	-20,289	-20,028	-19,963	-20,069	-19,843	-19,815




Sorted by FUNC, SFUN, TID, SUB
 (amounts in millions)

		2015	2016	2017	2018	2019	2020	2021	2022	2023	2024	2025
INCOME SECURITY (600)												
012 3505 0 1 605 BA01 20 64 10												
Federal Fund												
Pres 16	BA:	0	0	0	0	0	0	0	0	0	0	0
Reest	OP:	0	0									
	OT:	0	0	0	0	0	0	0	0	0	0	0
Mar 15	BA:	0	0	0	0	0	0	0	0	0	0	0
Base	OP:	0	0									
	OT:	0	0	0	0	0	0	0	0	0	0	0
Orig	BA:	-8	0	0	0	0	0	0	0	0	0	0
Pres	OP:	0	0									
	OT:	0	0	0	0	0	0	0	0	0	0	0
Reest -	BA:	0	0	0	0	0	0	0	0	0	0	0
Mar15	OP:	0	0									
	OT:	0	0	0	0	0	0	0	0	0	0	0
Reest -	BA:	8	0	0	0	0	0	0	0	0	0	0
Orig	OP:	0	0									
	OT:	0	0	0	0	0	0	0	0	0	0	0
012 3505 0 1 605 BS01 20 64 10 A												
Sequester												
Pres 16	BA:	-8	0	0	0	0	0	0	0	0	0	0
Reest	OP:	0	0									
	OT:	-8	0	0	0	0	0	0	0	0	0	0
Mar 15	BA:	-8	-10	0	0	0	0	0	0	0	0	0
Base	OP:	0	0									
	OT:	-8	-10	0	0	0	0	0	0	0	0	0
Orig	BA:	0	0	0	0	0	0	0	0	0	0	0
Pres	OP:	0	0									
	OT:	0	0	0	0	0	0	0	0	0	0	0
Reest -	BA:	0	10	0	0	0	0	0	0	0	0	0
Mar15	OP:	0	0									
	OT:	0	10	0	0	0	0	0	0	0	0	0
Reest -	BA:	-8	0	0	0	0	0	0	0	0	0	0
Orig	OP:	0	0									
	OT:	-8	0	0	0	0	0	0	0	0	0	0



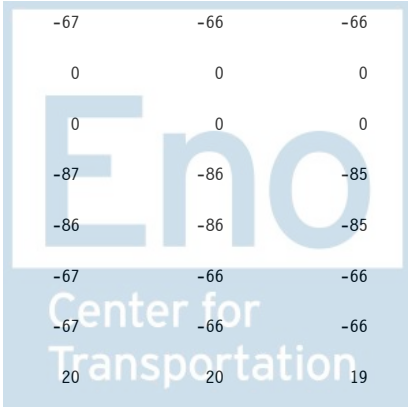
Sorted by FUNC, SFUN, TID, SUB
 (amounts in millions)

		2015	2016	2017	2018	2019	2020	2021	2022	2023	2024	2025
INCOME SECURITY (600)												
012 3505 0 1 605 EA01 20 64 10												
Proposed Legislation												
Additional E&T training funds												
Pres 16	BA:	0	0	25	25	25	25	25	25	25	25	25
Reest	OP:	0	0									
	OT:	0	0	13	25	25	25	25	25	25	25	25
Mar 15	BA:	0	0	0	0	0	0	0	0	0	0	0
Base	OP:	0	0									
	OT:	0	0	0	0	0	0	0	0	0	0	0
Orig	BA:	0	0	25	25	25	25	25	25	25	25	25
Pres	OP:	0	0									
	OT:	0	0	13	25	25	25	25	25	25	25	25
Reest -	BA:	0	0	25	25	25	25	25	25	25	25	25
Mar15	OP:	0	0									
	OT:	0	0	13	25	25	25	25	25	25	25	25
Reest -	BA:	0	0	0	0	0	0	0	0	0	0	0
Orig	OP:	0	0									
	OT:	0	0	0	0	0	0	0	0	0	0	0
012 3505 0 1 605 EA02 20 64 10												
Proposed Legislation												
Pres 16	BA:	0	0	0	0	0	0	0	0	0	0	0
Reest	OP:	0	0									
	OT:	0	0	0	0	0	0	0	0	0	0	0
Mar 15	BA:	0	0	0	0	0	0	0	0	0	0	0
Base	OP:	0	0									
	OT:	0	0	0	0	0	0	0	0	0	0	0
Orig	BA:	0	0	3	3	3	4	4	4	4	4	4
Pres	OP:	0	0									
	OT:	0	0	3	3	3	4	4	4	4	4	4
Reest -	BA:	0	0	0	0	0	0	0	0	0	0	0
Mar15	OP:	0	0									
	OT:	0	0	0	0	0	0	0	0	0	0	0
Reest -	BA:	0	0	-3	-3	-3	-4	-4	-4	-4	-4	-4
Orig	OP:	0	0									
	OT:	0	0	-3	-3	-3	-4	-4	-4	-4	-4	-4




Sorted by FUNC, SFUN, TID, SUB
 (amounts in millions)

		2015	2016	2017	2018	2019	2020	2021	2022	2023	2024	2025
INCOME SECURITY (600)												
012 3505 0 1 605 EA03 20 64 10												
Proposed Legislation												
SNAP effects of SSI policy												
Pres 16	BA:	0	-5	-5	0	0	0	0	0	0	0	0
Reest	OP:	0	0									
	OT:	0	-5	-5	0	0	0	0	0	0	0	0
Mar 15	BA:	0	0	0	0	0	0	0	0	0	0	0
Base	OP:	0	0									
	OT:	0	0	0	0	0	0	0	0	0	0	0
Orig	BA:	0	-8	-9	0	0	0	0	0	0	0	0
Pres	OP:	0	0									
	OT:	0	-8	-9	0	0	0	0	0	0	0	0
Reest -	BA:	0	-5	-5	0	0	0	0	0	0	0	0
Mar15	OP:	0	0									
	OT:	0	-5	-5	0	0	0	0	0	0	0	0
Reest -	BA:	0	3	4	0	0	0	0	0	0	0	0
Orig	OP:	0	0									
	OT:	0	3	4	0	0	0	0	0	0	0	0
012 3505 0 1 605 EA04 20 64 10												
Proposed Legislation												
SNAP effects of child support proposals												
Pres 16	BA:	0	0	-1	-24	-26	-42	-56	-67	-66	-66	-66
Reest	OP:	0	0									
	OT:	0	0	-1	-24	-26	-42	-56	-67	-66	-66	-66
Mar 15	BA:	0	0	0	0	0	0	0	0	0	0	0
Base	OP:	0	0									
	OT:	0	0	0	0	0	0	0	0	0	0	0
Orig	BA:	0	0	-1	-31	-33	-54	-72	-87	-86	-85	-85
Pres	OP:	0	0									
	OT:	0	0	-1	-30	-33	-54	-72	-86	-86	-85	-85
Reest -	BA:	0	0	-1	-24	-26	-42	-56	-67	-66	-66	-66
Mar15	OP:	0	0									
	OT:	0	0	-1	-24	-26	-42	-56	-67	-66	-66	-66
Reest -	BA:	0	0	0	7	7	12	16	20	20	19	19
Orig	OP:	0	0									
	OT:	0	0	0	6	7	12	16	19	20	19	19




Sorted by FUNC, SFUN, TID, SUB
 (amounts in millions)

		2015	2016	2017	2018	2019	2020	2021	2022	2023	2024	2025
INCOME SECURITY (600)												
012 3505 0 1 605 EA05 20 64 10												
Proposed Legislation												
SNAP elderly outreach												
Pres 16	BA:	0	1	13	20	17	26	32	34	33	33	33
Reest	OP:	0	0									
	OT:	0	1	13	20	17	26	32	34	33	33	33
Mar 15	BA:	0	0	0	0	0	0	0	0	0	0	0
Base	OP:	0	0									
	OT:	0	0	0	0	0	0	0	0	0	0	0
Orig	BA:	0	9	21	35	41	48	54	60	67	74	81
Pres	OP:	0	0									
	OT:	0	9	21	34	41	48	54	60	67	74	80
Reest -	BA:	0	1	13	20	17	26	32	34	33	33	33
Mar15	OP:	0	0									
	OT:	0	1	13	20	17	26	32	34	33	33	33
Reest -	BA:	0	-8	-8	-15	-24	-22	-22	-26	-34	-41	-48
Orig	OP:	0	0									
	OT:	0	-8	-8	-14	-24	-22	-22	-26	-34	-41	-47
012 3505 0 1 605 EA06 20 64 10												
Proposed Legislation												
participation effects of E&T proposal												
Pres 16	BA:	0	0	4	8	8	8	8	8	8	8	8
Reest	OP:	0	0									
	OT:	0	0	4	8	8	8	8	8	8	8	8
Mar 15	BA:	0	0	0	0	0	0	0	0	0	0	0
Base	OP:	0	0									
	OT:	0	0	0	0	0	0	0	0	0	0	0
Orig	BA:	0	0	0	0	0	0	0	0	0	0	0
Pres	OP:	0	0									
	OT:	0	0	0	0	0	0	0	0	0	0	0
Reest -	BA:	0	0	4	8	8	8	8	8	8	8	8
Mar15	OP:	0	0									
	OT:	0	0	4	8	8	8	8	8	8	8	8
Reest -	BA:	0	0	4	8	8	8	8	8	8	8	8
Orig	OP:	0	0									
	OT:	0	0	4	8	8	8	8	8	8	8	8



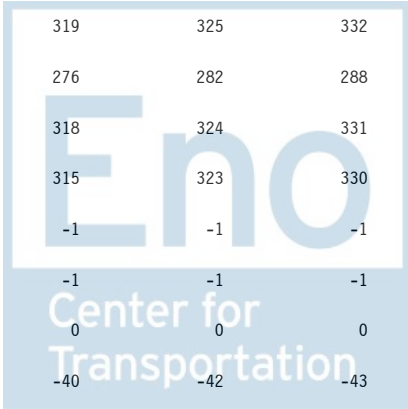
Sorted by FUNC, SFUN, TID, SUB
 (amounts in millions)

		2015	2016	2017	2018	2019	2020	2021	2022	2023	2024	2025
INCOME SECURITY (600)												
012 3505 0 1 605 EB02 20 AR 10 N												
Legislation assumed in baseline												
Legislation assumed in baseline												
Pres 16	BA:	0	0	0	0	73,907	73,336	73,214	73,020	73,128	73,492	74,411
Reest	OP:	0	0									
	OT:	0	0	0	0	71,404	73,355	73,218	73,026	73,125	73,479	74,380
Mar 15	BA:	0	0	0	0	73,907	73,336	73,214	73,020	73,128	73,492	74,411
Base	OP:	0	0									
	OT:	0	0	0	0	71,404	73,355	73,218	73,026	73,125	73,479	74,380
Orig	BA:	0	0	0	0	0	0	0	0	0	0	0
Pres	OP:	0	0									
	OT:	0	0	0	0	0	0	0	0	0	0	0
Reest -	BA:	0	0	0	0	0	0	0	0	0	0	0
Mar15	OP:	0	0									
	OT:	0	0	0	0	0	0	0	0	0	0	0
Reest -	BA:	0	0	0	0	73,907	73,336	73,214	73,020	73,128	73,492	74,411
Orig	OP:	0	0									
	OT:	0	0	0	0	71,404	73,355	73,218	73,026	73,125	73,479	74,380
012 3505 0 1 605 EB06 20 AR 10 N												
Legislation assumed in baseline												
Community Food Projects												
Pres 16	BA:	0	0	0	0	9	9	9	9	9	9	9
Reest	OP:	0	0									
	OT:	0	0	0	0	9	9	9	9	9	9	9
Mar 15	BA:	0	0	0	0	9	9	9	9	9	9	9
Base	OP:	0	0									
	OT:	0	0	0	0	9	9	9	9	9	9	9
Orig	BA:	0	0	0	0	0	0	0	0	0	0	0
Pres	OP:	0	0									
	OT:	0	0	0	0	0	0	0	0	0	0	0
Reest -	BA:	0	0	0	0	0	0	0	0	0	0	0
Mar15	OP:	0	0									
	OT:	0	0	0	0	0	0	0	0	0	0	0
Reest -	BA:	0	0	0	0	9	9	9	9	9	9	9
Orig	OP:	0	0									
	OT:	0	0	0	0	9	9	9	9	9	9	9




Sorted by FUNC, SFUN, TID, SUB
 (amounts in millions)

		2015	2016	2017	2018	2019	2020	2021	2022	2023	2024	2025
INCOME SECURITY (600)												
Account Total for Supplemental Nutrition Assistance Program												
Pres 16	BA:	77,501	77,324	75,983	74,789	73,945	73,367	73,238	73,035	73,143	73,507	74,426
Reest	OP:	2,588	2,625									
	OT:	77,464	77,317	76,028	74,829	73,974	73,386	73,242	73,041	73,140	73,494	74,395
Mar 15	BA:	77,501	77,284	75,934	74,755	73,916	73,345	73,223	73,029	73,137	73,501	74,420
Base	OP:	2,588	2,625									
	OT:	77,464	77,291	75,979	74,795	73,945	73,364	73,227	73,035	73,134	73,488	74,389
Orig	BA:	81,829	83,693	83,673	83,574	83,392	81,042	80,069	79,843	80,324	79,331	79,291
Pres	OP:	3,131	3,098									
	OT:	78,756	78,688	78,683	78,599	78,350	76,044	75,040	74,797	75,264	74,297	74,239
Reest -	BA:	0	40	49	34	29	22	15	6	6	6	6
Mar15	OP:	0	0									
	OT:	0	26	49	34	29	22	15	6	6	6	6
Reest -	BA:	-4,328	-6,369	-7,690	-8,785	-9,447	-7,675	-6,831	-6,808	-7,181	-5,824	-4,865
Orig	OP:	-543	-473									
	OT:	-1,292	-1,371	-2,655	-3,770	-4,376	-2,658	-1,798	-1,756	-2,124	-803	156
Commodity assistance program												
012 3507 0 1 605 AA01 AR AR 03 0												
Appropriation												
Pres 16	BA:	279	288	293	300	302	306	311	318	324	331	337
Reest	OP:	46	48									
	OT:	241	250	254	260	262	266	270	275	281	287	292
Mar 15	BA:	279	283	288	294	300	306	312	319	325	332	338
Base	OP:	46	48									
	OT:	241	246	250	255	260	265	270	276	282	288	293
Orig	BA:	282	288	293	300	302	306	311	318	324	331	337
Pres	OP:	71	79									
	OT:	274	285	292	299	301	305	309	315	323	330	335
Reest -	BA:	0	5	5	6	2	0	-1	-1	-1	-1	-1
Mar15	OP:	0	0									
	OT:	0	4	4	5	2	1	0	-1	-1	-1	-1
Reest -	BA:	-3	0	0	0	0	0	0	0	0	0	0
Orig	OP:	-25	-31									
	OT:	-33	-35	-38	-39	-39	-39	-39	-40	-42	-43	-43



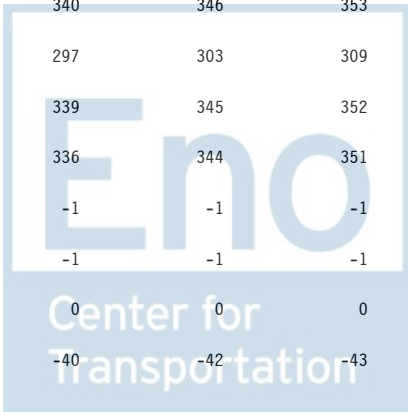
Sorted by FUNC, SFUN, TID, SUB
 (amounts in millions)

		2015	2016	2017	2018	2019	2020	2021	2022	2023	2024	2025
INCOME SECURITY (600)												
012 3507 0 1 605 AA04 AR AR 03 A												
Appropriation												
transfer from Aging and Disability Services in HHS (075-0142-0-1-506)												
Pres 16	BA:	3	0	0	0	0	0	0	0	0	0	0
Reest	OP:	0	0									
	OT:	2	0	0	0	0	0	0	0	0	0	0
Mar 15	BA:	3	0	0	0	0	0	0	0	0	0	0
Base	OP:	0	0									
	OT:	2	0	0	0	0	0	0	0	0	0	0
Orig	BA:	0	0	0	0	0	0	0	0	0	0	0
Pres	OP:	0	0									
	OT:	0	0	0	0	0	0	0	0	0	0	0
Reest -	BA:	0	0	0	0	0	0	0	0	0	0	0
Mar15	OP:	0	0									
	OT:	0	0	0	0	0	0	0	0	0	0	0
Reest -	BA:	3	0	0	0	0	0	0	0	0	0	0
Orig	OP:	0	0									
	OT:	2	0	0	0	0	0	0	0	0	0	0
012 3507 0 1 605 BA01 20 64 10 N												
Federal Fund												
Senior Farmers Market												
Pres 16	BA:	21	21	21	21	21	21	21	21	21	21	21
Reest	OP:	0	0									
	OT:	21	21	21	21	21	21	21	21	21	21	21
Mar 15	BA:	21	21	21	21	21	21	21	21	21	21	21
Base	OP:	0	0									
	OT:	21	21	21	21	21	21	21	21	21	21	21
Orig	BA:	20	21	21	21	21	21	21	21	21	21	21
Pres	OP:	7	7									
	OT:	21	21	21	21	21	21	21	21	21	21	21
Reest -	BA:	0	0	0	0	0	0	0	0	0	0	0
Mar15	OP:	0	0									
	OT:	0	0	0	0	0	0	0	0	0	0	0
Reest -	BA:	1	0	0	0	0	0	0	0	0	0	0
Orig	OP:	-7	-7									
	OT:	0	0	0	0	0	0	0	0	0	0	0



Sorted by FUNC, SFUN, TID, SUB
 (amounts in millions)

		2015	2016	2017	2018	2019	2020	2021	2022	2023	2024	2025
INCOME SECURITY (600)												
012 3507 0 1 605 BS01 20 64 10 A												
Sequester												
Pres 16	BA:	-2	0	0	0	0	0	0	0	0	0	0
Reest	OP:	0	0									
	OT:	-2	0	0	0	0	0	0	0	0	0	0
Mar 15	BA:	-2	-1	0	0	0	0	0	0	0	0	0
Base	OP:	0	0									
	OT:	-2	-1	0	0	0	0	0	0	0	0	0
Orig	BA:	0	0	0	0	0	0	0	0	0	0	0
Pres	OP:	0	0									
	OT:	0	0	0	0	0	0	0	0	0	0	0
Reest -	BA:	0	1	0	0	0	0	0	0	0	0	0
Mar15	OP:	0	0									
	OT:	0	1	0	0	0	0	0	0	0	0	0
Reest -	BA:	-2	0	0	0	0	0	0	0	0	0	0
Orig	OP:	0	0									
	OT:	-2	0	0	0	0	0	0	0	0	0	0
Account Total for Commodity assistance program												
Pres 16	BA:	301	309	314	321	323	327	332	339	345	352	358
Reest	OP:	46	48									
	OT:	262	271	275	281	283	287	291	296	302	308	313
Mar 15	BA:	301	303	309	315	321	327	333	340	346	353	359
Base	OP:	46	48									
	OT:	262	266	271	276	281	286	291	297	303	309	314
Orig	BA:	302	309	314	321	323	327	332	339	345	352	358
Pres	OP:	78	86									
	OT:	295	306	313	320	322	326	330	336	344	351	356
Reest -	BA:	0	6	5	6	2	0	-1	-1	-1	-1	-1
Mar15	OP:	0	0									
	OT:	0	5	4	5	2	1	0	-1	-1	-1	-1
Reest -	BA:	-1	0	0	0	0	0	0	0	0	0	0
Orig	OP:	-32	-38									
	OT:	-33	-35	-38	-39	-39	-39	-39	-40	-42	-43	-43




Sorted by FUNC, SFUN, TID, SUB
 (amounts in millions)

		2015	2016	2017	2018	2019	2020	2021	2022	2023	2024	2025
INCOME SECURITY (600)												
Nutrition programs administration												
012 3508 0 1 605 AA01 AR AR 03 0												
Appropriation												
Pres 16	BA:	151	156	159	162	164	166	169	172	176	179	183
Reest	OP:	21	22									
	OT:	149	155	158	161	164	166	168	171	175	178	182
Mar 15	BA:	151	156	162	168	175	182	188	196	203	210	218
Base	OP:	21	22									
	OT:	149	155	160	167	174	181	187	194	202	209	216
Orig	BA:	151	156	159	162	164	166	169	172	176	179	183
Pres	OP:	41	23									
	OT:	169	155	158	162	164	165	169	171	176	178	183
Reest -	BA:	0	0	-3	-6	-11	-16	-19	-24	-27	-31	-35
Mar15	OP:	0	0									
	OT:	0	0	-2	-6	-10	-15	-19	-23	-27	-31	-34
Reest -	BA:	0	0	0	0	0	0	0	0	0	0	0
Orig	OP:	-20	-1									
	OT:	-20	0	0	-1	0	1	-1	0	-1	0	-1
Special supplemental nutrition program for women, infants, and c												
012 3510 0 1 605 AA01 AR AR 03 0												
Appropriation												
Pres 16	BA:	6,623	6,623	6,755	6,891	6,960	7,030	7,170	7,313	7,460	7,608	7,759
Reest	OP:	1,025	1,130									
	OT:	6,323	6,428	6,531	6,657	6,734	6,804	6,928	7,064	7,206	7,349	7,495
Mar 15	BA:	6,623	6,722	6,842	6,981	7,120	7,266	7,412	7,565	7,717	7,876	8,036
Base	OP:	1,025	1,130									
	OT:	6,323	6,508	6,614	6,743	6,877	7,018	7,159	7,306	7,454	7,607	7,761
Orig	BA:	6,623	6,623	6,755	6,891	6,960	7,030	7,170	7,313	7,460	7,608	7,759
Pres	OP:	1,259	1,371									
	OT:	6,526	6,617	6,705	6,836	6,919	6,989	7,115	7,256	7,400	7,550	7,700
Reest -	BA:	0	-99	-87	-90	-160	-236	-242	-252	-257	-268	-277
Mar15	OP:	0	0									
	OT:	0	-80	-83	-86	-143	-214	-231	-242	-248	-258	-266
Reest -	BA:	0	0	0	0	0	0	0	0	0	0	0
Orig	OP:	-234	-241									
	OT:	-203	-189	-174	-179	-185	-185	-187	-192	-194	-201	-205



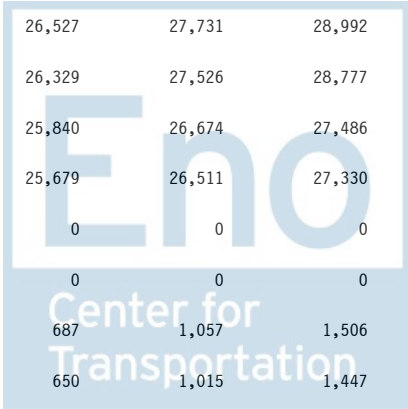
Sorted by FUNC, SFUN, TID, SUB
 (amounts in millions)

		2015	2016	2017	2018	2019	2020	2021	2022	2023	2024	2025
INCOME SECURITY (600)												
012 3510 0 1 605 BA03 29 64 10 N												
Federal Fund												
Universal Product Codes Database												
Pres 16	BA:	1	1	1	1	1	1	1	1	1	1	1
Reest	OP:	0	0									
	OT:	1	1	1	1	1	1	1	1	1	1	1
Mar 15	BA:	1	1	1	1	1	1	1	1	1	1	1
Base	OP:	0	0									
	OT:	1	1	1	1	1	1	1	1	1	1	1
Orig	BA:	1	1	1	1	1	1	1	1	1	1	1
Pres	OP:	1	1									
	OT:	1	1	1	1	1	1	1	1	1	1	1
Reest -	BA:	0	0	0	0	0	0	0	0	0	0	0
Mar15	OP:	0	0									
	OT:	0	0	0	0	0	0	0	0	0	0	0
Reest -	BA:	0	0	0	0	0	0	0	0	0	0	0
Orig	OP:	-1	-1									
	OT:	0	0	0	0	0	0	0	0	0	0	0
012 3510 0 1 605 DE01 AR AR 03 A STIM09												
Supplemental Emergency												
Pres 16	BA:	0	0	0	0	0	0	0	0	0	0	0
Reest	OP:	8	0									
	OT:	8	0	0	0	0	0	0	0	0	0	0
Mar 15	BA:	0	0	0	0	0	0	0	0	0	0	0
Base	OP:	8	0									
	OT:	8	0	0	0	0	0	0	0	0	0	0
Orig	BA:	0	0	0	0	0	0	0	0	0	0	0
Pres	OP:	0	0									
	OT:	0	0	0	0	0	0	0	0	0	0	0
Reest -	BA:	0	0	0	0	0	0	0	0	0	0	0
Mar15	OP:	0	0									
	OT:	0	0	0	0	0	0	0	0	0	0	0
Reest -	BA:	0	0	0	0	0	0	0	0	0	0	0
Orig	OP:	8	0									
	OT:	8	0	0	0	0	0	0	0	0	0	0




Sorted by FUNC, SFUN, TID, SUB
 (amounts in millions)

		2015	2016	2017	2018	2019	2020	2021	2022	2023	2024	2025
INCOME SECURITY (600)												
Account Total for Special supplemental nutrition program for women, infants, and c												
Pres 16	BA:	6,624	6,624	6,756	6,892	6,961	7,031	7,171	7,314	7,461	7,609	7,760
Reest	OP:	1,033	1,130		6,658	6,735	6,805	6,929	7,065	7,207	7,350	7,496
	OT:	6,332	6,429	6,532	6,658	6,735	6,805	6,929	7,065	7,207	7,350	7,496
Mar 15	BA:	6,624	6,723	6,843	6,982	7,121	7,267	7,413	7,566	7,718	7,877	8,037
Base	OP:	1,033	1,130		6,744	6,878	7,019	7,160	7,307	7,455	7,608	7,762
	OT:	6,332	6,509	6,615	6,744	6,878	7,019	7,160	7,307	7,455	7,608	7,762
Orig	BA:	6,624	6,624	6,756	6,892	6,961	7,031	7,171	7,314	7,461	7,609	7,760
Pres	OP:	1,260	1,372		6,837	6,920	6,990	7,116	7,257	7,401	7,551	7,701
	OT:	6,527	6,618	6,706	6,837	6,920	6,990	7,116	7,257	7,401	7,551	7,701
Reest -	BA:	0	-99	-87	-90	-160	-236	-242	-252	-257	-268	-277
Mar15	OP:	0	0		-86	-143	-214	-231	-242	-248	-258	-266
	OT:	0	-80	-83	-86	-143	-214	-231	-242	-248	-258	-266
Reest -	BA:	0	0	0	0	0	0	0	0	0	0	0
Orig	OP:	-227	-242		-179	-185	-185	-187	-192	-194	-201	-205
	OT:	-195	-189	-174	-179	-185	-185	-187	-192	-194	-201	-205
Child nutrition programs												
012 3539 0 1 605 AA01 AR AR 10 N												
Appropriation												
Pres 16	BA:	20,647	20,645	21,407	22,245	23,183	24,240	25,365	26,527	27,731	28,992	30,308
Reest	OP:	3,370	3,510		22,102	23,023	24,060	25,174	26,329	27,526	28,777	30,085
	OT:	20,540	20,646	21,278	22,102	23,023	24,060	25,174	26,329	27,526	28,777	30,085
Mar 15	BA:	20,647	20,645	21,407	22,245	23,183	24,240	25,365	26,527	27,731	28,992	30,308
Base	OP:	3,370	3,510		22,102	23,023	24,060	25,174	26,329	27,526	28,777	30,085
	OT:	20,540	20,646	21,278	22,102	23,023	24,060	25,174	26,329	27,526	28,777	30,085
Orig	BA:	21,239	21,480	22,485	23,005	23,503	24,153	25,007	25,840	26,674	27,486	28,373
Pres	OP:	3,221	4,045		22,901	23,409	24,028	24,848	25,679	26,511	27,330	28,201
	OT:	20,415	21,406	22,310	22,901	23,409	24,028	24,848	25,679	26,511	27,330	28,201
Reest -	BA:	0	0	0	0	0	0	0	0	0	0	0
Mar15	OP:	0	0		0	0	0	0	0	0	0	0
	OT:	0	0	0	0	0	0	0	0	0	0	0
Reest -	BA:	-592	-835	-1,078	-760	-320	87	358	687	1,057	1,506	1,935
Orig	OP:	149	-535		-799	-386	32	326	650	1,015	1,447	1,884
	OT:	125	-760	-1,032	-799	-386	32	326	650	1,015	1,447	1,884



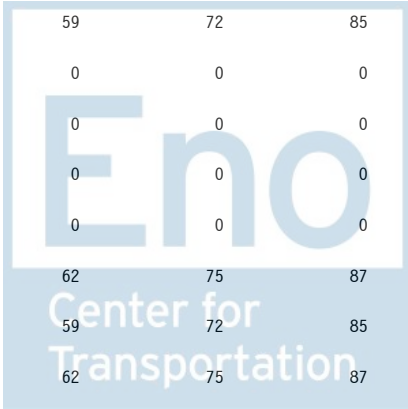
Sorted by FUNC, SFUN, TID, SUB
 (amounts in millions)

		2015	2016	2017	2018	2019	2020	2021	2022	2023	2024	2025
INCOME SECURITY (600)												
012 3539 0 1 605 AA02 AR AR 03 0												
Appropriation												
Pres 16	BA:	0	0	0	0	0	0	0	0	0	0	0
Reest	OP:	37	18		0	0	0	0	0	0	0	0
	OT:	37	18	3	0	0	0	0	0	0	0	0
Mar 15	BA:	0	0	0	0	0	0	0	0	0	0	0
Base	OP:	37	18		0	0	0	0	0	0	0	0
	OT:	37	18	3	0	0	0	0	0	0	0	0
Orig	BA:	58	-5	119	121	122	123	126	128	131	134	136
Pres	OP:	27	51		118	122	122	124	125	129	132	133
	OT:	34	-44	102	118	122	122	124	125	129	132	133
Reest -	BA:	0	0	0	0	0	0	0	0	0	0	0
Mar15	OP:	0	0		0	0	0	0	0	0	0	0
	OT:	0	0	0	0	0	0	0	0	0	0	0
Reest -	BA:	-58	5	-119	-121	-122	-123	-126	-128	-131	-134	-136
Orig	OP:	10	-33		-118	-122	-122	-124	-125	-129	-132	-133
	OT:	3	62	-99	-118	-122	-122	-124	-125	-129	-132	-133
012 3539 0 1 605 AA05 AR AR 03 0												
Appropriation												
Equipment assistance grants												
Pres 16	BA:	25	35	36	36	37	37	38	39	39	40	41
Reest	OP:	31	23		36	36	37	37	38	39	39	40
	OT:	34	27	35	36	36	37	37	38	39	39	40
Mar 15	BA:	25	25	26	26	27	27	28	29	29	30	30
Base	OP:	31	23		26	26	27	27	28	29	29	30
	OT:	34	26	25	26	26	27	27	28	29	29	30
Orig	BA:	0	0	0	0	0	0	0	0	0	0	0
Pres	OP:	0	0		0	0	0	0	0	0	0	0
	OT:	0	0	0	0	0	0	0	0	0	0	0
Reest -	BA:	0	10	10	10	10	10	10	10	10	10	11
Mar15	OP:	0	0		10	10	10	10	10	10	10	10
	OT:	0	1	10	10	10	10	10	10	10	10	10
Reest -	BA:	25	35	36	36	37	37	38	39	39	40	41
Orig	OP:	31	23		36	36	37	37	38	39	39	40
	OT:	34	27	35	36	36	37	37	38	39	39	40




Sorted by FUNC, SFUN, TID, SUB
 (amounts in millions)

		2015	2016	2017	2018	2019	2020	2021	2022	2023	2024	2025
INCOME SECURITY (600)												
012 3539 0 1 605 AA06 AR AR 03 CH												
Appropriation												
Mandatory effects of FY16 equipment grants												
Pres 16	BA:	0	1	8	11	14	14	14	13	12	13	14
Reest	OP:	0	0									
	OT:	0	1	7	10	13	14	14	13	13	13	14
Mar 15	BA:	0	0	0	0	0	0	0	0	0	0	0
Base	OP:	0	0									
	OT:	0	0	0	0	0	0	0	0	0	0	0
Orig	BA:	0	0	0	0	0	0	0	0	0	0	0
Pres	OP:	0	0									
	OT:	0	0	0	0	0	0	0	0	0	0	0
Reest -	BA:	0	1	8	11	14	14	14	13	12	13	14
Mar15	OP:	0	0									
	OT:	0	1	7	10	13	14	14	13	13	13	14
Reest -	BA:	0	1	8	11	14	14	14	13	12	13	14
Orig	OP:	0	0									
	OT:	0	1	7	10	13	14	14	13	13	13	14
012 3539 0 1 605 AA07 AR AR 03 FUTRCHIMP												
Appropriation												
Mandatory effects of funding equipment grants from FY17-FY25												
Pres 16	BA:	0	0	1	9	20	34	48	62	75	87	100
Reest	OP:	0	0									
	OT:	0	0	1	8	18	31	45	59	72	85	98
Mar 15	BA:	0	0	0	0	0	0	0	0	0	0	0
Base	OP:	0	0									
	OT:	0	0	0	0	0	0	0	0	0	0	0
Orig	BA:	0	0	0	0	0	0	0	0	0	0	0
Pres	OP:	0	0									
	OT:	0	0	0	0	0	0	0	0	0	0	0
Reest -	BA:	0	0	1	9	20	34	48	62	75	87	100
Mar15	OP:	0	0									
	OT:	0	0	1	8	18	31	45	59	72	85	98
Reest -	BA:	0	0	1	9	20	34	48	62	75	87	100
Orig	OP:	0	0									
	OT:	0	0	1	8	18	31	45	59	72	85	98




Sorted by FUNC, SFUN, TID, SUB
 (amounts in millions)

		2015	2016	2017	2018	2019	2020	2021	2022	2023	2024	2025
INCOME SECURITY (600)												
012 3539 0 1 605 AA08 AR AR 03 0												
Appropriation												
Summer EBT Demonstration												
Pres 16	BA:	16	67	68	70	70	71	73	74	75	77	78
Reest	OP:	0	6									
	OT:	2	13	40	63	69	70	71	72	73	75	76
Mar 15	BA:	16	16	17	17	17	18	18	18	19	19	19
Base	OP:	0	6									
	OT:	2	8	15	17	17	17	18	18	18	19	19
Orig	BA:	0	0	0	0	0	0	0	0	0	0	0
Pres	OP:	0	0									
	OT:	0	0	0	0	0	0	0	0	0	0	0
Reest -	BA:	0	51	51	53	53	53	55	56	56	58	59
Mar15	OP:	0	0									
	OT:	0	5	25	46	52	53	53	54	55	56	57
Reest -	BA:	16	67	68	70	70	71	73	74	75	77	78
Orig	OP:	0	6									
	OT:	2	13	40	63	69	70	71	72	73	75	76
012 3539 0 1 605 AC02 AR AR 03												
Appropriation - Existing Law Change												
State exchange activities												
Pres 16	BA:	0	2	0	0	0	0	0	0	0	0	0
Reest	OP:	0	0									
	OT:	0	1	1	0	0	0	0	0	0	0	0
Mar 15	BA:	0	0	0	0	0	0	0	0	0	0	0
Base	OP:	0	0									
	OT:	0	0	0	0	0	0	0	0	0	0	0
Orig	BA:	0	0	0	0	0	0	0	0	0	0	0
Pres	OP:	0	0									
	OT:	0	0	0	0	0	0	0	0	0	0	0
Reest -	BA:	0	2	0	0	0	0	0	0	0	0	0
Mar15	OP:	0	0									
	OT:	0	1	1	0	0	0	0	0	0	0	0
Reest -	BA:	0	2	0	0	0	0	0	0	0	0	0
Orig	OP:	0	0									
	OT:	0	1	1	0	0	0	0	0	0	0	0



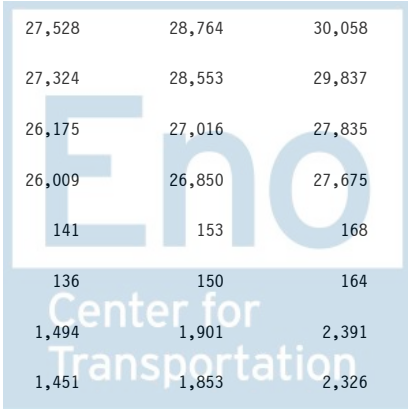
Sorted by FUNC, SFUN, TID, SUB
 (amounts in millions)

		2015	2016	2017	2018	2019	2020	2021	2022	2023	2024	2025
INCOME SECURITY (600)												
012 3539 0 1 605 BA03 29 64 10 N												
Federal Fund												
Permanent Approps - FSMI, Federal Admin, HHFKA Projects												
Pres 16	BA:	19	19	19	19	19	19	19	19	19	19	19
Reest	OP:	37	3									
	OT:	53	44	35	23	19	19	19	19	19	19	19
Mar 15	BA:	19	19	19	19	19	19	19	19	19	19	19
Base	OP:	37	3									
	OT:	53	44	35	23	19	19	19	19	19	19	19
Orig	BA:	178	184	187	191	195	199	203	207	211	215	219
Pres	OP:	38	77									
	OT:	139	182	186	189	193	198	201	205	210	213	217
Reest -	BA:	0	0	0	0	0	0	0	0	0	0	0
Mar15	OP:	0	0									
	OT:	0	0	0	0	0	0	0	0	0	0	0
Reest -	BA:	-159	-165	-168	-172	-176	-180	-184	-188	-192	-196	-200
Orig	OP:	-1	-74									
	OT:	-86	-138	-151	-166	-174	-179	-182	-186	-191	-194	-198
012 3539 0 1 605 BS01 20 64 10 A												
Sequester												
Pres 16	BA:	-5	0	0	0	0	0	0	0	0	0	0
Reest	OP:	0	0									
	OT:	-5	0	0	0	0	0	0	0	0	0	0
Mar 15	BA:	-5	-4	0	0	0	0	0	0	0	0	0
Base	OP:	0	0									
	OT:	-5	-4	0	0	0	0	0	0	0	0	0
Orig	BA:	0	0	0	0	0	0	0	0	0	0	0
Pres	OP:	0	0									
	OT:	0	0	0	0	0	0	0	0	0	0	0
Reest -	BA:	0	4	0	0	0	0	0	0	0	0	0
Mar15	OP:	0	0									
	OT:	0	4	0	0	0	0	0	0	0	0	0
Reest -	BA:	-5	0	0	0	0	0	0	0	0	0	0
Orig	OP:	0	0									
	OT:	-5	0	0	0	0	0	0	0	0	0	0




Sorted by FUNC, SFUN, TID, SUB
 (amounts in millions)

		2015	2016	2017	2018	2019	2020	2021	2022	2023	2024	2025
INCOME SECURITY (600)												
012 3539 0 1 605 EB01 29 AR 10 N												
Legislation assumed in baseline												
Legislation assumed in baseline												
Pres 16	BA:	0	773	801	826	851	877	905	935	966	998	1,032
Reest	OP:	0	0									
	OT:	0	641	796	822	847	873	900	930	961	993	1,026
Mar 15	BA:	0	773	801	826	851	877	905	935	966	998	1,032
Base	OP:	0	0									
	OT:	0	641	796	822	847	873	900	930	961	993	1,026
Orig	BA:	0	0	0	0	0	0	0	0	0	0	0
Pres	OP:	0	0									
	OT:	0	0	0	0	0	0	0	0	0	0	0
Reest -	BA:	0	0	0	0	0	0	0	0	0	0	0
Mar15	OP:	0	0									
	OT:	0	0	0	0	0	0	0	0	0	0	0
Reest -	BA:	0	773	801	826	851	877	905	935	966	998	1,032
Orig	OP:	0	0									
	OT:	0	641	796	822	847	873	900	930	961	993	1,026
Account Total for Child nutrition programs												
Pres 16	BA:	20,702	21,542	22,340	23,216	24,194	25,292	26,462	27,669	28,917	30,226	31,592
Reest	OP:	3,475	3,560									
	OT:	20,661	21,391	22,196	23,064	24,025	25,104	26,260	27,460	28,703	30,001	31,358
Mar 15	BA:	20,702	21,474	22,270	23,133	24,097	25,181	26,335	27,528	28,764	30,058	31,408
Base	OP:	3,475	3,560									
	OT:	20,661	21,379	22,152	22,990	23,932	24,996	26,138	27,324	28,553	29,837	31,179
Orig	BA:	21,475	21,659	22,791	23,317	23,820	24,475	25,336	26,175	27,016	27,835	28,728
Pres	OP:	3,286	4,173									
	OT:	20,588	21,544	22,598	23,208	23,724	24,348	25,173	26,009	26,850	27,675	28,551
Reest -	BA:	0	68	70	83	97	111	127	141	153	168	184
Mar15	OP:	0	0									
	OT:	0	12	44	74	93	108	122	136	150	164	179
Reest -	BA:	-773	-117	-451	-101	374	817	1,126	1,494	1,901	2,391	2,864
Orig	OP:	189	-613									
	OT:	73	-153	-402	-144	301	756	1,087	1,451	1,853	2,326	2,807



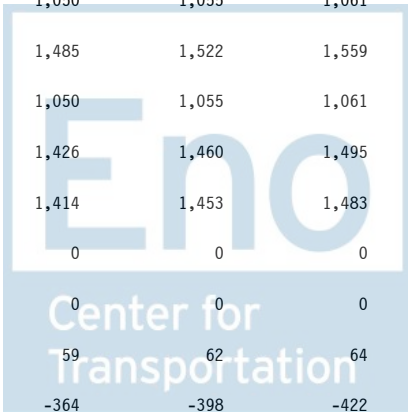
Sorted by FUNC, SFUN, TID, SUB
 (amounts in millions)

		2015	2016	2017	2018	2019	2020	2021	2022	2023	2024	2025
INCOME SECURITY (600)												
Agricultural Marketing Service												
Funds for strengthening markets, income, and supply (section 32)												
012 5209 0 2 605 AA01 AR AR 10												
Appropriation												
Pres 16	BA:	0	0	0	0	0	0	0	0	0	0	0
Reest	OP:	0	0									
	OT:	0	0	0	0	0	0	0	0	0	0	0
Mar 15	BA:	0	0	0	0	0	0	0	0	0	0	0
Base	OP:	0	0									
	OT:	0	0	0	0	0	0	0	0	0	0	0
Orig	BA:	55	56	55	55	55	55	55	55	55	55	55
Pres	OP:	6	5									
	OT:	61	61	55	55	55	55	55	55	55	55	55
Reest -	BA:	0	0	0	0	0	0	0	0	0	0	0
Mar15	OP:	0	0									
	OT:	0	0	0	0	0	0	0	0	0	0	0
Reest -	BA:	-55	-56	-55	-55	-55	-55	-55	-55	-55	-55	-55
Orig	OP:	-6	-5									
	OT:	-61	-61	-55	-55	-55	-55	-55	-55	-55	-55	-55
012 5209 0 2 605 AA02 AR AR 03												
Appropriation												
Pres 16	BA:	0	0	0	0	0	0	0	0	0	0	0
Reest	OP:	0	0									
	OT:	0	0	0	0	0	0	0	0	0	0	0
Mar 15	BA:	0	0	0	0	0	0	0	0	0	0	0
Base	OP:	0	0									
	OT:	0	0	0	0	0	0	0	0	0	0	0
Orig	BA:	0	-292	0	0	0	0	0	0	0	0	0
Pres	OP:	0	0									
	OT:	0	-292	0	0	0	0	0	0	0	0	0
Reest -	BA:	0	0	0	0	0	0	0	0	0	0	0
Mar15	OP:	0	0									
	OT:	0	0	0	0	0	0	0	0	0	0	0
Reest -	BA:	0	292	0	0	0	0	0	0	0	0	0
Orig	OP:	0	0									
	OT:	0	292	0	0	0	0	0	0	0	0	0




Sorted by FUNC, SFUN, TID, SUB
 (amounts in millions)

		2015	2016	2017	2018	2019	2020	2021	2022	2023	2024	2025
INCOME SECURITY (600)												
012 5209 0 2 605 AA04 AR AR 03 CH												
Appropriation												
Sec. 714: Fruit and Vegetable limitation												
Pres 16	BA:	0	-124	124	0	0	0	0	0	0	0	0
Reest	OP:	0	0									
	OT:	0	0	0	0	0	0	0	0	0	0	0
Mar 15	BA:	0	0	0	0	0	0	0	0	0	0	0
Base	OP:	0	0									
	OT:	0	0	0	0	0	0	0	0	0	0	0
Orig	BA:	0	0	0	0	0	0	0	0	0	0	0
Pres	OP:	0	0									
	OT:	0	0	0	0	0	0	0	0	0	0	0
Reest -	BA:	0	-124	124	0	0	0	0	0	0	0	0
Mar15	OP:	0	0									
	OT:	0	0	0	0	0	0	0	0	0	0	0
Reest -	BA:	0	-124	124	0	0	0	0	0	0	0	0
Orig	OP:	0	0									
	OT:	0	0	0	0	0	0	0	0	0	0	0
012 5209 0 2 605 BA01 AR AR 10 N												
Federal Fund												
Pres 16	BA:	1,160	1,425	1,322	1,352	1,384	1,416	1,450	1,485	1,522	1,559	1,598
Reest	OP:	0	0									
	OT:	989	1,141	1,023	1,028	1,034	1,039	1,044	1,050	1,055	1,061	1,067
Mar 15	BA:	1,160	1,425	1,322	1,352	1,384	1,416	1,450	1,485	1,522	1,559	1,598
Base	OP:	0	0									
	OT:	989	1,141	1,023	1,028	1,034	1,039	1,044	1,050	1,055	1,061	1,067
Orig	BA:	864	1,081	1,267	1,297	1,329	1,360	1,393	1,426	1,460	1,495	1,531
Pres	OP:	273	327									
	OT:	803	1,101	1,115	1,280	1,317	1,349	1,381	1,414	1,453	1,483	1,518
Reest -	BA:	0	0	0	0	0	0	0	0	0	0	0
Mar15	OP:	0	0									
	OT:	0	0	0	0	0	0	0	0	0	0	0
Reest -	BA:	296	344	55	55	55	56	57	59	62	64	67
Orig	OP:	-273	-327									
	OT:	186	40	-92	-252	-283	-310	-337	-364	-398	-422	-451




Sorted by FUNC, SFUN, TID, SUB
 (amounts in millions)

		2015	2016	2017	2018	2019	2020	2021	2022	2023	2024	2025
INCOME SECURITY (600)												
012 5209 0 2 605 BS01 20 64 10 A												
Sequester												
Pres 16	BA:	-82	0	0	0	0	0	0	0	0	0	0
Reest	OP:	0	0									
	OT:	0	0	0	0	0	0	0	0	0	0	0
Mar 15	BA:	-82	-77	0	0	0	0	0	0	0	0	0
Base	OP:	0	0									
	OT:	0	0	0	0	0	0	0	0	0	0	0
Orig	BA:	0	0	0	0	0	0	0	0	0	0	0
Pres	OP:	0	0									
	OT:	0	0	0	0	0	0	0	0	0	0	0
Reest -	BA:	0	77	0	0	0	0	0	0	0	0	0
Mar15	OP:	0	0									
	OT:	0	0	0	0	0	0	0	0	0	0	0
Reest -	BA:	-82	0	0	0	0	0	0	0	0	0	0
Orig	OP:	0	0									
	OT:	0	0	0	0	0	0	0	0	0	0	0
012 5209 0 2 605 IA01 AR AR 03 CH												
Rescission												
Sec. 714: Rescission												
Pres 16	BA:	0	-292	0	0	0	0	0	0	0	0	0
Reest	OP:	0	0									
	OT:	0	-8	0	0	0	0	0	0	0	0	0
Mar 15	BA:	0	0	0	0	0	0	0	0	0	0	0
Base	OP:	0	0									
	OT:	0	0	0	0	0	0	0	0	0	0	0
Orig	BA:	0	0	0	0	0	0	0	0	0	0	0
Pres	OP:	0	0									
	OT:	0	0	0	0	0	0	0	0	0	0	0
Reest -	BA:	0	-292	0	0	0	0	0	0	0	0	0
Mar15	OP:	0	0									
	OT:	0	-8	0	0	0	0	0	0	0	0	0
Reest -	BA:	0	-292	0	0	0	0	0	0	0	0	0
Orig	OP:	0	0									
	OT:	0	-8	0	0	0	0	0	0	0	0	0



Sorted by FUNC, SFUN, TID, SUB
 (amounts in millions)

		2015	2016	2017	2018	2019	2020	2021	2022	2023	2024	2025
INCOME SECURITY (600)												
Account Total for Funds for strengthening markets, income, and supply (section 32)												
Pres 16	BA:	1,078	1,009	1,446	1,352	1,384	1,416	1,450	1,485	1,522	1,559	1,598
Reest	OP:	0	0									
	OT:	989	1,133	1,023	1,028	1,034	1,039	1,044	1,050	1,055	1,061	1,067
Mar 15	BA:	1,078	1,348	1,322	1,352	1,384	1,416	1,450	1,485	1,522	1,559	1,598
Base	OP:	0	0									
	OT:	989	1,141	1,023	1,028	1,034	1,039	1,044	1,050	1,055	1,061	1,067
Orig	BA:	919	845	1,322	1,352	1,384	1,415	1,448	1,481	1,515	1,550	1,586
Pres	OP:	279	332									
	OT:	864	870	1,170	1,335	1,372	1,404	1,436	1,469	1,508	1,538	1,573
Reest -	BA:	0	-339	124	0	0	0	0	0	0	0	0
Mar15	OP:	0	0									
	OT:	0	-8	0	0	0	0	0	0	0	0	0
Reest -	BA:	159	164	124	0	0	1	2	4	7	9	12
Orig	OP:	-279	-332									
	OT:	125	263	-147	-307	-338	-365	-392	-419	-453	-477	-506
Department of Agriculture												
General fund payment, funds for strengthening markets												
012 9990 8 2 605 CB01 XX XX 20												
Offsetting Receipts												
Pres 16	BA:	0	0	0	0	0	0	0	0	0	0	0
Reest	OP:	0	0									
	OT:	0	0	0	0	0	0	0	0	0	0	0
Mar 15	BA:	0	0	0	0	0	0	0	0	0	0	0
Base	OP:	0	0									
	OT:	0	0	0	0	0	0	0	0	0	0	0
Orig	BA:	-1	-1	-1	-1	-1	-1	-1	-1	-1	-1	-1
Pres	OP:	0	0									
	OT:	-1	-1	-1	-1	-1	-1	-1	-1	-1	-1	-1
Reest -	BA:	0	0	0	0	0	0	0	0	0	0	0
Mar15	OP:	0	0									
	OT:	0	0	0	0	0	0	0	0	0	0	0
Reest -	BA:	1	1	1	1	1	1	1	1	1	1	1
Orig	OP:	0	0									
	OT:	1	1	1	1	1	1	1	1	1	1	1



Sorted by FUNC, SFUN, TID, SUB
 (amounts in millions)

		2015	2016	2017	2018	2019	2020	2021	2022	2023	2024	2025
INCOME SECURITY (600)												
Department of Homeland Security												
Department of Homeland Security												
Adjustment to Reflect 2015 Budget Policy												
024 9001 0 1 605 AA01 HS HS 03												
Appropriation												
Pres 16	BA:	0	0	0	0	0	0	0	0	0	0	0
Reest	OP:	0	0									
	OT:	0	0	0	0	0	0	0	0	0	0	0
Mar 15	BA:	0	0	0	0	0	0	0	0	0	0	0
Base	OP:	0	0									
	OT:	0	0	0	0	0	0	0	0	0	0	0
Orig	BA:	-20	0	0	0	0	0	0	0	0	0	0
Pres	OP:	0	-4									
	OT:	-16	-4	0	0	0	0	0	0	0	0	0
Reest -	BA:	0	0	0	0	0	0	0	0	0	0	0
Mar15	OP:	0	0									
	OT:	0	0	0	0	0	0	0	0	0	0	0
Reest -	BA:	20	0	0	0	0	0	0	0	0	0	0
Orig	OP:	0	4									
	OT:	16	4	0	0	0	0	0	0	0	0	0



Sorted by FUNC, SFUN, TID, SUB
 (amounts in millions)

		2015	2016	2017	2018	2019	2020	2021	2022	2023	2024	2025
INCOME SECURITY (600)												
Federal Emergency Management Agency												
Emergency food and shelter												
070 0707 0 1 605 AA01 HS HS 03 0												
Appropriation												
Pres 16	BA:	120	100	102	104	105	106	108	110	113	115	117
Reest	OP:	90	90									
	OT:	120	115	101	103	104	105	107	109	111	114	116
Mar 15	BA:	120	122	124	126	129	132	134	137	140	143	146
Base	OP:	90	90									
	OT:	120	121	123	125	127	130	133	135	138	141	144
Orig	BA:	120	100	102	104	105	106	108	110	113	115	117
Pres	OP:	138	24									
	OT:	234	104	102	103	105	106	107	110	112	115	117
Reest -	BA:	0	-22	-22	-22	-24	-26	-26	-27	-27	-28	-29
Mar15	OP:	0	0									
	OT:	0	-6	-22	-22	-23	-25	-26	-26	-27	-27	-28
Reest -	BA:	0	0	0	0	0	0	0	0	0	0	0
Orig	OP:	-48	66									
	OT:	-114	11	-1	0	-1	-1	0	-1	-1	-1	-1
Subfunction Total for 605 Food and nutrition assistance (605)												
Pres 16	BA:	106,477	107,064	107,100	106,836	107,076	107,705	108,930	110,124	111,677	113,547	116,034
Reest	OP:	7,253	7,475									
	OT:	105,977	106,811	106,313	106,124	106,319	106,892	108,041	109,192	110,693	112,506	114,927
Mar 15	BA:	106,477	107,410	106,964	106,831	107,143	107,850	109,076	110,281	111,830	113,701	116,186
Base	OP:	7,253	7,475									
	OT:	105,977	106,862	106,323	106,125	106,371	107,015	108,180	109,342	110,840	112,653	115,071
Orig	BA:	111,399	113,385	115,116	115,721	116,148	114,561	114,632	115,433	116,949	116,970	118,022
Pres	OP:	8,213	9,104									
	OT:	107,416	108,280	109,729	110,563	110,956	109,382	109,370	110,148	111,654	111,704	112,719
Reest -	BA:	0	-346	136	5	-67	-145	-146	-157	-153	-154	-152
Mar15	OP:	0	0									
	OT:	0	-51	-10	-1	-52	-123	-139	-150	-147	-147	-144
Reest -	BA:	-4,922	-6,321	-8,016	-8,885	-9,072	-6,856	-5,702	-5,309	-5,272	-3,423	-1,988
Orig	OP:	-960	-1,629									
	OT:	-1,439	-1,469	-3,416	-4,439	-4,637	-2,490	-1,329	-956	-961	802	2,208

Sorted by FUNC, SFUN, TID, SUB
 (amounts in millions)

		2015	2016	2017	2018	2019	2020	2021	2022	2023	2024	2025
INCOME SECURITY (600)												
Other income security (609)												
Department of Labor												
Employment and Training Administration												
Paid Leave Partnership Initiative												
016 0189 0 1 609 EA01 58 78 10												
Proposed Legislation												
Pres 16	BA:	0	2,213	0	0	0	0	0	0	0	0	0
Reest	OP:	0	0									
	OT:	0	55	550	550	550	50	0	0	0	0	0
Mar 15	BA:	0	0	0	0	0	0	0	0	0	0	0
Base	OP:	0	0									
	OT:	0	0	0	0	0	0	0	0	0	0	0
Orig	BA:	0	2,213	0	0	0	0	0	0	0	0	0
Pres	OP:	0	0									
	OT:	0	221	664	664	664	0	0	0	0	0	0
Reest -	BA:	0	2,213	0	0	0	0	0	0	0	0	0
Mar15	OP:	0	0									
	OT:	0	55	550	550	550	50	0	0	0	0	0
Reest -	BA:	0	0	0	0	0	0	0	0	0	0	0
Orig	OP:	0	0									
	OT:	0	-166	-114	-114	-114	50	0	0	0	0	0



Sorted by FUNC, SFUN, TID, SUB
 (amounts in millions)

		2015	2016	2017	2018	2019	2020	2021	2022	2023	2024	2025
INCOME SECURITY (600)												
Department of the Treasury												
Internal Revenue Service												
Payment where earned income credit exceeds liability for tax												
020 0906 0 1 609 BA01 58 78 10 N JCT												
Federal Fund												
Pres 16	BA:	61,196	63,255	63,493	64,565	62,926	63,995	64,824	65,935	67,026	68,182	69,371
Reest	OP:	0	0									
	OT:	61,196	63,255	63,493	64,565	62,926	63,995	64,824	65,935	67,026	68,182	69,371
Mar 15	BA:	61,196	63,255	63,493	64,565	62,926	63,995	64,824	65,935	67,026	68,182	69,371
Base	OP:	0	0									
	OT:	61,196	63,255	63,493	64,565	62,926	63,995	64,824	65,935	67,026	68,182	69,371
Orig	BA:	60,105	60,124	61,875	62,450	61,171	62,950	64,553	65,791	66,681	69,263	70,742
Pres	OP:	0	0									
	OT:	60,105	60,124	61,875	62,450	61,171	62,950	64,553	65,791	66,681	69,263	70,742
Reest -	BA:	0	0	0	0	0	0	0	0	0	0	0
Mar15	OP:	0	0									
	OT:	0	0	0	0	0	0	0	0	0	0	0
Reest -	BA:	1,091	3,131	1,618	2,115	1,755	1,045	271	144	345	-1,081	-1,371
Orig	OP:	0	0									
	OT:	1,091	3,131	1,618	2,115	1,755	1,045	271	144	345	-1,081	-1,371



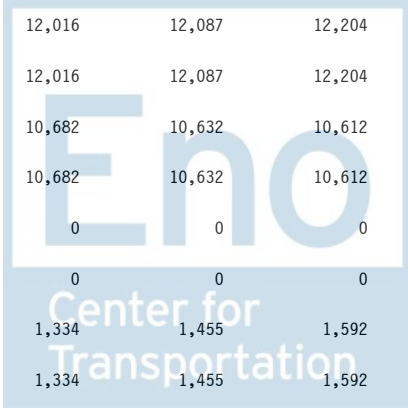
Sorted by FUNC, SFUN, TID, SUB
 (amounts in millions)

		2015	2016	2017	2018	2019	2020	2021	2022	2023	2024	2025
INCOME SECURITY (600)												
020 0906 0 1 609 EA01 58 78 10		JCT										
Proposed Legislation												
Pres 16	BA:	0	31	7,037	7,647	23,767	23,949	24,040	24,243	24,467	24,745	24,946
Reest	OP:	0	0									
	OT:	0	31	7,037	7,647	23,767	23,949	24,040	24,243	24,467	24,745	24,946
Mar 15	BA:	0	0	0	0	0	0	0	0	0	0	0
Base	OP:	0	0									
	OT:	0	0	0	0	0	0	0	0	0	0	0
Orig	BA:	0	278	6,005	6,043	6,077	6,200	6,327	6,424	6,515	6,614	6,742
Pres	OP:	0	0									
	OT:	0	278	6,005	6,043	6,077	6,200	6,327	6,424	6,515	6,614	6,742
Reest -	BA:	0	31	7,037	7,647	23,767	23,949	24,040	24,243	24,467	24,745	24,946
Mar15	OP:	0	0									
	OT:	0	31	7,037	7,647	23,767	23,949	24,040	24,243	24,467	24,745	24,946
Reest -	BA:	0	-247	1,032	1,604	17,690	17,749	17,713	17,819	17,952	18,131	18,204
Orig	OP:	0	0									
	OT:	0	-247	1,032	1,604	17,690	17,749	17,713	17,819	17,952	18,131	18,204
020 0906 0 1 609 EA02 58 78 10		JCT										
Proposed Legislation												
Pres 16	BA:	0	0	0	0	0	0	0	0	0	0	0
Reest	OP:	0	0									
	OT:	0	0	0	0	0	0	0	0	0	0	0
Mar 15	BA:	0	0	0	0	0	0	0	0	0	0	0
Base	OP:	0	0									
	OT:	0	0	0	0	0	0	0	0	0	0	0
Orig	BA:	0	0	0	165	3,303	3,295	3,398	3,473	3,503	3,559	3,644
Pres	OP:	0	0									
	OT:	0	0	0	165	3,303	3,295	3,398	3,473	3,503	3,559	3,644
Reest -	BA:	0	0	0	0	0	0	0	0	0	0	0
Mar15	OP:	0	0									
	OT:	0	0	0	0	0	0	0	0	0	0	0
Reest -	BA:	0	0	0	-165	-3,303	-3,295	-3,398	-3,473	-3,503	-3,559	-3,644
Orig	OP:	0	0									
	OT:	0	0	0	-165	-3,303	-3,295	-3,398	-3,473	-3,503	-3,559	-3,644



Sorted by FUNC, SFUN, TID, SUB
 (amounts in millions)

		2015	2016	2017	2018	2019	2020	2021	2022	2023	2024	2025
INCOME SECURITY (600)												
Account Total for Payment where earned income credit exceeds liability for tax												
Pres 16	BA:	61,196	63,286	70,530	72,212	86,693	87,944	88,864	90,178	91,493	92,927	94,317
Reest	OP:	0	0									
	OT:	61,196	63,286	70,530	72,212	86,693	87,944	88,864	90,178	91,493	92,927	94,317
Mar 15	BA:	61,196	63,255	63,493	64,565	62,926	63,995	64,824	65,935	67,026	68,182	69,371
Base	OP:	0	0									
	OT:	61,196	63,255	63,493	64,565	62,926	63,995	64,824	65,935	67,026	68,182	69,371
Orig	BA:	60,105	60,402	67,880	68,658	70,551	72,445	74,278	75,688	76,699	79,436	81,128
Pres	OP:	0	0									
	OT:	60,105	60,402	67,880	68,658	70,551	72,445	74,278	75,688	76,699	79,436	81,128
Reest -	BA:	0	31	7,037	7,647	23,767	23,949	24,040	24,243	24,467	24,745	24,946
Mar15	OP:	0	0									
	OT:	0	31	7,037	7,647	23,767	23,949	24,040	24,243	24,467	24,745	24,946
Reest -	BA:	1,091	2,884	2,650	3,554	16,142	15,499	14,586	14,490	14,794	13,491	13,189
Orig	OP:	0	0									
	OT:	1,091	2,884	2,650	3,554	16,142	15,499	14,586	14,490	14,794	13,491	13,189
Payment Where Child Tax Credit Exceeds Liability for Tax												
020 0922 0 1 609 BA01 58 78 10 N JCT												
Federal Fund												
Pres 16	BA:	21,538	21,652	21,660	21,824	11,668	11,802	11,920	12,016	12,087	12,204	12,238
Reest	OP:	0	0									
	OT:	21,538	21,652	21,660	21,824	11,668	11,802	11,920	12,016	12,087	12,204	12,238
Mar 15	BA:	21,538	21,652	21,660	21,824	11,668	11,802	11,920	12,016	12,087	12,204	12,238
Base	OP:	0	0									
	OT:	21,538	21,652	21,660	21,824	11,668	11,802	11,920	12,016	12,087	12,204	12,238
Orig	BA:	21,511	21,502	21,508	20,962	10,589	10,520	10,651	10,682	10,632	10,612	10,284
Pres	OP:	0	0									
	OT:	21,511	21,502	21,508	20,962	10,589	10,520	10,651	10,682	10,632	10,612	10,284
Reest -	BA:	0	0	0	0	0	0	0	0	0	0	0
Mar15	OP:	0	0									
	OT:	0	0	0	0	0	0	0	0	0	0	0
Reest -	BA:	27	150	152	862	1,079	1,282	1,269	1,334	1,455	1,592	1,954
Orig	OP:	0	0									
	OT:	27	150	152	862	1,079	1,282	1,269	1,334	1,455	1,592	1,954




Sorted by FUNC, SFUN, TID, SUB
 (amounts in millions)

		2015	2016	2017	2018	2019	2020	2021	2022	2023	2024	2025
INCOME SECURITY (600)												
020 0922 0 1 609 EA01 58 78 10		JCT										
Proposed Legislation												
Pres 16	BA:	0	0	0	0	0	0	0	0	0	0	0
Reest	OP:	0	0	0	0	0	0	0	0	0	0	0
	OT:	0	0	0	0	0	0	0	0	0	0	0
Mar 15	BA:	0	0	0	0	0	0	0	0	0	0	0
Base	OP:	0	0	0	0	0	0	0	0	0	0	0
	OT:	0	0	0	0	0	0	0	0	0	0	0
Orig	BA:	0	932	1,828	1,938	2,016	2,056	2,112	2,173	2,221	2,214	2,261
Pres	OP:	0	0	0	0	0	0	0	0	0	0	0
	OT:	0	932	1,828	1,938	2,016	2,056	2,112	2,173	2,221	2,214	2,261
Reest -	BA:	0	0	0	0	0	0	0	0	0	0	0
Mar15	OP:	0	0	0	0	0	0	0	0	0	0	0
	OT:	0	0	0	0	0	0	0	0	0	0	0
Reest -	BA:	0	-932	-1,828	-1,938	-2,016	-2,056	-2,112	-2,173	-2,221	-2,214	-2,261
Orig	OP:	0	0	0	0	0	0	0	0	0	0	0
	OT:	0	-932	-1,828	-1,938	-2,016	-2,056	-2,112	-2,173	-2,221	-2,214	-2,261
020 0922 0 1 609 EA02 58 78 10		JCT										
Proposed Legislation												
Pres 16	BA:	0	0	0	0	0	0	0	0	0	0	0
Reest	OP:	0	0	0	0	0	0	0	0	0	0	0
	OT:	0	0	0	0	0	0	0	0	0	0	0
Mar 15	BA:	0	0	0	0	0	0	0	0	0	0	0
Base	OP:	0	0	0	0	0	0	0	0	0	0	0
	OT:	0	0	0	0	0	0	0	0	0	0	0
Orig	BA:	0	0	0	546	10,919	10,985	11,099	11,123	11,085	11,267	11,296
Pres	OP:	0	0	0	0	0	0	0	0	0	0	0
	OT:	0	0	0	546	10,919	10,985	11,099	11,123	11,085	11,267	11,296
Reest -	BA:	0	0	0	0	0	0	0	0	0	0	0
Mar15	OP:	0	0	0	0	0	0	0	0	0	0	0
	OT:	0	0	0	0	0	0	0	0	0	0	0
Reest -	BA:	0	0	0	-546	-10,919	-10,985	-11,099	-11,123	-11,085	-11,267	-11,296
Orig	OP:	0	0	0	0	0	0	0	0	0	0	0
	OT:	0	0	0	-546	-10,919	-10,985	-11,099	-11,123	-11,085	-11,267	-11,296



Sorted by FUNC, SFUN, TID, SUB
 (amounts in millions)

		2015	2016	2017	2018	2019	2020	2021	2022	2023	2024	2025
INCOME SECURITY (600)												
Account Total for Payment Where Child Tax Credit Exceeds Liability for Tax												
Pres 16	BA:	21,538	21,652	21,660	21,824	11,668	11,802	11,920	12,016	12,087	12,204	12,238
Reest	OP:	0	0									
	OT:	21,538	21,652	21,660	21,824	11,668	11,802	11,920	12,016	12,087	12,204	12,238
Mar 15	BA:	21,538	21,652	21,660	21,824	11,668	11,802	11,920	12,016	12,087	12,204	12,238
Base	OP:	0	0									
	OT:	21,538	21,652	21,660	21,824	11,668	11,802	11,920	12,016	12,087	12,204	12,238
Orig	BA:	21,511	22,434	23,336	23,446	23,524	23,561	23,862	23,978	23,938	24,093	23,841
Pres	OP:	0	0									
	OT:	21,511	22,434	23,336	23,446	23,524	23,561	23,862	23,978	23,938	24,093	23,841
Reest -	BA:	0	0	0	0	0	0	0	0	0	0	0
Mar15	OP:	0	0									
	OT:	0	0	0	0	0	0	0	0	0	0	0
Reest -	BA:	27	-782	-1,676	-1,622	-11,856	-11,759	-11,942	-11,962	-11,851	-11,889	-11,603
Orig	OP:	0	0									
	OT:	27	-782	-1,676	-1,622	-11,856	-11,759	-11,942	-11,962	-11,851	-11,889	-11,603
Payment where alternative minimum tax credit exceeds liability f												
020 0929 0 1 609 BA01 58 78 10 JCT												
Federal Fund												
Pres 16	BA:	0	0	0	0	0	0	0	0	0	0	0
Reest	OP:	0	0									
	OT:	0	0	0	0	0	0	0	0	0	0	0
Mar 15	BA:	0	0	0	0	0	0	0	0	0	0	0
Base	OP:	0	0									
	OT:	0	0	0	0	0	0	0	0	0	0	0
Orig	BA:	45	20	5	0	0	0	0	0	0	0	0
Pres	OP:	0	0									
	OT:	45	20	5	0	0	0	0	0	0	0	0
Reest -	BA:	0	0	0	0	0	0	0	0	0	0	0
Mar15	OP:	0	0									
	OT:	0	0	0	0	0	0	0	0	0	0	0
Reest -	BA:	-45	-20	-5	0	0	0	0	0	0	0	0
Orig	OP:	0	0									
	OT:	-45	-20	-5	0	0	0	0	0	0	0	0



Sorted by FUNC, SFUN, TID, SUB
 (amounts in millions)

		2015	2016	2017	2018	2019	2020	2021	2022	2023	2024	2025
INCOME SECURITY (600)												
Payment Where Adoption Credit Exceeds Liability for Tax												
020 0950 0 1 609 BA01 58 78 10 JCT												
Federal Fund												
Pres 16	BA:	0	0	0	0	0	0	0	0	0	0	0
Reest	OP:	0	0									
	OT:	0	0	0	0	0	0	0	0	0	0	0
Mar 15	BA:	0	0	0	0	0	0	0	0	0	0	0
Base	OP:	0	0									
	OT:	0	0	0	0	0	0	0	0	0	0	0
Orig	BA:	29	0	0	0	0	0	0	0	0	0	0
Pres	OP:	0	0									
	OT:	29	0	0	0	0	0	0	0	0	0	0
Reest -	BA:	0	0	0	0	0	0	0	0	0	0	0
Mar15	OP:	0	0									
	OT:	0	0	0	0	0	0	0	0	0	0	0
Reest -	BA:	-29	0	0	0	0	0	0	0	0	0	0
Orig	OP:	0	0									
	OT:	-29	0	0	0	0	0	0	0	0	0	0



Sorted by FUNC, SFUN, TID, SUB
 (amounts in millions)

		2015	2016	2017	2018	2019	2020	2021	2022	2023	2024	2025
INCOME SECURITY (600)												
Social Security Administration												
Social Security Administration												
Office of Inspector General												
028 0400 0 1 609 AA01 LA LA 03 0												
Appropriation												
SSI Inspector General												
Pres 16	BA:	29	30	31	31	32	32	32	33	34	34	35
Reest	OP:	4	4									
	OT:	29	30	31	31	32	32	32	33	34	34	35
Mar 15	BA:	29	30	31	32	34	35	36	38	39	41	42
Base	OP:	4	4									
	OT:	29	30	31	32	34	35	36	38	39	41	42
Orig	BA:	29	30	31	31	32	32	32	33	34	34	35
Pres	OP:	3	3									
	OT:	29	30	31	31	32	32	32	33	34	34	35
Reest -	BA:	0	0	0	-1	-2	-3	-4	-5	-5	-7	-7
Mar15	OP:	0	0									
	OT:	0	0	0	-1	-2	-3	-4	-5	-5	-7	-7
Reest -	BA:	0	0	0	0	0	0	0	0	0	0	0
Orig	OP:	1	1									
	OT:	0	0	0	0	0	0	0	0	0	0	0



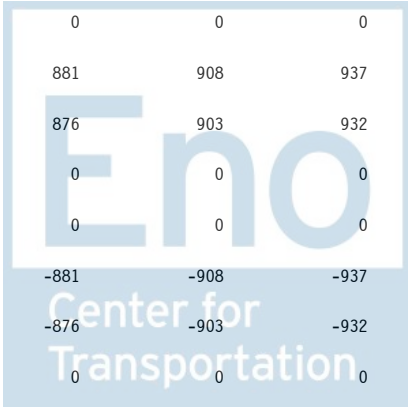
Sorted by FUNC, SFUN, TID, SUB
 (amounts in millions)

		2015	2016	2017	2018	2019	2020	2021	2022	2023	2024	2025
INCOME SECURITY (600)												
Supplemental security income program												
028 0406 0 1 609 AA01 LA LA 03 0 LAE												
Appropriation												
SSI Limitation on Administrative Expenses												
Pres 16	BA:	3,614	3,827	3,904	3,982	4,021	4,062	4,143	4,226	4,310	4,396	4,484
Reest	OP:	638	514									
	OT:	3,818	3,882	3,882	3,968	4,012	4,055	4,131	4,211	4,295	4,381	4,468
Mar 15	BA:	3,614	3,712	3,822	3,945	4,073	4,204	4,338	4,476	4,617	4,761	4,910
Base	OP:	638	514									
	OT:	3,818	3,781	3,803	3,924	4,050	4,181	4,314	4,451	4,592	4,735	4,883
Orig	BA:	3,690	3,924	3,949	4,028	4,067	4,109	4,191	4,275	4,360	4,447	4,536
Pres	OP:	607	619									
	OT:	3,737	3,969	3,952	4,016	4,062	4,102	4,179	4,263	4,348	4,434	4,523
Reest -	BA:	0	115	82	37	-52	-142	-195	-250	-307	-365	-426
Mar15	OP:	0	0									
	OT:	0	101	79	44	-38	-126	-183	-240	-297	-354	-415
Reest -	BA:	-76	-97	-45	-46	-46	-47	-48	-49	-50	-51	-52
Orig	OP:	31	-105									
	OT:	81	-87	-70	-48	-50	-47	-48	-52	-53	-53	-55




Sorted by FUNC, SFUN, TID, SUB
 (amounts in millions)

		2015	2016	2017	2018	2019	2020	2021	2022	2023	2024	2025
INCOME SECURITY (600)												
028 0406 0 1 609 AA02 LA LA 10 N												
Appropriation												
SSI Benefits												
Pres 16	BA:	54,730	59,730	56,810	53,790	60,150	61,960	63,770	70,850	67,840	64,400	72,000
Reest	OP:	0	0									
	OT:	54,730	59,730	56,810	53,790	60,150	61,960	63,770	70,850	67,840	64,400	72,000
Mar 15	BA:	54,730	59,730	56,810	53,790	60,150	61,960	63,770	70,850	67,840	64,400	72,000
Base	OP:	0	0									
	OT:	54,730	59,730	56,810	53,790	60,150	61,960	63,770	70,850	67,840	64,400	72,000
Orig	BA:	36,578	41,699	44,958	41,701	42,841	44,431	45,873	52,999	55,143	50,793	52,146
Pres	OP:	1,734	16									
	OT:	35,753	41,715	44,958	41,700	42,841	44,431	45,873	52,999	55,143	50,793	52,146
Reest -	BA:	0	0	0	0	0	0	0	0	0	0	0
Mar15	OP:	0	0									
	OT:	0	0	0	0	0	0	0	0	0	0	0
Reest -	BA:	18,152	18,031	11,852	12,089	17,309	17,529	17,897	17,851	12,697	13,607	19,854
Orig	OP:	-1,734	-16									
	OT:	18,977	18,015	11,852	12,090	17,309	17,529	17,897	17,851	12,697	13,607	19,854
028 0406 0 1 609 AA04 LA LA 03 0 PRGINT LAE												
Appropriation												
SSI disc excess												
Pres 16	BA:	711	695	0	0	0	0	0	0	0	0	0
Reest	OP:	0	43									
	OT:	626	655	84	42	0	0	0	0	0	0	0
Mar 15	BA:	711	730	752	776	801	827	853	881	908	937	966
Base	OP:	0	43									
	OT:	626	685	748	772	797	822	848	876	903	932	961
Orig	BA:	711	695	0	0	0	0	0	0	0	0	0
Pres	OP:	0	0									
	OT:	711	695	0	0	0	0	0	0	0	0	0
Reest -	BA:	0	-35	-752	-776	-801	-827	-853	-881	-908	-937	-966
Mar15	OP:	0	0									
	OT:	0	-30	-664	-730	-797	-822	-848	-876	-903	-932	-961
Reest -	BA:	0	0	0	0	0	0	0	0	0	0	0
Orig	OP:	0	43									
	OT:	-85	-40	84	42	0	0	0	0	0	0	0



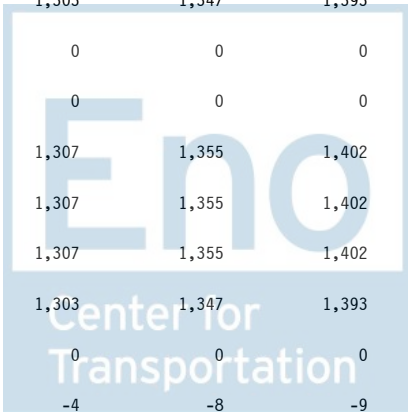
Sorted by FUNC, SFUN, TID, SUB
 (amounts in millions)

		2015	2016	2017	2018	2019	2020	2021	2022	2023	2024	2025
INCOME SECURITY (600)												
028 0406 0 1 609 AA07 LA LA 03 0 LAE												
Appropriation												
Program Integrity Base												
Pres 16	BA:	254	243	0	0	0	0	0	0	0	0	0
Reest	OP:	0	15									
	OT:	224	229	30	15	0	0	0	0	0	0	0
Mar 15	BA:	254	261	269	277	286	295	305	315	325	335	345
Base	OP:	0	15									
	OT:	224	245	268	276	284	293	303	313	323	333	343
Orig	BA:	254	243	0	0	0	0	0	0	0	0	0
Pres	OP:	0	0									
	OT:	254	243	0	0	0	0	0	0	0	0	0
Reest -	BA:	0	-18	-269	-277	-286	-295	-305	-315	-325	-335	-345
Mar15	OP:	0	0									
	OT:	0	-16	-238	-261	-284	-293	-303	-313	-323	-333	-343
Reest -	BA:	0	0	0	0	0	0	0	0	0	0	0
Orig	OP:	0	15									
	OT:	-30	-14	30	15	0	0	0	0	0	0	0
028 0406 0 1 609 AD01 LA LA 10												
Advance Appropriation												
Pres 16	BA:	0	0	0	0	0	0	0	0	0	0	0
Reest	OP:	0	0									
	OT:	0	0	0	0	0	0	0	0	0	0	0
Mar 15	BA:	0	0	0	0	0	0	0	0	0	0	0
Base	OP:	0	0									
	OT:	0	0	0	0	0	0	0	0	0	0	0
Orig	BA:	19,700	19,200	14,500	15,400	20,700	21,300	21,900	22,000	17,100	18,200	24,500
Pres	OP:	0	0									
	OT:	19,700	19,200	14,500	15,400	20,700	21,300	21,900	22,000	17,100	18,200	24,500
Reest -	BA:	0	0	0	0	0	0	0	0	0	0	0
Mar15	OP:	0	0									
	OT:	0	0	0	0	0	0	0	0	0	0	0
Reest -	BA:	-19,700	-19,200	-14,500	-15,400	-20,700	-21,300	-21,900	-22,000	-17,100	-18,200	-24,500
Orig	OP:	0	0									
	OT:	-19,700	-19,200	-14,500	-15,400	-20,700	-21,300	-21,900	-22,000	-17,100	-18,200	-24,500




Sorted by FUNC, SFUN, TID, SUB
 (amounts in millions)

		2015	2016	2017	2018	2019	2020	2021	2022	2023	2024	2025
INCOME SECURITY (600)												
028 0406 0 1 609 BA01 58 78 10												
Federal Fund												
Pres 16	BA:	0	0	0	0	0	0	0	0	0	0	0
Reest	OP:	0	0									
	OT:	0	0	0	0	0	0	0	0	0	0	0
Mar 15	BA:	0	0	0	0	0	0	0	0	0	0	0
Base	OP:	0	0									
	OT:	0	0	0	0	0	0	0	0	0	0	0
Orig	BA:	0	0	0	0	0	0	0	0	0	0	0
Pres	OP:	219	223									
	OT:	-4	220	0	-236	-7	-7	-8	252	2	-279	0
Reest -	BA:	0	0	0	0	0	0	0	0	0	0	0
Mar15	OP:	0	0									
	OT:	0	0	0	0	0	0	0	0	0	0	0
Reest -	BA:	0	0	0	0	0	0	0	0	0	0	0
Orig	OP:	-219	-223									
	OT:	4	-220	0	236	7	7	8	-252	-2	279	0
028 0406 0 1 609 EA01 58 78 10												
Proposed Legislation												
Program Integrity Admin Expenses												
Pres 16	BA:	0	0	1,355	1,429	1,367	1,282	1,265	1,307	1,355	1,402	1,448
Reest	OP:	0	0									
	OT:	0	0	1,192	1,339	1,370	1,296	1,272	1,303	1,347	1,393	1,440
Mar 15	BA:	0	0	0	0	0	0	0	0	0	0	0
Base	OP:	0	0									
	OT:	0	0	0	0	0	0	0	0	0	0	0
Orig	BA:	0	0	1,355	1,429	1,367	1,282	1,265	1,307	1,355	1,402	1,448
Pres	OP:	0	0									
	OT:	0	0	1,355	1,429	1,367	1,282	1,265	1,307	1,355	1,402	1,448
Reest -	BA:	0	0	1,355	1,429	1,367	1,282	1,265	1,307	1,355	1,402	1,448
Mar15	OP:	0	0									
	OT:	0	0	1,192	1,339	1,370	1,296	1,272	1,303	1,347	1,393	1,440
Reest -	BA:	0	0	0	0	0	0	0	0	0	0	0
Orig	OP:	0	0									
	OT:	0	0	-163	-90	3	14	7	-4	-8	-9	-8




Sorted by FUNC, SFUN, TID, SUB
 (amounts in millions)

		2015	2016	2017	2018	2019	2020	2021	2022	2023	2024	2025
INCOME SECURITY (600)												
028 0406 0 1 609 EA02 58 78 10												
Proposed Legislation												
UI/DI Concurrent Receipt												
Pres 16	BA:	0	0	1	6	6	6	6	7	7	7	7
Reest	OP:	0	0									
	OT:	0	0	1	6	6	6	6	7	7	7	7
Mar 15	BA:	0	0	0	0	0	0	0	0	0	0	0
Base	OP:	0	0									
	OT:	0	0	0	0	0	0	0	0	0	0	0
Orig	BA:	0	0	2	8	10	11	11	11	12	12	13
Pres	OP:	0	0									
	OT:	0	0	2	8	10	11	11	11	12	12	13
Reest -	BA:	0	0	1	6	6	6	6	7	7	7	7
Mar15	OP:	0	0									
	OT:	0	0	1	6	6	6	6	7	7	7	7
Reest -	BA:	0	0	-1	-2	-4	-5	-5	-4	-5	-5	-6
Orig	OP:	0	0									
	OT:	0	0	-1	-2	-4	-5	-5	-4	-5	-5	-6
028 0406 0 1 609 EA03 58 78 10												
Proposed Legislation												
Extend SSI time limits for qualified refugees												
Pres 16	BA:	0	51	49	0	0	0	0	0	0	0	0
Reest	OP:	0	0									
	OT:	0	51	49	0	0	0	0	0	0	0	0
Mar 15	BA:	0	0	0	0	0	0	0	0	0	0	0
Base	OP:	0	0									
	OT:	0	0	0	0	0	0	0	0	0	0	0
Orig	BA:	0	42	47	0	0	0	0	0	0	0	0
Pres	OP:	0	0									
	OT:	0	42	47	0	0	0	0	0	0	0	0
Reest -	BA:	0	51	49	0	0	0	0	0	0	0	0
Mar15	OP:	0	0									
	OT:	0	51	49	0	0	0	0	0	0	0	0
Reest -	BA:	0	9	2	0	0	0	0	0	0	0	0
Orig	OP:	0	0									
	OT:	0	9	2	0	0	0	0	0	0	0	0




Sorted by FUNC, SFUN, TID, SUB
 (amounts in millions)

		2015	2016	2017	2018	2019	2020	2021	2022	2023	2024	2025
INCOME SECURITY (600)												
028 0406 0 1 609 EA04 58 78 10												
Proposed Legislation												
Pres 16	BA:	0	0	0	0	0	0	0	0	0	0	0
Reest	OP:	0	0									
	OT:	0	0	0	0	0	0	0	0	0	0	0
Mar 15	BA:	0	0	0	0	0	0	0	0	0	0	0
Base	OP:	0	0									
	OT:	0	0	0	0	0	0	0	0	0	0	0
Orig	BA:	0	0	0	-1	-4	-9	-16	-26	-31	-33	-40
Pres	OP:	0	0									
	OT:	0	0	0	-1	-4	-9	-16	-26	-31	-33	-40
Reest -	BA:	0	0	0	0	0	0	0	0	0	0	0
Mar15	OP:	0	0									
	OT:	0	0	0	0	0	0	0	0	0	0	0
Reest -	BA:	0	0	0	1	4	9	16	26	31	33	40
Orig	OP:	0	0									
	OT:	0	0	0	1	4	9	16	26	31	33	40
028 0406 0 1 609 EA05 58 78 10												
Proposed Legislation												
Pres 16	BA:	0	0	0	0	0	0	0	0	0	0	0
Reest	OP:	0	0									
	OT:	0	0	0	0	0	0	0	0	0	0	0
Mar 15	BA:	0	0	0	0	0	0	0	0	0	0	0
Base	OP:	0	0									
	OT:	0	0	0	0	0	0	0	0	0	0	0
Orig	BA:	0	0	0	0	0	-1	-21	-64	-75	-50	-42
Pres	OP:	0	0									
	OT:	0	0	0	0	0	-1	-21	-64	-75	-50	-42
Reest -	BA:	0	0	0	0	0	0	0	0	0	0	0
Mar15	OP:	0	0									
	OT:	0	0	0	0	0	0	0	0	0	0	0
Reest -	BA:	0	0	0	0	0	1	21	64	75	50	42
Orig	OP:	0	0									
	OT:	0	0	0	0	0	1	21	64	75	50	42



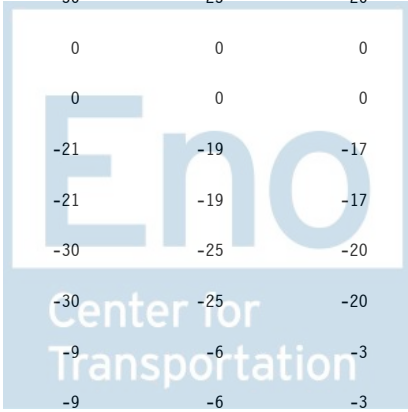
Sorted by FUNC, SFUN, TID, SUB
 (amounts in millions)

		2015	2016	2017	2018	2019	2020	2021	2022	2023	2024	2025
INCOME SECURITY (600)												
028 0406 0 1 609 EA06 58 78 10												
Proposed Legislation												
Effects in SSI of Child Support proposals												
Pres 16	BA:	0	0	0	-3	-3	-5	-7	-8	-8	-8	-8
Reest	OP:	0	0									
	OT:	0	0	0	-3	-3	-5	-7	-8	-8	-8	-8
Mar 15	BA:	0	0	0	0	0	0	0	0	0	0	0
Base	OP:	0	0									
	OT:	0	0	0	0	0	0	0	0	0	0	0
Orig	BA:	0	0	0	-3	-3	-5	-7	-8	-8	-8	-8
Pres	OP:	0	0									
	OT:	0	0	0	-3	-3	-5	-7	-8	-8	-8	-8
Reest -	BA:	0	0	0	-3	-3	-5	-7	-8	-8	-8	-8
Mar15	OP:	0	0									
	OT:	0	0	0	-3	-3	-5	-7	-8	-8	-8	-8
Reest -	BA:	0	0	0	0	0	0	0	0	0	0	0
Orig	OP:	0	0									
	OT:	0	0	0	0	0	0	0	0	0	0	0
028 0406 0 1 609 EA07 58 78 10												
Proposed Legislation												
Early intervention demos												
Pres 16	BA:	0	0	350	0	0	0	0	0	0	0	0
Reest	OP:	0	0									
	OT:	0	0	35	70	123	88	26	9	0	0	0
Mar 15	BA:	0	0	0	0	0	0	0	0	0	0	0
Base	OP:	0	0									
	OT:	0	0	0	0	0	0	0	0	0	0	0
Orig	BA:	0	0	350	0	0	0	0	0	0	0	0
Pres	OP:	0	0									
	OT:	0	0	70	105	115	60	0	0	0	0	0
Reest -	BA:	0	0	350	0	0	0	0	0	0	0	0
Mar15	OP:	0	0									
	OT:	0	0	35	70	123	88	26	9	0	0	0
Reest -	BA:	0	0	0	0	0	0	0	0	0	0	0
Orig	OP:	0	0									
	OT:	0	0	-35	-35	8	28	26	9	0	0	0



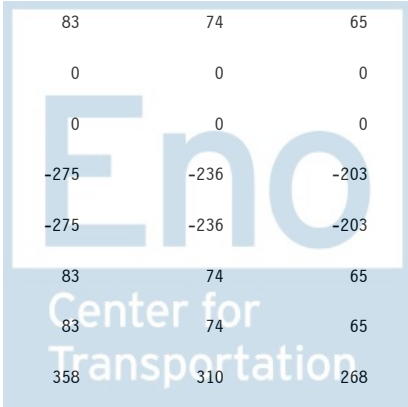
Sorted by FUNC, SFUN, TID, SUB
 (amounts in millions)

		2015	2016	2017	2018	2019	2020	2021	2022	2023	2024	2025
INCOME SECURITY (600)												
028 0406 0 1 609 EA08 58 78 10												
Proposed Legislation												
Pres 16	BA:	0	0	0	0	0	0	0	0	0	0	0
Reest	OP:	0	0									
	OT:	0	0	0	0	0	0	0	0	0	0	0
Mar 15	BA:	0	0	0	0	0	0	0	0	0	0	0
Base	OP:	0	0									
	OT:	0	0	0	0	0	0	0	0	0	0	0
Orig	BA:	0	0	3	3	3	3	2	2	1	1	1
Pres	OP:	0	0									
	OT:	0	0	3	3	3	3	2	2	1	1	1
Reest -	BA:	0	0	0	0	0	0	0	0	0	0	0
Mar15	OP:	0	0									
	OT:	0	0	0	0	0	0	0	0	0	0	0
Reest -	BA:	0	0	-3	-3	-3	-3	-2	-2	-1	-1	-1
Orig	OP:	0	0									
	OT:	0	0	-3	-3	-3	-3	-2	-2	-1	-1	-1
028 0406 0 1 609 EA09 58 78 10												
Proposed Legislation												
Use commercial databases to verify wages												
Pres 16	BA:	0	0	0	0	-45	-40	-35	-30	-25	-20	-15
Reest	OP:	0	0									
	OT:	0	0	0	0	-45	-40	-35	-30	-25	-20	-15
Mar 15	BA:	0	0	0	0	0	0	0	0	0	0	0
Base	OP:	0	0									
	OT:	0	0	0	0	0	0	0	0	0	0	0
Orig	BA:	0	0	0	0	-71	-36	-24	-21	-19	-17	-18
Pres	OP:	0	0									
	OT:	0	0	0	0	-71	-36	-24	-21	-19	-17	-18
Reest -	BA:	0	0	0	0	-45	-40	-35	-30	-25	-20	-15
Mar15	OP:	0	0									
	OT:	0	0	0	0	-45	-40	-35	-30	-25	-20	-15
Reest -	BA:	0	0	0	0	26	-4	-11	-9	-6	-3	3
Orig	OP:	0	0									
	OT:	0	0	0	0	26	-4	-11	-9	-6	-3	3



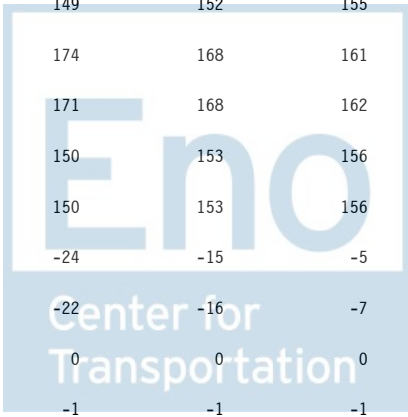
Sorted by FUNC, SFUN, TID, SUB
 (amounts in millions)

		2015	2016	2017	2018	2019	2020	2021	2022	2023	2024	2025
INCOME SECURITY (600)												
028 0406 0 1 609 EE01 XX XX 10												
Non-scoreable secondary effect												
Program integrity, 2017-2025 cohorts												
Pres 16	BA:	0	0	-10	-84	-136	-113	-16	133	287	408	577
Reest	OP:	0	0									
	OT:	0	0	-10	-84	-136	-113	-16	133	287	408	577
Mar 15	BA:	0	0	0	0	0	0	0	0	0	0	0
Base	OP:	0	0									
	OT:	0	0	0	0	0	0	0	0	0	0	0
Orig	BA:	0	0	-151	-1,513	-2,366	-2,810	-3,164	-3,750	-3,795	-3,744	-4,274
Pres	OP:	0	0									
	OT:	0	0	-151	-1,513	-2,366	-2,810	-3,164	-3,750	-3,795	-3,744	-4,274
Reest -	BA:	0	0	-10	-84	-136	-113	-16	133	287	408	577
Mar15	OP:	0	0									
	OT:	0	0	-10	-84	-136	-113	-16	133	287	408	577
Reest -	BA:	0	0	141	1,429	2,230	2,697	3,148	3,883	4,082	4,152	4,851
Orig	OP:	0	0									
	OT:	0	0	141	1,429	2,230	2,697	3,148	3,883	4,082	4,152	4,851
028 0406 0 1 609 EE02 XX XX 10												
Non-scoreable secondary effect												
Program integrity, 2016 cohort												
Pres 16	BA:	0	8	66	82	86	82	79	83	74	65	68
Reest	OP:	0	0									
	OT:	0	8	66	82	86	82	79	83	74	65	68
Mar 15	BA:	0	0	0	0	0	0	0	0	0	0	0
Base	OP:	0	0									
	OT:	0	0	0	0	0	0	0	0	0	0	0
Orig	BA:	0	-140	-1,371	-590	-359	-311	-274	-275	-236	-203	-203
Pres	OP:	0	0									
	OT:	0	-140	-1,371	-590	-359	-311	-274	-275	-236	-203	-203
Reest -	BA:	0	8	66	82	86	82	79	83	74	65	68
Mar15	OP:	0	0									
	OT:	0	8	66	82	86	82	79	83	74	65	68
Reest -	BA:	0	148	1,437	672	445	393	353	358	310	268	271
Orig	OP:	0	0									
	OT:	0	148	1,437	672	445	393	353	358	310	268	271



Sorted by FUNC, SFUN, TID, SUB
 (amounts in millions)

		2015	2016	2017	2018	2019	2020	2021	2022	2023	2024	2025
INCOME SECURITY (600)												
Account Total for Supplemental security income program												
Pres 16	BA:	59,309	64,554	62,525	59,202	65,446	67,234	69,205	76,568	73,840	70,650	78,561
Reest	OP:	638	572									
	OT:	59,398	64,555	62,139	59,225	65,563	67,329	69,226	76,558	73,817	70,626	78,537
Mar 15	BA:	59,309	64,433	61,653	58,788	65,310	67,286	69,266	76,522	73,690	70,433	78,221
Base	OP:	638	572									
	OT:	59,398	64,441	61,629	58,762	65,281	67,256	69,235	76,490	73,658	70,400	78,187
Orig	BA:	60,933	65,663	63,642	60,462	66,185	67,964	69,736	76,450	73,807	70,800	78,059
Pres	OP:	2,560	858									
	OT:	60,151	65,944	63,365	60,318	66,288	68,010	69,716	76,690	73,797	70,508	78,046
Reest -	BA:	0	121	872	414	136	-52	-61	46	150	217	340
Mar15	OP:	0	0									
	OT:	0	114	510	463	282	73	-9	68	159	226	350
Reest -	BA:	-1,624	-1,109	-1,117	-1,260	-739	-730	-531	118	33	-150	502
Orig	OP:	-1,922	-286									
	OT:	-753	-1,389	-1,226	-1,093	-725	-681	-490	-132	20	118	491
State supplemental fees												
028 5419 0 2 609 AA01 LA LA 03 A LAE												
Appropriation												
Discretionary Spending of State Supplemental Fees												
Pres 16	BA:	124	136	131	123	141	144	147	150	153	156	159
Reest	OP:	17	15									
	OT:	126	135	131	124	139	143	146	149	152	155	158
Mar 15	BA:	124	135	129	123	141	147	154	174	168	161	183
Base	OP:	17	15									
	OT:	126	134	129	124	139	145	153	171	168	162	181
Orig	BA:	124	136	139	141	143	144	147	150	153	156	159
Pres	OP:	0	0									
	OT:	124	136	139	141	143	144	147	150	153	156	159
Reest -	BA:	0	1	2	0	0	-3	-7	-24	-15	-5	-24
Mar15	OP:	0	0									
	OT:	0	1	2	0	0	-2	-7	-22	-16	-7	-23
Reest -	BA:	0	0	-8	-18	-2	0	0	0	0	0	0
Orig	OP:	17	15									
	OT:	2	-1	-8	-17	-4	-1	-1	-1	-1	-1	-1



Sorted by FUNC, SFUN, TID, SUB
 (amounts in millions)

		2015	2016	2017	2018	2019	2020	2021	2022	2023	2024	2025
INCOME SECURITY (600)												
State supplemental fees, SSI												
028 9990 8 1 609 CB01 XX XX 20 N												
Offsetting Receipts												
SSI State Fees - Mandatory Component (1st \$5)												
Pres 16	BA:	-94	-102	-94	-87	-95	-95	-96	-104	-97	-89	-98
Reest	OP:	0	0									
	OT:	-94	-102	-94	-87	-95	-95	-96	-104	-97	-89	-98
Mar 15	BA:	-94	-102	-94	-87	-95	-95	-96	-104	-97	-89	-98
Base	OP:	0	0									
	OT:	-94	-102	-94	-87	-95	-95	-96	-104	-97	-89	-98
Orig	BA:	-94	-102	-94	-86	-94	-95	-95	-103	-95	-88	-106
Pres	OP:	0	0									
	OT:	-94	-102	-94	-86	-94	-95	-95	-103	-95	-88	-106
Reest -	BA:	0	0	0	0	0	0	0	0	0	0	0
Mar15	OP:	0	0									
	OT:	0	0	0	0	0	0	0	0	0	0	0
Reest -	BA:	0	0	0	-1	-1	0	-1	-1	-2	-1	8
Orig	OP:	0	0									
	OT:	0	0	0	-1	-1	0	-1	-1	-2	-1	8



Sorted by FUNC, SFUN, TID, SUB
 (amounts in millions)

		2015	2016	2017	2018	2019	2020	2021	2022	2023	2024	2025
INCOME SECURITY (600)												
028 9990 8 1 609 CB02 LA LA 03 A												
Offsetting Receipts												
State Supplemental Fees - Discretionary Portion (XS of \$5)												
Pres 16	BA:	-123	-135	-129	-123	-141	-147	-154	-174	-168	-161	-183
Reest	OP:	0	0									
	OT:	-123	-135	-129	-123	-141	-147	-154	-174	-168	-161	-183
Mar 15	BA:	-123	-135	-129	-123	-141	-147	-154	-174	-168	-161	-183
Base	OP:	0	0									
	OT:	-123	-135	-129	-123	-141	-147	-154	-174	-168	-161	-183
Orig	BA:	-123	-136	-130	-123	-140	-146	-151	-170	-164	-156	-162
Pres	OP:	0	0									
	OT:	-123	-136	-130	-123	-140	-146	-151	-170	-164	-156	-162
Reest -	BA:	0	0	0	0	0	0	0	0	0	0	0
Mar15	OP:	0	0									
	OT:	0	0	0	0	0	0	0	0	0	0	0
Reest -	BA:	0	1	1	0	-1	-1	-3	-4	-4	-5	-21
Orig	OP:	0	0									
	OT:	0	1	1	0	-1	-1	-3	-4	-4	-5	-21
Account Total for State supplemental fees, SSI												
Pres 16	BA:	-217	-237	-223	-210	-236	-242	-250	-278	-265	-250	-281
Reest	OP:	0	0									
	OT:	-217	-237	-223	-210	-236	-242	-250	-278	-265	-250	-281
Mar 15	BA:	-217	-237	-223	-210	-236	-242	-250	-278	-265	-250	-281
Base	OP:	0	0									
	OT:	-217	-237	-223	-210	-236	-242	-250	-278	-265	-250	-281
Orig	BA:	-217	-238	-224	-209	-234	-241	-246	-273	-259	-244	-268
Pres	OP:	0	0									
	OT:	-217	-238	-224	-209	-234	-241	-246	-273	-259	-244	-268
Reest -	BA:	0	0	0	0	0	0	0	0	0	0	0
Mar15	OP:	0	0									
	OT:	0	0	0	0	0	0	0	0	0	0	0
Reest -	BA:	0	1	1	-1	-2	-1	-4	-5	-6	-6	-13
Orig	OP:	0	0									
	OT:	0	1	1	-1	-2	-1	-4	-5	-6	-6	-13



Sorted by FUNC, SFUN, TID, SUB
 (amounts in millions)

		2015	2016	2017	2018	2019	2020	2021	2022	2023	2024	2025
INCOME SECURITY (600)												
SSI proprietary receipts												
028 9991 8 1 609 CB01 XX XX 20 N												
Offsetting Receipts												
SSI Recoveries												
Pres 16	BA:	-2,500	-2,625	-2,800	-2,875	-2,975	-3,050	-3,125	-3,225	-3,325	-3,450	-3,550
Reest	OP:	0	0									
	OT:	-2,500	-2,625	-2,800	-2,875	-2,975	-3,050	-3,125	-3,225	-3,325	-3,450	-3,550
Mar 15	BA:	-2,500	-2,625	-2,800	-2,875	-2,975	-3,050	-3,125	-3,225	-3,325	-3,450	-3,550
Base	OP:	0	0									
	OT:	-2,500	-2,625	-2,800	-2,875	-2,975	-3,050	-3,125	-3,225	-3,325	-3,450	-3,550
Orig	BA:	-2,603	-2,612	-2,678	-2,684	-2,757	-2,839	-2,917	-2,999	-3,085	-3,174	-3,270
Pres	OP:	0	0									
	OT:	-2,603	-2,612	-2,678	-2,684	-2,757	-2,839	-2,917	-2,999	-3,085	-3,174	-3,270
Reest -	BA:	0	0	0	0	0	0	0	0	0	0	0
Mar15	OP:	0	0									
	OT:	0	0	0	0	0	0	0	0	0	0	0
Reest -	BA:	103	-13	-122	-191	-218	-211	-208	-226	-240	-276	-280
Orig	OP:	0	0									
	OT:	103	-13	-122	-191	-218	-211	-208	-226	-240	-276	-280



Sorted by FUNC, SFUN, TID, SUB
 (amounts in millions)

		2015	2016	2017	2018	2019	2020	2021	2022	2023	2024	2025
INCOME SECURITY (600)												
SSI attorney fees												
028 9992 8 1 609 CB01 XX XX 20 N												
Offsetting Receipts												
SSI Attorney Fees												
Pres 16	BA:	-8	-9	-9	-10	-10	-10	-11	-11	-11	-12	-12
Reest	OP:	0	0									
	OT:	-8	-9	-9	-10	-10	-10	-11	-11	-11	-12	-12
Mar 15	BA:	-8	-9	-9	-10	-10	-10	-11	-11	-11	-12	-12
Base	OP:	0	0									
	OT:	-8	-9	-9	-10	-10	-10	-11	-11	-11	-12	-12
Orig	BA:	-9	-9	-9	-9	-9	-9	-9	-9	-9	-9	-9
Pres	OP:	0	0									
	OT:	-9	-9	-9	-9	-9	-9	-9	-9	-9	-9	-9
Reest -	BA:	0	0	0	0	0	0	0	0	0	0	0
Mar15	OP:	0	0									
	OT:	0	0	0	0	0	0	0	0	0	0	0
Reest -	BA:	1	0	0	-1	-1	-1	-2	-2	-2	-3	-3
Orig	OP:	0	0									
	OT:	1	0	0	-1	-1	-1	-2	-2	-2	-3	-3



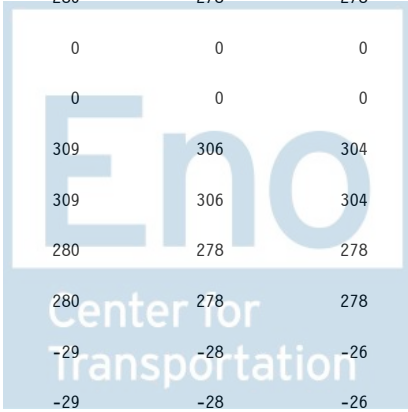
Sorted by FUNC, SFUN, TID, SUB
 (amounts in millions)

		2015	2016	2017	2018	2019	2020	2021	2022	2023	2024	2025
INCOME SECURITY (600)												
Department of Health and Human Services												
Administration for Children and Families												
Payments to States for child support enforcement and family supp												
075 1501 0 1 609 AA01 LA LA 10 N												
Appropriation												
		Child Support Enforcement										
Pres 16	BA:	4,180	4,300	4,380	4,480	4,600	4,700	4,820	4,940	5,040	5,180	5,300
Reest	OP:	0	0									
	OT:	4,180	4,300	4,380	4,480	4,600	4,700	4,820	4,940	5,040	5,180	5,300
Mar 15	BA:	4,180	4,300	4,380	4,480	4,600	4,700	4,820	4,940	5,040	5,180	5,300
Base	OP:	0	0									
	OT:	4,180	4,300	4,380	4,480	4,600	4,700	4,820	4,940	5,040	5,180	5,300
Orig	BA:	2,788	2,945	3,149	3,137	3,225	3,320	3,416	3,415	3,515	3,616	3,620
Pres	OP:	694	785									
	OT:	3,044	3,058	3,130	3,114	3,205	3,299	3,394	3,392	3,492	3,592	3,597
Reest -	BA:	0	0	0	0	0	0	0	0	0	0	0
Mar15	OP:	0	0									
	OT:	0	0	0	0	0	0	0	0	0	0	0
Reest -	BA:	1,392	1,355	1,231	1,343	1,375	1,380	1,404	1,525	1,525	1,564	1,680
Orig	OP:	-694	-785									
	OT:	1,136	1,242	1,250	1,366	1,395	1,401	1,426	1,548	1,548	1,588	1,703



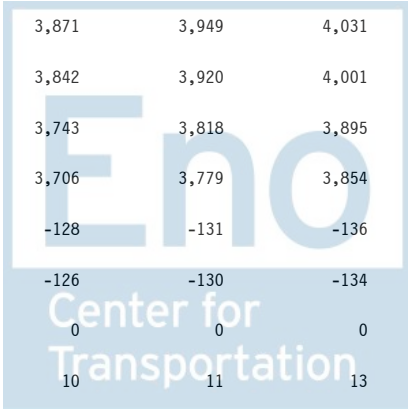
Sorted by FUNC, SFUN, TID, SUB
 (amounts in millions)

		2015	2016	2017	2018	2019	2020	2021	2022	2023	2024	2025
INCOME SECURITY (600)												
075 1501 0 1 609 AD01 LA LA 10												
Advance Appropriation												
Pres 16	BA:	0	0	0	0	0	0	0	0	0	0	0
Reest	OP:	0	0									
	OT:	0	0	0	0	0	0	0	0	0	0	0
Mar 15	BA:	0	0	0	0	0	0	0	0	0	0	0
Base	OP:	0	0									
	OT:	0	0	0	0	0	0	0	0	0	0	0
Orig	BA:	1,250	1,160	1,300	1,400	1,400	1,400	1,400	1,500	1,500	1,500	1,600
Pres	OP:	0	0									
	OT:	1,250	1,160	1,300	1,400	1,400	1,400	1,400	1,500	1,500	1,500	1,600
Reest -	BA:	0	0	0	0	0	0	0	0	0	0	0
Mar15	OP:	0	0									
	OT:	0	0	0	0	0	0	0	0	0	0	0
Reest -	BA:	-1,250	-1,160	-1,300	-1,400	-1,400	-1,400	-1,400	-1,500	-1,500	-1,500	-1,600
Orig	OP:	0	0									
	OT:	-1,250	-1,160	-1,300	-1,400	-1,400	-1,400	-1,400	-1,500	-1,500	-1,500	-1,600
075 1501 0 1 609 EA01 58 78 10												
Proposed Legislation												
Child Support Enforcement - Policy Proposals												
Pres 16	BA:	0	137	143	208	218	255	254	280	278	278	144
Reest	OP:	0	0									
	OT:	0	137	143	208	218	255	254	280	278	278	144
Mar 15	BA:	0	0	0	0	0	0	0	0	0	0	0
Base	OP:	0	0									
	OT:	0	0	0	0	0	0	0	0	0	0	0
Orig	BA:	0	110	125	196	218	267	283	309	306	304	169
Pres	OP:	0	0									
	OT:	0	110	125	196	218	267	283	309	306	304	169
Reest -	BA:	0	137	143	208	218	255	254	280	278	278	144
Mar15	OP:	0	0									
	OT:	0	137	143	208	218	255	254	280	278	278	144
Reest -	BA:	0	27	18	12	0	-12	-29	-29	-28	-26	-25
Orig	OP:	0	0									
	OT:	0	27	18	12	0	-12	-29	-29	-28	-26	-25



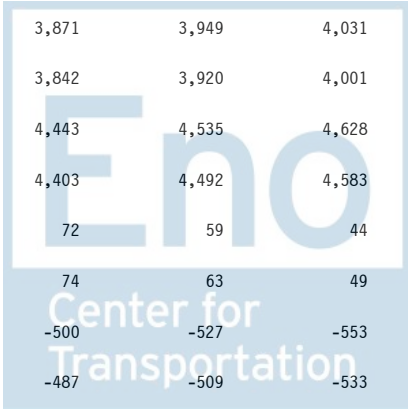
Sorted by FUNC, SFUN, TID, SUB
 (amounts in millions)

		2015	2016	2017	2018	2019	2020	2021	2022	2023	2024	2025
INCOME SECURITY (600)												
Account Total for Payments to States for child support enforcement and family supp												
Pres 16	BA:	4,180	4,437	4,523	4,688	4,818	4,955	5,074	5,220	5,318	5,458	5,444
Reest	OP:	0	0									
	OT:	4,180	4,437	4,523	4,688	4,818	4,955	5,074	5,220	5,318	5,458	5,444
Mar 15	BA:	4,180	4,300	4,380	4,480	4,600	4,700	4,820	4,940	5,040	5,180	5,300
Base	OP:	0	0									
	OT:	4,180	4,300	4,380	4,480	4,600	4,700	4,820	4,940	5,040	5,180	5,300
Orig	BA:	4,038	4,215	4,574	4,733	4,843	4,987	5,099	5,224	5,321	5,420	5,389
Pres	OP:	694	785									
	OT:	4,294	4,328	4,555	4,710	4,823	4,966	5,077	5,201	5,298	5,396	5,366
Reest -	BA:	0	137	143	208	218	255	254	280	278	278	144
Mar15	OP:	0	0									
	OT:	0	137	143	208	218	255	254	280	278	278	144
Reest -	BA:	142	222	-51	-45	-25	-32	-25	-4	-3	38	55
Orig	OP:	-694	-785									
	OT:	-114	109	-32	-22	-5	-11	-3	19	20	62	78
Low income home energy assistance												
075 1502 0 1 609 AA01 LA LA 03 0												
Appropriation												
Pres 16	BA:	3,390	3,390	3,458	3,527	3,562	3,598	3,670	3,743	3,818	3,895	3,972
Reest	OP:	1,010	913									
	OT:	3,451	3,184	3,437	3,507	3,548	3,584	3,645	3,716	3,790	3,867	3,944
Mar 15	BA:	3,390	3,441	3,502	3,573	3,644	3,719	3,793	3,871	3,949	4,031	4,112
Base	OP:	1,010	913									
	OT:	3,451	3,218	3,481	3,552	3,618	3,691	3,766	3,842	3,920	4,001	4,082
Orig	BA:	3,390	3,390	3,458	3,527	3,562	3,598	3,670	3,743	3,818	3,895	3,972
Pres	OP:	819	1,264									
	OT:	2,955	3,400	3,264	3,427	3,538	3,576	3,636	3,706	3,779	3,854	3,929
Reest -	BA:	0	-51	-44	-46	-82	-121	-123	-128	-131	-136	-140
Mar15	OP:	0	0									
	OT:	0	-34	-44	-45	-70	-107	-121	-126	-130	-134	-138
Reest -	BA:	0	0	0	0	0	0	0	0	0	0	0
Orig	OP:	191	-351									
	OT:	496	-216	173	80	10	8	9	10	11	13	15



Sorted by FUNC, SFUN, TID, SUB
 (amounts in millions)

		2015	2016	2017	2018	2019	2020	2021	2022	2023	2024	2025
INCOME SECURITY (600)												
075 1502 0 1 609 EA01 36 74 10												
Proposed Legislation												
Trigger Proposal												
Pres 16	BA:	0	230	170	200	200	200	200	200	190	180	190
Reest	OP:	0	0									
	OT:	0	161	188	191	200	200	200	200	193	183	187
Mar 15	BA:	0	0	0	0	0	0	0	0	0	0	0
Base	OP:	0	0									
	OT:	0	0	0	0	0	0	0	0	0	0	0
Orig	BA:	0	1,130	1,018	881	770	709	688	700	717	733	750
Pres	OP:	0	0									
	OT:	0	825	1,049	919	800	726	694	697	713	729	745
Reest -	BA:	0	230	170	200	200	200	200	200	190	180	190
Mar15	OP:	0	0									
	OT:	0	161	188	191	200	200	200	200	193	183	187
Reest -	BA:	0	-900	-848	-681	-570	-509	-488	-500	-527	-553	-560
Orig	OP:	0	0									
	OT:	0	-664	-861	-728	-600	-526	-494	-497	-520	-546	-558
Account Total for Low income home energy assistance												
Pres 16	BA:	3,390	3,620	3,628	3,727	3,762	3,798	3,870	3,943	4,008	4,075	4,162
Reest	OP:	1,010	913									
	OT:	3,451	3,345	3,625	3,698	3,748	3,784	3,845	3,916	3,983	4,050	4,131
Mar 15	BA:	3,390	3,441	3,502	3,573	3,644	3,719	3,793	3,871	3,949	4,031	4,112
Base	OP:	1,010	913									
	OT:	3,451	3,218	3,481	3,552	3,618	3,691	3,766	3,842	3,920	4,001	4,082
Orig	BA:	3,390	4,520	4,476	4,408	4,332	4,307	4,358	4,443	4,535	4,628	4,722
Pres	OP:	819	1,264									
	OT:	2,955	4,225	4,313	4,346	4,338	4,302	4,330	4,403	4,492	4,583	4,674
Reest -	BA:	0	179	126	154	118	79	77	72	59	44	50
Mar15	OP:	0	0									
	OT:	0	127	144	146	130	93	79	74	63	49	49
Reest -	BA:	0	-900	-848	-681	-570	-509	-488	-500	-527	-553	-560
Orig	OP:	191	-351									
	OT:	496	-880	-688	-648	-590	-518	-485	-487	-509	-533	-543




Sorted by FUNC, SFUN, TID, SUB
 (amounts in millions)

		2015	2016	2017	2018	2019	2020	2021	2022	2023	2024	2025
INCOME SECURITY (600)												
Refugee and entrant assistance												
075 1503 0 1 609 AA01 LA LA 03 0												
Appropriation												
Appropriation Request Including Trigger												
Pres 16	BA:	1,560	1,625	1,654	1,688	1,722	1,757	1,793	1,830	1,867	1,905	1,944
Reest	OP:	475	622									
	OT:	1,380	1,565	1,625	1,667	1,702	1,736	1,772	1,808	1,845	1,882	1,921
Mar 15	BA:	1,560	1,584	1,612	1,645	1,678	1,712	1,747	1,783	1,819	1,857	1,894
Base	OP:	475	622									
	OT:	1,380	1,541	1,589	1,626	1,658	1,692	1,726	1,762	1,797	1,835	1,872
Orig	BA:	1,560	1,629	1,662	1,695	1,712	1,729	1,763	1,799	1,835	1,871	1,909
Pres	OP:	394	778									
	OT:	1,174	1,592	1,718	1,693	1,697	1,716	1,743	1,776	1,811	1,847	1,883
Reest -	BA:	0	41	42	43	44	45	46	47	48	48	50
Mar15	OP:	0	0									
	OT:	0	24	36	41	44	44	46	46	48	47	49
Reest -	BA:	0	-4	-8	-7	10	28	30	31	32	34	35
Orig	OP:	81	-156									
	OT:	206	-27	-93	-26	5	20	29	32	34	35	38




Sorted by FUNC, SFUN, TID, SUB
 (amounts in millions)

		2015	2016	2017	2018	2019	2020	2021	2022	2023	2024	2025
INCOME SECURITY (600)												
Payments to States for the child care and development block gran												
075 1515 0 1 609 AA01 LA LA 03 0												
Appropriation												
Pres 16	BA:	2,435	2,805	2,861	2,918	2,948	2,977	3,037	3,097	3,159	3,222	3,287
Reest	OP:	630	634									
	OT:	2,359	2,794	2,886	2,903	2,939	2,969	3,022	3,081	3,143	3,206	3,270
Mar 15	BA:	2,435	2,472	2,515	2,566	2,618	2,671	2,725	2,781	2,837	2,895	2,954
Base	OP:	630	634									
	OT:	2,359	2,537	2,553	2,553	2,605	2,657	2,711	2,767	2,822	2,880	2,939
Orig	BA:	2,435	2,805	2,861	2,918	2,948	2,977	3,037	3,097	3,159	3,222	3,287
Pres	OP:	500	505									
	OT:	2,472	2,777	2,847	2,927	2,952	2,969	3,024	3,083	3,144	3,207	3,271
Reest -	BA:	0	333	346	352	330	306	312	316	322	327	333
Mar15	OP:	0	0									
	OT:	0	257	333	350	334	312	311	314	321	326	331
Reest -	BA:	0	0	0	0	0	0	0	0	0	0	0
Orig	OP:	130	129									
	OT:	-113	17	39	-24	-13	0	-2	-2	-1	-1	-1
Contingency fund												
075 1522 0 1 609 AA01 LA LA 03												
Appropriation												
Pres 16	BA:	0	0	0	0	0	0	0	0	0	0	0
Reest	OP:	0	0									
	OT:	0	0	0	0	0	0	0	0	0	0	0
Mar 15	BA:	0	0	0	0	0	0	0	0	0	0	0
Base	OP:	0	0									
	OT:	0	0	0	0	0	0	0	0	0	0	0
Orig	BA:	0	-25	-25	-25	-25	-25	-25	-25	-25	-25	-25
Pres	OP:	0	0									
	OT:	0	-22	-24	-24	-24	-24	-24	-24	-24	-24	-24
Reest -	BA:	0	0	0	0	0	0	0	0	0	0	0
Mar15	OP:	0	0									
	OT:	0	0	0	0	0	0	0	0	0	0	0
Reest -	BA:	0	25	25	25	25	25	25	25	25	25	25
Orig	OP:	0	0									
	OT:	0	22	24	24	24	24	24	24	24	24	24




Sorted by FUNC, SFUN, TID, SUB
 (amounts in millions)

		2015	2016	2017	2018	2019	2020	2021	2022	2023	2024	2025
INCOME SECURITY (600)												
075 1522 0 1 609 AA02 LA LA 10												
Appropriation												
Pres 16	BA:	0	0	0	0	0	0	0	0	0	0	0
Reest	OP:	0	0									
	OT:	0	0	0	0	0	0	0	0	0	0	0
Mar 15	BA:	0	0	0	0	0	0	0	0	0	0	0
Base	OP:	0	0									
	OT:	0	0	0	0	0	0	0	0	0	0	0
Orig	BA:	0	0	0	0	0	0	0	0	0	0	0
Pres	OP:	27	27									
	OT:	27	27	0	0	0	0	0	0	0	0	0
Reest -	BA:	0	0	0	0	0	0	0	0	0	0	0
Mar15	OP:	0	0									
	OT:	0	0	0	0	0	0	0	0	0	0	0
Reest -	BA:	0	0	0	0	0	0	0	0	0	0	0
Orig	OP:	-27	-27									
	OT:	-27	-27	0	0	0	0	0	0	0	0	0
075 1522 0 1 609 AC01 LA LA 03 CH												
Appropriation - Existing Law Change												
CHIMP - Transfer to Census and Welfare Research												
Pres 16	BA:	0	-25	0	0	0	0	0	0	0	0	0
Reest	OP:	0	0									
	OT:	0	-23	-2	0	0	0	0	0	0	0	0
Mar 15	BA:	0	0	0	0	0	0	0	0	0	0	0
Base	OP:	0	0									
	OT:	0	0	0	0	0	0	0	0	0	0	0
Orig	BA:	0	0	0	0	0	0	0	0	0	0	0
Pres	OP:	0	0									
	OT:	0	0	0	0	0	0	0	0	0	0	0
Reest -	BA:	0	-25	0	0	0	0	0	0	0	0	0
Mar15	OP:	0	0									
	OT:	0	-23	-2	0	0	0	0	0	0	0	0
Reest -	BA:	0	-25	0	0	0	0	0	0	0	0	0
Orig	OP:	0	0									
	OT:	0	-23	-2	0	0	0	0	0	0	0	0



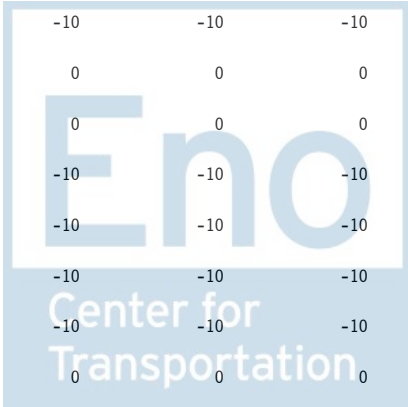
Sorted by FUNC, SFUN, TID, SUB
 (amounts in millions)

		2015	2016	2017	2018	2019	2020	2021	2022	2023	2024	2025
INCOME SECURITY (600)												
075 1522 0 1 609 AC02 LA LA 03 FUTRCHIMP												
Appropriation - Existing Law Change												
CHIMP - Authorization for 2017												
Pres 16	BA:	0	0	608	0	0	0	0	0	0	0	0
Reest	OP:	0	0									
	OT:	0	0	547	61	0	0	0	0	0	0	0
Mar 15	BA:	0	0	0	0	0	0	0	0	0	0	0
Base	OP:	0	0									
	OT:	0	0	0	0	0	0	0	0	0	0	0
Orig	BA:	0	0	0	0	0	0	0	0	0	0	0
Pres	OP:	0	0									
	OT:	0	0	0	0	0	0	0	0	0	0	0
Reest -	BA:	0	0	608	0	0	0	0	0	0	0	0
Mar15	OP:	0	0									
	OT:	0	0	547	61	0	0	0	0	0	0	0
Reest -	BA:	0	0	608	0	0	0	0	0	0	0	0
Orig	OP:	0	0									
	OT:	0	0	547	61	0	0	0	0	0	0	0
075 1522 0 1 609 BA01 58 78 10 2												
Federal Fund												
Contingency Fund - Authorized												
Pres 16	BA:	583	608	0	0	0	0	0	0	0	0	0
Reest	OP:	101	98									
	OT:	626	645	61	0	0	0	0	0	0	0	0
Mar 15	BA:	583	608	0	0	0	0	0	0	0	0	0
Base	OP:	101	98									
	OT:	626	645	61	0	0	0	0	0	0	0	0
Orig	BA:	583	608	608	608	608	608	608	608	608	608	608
Pres	OP:	78	58									
	OT:	603	605	608	608	608	608	608	608	608	608	608
Reest -	BA:	0	0	0	0	0	0	0	0	0	0	0
Mar15	OP:	0	0									
	OT:	0	0	0	0	0	0	0	0	0	0	0
Reest -	BA:	0	0	-608	-608	-608	-608	-608	-608	-608	-608	-608
Orig	OP:	23	40									
	OT:	23	40	-547	-608	-608	-608	-608	-608	-608	-608	-608



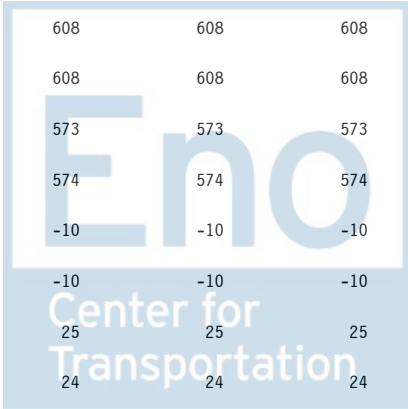
Sorted by FUNC, SFUN, TID, SUB
 (amounts in millions)

		2015	2016	2017	2018	2019	2020	2021	2022	2023	2024	2025
INCOME SECURITY (600)												
075 1522 0 1 609 BA03 58 78 10 N STIM09												
Federal Fund												
Contingency Fund - Emergency												
Pres 16	BA:	0	0	0	0	0	0	0	0	0	0	0
Reest	OP:	20	15									
	OT:	20	15	10	5	0	0	0	0	0	0	0
Mar 15	BA:	0	0	0	0	0	0	0	0	0	0	0
Base	OP:	20	15									
	OT:	20	15	10	5	0	0	0	0	0	0	0
Orig	BA:	0	0	0	0	0	0	0	0	0	0	0
Pres	OP:	0	0									
	OT:	0	0	0	0	0	0	0	0	0	0	0
Reest -	BA:	0	0	0	0	0	0	0	0	0	0	0
Mar15	OP:	0	0									
	OT:	0	0	0	0	0	0	0	0	0	0	0
Reest -	BA:	0	0	0	0	0	0	0	0	0	0	0
Orig	OP:	20	15									
	OT:	20	15	10	5	0	0	0	0	0	0	0
075 1522 0 1 609 EA01 58 78 10												
Proposed Legislation												
Transfer to TANF for Monitoring and Oversight												
Pres 16	BA:	0	-10	-10	-10	-10	-10	-10	-10	-10	-10	-10
Reest	OP:	0	0									
	OT:	0	-8	-10	-10	-10	-10	-10	-10	-10	-10	-10
Mar 15	BA:	0	0	0	0	0	0	0	0	0	0	0
Base	OP:	0	0									
	OT:	0	0	0	0	0	0	0	0	0	0	0
Orig	BA:	0	-10	-10	-10	-10	-10	-10	-10	-10	-10	-10
Pres	OP:	0	0									
	OT:	0	-8	-10	-10	-10	-10	-10	-10	-10	-10	-10
Reest -	BA:	0	-10	-10	-10	-10	-10	-10	-10	-10	-10	-10
Mar15	OP:	0	0									
	OT:	0	-8	-10	-10	-10	-10	-10	-10	-10	-10	-10
Reest -	BA:	0	0	0	0	0	0	0	0	0	0	0
Orig	OP:	0	0									
	OT:	0	0	0	0	0	0	0	0	0	0	0



Sorted by FUNC, SFUN, TID, SUB
 (amounts in millions)

		2015	2016	2017	2018	2019	2020	2021	2022	2023	2024	2025
INCOME SECURITY (600)												
075 1522 0 1 609 EB01 58 78 10 2												
Legislation assumed in baseline												
Contingency Fund - Assumed to Continue in Baseline												
Pres 16	BA:	0	0	0	608	608	608	608	608	608	608	608
Reest	OP:	0	0									
	OT:	0	0	0	547	608	608	608	608	608	608	608
Mar 15	BA:	0	0	608	608	608	608	608	608	608	608	608
Base	OP:	0	0									
	OT:	0	0	547	608	608	608	608	608	608	608	608
Orig	BA:	0	0	0	0	0	0	0	0	0	0	0
Pres	OP:	0	0									
	OT:	0	0	0	0	0	0	0	0	0	0	0
Reest -	BA:	0	0	-608	0	0	0	0	0	0	0	0
Mar15	OP:	0	0									
	OT:	0	0	-547	-61	0	0	0	0	0	0	0
Reest -	BA:	0	0	0	608	608	608	608	608	608	608	608
Orig	OP:	0	0									
	OT:	0	0	0	547	608	608	608	608	608	608	608
Account Total for Contingency fund												
Pres 16	BA:	583	573	598	598	598	598	598	598	598	598	598
Reest	OP:	121	113									
	OT:	646	629	606	603	598	598	598	598	598	598	598
Mar 15	BA:	583	608	608	608	608	608	608	608	608	608	608
Base	OP:	121	113									
	OT:	646	660	618	613	608	608	608	608	608	608	608
Orig	BA:	583	573	573	573	573	573	573	573	573	573	573
Pres	OP:	105	85									
	OT:	630	602	574	574	574	574	574	574	574	574	574
Reest -	BA:	0	-35	-10	-10	-10	-10	-10	-10	-10	-10	-10
Mar15	OP:	0	0									
	OT:	0	-31	-12	-10	-10	-10	-10	-10	-10	-10	-10
Reest -	BA:	0	0	25	25	25	25	25	25	25	25	25
Orig	OP:	16	28									
	OT:	16	27	32	29	24	24	24	24	24	24	24




Sorted by FUNC, SFUN, TID, SUB
 (amounts in millions)

		2015	2016	2017	2018	2019	2020	2021	2022	2023	2024	2025
INCOME SECURITY (600)												
Payments for Foster Care and Permanency												
075 1545 0 1 609 AA01 LA LA 10 N												
Appropriation												
Pres 16	BA:	7,220	7,360	7,520	7,700	7,880	8,100	8,320	8,480	8,700	8,940	9,200
Reest	OP:	0	0									
	OT:	7,000	7,140	7,300	7,480	7,660	7,860	8,080	8,240	8,440	8,680	8,940
Mar 15	BA:	7,220	7,360	7,520	7,700	7,880	8,100	8,320	8,480	8,700	8,940	9,200
Base	OP:	0	0									
	OT:	7,000	7,140	7,300	7,480	7,660	7,860	8,080	8,240	8,440	8,680	8,940
Orig	BA:	5,140	5,298	5,360	5,389	5,534	5,527	5,800	6,026	6,240	6,492	6,735
Pres	OP:	866	976									
	OT:	4,876	5,109	5,299	5,377	5,511	5,524	5,753	5,959	6,176	6,424	6,666
Reest -	BA:	0	0	0	0	0	0	0	0	0	0	0
Mar15	OP:	0	0									
	OT:	0	0	0	0	0	0	0	0	0	0	0
Reest -	BA:	2,080	2,062	2,160	2,311	2,346	2,573	2,520	2,454	2,460	2,448	2,465
Orig	OP:	-866	-976									
	OT:	2,124	2,031	2,001	2,103	2,149	2,336	2,327	2,281	2,264	2,256	2,274
075 1545 0 1 609 AD01 LA LA 10												
Advance Appropriation												
Pres 16	BA:	0	0	0	0	0	0	0	0	0	0	0
Reest	OP:	0	0									
	OT:	0	0	0	0	0	0	0	0	0	0	0
Mar 15	BA:	0	0	0	0	0	0	0	0	0	0	0
Base	OP:	0	0									
	OT:	0	0	0	0	0	0	0	0	0	0	0
Orig	BA:	2,200	2,300	2,300	2,400	2,400	2,400	2,500	2,600	2,700	2,800	2,900
Pres	OP:	0	0									
	OT:	2,200	2,300	2,300	2,400	2,400	2,400	2,500	2,600	2,700	2,800	2,900
Reest -	BA:	0	0	0	0	0	0	0	0	0	0	0
Mar15	OP:	0	0									
	OT:	0	0	0	0	0	0	0	0	0	0	0
Reest -	BA:	-2,200	-2,300	-2,300	-2,400	-2,400	-2,400	-2,500	-2,600	-2,700	-2,800	-2,900
Orig	OP:	0	0									
	OT:	-2,200	-2,300	-2,300	-2,400	-2,400	-2,400	-2,500	-2,600	-2,700	-2,800	-2,900



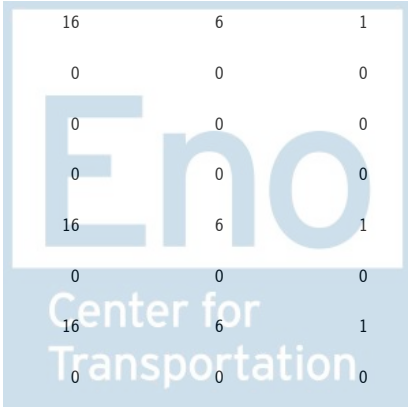
Sorted by FUNC, SFUN, TID, SUB
 (amounts in millions)

		2015	2016	2017	2018	2019	2020	2021	2022	2023	2024	2025
INCOME SECURITY (600)												
075 1545 0 1 609 BA01 58 78 10 0												
Federal Fund												
Tribal Technical Assistance												
Pres 16	BA:	3	3	3	3	3	3	3	3	3	3	3
Reest	OP:	0	0									
	OT:	3	3	3	3	3	3	3	3	3	3	3
Mar 15	BA:	3	3	3	3	3	3	3	3	3	3	3
Base	OP:	0	0									
	OT:	3	3	3	3	3	3	3	3	3	3	3
Orig	BA:	3	3	3	3	3	3	3	3	3	3	3
Pres	OP:	3	3									
	OT:	3	3	3	3	3	3	3	3	3	3	0
Reest -	BA:	0	0	0	0	0	0	0	0	0	0	0
Mar15	OP:	0	0									
	OT:	0	0	0	0	0	0	0	0	0	0	0
Reest -	BA:	0	0	0	0	0	0	0	0	0	0	0
Orig	OP:	-3	-3									
	OT:	0	0	0	0	0	0	0	0	0	0	3
075 1545 0 1 609 BS01 XX XX 10 A												
Sequester												
Pres 16	BA:	0	0	0	0	0	0	0	0	0	0	0
Reest	OP:	0	0									
	OT:	0	0	0	0	0	0	0	0	0	0	0
Mar 15	BA:	0	-1	0	0	0	0	0	0	0	0	0
Base	OP:	0	0									
	OT:	0	-1	0	0	0	0	0	0	0	0	0
Orig	BA:	0	0	0	0	0	0	0	0	0	0	0
Pres	OP:	0	0									
	OT:	0	0	0	0	0	0	0	0	0	0	0
Reest -	BA:	0	1	0	0	0	0	0	0	0	0	0
Mar15	OP:	0	0									
	OT:	0	1	0	0	0	0	0	0	0	0	0
Reest -	BA:	0	0	0	0	0	0	0	0	0	0	0
Orig	OP:	0	0									
	OT:	0	0	0	0	0	0	0	0	0	0	0



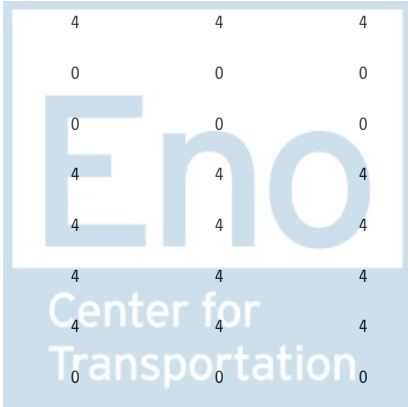
Sorted by FUNC, SFUN, TID, SUB
 (amounts in millions)

		2015	2016	2017	2018	2019	2020	2021	2022	2023	2024	2025
INCOME SECURITY (600)												
075 1545 0 1 609 EA01 58 78 10												
Proposed Legislation												
Child-Support Collections												
Pres 16	BA:	0	42	41	40	39	38	37	36	36	35	34
Reest	OP:	0	0									
	OT:	0	42	41	40	39	38	37	36	36	35	34
Mar 15	BA:	0	0	0	0	0	0	0	0	0	0	0
Base	OP:	0	0									
	OT:	0	0	0	0	0	0	0	0	0	0	0
Orig	BA:	0	45	47	48	48	48	48	48	48	48	48
Pres	OP:	0	0									
	OT:	0	45	47	48	48	48	48	48	48	48	48
Reest -	BA:	0	42	41	40	39	38	37	36	36	35	34
Mar15	OP:	0	0									
	OT:	0	42	41	40	39	38	37	36	36	35	34
Reest -	BA:	0	-3	-6	-8	-9	-10	-11	-12	-12	-13	-14
Orig	OP:	0	0									
	OT:	0	-3	-6	-8	-9	-10	-11	-12	-12	-13	-14
075 1545 0 1 609 EA02 58 78 10												
Proposed Legislation												
Psychotropic												
Pres 16	BA:	0	250	0	0	0	0	0	0	0	0	0
Reest	OP:	0	0									
	OT:	0	1	20	55	71	52	28	16	6	1	1
Mar 15	BA:	0	0	0	0	0	0	0	0	0	0	0
Base	OP:	0	0									
	OT:	0	0	0	0	0	0	0	0	0	0	0
Orig	BA:	0	250	0	0	0	0	0	0	0	0	0
Pres	OP:	0	0									
	OT:	0	1	20	55	71	52	28	16	6	1	1
Reest -	BA:	0	250	0	0	0	0	0	0	0	0	0
Mar15	OP:	0	0									
	OT:	0	1	20	55	71	52	28	16	6	1	1
Reest -	BA:	0	0	0	0	0	0	0	0	0	0	0
Orig	OP:	0	0									
	OT:	0	0	0	0	0	0	0	0	0	0	0



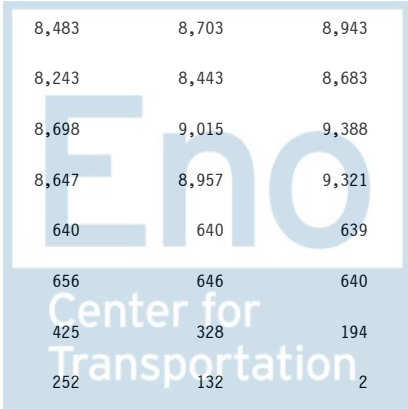
Sorted by FUNC, SFUN, TID, SUB
 (amounts in millions)

		2015	2016	2017	2018	2019	2020	2021	2022	2023	2024	2025
INCOME SECURITY (600)												
075 1545 0 1 609 EA03 58 78 10												
Proposed Legislation												
Congregate Care												
Pres 16	BA:	0	100	200	200	300	300	200	200	200	200	200
Reest	OP:	0	0									
	OT:	0	100	200	200	300	300	200	200	200	200	200
Mar 15	BA:	0	0	0	0	0	0	0	0	0	0	0
Base	OP:	0	0									
	OT:	0	0	0	0	0	0	0	0	0	0	0
Orig	BA:	0	78	43	19	1	-19	-29	-39	-41	-43	-38
Pres	OP:	0	0									
	OT:	0	78	43	19	1	-19	-29	-39	-41	-43	-38
Reest -	BA:	0	100	200	200	300	300	200	200	200	200	200
Mar15	OP:	0	0									
	OT:	0	100	200	200	300	300	200	200	200	200	200
Reest -	BA:	0	22	157	181	299	319	229	239	241	243	238
Orig	OP:	0	0									
	OT:	0	22	157	181	299	319	229	239	241	243	238
075 1545 0 1 609 EA04 58 78 10												
Proposed Legislation												
Tribal												
Pres 16	BA:	0	27	30	28	5	4	4	4	4	4	4
Reest	OP:	0	0									
	OT:	0	27	30	28	5	4	4	4	4	4	4
Mar 15	BA:	0	0	0	0	0	0	0	0	0	0	0
Base	OP:	0	0									
	OT:	0	0	0	0	0	0	0	0	0	0	0
Orig	BA:	0	27	30	28	5	4	4	4	4	4	4
Pres	OP:	0	0									
	OT:	0	27	30	28	5	4	4	4	4	4	4
Reest -	BA:	0	27	30	28	5	4	4	4	4	4	4
Mar15	OP:	0	0									
	OT:	0	27	30	28	5	4	4	4	4	4	4
Reest -	BA:	0	0	0	0	0	0	0	0	0	0	0
Orig	OP:	0	0									
	OT:	0	0	0	0	0	0	0	0	0	0	0



Sorted by FUNC, SFUN, TID, SUB
 (amounts in millions)

		2015	2016	2017	2018	2019	2020	2021	2022	2023	2024	2025
INCOME SECURITY (600)												
075 1545 0 1 609 EA05 58 78 10												
Proposed Legislation												
Prevention												
Pres 16	BA:	0	100	100	200	200	300	300	400	400	400	500
Reest	OP:	0	0									
	OT:	0	100	100	200	200	300	300	400	400	400	500
Mar 15	BA:	0	0	0	0	0	0	0	0	0	0	0
Base	OP:	0	0									
	OT:	0	0	0	0	0	0	0	0	0	0	0
Orig	BA:	0	30	41	41	51	57	58	56	61	84	108
Pres	OP:	0	0									
	OT:	0	30	41	41	51	57	58	56	61	84	108
Reest -	BA:	0	100	100	200	200	300	300	400	400	400	500
Mar15	OP:	0	0									
	OT:	0	100	100	200	200	300	300	400	400	400	500
Reest -	BA:	0	70	59	159	149	243	242	344	339	316	392
Orig	OP:	0	0									
	OT:	0	70	59	159	149	243	242	344	339	316	392
Account Total for Payments for Foster Care and Permanency												
Pres 16	BA:	7,223	7,882	7,894	8,171	8,427	8,745	8,864	9,123	9,343	9,582	9,941
Reest	OP:	0	0									
	OT:	7,003	7,413	7,694	8,006	8,278	8,557	8,652	8,899	9,089	9,323	9,682
Mar 15	BA:	7,223	7,362	7,523	7,703	7,883	8,103	8,323	8,483	8,703	8,943	9,203
Base	OP:	0	0									
	OT:	7,003	7,142	7,303	7,483	7,663	7,863	8,083	8,243	8,443	8,683	8,943
Orig	BA:	7,343	8,031	7,824	7,928	8,042	8,020	8,384	8,698	9,015	9,388	9,760
Pres	OP:	869	979									
	OT:	7,079	7,593	7,783	7,971	8,090	8,069	8,365	8,647	8,957	9,321	9,689
Reest -	BA:	0	520	371	468	544	642	541	640	640	639	738
Mar15	OP:	0	0									
	OT:	0	271	391	523	615	694	569	656	646	640	739
Reest -	BA:	-120	-149	70	243	385	725	480	425	328	194	181
Orig	OP:	-869	-979									
	OT:	-76	-180	-89	35	188	488	287	252	132	2	-7



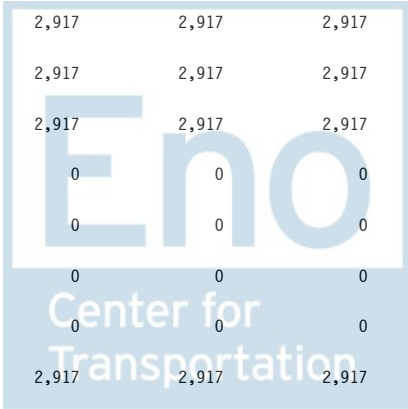
Sorted by FUNC, SFUN, TID, SUB
 (amounts in millions)

		2015	2016	2017	2018	2019	2020	2021	2022	2023	2024	2025
INCOME SECURITY (600)												
Child care entitlement to States												
075 1550 0 1 609 BA01 58 78 10 0												
Federal Fund												
Child Care Entitlement - Authorized												
Pres 16	BA:	2,917	0	0	0	0	0	0	0	0	0	0
Reest	OP:	735	595									
	OT:	3,039	595	88	15	0	0	0	0	0	0	0
Mar 15	BA:	2,917	0	0	0	0	0	0	0	0	0	0
Base	OP:	735	595									
	OT:	3,039	595	88	15	0	0	0	0	0	0	0
Orig	BA:	2,917	2,917	2,917	2,917	2,917	2,917	2,917	2,917	2,917	2,917	2,917
Pres	OP:	594	587									
	OT:	2,957	2,950	2,942	2,927	2,923	2,917	2,917	2,917	2,917	2,917	2,917
Reest -	BA:	0	0	0	0	0	0	0	0	0	0	0
Mar15	OP:	0	0									
	OT:	0	0	0	0	0	0	0	0	0	0	0
Reest -	BA:	0	-2,917	-2,917	-2,917	-2,917	-2,917	-2,917	-2,917	-2,917	-2,917	-2,917
Orig	OP:	141	8									
	OT:	82	-2,355	-2,854	-2,912	-2,923	-2,917	-2,917	-2,917	-2,917	-2,917	-2,917



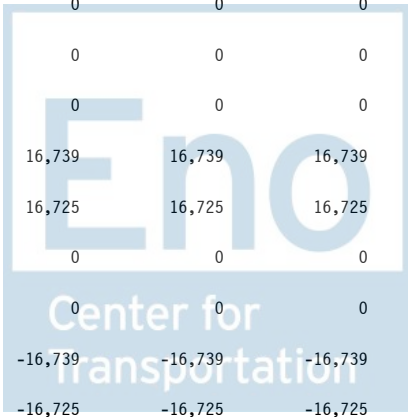
Sorted by FUNC, SFUN, TID, SUB
 (amounts in millions)

		2015	2016	2017	2018	2019	2020	2021	2022	2023	2024	2025
INCOME SECURITY (600)												
075 1550 0 1 609 EA01 58 78 10												
Proposed Legislation												
Proposed Additional Funding												
Pres 16	BA:	0	3,665	4,122	4,820	5,844	6,887	7,971	9,566	11,171	12,887	14,896
Reest	OP:	0	0									
	OT:	0	2,566	3,618	4,565	5,467	6,472	7,542	8,979	10,530	12,212	14,122
Mar 15	BA:	0	0	0	0	0	0	0	0	0	0	0
Base	OP:	0	0									
	OT:	0	0	0	0	0	0	0	0	0	0	0
Orig	BA:	0	3,665	4,122	4,820	5,844	6,887	7,971	9,566	11,171	12,887	14,896
Pres	OP:	0	0									
	OT:	0	2,969	3,889	4,632	5,599	6,639	7,709	9,205	10,787	12,476	14,422
Reest -	BA:	0	3,665	4,122	4,820	5,844	6,887	7,971	9,566	11,171	12,887	14,896
Mar15	OP:	0	0									
	OT:	0	2,566	3,618	4,565	5,467	6,472	7,542	8,979	10,530	12,212	14,122
Reest -	BA:	0	0	0	0	0	0	0	0	0	0	0
Orig	OP:	0	0									
	OT:	0	-403	-271	-67	-132	-167	-167	-226	-257	-264	-300
075 1550 0 1 609 EB01 58 78 10 1												
Legislation assumed in baseline												
Child Care Entitlement - Assumed to Continue in Baseline												
Pres 16	BA:	0	2,917	2,917	2,917	2,917	2,917	2,917	2,917	2,917	2,917	2,917
Reest	OP:	0	0									
	OT:	0	2,246	2,829	2,902	2,917	2,917	2,917	2,917	2,917	2,917	2,917
Mar 15	BA:	0	2,917	2,917	2,917	2,917	2,917	2,917	2,917	2,917	2,917	2,917
Base	OP:	0	0									
	OT:	0	2,246	2,829	2,902	2,917	2,917	2,917	2,917	2,917	2,917	2,917
Orig	BA:	0	0	0	0	0	0	0	0	0	0	0
Pres	OP:	0	0									
	OT:	0	0	0	0	0	0	0	0	0	0	0
Reest -	BA:	0	0	0	0	0	0	0	0	0	0	0
Mar15	OP:	0	0									
	OT:	0	0	0	0	0	0	0	0	0	0	0
Reest -	BA:	0	2,917	2,917	2,917	2,917	2,917	2,917	2,917	2,917	2,917	2,917
Orig	OP:	0	0									
	OT:	0	2,246	2,829	2,902	2,917	2,917	2,917	2,917	2,917	2,917	2,917




Sorted by FUNC, SFUN, TID, SUB
 (amounts in millions)

		2015	2016	2017	2018	2019	2020	2021	2022	2023	2024	2025
INCOME SECURITY (600)												
Account Total for Child care entitlement to States												
Pres 16	BA:	2,917	6,582	7,039	7,737	8,761	9,804	10,888	12,483	14,088	15,804	17,813
Reest	OP:	735	595									
	OT:	3,039	5,407	6,535	7,482	8,384	9,389	10,459	11,896	13,447	15,129	17,039
Mar 15	BA:	2,917	2,917	2,917	2,917	2,917	2,917	2,917	2,917	2,917	2,917	2,917
Base	OP:	735	595									
	OT:	3,039	2,841	2,917	2,917	2,917	2,917	2,917	2,917	2,917	2,917	2,917
Orig	BA:	2,917	6,582	7,039	7,737	8,761	9,804	10,888	12,483	14,088	15,804	17,813
Pres	OP:	594	587									
	OT:	2,957	5,919	6,831	7,559	8,522	9,556	10,626	12,122	13,704	15,393	17,339
Reest -	BA:	0	3,665	4,122	4,820	5,844	6,887	7,971	9,566	11,171	12,887	14,896
Mar15	OP:	0	0									
	OT:	0	2,566	3,618	4,565	5,467	6,472	7,542	8,979	10,530	12,212	14,122
Reest -	BA:	0	0	0	0	0	0	0	0	0	0	0
Orig	OP:	141	8									
	OT:	82	-512	-296	-77	-138	-167	-167	-226	-257	-264	-300
Temporary assistance for needy families												
075 1552 0 1 609 BA01 58 78 10 1												
Federal Fund												
TANF - Authorized												
Pres 16	BA:	16,733	0	0	0	0	0	0	0	0	0	0
Reest	OP:	3,282	3,865									
	OT:	15,999	3,865	770	434	267	167	0	0	0	0	0
Mar 15	BA:	16,733	0	0	0	0	0	0	0	0	0	0
Base	OP:	3,282	3,865									
	OT:	15,999	3,865	770	434	267	167	0	0	0	0	0
Orig	BA:	16,737	16,739	16,739	16,739	16,739	16,739	16,739	16,739	16,739	16,739	16,739
Pres	OP:	3,239	3,482									
	OT:	16,615	16,860	17,030	17,035	16,824	16,725	16,725	16,725	16,725	16,725	16,725
Reest -	BA:	0	0	0	0	0	0	0	0	0	0	0
Mar15	OP:	0	0									
	OT:	0	0	0	0	0	0	0	0	0	0	0
Reest -	BA:	-4	-16,739	-16,739	-16,739	-16,739	-16,739	-16,739	-16,739	-16,739	-16,739	-16,739
Orig	OP:	43	383									
	OT:	-616	-12,995	-16,260	-16,601	-16,557	-16,558	-16,725	-16,725	-16,725	-16,725	-16,725



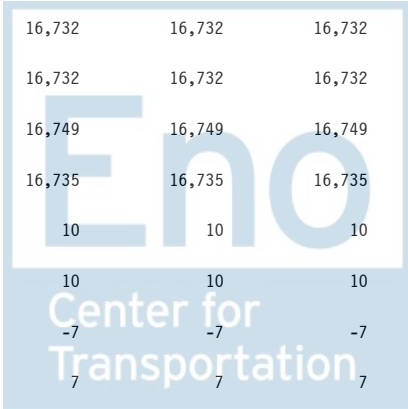
Sorted by FUNC, SFUN, TID, SUB
 (amounts in millions)

		2015	2016	2017	2018	2019	2020	2021	2022	2023	2024	2025
INCOME SECURITY (600)												
075 1552 0 1 609 BS01 58 78 10 A												
Sequester												
Pres 16	BA:	-2	0	0	0	0	0	0	0	0	0	0
Reest	OP:	0	0									
	OT:	-2	0	0	0	0	0	0	0	0	0	0
Mar 15	BA:	-2	-2	0	0	0	0	0	0	0	0	0
Base	OP:	0	0									
	OT:	-2	-2	0	0	0	0	0	0	0	0	0
Orig	BA:	0	0	0	0	0	0	0	0	0	0	0
Pres	OP:	0	0									
	OT:	0	0	0	0	0	0	0	0	0	0	0
Reest -	BA:	0	2	0	0	0	0	0	0	0	0	0
Mar15	OP:	0	0									
	OT:	0	2	0	0	0	0	0	0	0	0	0
Reest -	BA:	-2	0	0	0	0	0	0	0	0	0	0
Orig	OP:	0	0									
	OT:	-2	0	0	0	0	0	0	0	0	0	0
075 1552 0 1 609 EA01 58 78 10												
Proposed Legislation												
TANF Monitoring and Oversight												
Pres 16	BA:	0	10	10	10	10	10	10	10	10	10	10
Reest	OP:	0	0									
	OT:	0	8	10	10	10	10	10	10	10	10	10
Mar 15	BA:	0	0	0	0	0	0	0	0	0	0	0
Base	OP:	0	0									
	OT:	0	0	0	0	0	0	0	0	0	0	0
Orig	BA:	0	10	10	10	10	10	10	10	10	10	10
Pres	OP:	0	0									
	OT:	0	8	10	10	10	10	10	10	10	10	10
Reest -	BA:	0	10	10	10	10	10	10	10	10	10	10
Mar15	OP:	0	0									
	OT:	0	8	10	10	10	10	10	10	10	10	10
Reest -	BA:	0	0	0	0	0	0	0	0	0	0	0
Orig	OP:	0	0									
	OT:	0	0	0	0	0	0	0	0	0	0	0




Sorted by FUNC, SFUN, TID, SUB
 (amounts in millions)

		2015	2016	2017	2018	2019	2020	2021	2022	2023	2024	2025
INCOME SECURITY (600)												
075 1552 0 1 609 EB01 58 78 10 5												
Legislation assumed in baseline												
TANF - Assumed to Continue in Baseline												
Pres 16	BA:	0	16,733	16,733	16,733	16,733	16,732	16,732	16,732	16,732	16,732	16,732
Reest	OP:	0	0									
	OT:	0	13,219	15,896	16,231	16,398	16,565	16,732	16,732	16,732	16,732	16,732
Mar 15	BA:	0	16,733	16,733	16,733	16,733	16,732	16,732	16,732	16,732	16,732	16,732
Base	OP:	0	0									
	OT:	0	13,219	15,896	16,231	16,398	16,565	16,732	16,732	16,732	16,732	16,732
Orig	BA:	0	0	0	0	0	0	0	0	0	0	0
Pres	OP:	0	0									
	OT:	0	0	0	0	0	0	0	0	0	0	0
Reest -	BA:	0	0	0	0	0	0	0	0	0	0	0
Mar15	OP:	0	0									
	OT:	0	0	0	0	0	0	0	0	0	0	0
Reest -	BA:	0	16,733	16,733	16,733	16,733	16,732	16,732	16,732	16,732	16,732	16,732
Orig	OP:	0	0									
	OT:	0	13,219	15,896	16,231	16,398	16,565	16,732	16,732	16,732	16,732	16,732
Account Total for Temporary assistance for needy families												
Pres 16	BA:	16,731	16,743	16,743	16,743	16,743	16,742	16,742	16,742	16,742	16,742	16,742
Reest	OP:	3,282	3,865									
	OT:	15,997	17,092	16,676	16,675	16,675	16,742	16,742	16,742	16,742	16,742	16,742
Mar 15	BA:	16,731	16,731	16,733	16,733	16,733	16,732	16,732	16,732	16,732	16,732	16,732
Base	OP:	3,282	3,865									
	OT:	15,997	17,082	16,666	16,665	16,665	16,732	16,732	16,732	16,732	16,732	16,732
Orig	BA:	16,737	16,749	16,749	16,749	16,749	16,749	16,749	16,749	16,749	16,749	16,749
Pres	OP:	3,239	3,482									
	OT:	16,615	16,868	17,040	17,045	16,834	16,735	16,735	16,735	16,735	16,735	16,735
Reest -	BA:	0	12	10	10	10	10	10	10	10	10	10
Mar15	OP:	0	0									
	OT:	0	10	10	10	10	10	10	10	10	10	10
Reest -	BA:	-6	-6	-6	-6	-6	-7	-7	-7	-7	-7	-7
Orig	OP:	43	383									
	OT:	-618	224	-364	-370	-159	7	7	7	7	7	7




Sorted by FUNC, SFUN, TID, SUB
 (amounts in millions)

		2015	2016	2017	2018	2019	2020	2021	2022	2023	2024	2025
INCOME SECURITY (600)												
Children's research and technical assistance												
075 1553 0 1 609 AA02 LA LA 03												
Appropriation												
Pres 16	BA:	0	0	0	0	0	0	0	0	0	0	0
Reest	OP:	0	0									
	OT:	0	0	0	0	0	0	0	0	0	0	0
Mar 15	BA:	0	0	0	0	0	0	0	0	0	0	0
Base	OP:	0	0									
	OT:	0	0	0	0	0	0	0	0	0	0	0
Orig	BA:	0	15	15	15	15	15	15	15	15	15	15
Pres	OP:	0	0									
	OT:	0	2	8	14	15	16	16	16	16	16	16
Reest -	BA:	0	0	0	0	0	0	0	0	0	0	0
Mar15	OP:	0	0									
	OT:	0	0	0	0	0	0	0	0	0	0	0
Reest -	BA:	0	-15	-15	-15	-15	-15	-15	-15	-15	-15	-15
Orig	OP:	0	0									
	OT:	0	-2	-8	-14	-15	-16	-16	-16	-16	-16	-16
075 1553 0 1 609 AC01 LA LA 03 CH												
Appropriation - Existing Law Change												
CHIMP - Transfer from Contingency Fund												
Pres 16	BA:	0	15	0	0	0	0	0	0	0	0	0
Reest	OP:	0	0									
	OT:	0	3	8	2	2	0	0	0	0	0	0
Mar 15	BA:	0	0	0	0	0	0	0	0	0	0	0
Base	OP:	0	0									
	OT:	0	0	0	0	0	0	0	0	0	0	0
Orig	BA:	0	0	0	0	0	0	0	0	0	0	0
Pres	OP:	0	0									
	OT:	0	0	0	0	0	0	0	0	0	0	0
Reest -	BA:	0	15	0	0	0	0	0	0	0	0	0
Mar15	OP:	0	0									
	OT:	0	3	8	2	2	0	0	0	0	0	0
Reest -	BA:	0	15	0	0	0	0	0	0	0	0	0
Orig	OP:	0	0									
	OT:	0	3	8	2	2	0	0	0	0	0	0



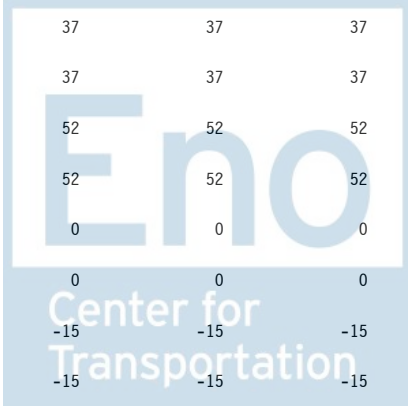
Sorted by FUNC, SFUN, TID, SUB
 (amounts in millions)

		2015	2016	2017	2018	2019	2020	2021	2022	2023	2024	2025
INCOME SECURITY (600)												
075 1553 0 1 609 BA01 58 78 10 N												
Federal Fund												
Permanent Authorizations (T&TA, FPLS)												
Pres 16	BA:	37	37	37	37	37	37	37	37	37	37	37
Reest	OP:	0	0									
	OT:	37	37	37	37	37	37	37	37	37	37	37
Mar 15	BA:	37	37	37	37	37	37	37	37	37	37	37
Base	OP:	0	0									
	OT:	37	37	37	37	37	37	37	37	37	37	37
Orig	BA:	50	39	37	37	37	37	37	37	37	37	37
Pres	OP:	53	54									
	OT:	49	50	43	38	37	36	36	36	36	36	37
Reest -	BA:	0	0	0	0	0	0	0	0	0	0	0
Mar15	OP:	0	0									
	OT:	0	0	0	0	0	0	0	0	0	0	0
Reest -	BA:	-13	-2	0	0	0	0	0	0	0	0	0
Orig	OP:	-53	-54									
	OT:	-12	-13	-6	-1	0	1	1	1	1	1	0
075 1553 0 1 609 BA02 58 78 10 1												
Federal Fund												
Welfare Research												
Pres 16	BA:	15	0	0	0	0	0	0	0	0	0	0
Reest	OP:	13	13									
	OT:	16	13	4	2	1	0	0	0	0	0	0
Mar 15	BA:	15	0	0	0	0	0	0	0	0	0	0
Base	OP:	13	13									
	OT:	16	13	4	2	1	0	0	0	0	0	0
Orig	BA:	0	0	0	0	0	0	0	0	0	0	0
Pres	OP:	0	0									
	OT:	0	0	0	0	0	0	0	0	0	0	0
Reest -	BA:	0	0	0	0	0	0	0	0	0	0	0
Mar15	OP:	0	0									
	OT:	0	0	0	0	0	0	0	0	0	0	0
Reest -	BA:	15	0	0	0	0	0	0	0	0	0	0
Orig	OP:	13	13									
	OT:	16	13	4	2	1	0	0	0	0	0	0



Sorted by FUNC, SFUN, TID, SUB
 (amounts in millions)

		2015	2016	2017	2018	2019	2020	2021	2022	2023	2024	2025
INCOME SECURITY (600)												
075 1553 0 1 609 BS01 58 78 10 A												
Sequester												
Sequester (Includes Effects of Program Expiration)												
Pres 16	BA:	-3	0	0	0	0	0	0	0	0	0	0
Reest	OP:	-1	-1									
	OT:	-3	-1	0	0	0	0	0	0	0	0	0
Mar 15	BA:	-3	-3	0	0	0	0	0	0	0	0	0
Base	OP:	-1	-1									
	OT:	-3	-3	-1	0	0	0	0	0	0	0	0
Orig	BA:	0	0	0	0	0	0	0	0	0	0	0
Pres	OP:	0	0									
	OT:	0	0	0	0	0	0	0	0	0	0	0
Reest -	BA:	0	3	0	0	0	0	0	0	0	0	0
Mar15	OP:	0	0									
	OT:	0	2	1	0	0	0	0	0	0	0	0
Reest -	BA:	-3	0	0	0	0	0	0	0	0	0	0
Orig	OP:	-1	-1									
	OT:	-3	-1	0	0	0	0	0	0	0	0	0
Account Total for Children's research and technical assistance												
Pres 16	BA:	49	52	37	37	37	37	37	37	37	37	37
Reest	OP:	12	12									
	OT:	50	52	49	41	40	37	37	37	37	37	37
Mar 15	BA:	49	34	37	37	37	37	37	37	37	37	37
Base	OP:	12	12									
	OT:	50	47	40	39	38	37	37	37	37	37	37
Orig	BA:	50	54	52	52	52	52	52	52	52	52	52
Pres	OP:	53	54									
	OT:	49	52	51	52	52	52	52	52	52	52	53
Reest -	BA:	0	18	0	0	0	0	0	0	0	0	0
Mar15	OP:	0	0									
	OT:	0	5	9	2	2	0	0	0	0	0	0
Reest -	BA:	-1	-2	-15	-15	-15	-15	-15	-15	-15	-15	-15
Orig	OP:	-41	-42									
	OT:	1	0	-2	-11	-12	-15	-15	-15	-15	-15	-16



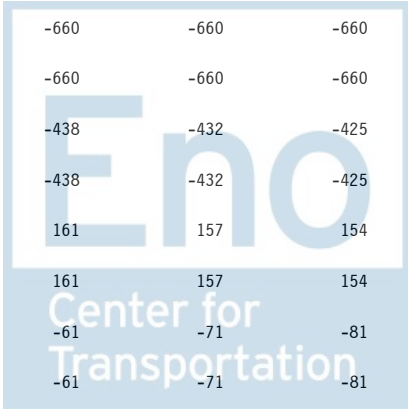
Sorted by FUNC, SFUN, TID, SUB
 (amounts in millions)

		2015	2016	2017	2018	2019	2020	2021	2022	2023	2024	2025
INCOME SECURITY (600)												
Department of Health and Human Services												
Federal share of child support collections												
075 9992 8 1 609 CB01 XX XX 20 N												
Offsetting Receipts												
Pres 16	BA:	-700	-700	-680	-680	-680	-680	-680	-660	-660	-660	-660
Reest	OP:	0	0									
	OT:	-700	-700	-680	-680	-680	-680	-680	-660	-660	-660	-660
Mar 15	BA:	-700	-700	-680	-680	-680	-680	-680	-660	-660	-660	-660
Base	OP:	0	0									
	OT:	-700	-700	-680	-680	-680	-680	-680	-660	-660	-660	-660
Orig	BA:	-664	-664	-653	-641	-630	-620	-609	-599	-589	-579	-570
Pres	OP:	0	0									
	OT:	-664	-664	-653	-641	-630	-620	-609	-599	-589	-579	-570
Reest -	BA:	0	0	0	0	0	0	0	0	0	0	0
Mar15	OP:	0	0									
	OT:	0	0	0	0	0	0	0	0	0	0	0
Reest -	BA:	-36	-36	-27	-39	-50	-60	-71	-61	-71	-81	-90
Orig	OP:	0	0									
	OT:	-36	-36	-27	-39	-50	-60	-71	-61	-71	-81	-90



Sorted by FUNC, SFUN, TID, SUB
 (amounts in millions)

		2015	2016	2017	2018	2019	2020	2021	2022	2023	2024	2025
INCOME SECURITY (600)												
075 9992 8 1 609 EA01 58 78 20												
Proposed Legislation												
Child-Support Proposals												
Pres 16	BA:	0	-5	-7	50	51	95	129	161	157	154	150
Reest	OP:	0	0									
	OT:	0	-5	-7	50	51	95	129	161	157	154	150
Mar 15	BA:	0	0	0	0	0	0	0	0	0	0	0
Base	OP:	0	0									
	OT:	0	0	0	0	0	0	0	0	0	0	0
Orig	BA:	0	-5	-7	50	51	95	129	161	157	154	151
Pres	OP:	0	0									
	OT:	0	-5	-7	50	51	95	129	161	157	154	151
Reest -	BA:	0	-5	-7	50	51	95	129	161	157	154	150
Mar15	OP:	0	0									
	OT:	0	-5	-7	50	51	95	129	161	157	154	150
Reest -	BA:	0	0	0	0	0	0	0	0	0	0	-1
Orig	OP:	0	0									
	OT:	0	0	0	0	0	0	0	0	0	0	-1
Account Total for Federal share of child support collections												
Pres 16	BA:	-700	-705	-687	-630	-629	-585	-551	-499	-503	-506	-510
Reest	OP:	0	0									
	OT:	-700	-705	-687	-630	-629	-585	-551	-499	-503	-506	-510
Mar 15	BA:	-700	-700	-680	-680	-680	-680	-680	-660	-660	-660	-660
Base	OP:	0	0									
	OT:	-700	-700	-680	-680	-680	-680	-680	-660	-660	-660	-660
Orig	BA:	-664	-669	-660	-591	-579	-525	-480	-438	-432	-425	-419
Pres	OP:	0	0									
	OT:	-664	-669	-660	-591	-579	-525	-480	-438	-432	-425	-419
Reest -	BA:	0	-5	-7	50	51	95	129	161	157	154	150
Mar15	OP:	0	0									
	OT:	0	-5	-7	50	51	95	129	161	157	154	150
Reest -	BA:	-36	-36	-27	-39	-50	-60	-71	-61	-71	-81	-91
Orig	OP:	0	0									
	OT:	-36	-36	-27	-39	-50	-60	-71	-61	-71	-81	-91



Sorted by FUNC, SFUN, TID, SUB
 (amounts in millions)

		2015	2016	2017	2018	2019	2020	2021	2022	2023	2024	2025
INCOME SECURITY (600)												
Subfunction	Total for 609	Other income security (609)										
Pres 16	BA:	177,839	192,614	196,135	195,974	207,946	212,682	217,134	228,005	228,663	229,176	240,925
Reest	OP:	6,924	7,345									
	OT:	176,967	188,871	195,541	196,004	207,977	212,180	216,452	227,118	227,681	228,153	239,796
Mar 15	BA:	177,839	185,383	183,081	181,819	176,896	180,482	183,836	192,663	191,391	189,849	199,309
Base	OP:	6,924	7,345									
	OT:	176,967	185,309	182,777	181,460	176,519	180,148	183,502	192,324	191,033	189,490	198,946
Orig	BA:	178,336	192,528	197,272	196,038	204,868	209,730	215,306	225,698	226,173	228,374	239,510
Pres	OP:	9,830	9,380									
	OT:	176,726	189,615	197,561	196,642	205,505	209,517	214,909	225,413	225,603	227,483	238,827
Reest -	BA:	0	7,231	13,054	14,155	31,050	32,200	33,298	35,342	37,272	39,327	41,616
Mar15	OP:	0	0									
	OT:	0	3,562	12,764	14,544	31,458	32,032	32,950	34,794	36,648	38,663	40,850
Reest -	BA:	-497	86	-1,137	-64	3,078	2,952	1,828	2,307	2,490	802	1,415
Orig	OP:	-2,906	-2,035									
	OT:	241	-744	-2,020	-638	2,472	2,663	1,543	1,705	2,078	670	969



Sorted by FUNC, SFUN, TID, SUB
 (amounts in millions)

		2015	2016	2017	2018	2019	2020	2021	2022	2023	2024	2025
Function Total for 600 INCOME SECURITY (600)												
Pres 16	BA:	516,580	541,029	551,297	556,470	576,770	590,163	603,662	623,872	634,962	647,056	670,776
Reest	OP:	30,754	32,079									
	OT:	512,007	535,536	544,418	545,902	569,345	582,303	595,638	620,819	626,823	633,473	661,899
Mar 15	BA:	516,580	529,064	532,222	537,177	541,186	554,557	567,693	586,510	595,921	605,930	626,893
Base	OP:	30,754	32,079									
	OT:	512,007	528,531	526,244	526,218	534,241	547,829	561,432	585,675	590,462	594,424	620,002
Orig	BA:	520,530	549,610	559,529	564,720	582,474	594,290	608,864	627,114	637,367	648,789	668,823
Pres	OP:	56,014	52,545									
	OT:	522,496	546,350	554,937	552,624	574,259	584,008	597,984	621,480	625,081	629,290	655,181
Reest -	BA:	0	11,965	19,075	19,293	35,584	35,606	35,969	37,362	39,041	41,126	43,883
Mar15	OP:	0	0									
	OT:	0	7,005	18,174	19,684	35,104	34,474	34,206	35,144	36,361	39,049	41,897
Reest -	BA:	-3,950	-8,581	-8,232	-8,250	-5,704	-4,127	-5,202	-3,242	-2,405	-1,733	1,953
Orig	OP:	-25,260	-20,466									
	OT:	-10,489	-10,814	-10,519	-6,722	-4,914	-1,705	-2,346	-661	1,742	4,183	6,718



Sorted by FUNC, SFUN, TID, SUB
(amounts in millions)

2015 2016 2017 2018 2019 2020 2021 2022 2023 2024 2025



Sorted by FUNC, SFUN, TID, SUB
 (amounts in millions)

		2015	2016	2017	2018	2019	2020	2021	2022	2023	2024	2025
SOCIAL SECURITY (650)												
Social security (651)												
Social Security Administration												
Social Security Administration												
Federal old-age and survivors insurance trust fund												
020 8006 0 7 651 CB01 XX XX 10												
Offsetting Receipts												
Pres 16	BA:	0	0	0	0	0	0	0	0	0	0	0
Reest	OP:	0	0									
	OT:	0	0	0	0	0	0	0	0	0	0	0
Mar 15	BA:	0	0	0	0	0	0	0	0	0	0	0
Base	OP:	0	0									
	OT:	0	0	0	0	0	0	0	0	0	0	0
Orig	BA:	-1	-1	-1	-1	-1	-1	-1	-1	-1	-1	-1
Pres	OP:	0	0									
	OT:	-1	-1	-1	-1	-1	-1	-1	-1	-1	-1	-1
Reest -	BA:	0	0	0	0	0	0	0	0	0	0	0
Mar15	OP:	0	0									
	OT:	0	0	0	0	0	0	0	0	0	0	0
Reest -	BA:	1	1	1	1	1	1	1	1	1	1	1
Orig	OP:	0	0									
	OT:	1	1	1	1	1	1	1	1	1	1	1



Sorted by FUNC, SFUN, TID, SUB
 (amounts in millions)

		2015	2016	2017	2018	2019	2020	2021	2022	2023	2024	2025
SOCIAL SECURITY (650)												
FOASI, Fed. Pymt. to FOASI TF												
020 9990 8 7 651 AA01 XX XX 10												
Appropriation												
(off-budget)												
Pres 16	BA:	0	0	0	0	0	0	0	0	0	0	0
Reest	OP:	0	0									
	OT:	0	0	0	0	0	0	0	0	0	0	0
Mar 15	BA:	0	0	0	0	0	0	0	0	0	0	0
Base	OP:	0	0									
	OT:	0	0	0	0	0	0	0	0	0	0	0
Orig	BA:	0	-9	0	0	0	0	0	0	0	0	0
Pres	OP:	0	0									
	OT:	0	-9	0	0	0	0	0	0	0	0	0
Reest -	BA:	0	0	0	0	0	0	0	0	0	0	0
Mar15	OP:	0	0									
	OT:	0	0	0	0	0	0	0	0	0	0	0
Reest -	BA:	0	9	0	0	0	0	0	0	0	0	0
Orig	OP:	0	0									
	OT:	0	9	0	0	0	0	0	0	0	0	0



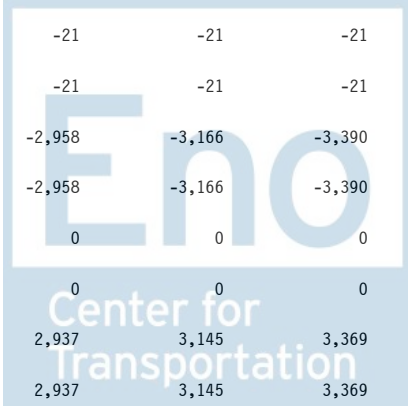
Sorted by FUNC, SFUN, TID, SUB
 (amounts in millions)

		2015	2016	2017	2018	2019	2020	2021	2022	2023	2024	2025
SOCIAL SECURITY (650)												
020 9990 8 7 651 CA02 XX XX 10 N												
Offsetting Receipts - Appropriation Action Required												
Trust Fund Receipt of Misc GF transfers (matched)												
(off-budget)												
Pres 16	BA:	-29	-27	-28	-21	-21	-21	-21	-21	-21	-21	-21
Reest	OP:	0	0									
	OT:	-29	-27	-28	-21	-21	-21	-21	-21	-21	-21	-21
Mar 15	BA:	-29	-27	-28	-21	-21	-21	-21	-21	-21	-21	-21
Base	OP:	0	0									
	OT:	-29	-27	-28	-21	-21	-21	-21	-21	-21	-21	-21
Orig	BA:	0	0	0	0	0	0	0	0	0	0	0
Pres	OP:	0	0									
	OT:	0	0	0	0	0	0	0	0	0	0	0
Reest -	BA:	0	0	0	0	0	0	0	0	0	0	0
Mar15	OP:	0	0									
	OT:	0	0	0	0	0	0	0	0	0	0	0
Reest -	BA:	-29	-27	-28	-21	-21	-21	-21	-21	-21	-21	-21
Orig	OP:	0	0									
	OT:	-29	-27	-28	-21	-21	-21	-21	-21	-21	-21	-21



Sorted by FUNC, SFUN, TID, SUB
 (amounts in millions)

		2015	2016	2017	2018	2019	2020	2021	2022	2023	2024	2025
SOCIAL SECURITY (650)												
020 9990 8 7 651 CB01 XX XX 10												
Offsetting Receipts (off-budget)												
Pres 16	BA:	0	0	0	0	0	0	0	0	0	0	0
Reest	OP:	0	0									
	OT:	0	0	0	0	0	0	0	0	0	0	0
Mar 15	BA:	0	0	0	0	0	0	0	0	0	0	0
Base	OP:	0	0									
	OT:	0	0	0	0	0	0	0	0	0	0	0
Orig	BA:	-1,371	-2,064	-2,132	-2,254	-2,411	-2,584	-2,761	-2,958	-3,166	-3,390	-3,631
Pres	OP:	0	0									
	OT:	-1,371	-2,064	-2,132	-2,254	-2,411	-2,584	-2,761	-2,958	-3,166	-3,390	-3,631
Reest -	BA:	0	0	0	0	0	0	0	0	0	0	0
Mar15	OP:	0	0									
	OT:	0	0	0	0	0	0	0	0	0	0	0
Reest -	BA:	1,371	2,064	2,132	2,254	2,411	2,584	2,761	2,958	3,166	3,390	3,631
Orig	OP:	0	0									
	OT:	1,371	2,064	2,132	2,254	2,411	2,584	2,761	2,958	3,166	3,390	3,631
Account Total for FOASI, Fed. Pymt. to FOASI TF												
Pres 16	BA:	-29	-27	-28	-21	-21	-21	-21	-21	-21	-21	-21
Reest	OP:	0	0									
	OT:	-29	-27	-28	-21	-21	-21	-21	-21	-21	-21	-21
Mar 15	BA:	-29	-27	-28	-21	-21	-21	-21	-21	-21	-21	-21
Base	OP:	0	0									
	OT:	-29	-27	-28	-21	-21	-21	-21	-21	-21	-21	-21
Orig	BA:	-1,371	-2,073	-2,132	-2,254	-2,411	-2,584	-2,761	-2,958	-3,166	-3,390	-3,631
Pres	OP:	0	0									
	OT:	-1,371	-2,073	-2,132	-2,254	-2,411	-2,584	-2,761	-2,958	-3,166	-3,390	-3,631
Reest -	BA:	0	0	0	0	0	0	0	0	0	0	0
Mar15	OP:	0	0									
	OT:	0	0	0	0	0	0	0	0	0	0	0
Reest -	BA:	1,342	2,046	2,104	2,233	2,390	2,563	2,740	2,937	3,145	3,369	3,610
Orig	OP:	0	0									
	OT:	1,342	2,046	2,104	2,233	2,390	2,563	2,740	2,937	3,145	3,369	3,610



Sorted by FUNC, SFUN, TID, SUB
 (amounts in millions)

		2015	2016	2017	2018	2019	2020	2021	2022	2023	2024	2025
SOCIAL SECURITY (650)												
Offsetting receipts												
020 9991 8 1 651 CB02 XX XX 10 N												
Offsetting Receipts												
Receipt of income taxes on benefits and NR Alien tax (matched)												
(off-budget)												
Pres 16	BA:	-31,525	-33,851	-36,507	-39,386	-42,613	-46,083	-49,691	-53,526	-57,434	-61,525	-65,730
Reest	OP:	0	0									
	OT:	-31,525	-33,851	-36,507	-39,386	-42,613	-46,083	-49,691	-53,526	-57,434	-61,525	-65,730
Mar 15	BA:	-31,525	-33,851	-36,507	-39,386	-42,613	-46,083	-49,691	-53,526	-57,434	-61,525	-65,730
Base	OP:	0	0									
	OT:	-31,525	-33,851	-36,507	-39,386	-42,613	-46,083	-49,691	-53,526	-57,434	-61,525	-65,730
Orig	BA:	-29,653	-33,890	-37,222	-40,454	-44,064	-47,844	-51,595	-55,660	-59,980	-64,629	-69,558
Pres	OP:	0	0									
	OT:	-29,653	-33,890	-37,222	-40,454	-44,064	-47,844	-51,595	-55,660	-59,980	-64,629	-69,558
Reest -	BA:	0	0	0	0	0	0	0	0	0	0	0
Mar15	OP:	0	0									
	OT:	0	0	0	0	0	0	0	0	0	0	0
Reest -	BA:	-1,872	39	715	1,068	1,451	1,761	1,904	2,134	2,546	3,104	3,828
Orig	OP:	0	0									
	OT:	-1,872	39	715	1,068	1,451	1,761	1,904	2,134	2,546	3,104	3,828



Sorted by FUNC, SFUN, TID, SUB
 (amounts in millions)

		2015	2016	2017	2018	2019	2020	2021	2022	2023	2024	2025
SOCIAL SECURITY (650)												
Quinquennial adjustment for military service credits, FOASI												
020 9992 8 1 651 CB01 XX XX 10 N												
Offsetting Receipts												
Pres 16	BA:	0	7	0	0	0	0	0	0	0	0	0
Reest	OP:	0	0									
	OT:	0	7	0	0	0	0	0	0	0	0	0
Mar 15	BA:	0	7	0	0	0	0	0	0	0	0	0
Base	OP:	0	0									
	OT:	0	7	0	0	0	0	0	0	0	0	0
Orig	BA:	0	-2	0	0	0	0	0	0	0	0	0
Pres	OP:	0	0									
	OT:	0	-2	0	0	0	0	0	0	0	0	0
Reest -	BA:	0	0	0	0	0	0	0	0	0	0	0
Mar15	OP:	0	0									
	OT:	0	0	0	0	0	0	0	0	0	0	0
Reest -	BA:	0	9	0	0	0	0	0	0	0	0	0
Orig	OP:	0	0									
	OT:	0	9	0	0	0	0	0	0	0	0	0



Sorted by FUNC, SFUN, TID, SUB
 (amounts in millions)

		2015	2016	2017	2018	2019	2020	2021	2022	2023	2024	2025
SOCIAL SECURITY (650)												
FOASI, Tax refund offset and proprietary receipts from the public												
020 9994 8 7 651 CB01 XX XX 10 N												
Offsetting Receipts												
OASI Proprietary Receipts (Unmatched)												
(off-budget)												
Pres 16	BA:	-22	-23	-23	-24	-25	-25	-26	-27	-27	-28	-29
Reest	OP:	0	0									
	OT:	-22	-23	-23	-24	-25	-25	-26	-27	-27	-28	-29
Mar 15	BA:	-22	-23	-23	-24	-25	-25	-26	-27	-27	-28	-29
Base	OP:	0	0									
	OT:	-22	-23	-23	-24	-25	-25	-26	-27	-27	-28	-29
Orig	BA:	-34	-34	-34	-34	-34	-34	-34	-34	-34	-34	-34
Pres	OP:	0	0									
	OT:	-34	-34	-34	-34	-34	-34	-34	-34	-34	-34	-34
Reest -	BA:	0	0	0	0	0	0	0	0	0	0	0
Mar15	OP:	0	0									
	OT:	0	0	0	0	0	0	0	0	0	0	0
Reest -	BA:	12	11	11	10	9	9	8	7	7	6	5
Orig	OP:	0	0									
	OT:	12	11	11	10	9	9	8	7	7	6	5



Sorted by FUNC, SFUN, TID, SUB
 (amounts in millions)

		2015	2016	2017	2018	2019	2020	2021	2022	2023	2024	2025
SOCIAL SECURITY (650)												
FDI, Tax refund offset and proprietary receipts from the public												
020 9995 8 7 651 CB01 XX XX 10 N												
Offsetting Receipts												
DI Proprietary Receipts (Unmatched)												
(off-budget)												
Pres 16	BA:	-85	-89	-93	-97	-101	-105	-109	-113	-117	-122	-126
Reest	OP:	0	0									
	OT:	-85	-89	-93	-97	-101	-105	-109	-113	-117	-122	-126
Mar 15	BA:	-85	-89	-93	-97	-101	-105	-109	-113	-117	-122	-126
Base	OP:	0	0									
	OT:	-85	-89	-93	-97	-101	-105	-109	-113	-117	-122	-126
Orig	BA:	-81	-82	-83	-84	-85	-86	-87	-88	-89	-89	-90
Pres	OP:	0	0									
	OT:	-81	-82	-83	-84	-85	-86	-87	-88	-89	-89	-90
Reest -	BA:	0	0	0	0	0	0	0	0	0	0	0
Mar15	OP:	0	0									
	OT:	0	0	0	0	0	0	0	0	0	0	0
Reest -	BA:	-4	-7	-10	-13	-16	-19	-22	-25	-28	-33	-36
Orig	OP:	0	0									
	OT:	-4	-7	-10	-13	-16	-19	-22	-25	-28	-33	-36



Sorted by FUNC, SFUN, TID, SUB
 (amounts in millions)

		2015	2016	2017	2018	2019	2020	2021	2022	2023	2024	2025
SOCIAL SECURITY (650)												
Office of Inspector General												
028 0400 0 1 651 AA01 LA LA 03												
Appropriation												
Pres 16	BA:	0	0	0	0	0	0	0	0	0	0	0
Reest	OP:	0	0									
	OT:	0	0	0	0	0	0	0	0	0	0	0
Mar 15	BA:	0	0	0	0	0	0	0	0	0	0	0
Base	OP:	0	0									
	OT:	0	0	0	0	0	0	0	0	0	0	0
Orig	BA:	0	0	0	0	0	0	0	0	0	0	0
Pres	OP:	7	8									
	OT:	0	0	0	0	0	-1	-1	0	0	0	0
Reest -	BA:	0	0	0	0	0	0	0	0	0	0	0
Mar15	OP:	0	0									
	OT:	0	0	0	0	0	0	0	0	0	0	0
Reest -	BA:	0	0	0	0	0	0	0	0	0	0	0
Orig	OP:	-7	-8									
	OT:	0	0	0	0	0	1	1	0	0	0	0




Sorted by FUNC, SFUN, TID, SUB
 (amounts in millions)

		2015	2016	2017	2018	2019	2020	2021	2022	2023	2024	2025
SOCIAL SECURITY (650)												
Payments to social security trust funds												
028 0404 0 1 651 AA01 LA LA 10 N												
Appropriation												
Payment of Misc. GF transfers (matched)												
Pres 16	BA:	29	27	28	21	21	21	21	21	21	21	21
Reest	OP:	0	0									
	OT:	29	27	28	21	21	21	21	21	21	21	21
Mar 15	BA:	29	27	28	21	21	21	21	21	21	21	21
Base	OP:	0	0									
	OT:	29	27	28	21	21	21	21	21	21	21	21
Orig	BA:	16	20	11	11	11	11	11	11	11	11	11
Pres	OP:	1	1									
	OT:	17	21	11	11	11	11	11	11	11	11	11
Reest -	BA:	0	0	0	0	0	0	0	0	0	0	0
Mar15	OP:	0	0									
	OT:	0	0	0	0	0	0	0	0	0	0	0
Reest -	BA:	13	7	17	10	10	10	10	10	10	10	10
Orig	OP:	-1	-1									
	OT:	12	6	17	10	10	10	10	10	10	10	10




Sorted by FUNC, SFUN, TID, SUB
 (amounts in millions)

		2015	2016	2017	2018	2019	2020	2021	2022	2023	2024	2025
SOCIAL SECURITY (650)												
028 0404 0 1 651 BA01 58 78 10 N												
Federal Fund												
Payment of income taxes on OASDI ben and NR Alien tax (matched)												
Pres 16	BA:	31,525	33,851	36,507	39,386	42,613	46,083	49,691	53,526	57,434	61,525	65,730
Reest	OP:	0	0									
	OT:	31,525	33,851	36,507	39,386	42,613	46,083	49,691	53,526	57,434	61,525	65,730
Mar 15	BA:	31,525	33,851	36,507	39,386	42,613	46,083	49,691	53,526	57,434	61,525	65,730
Base	OP:	0	0									
	OT:	31,525	33,851	36,507	39,386	42,613	46,083	49,691	53,526	57,434	61,525	65,730
Orig	BA:	31,010	35,946	39,346	42,700	46,467	50,420	54,348	58,610	63,138	68,011	73,181
Pres	OP:	0	0									
	OT:	31,010	35,946	39,346	42,700	46,467	50,420	54,348	58,610	63,138	68,011	73,181
Reest -	BA:	0	0	0	0	0	0	0	0	0	0	0
Mar15	OP:	0	0									
	OT:	0	0	0	0	0	0	0	0	0	0	0
Reest -	BA:	515	-2,095	-2,839	-3,314	-3,854	-4,337	-4,657	-5,084	-5,704	-6,486	-7,451
Orig	OP:	0	0									
	OT:	515	-2,095	-2,839	-3,314	-3,854	-4,337	-4,657	-5,084	-5,704	-6,486	-7,451
028 0404 0 1 651 EA01 58 78 10												
Proposed Legislation												
Transfer of Mandatory Admin												
Pres 16	BA:	0	226	0	0	0	0	0	0	0	0	0
Reest	OP:	0	0									
	OT:	0	226	0	0	0	0	0	0	0	0	0
Mar 15	BA:	0	0	0	0	0	0	0	0	0	0	0
Base	OP:	0	0									
	OT:	0	0	0	0	0	0	0	0	0	0	0
Orig	BA:	0	226	0	0	0	0	0	0	0	0	0
Pres	OP:	0	0									
	OT:	0	226	0	0	0	0	0	0	0	0	0
Reest -	BA:	0	226	0	0	0	0	0	0	0	0	0
Mar15	OP:	0	0									
	OT:	0	226	0	0	0	0	0	0	0	0	0
Reest -	BA:	0	0	0	0	0	0	0	0	0	0	0
Orig	OP:	0	0									
	OT:	0	0	0	0	0	0	0	0	0	0	0




Sorted by FUNC, SFUN, TID, SUB
 (amounts in millions)

		2015	2016	2017	2018	2019	2020	2021	2022	2023	2024	2025
SOCIAL SECURITY (650)												
Account Total for Payments to social security trust funds												
Pres 16	BA:	31,554	34,104	36,535	39,407	42,634	46,104	49,712	53,547	57,455	61,546	65,751
Reest	OP:	0	0									
	OT:	31,554	34,104	36,535	39,407	42,634	46,104	49,712	53,547	57,455	61,546	65,751
Mar 15	BA:	31,554	33,878	36,535	39,407	42,634	46,104	49,712	53,547	57,455	61,546	65,751
Base	OP:	0	0									
	OT:	31,554	33,878	36,535	39,407	42,634	46,104	49,712	53,547	57,455	61,546	65,751
Orig	BA:	31,026	36,192	39,357	42,711	46,478	50,431	54,359	58,621	63,149	68,022	73,192
Pres	OP:	1	1									
	OT:	31,027	36,193	39,357	42,711	46,478	50,431	54,359	58,621	63,149	68,022	73,192
Reest -	BA:	0	226	0	0	0	0	0	0	0	0	0
Mar15	OP:	0	0									
	OT:	0	226	0	0	0	0	0	0	0	0	0
Reest -	BA:	528	-2,088	-2,822	-3,304	-3,844	-4,327	-4,647	-5,074	-5,694	-6,476	-7,441
Orig	OP:	-1	-1									
	OT:	527	-2,089	-2,822	-3,304	-3,844	-4,327	-4,647	-5,074	-5,694	-6,476	-7,441
Administrative Expenses, Recovery Act												
028 0417 0 1 651 AA01 LA LA 03 STIM09												
Appropriation												
Pres 16	BA:	0	0	0	0	0	0	0	0	0	0	0
Reest	OP:	0	0									
	OT:	0	0	0	0	0	0	0	0	0	0	0
Mar 15	BA:	0	0	0	0	0	0	0	0	0	0	0
Base	OP:	0	0									
	OT:	0	0	0	0	0	0	0	0	0	0	0
Orig	BA:	0	0	0	0	0	0	0	0	0	0	0
Pres	OP:	67	43									
	OT:	67	43	28	17	0	0	0	0	0	0	0
Reest -	BA:	0	0	0	0	0	0	0	0	0	0	0
Mar15	OP:	0	0									
	OT:	0	0	0	0	0	0	0	0	0	0	0
Reest -	BA:	0	0	0	0	0	0	0	0	0	0	0
Orig	OP:	-67	-43									
	OT:	-67	-43	-28	-17	0	0	0	0	0	0	0



Sorted by FUNC, SFUN, TID, SUB
 (amounts in millions)

		2015	2016	2017	2018	2019	2020	2021	2022	2023	2024	2025
SOCIAL SECURITY (650)												
028 0417 0 1 651 DE01 LA LA 03 A STIM09												
Supplemental Emergency												
Pres 16	BA:	0	0	0	0	0	0	0	0	0	0	0
Reest	OP:	67	43									
	OT:	67	43	28	17	0	0	0	0	0	0	0
Mar 15	BA:	0	0	0	0	0	0	0	0	0	0	0
Base	OP:	67	43									
	OT:	67	43	28	17	0	0	0	0	0	0	0
Orig	BA:	0	0	0	0	0	0	0	0	0	0	0
Pres	OP:	0	0									
	OT:	0	0	0	0	0	0	0	0	0	0	0
Reest -	BA:	0	0	0	0	0	0	0	0	0	0	0
Mar15	OP:	0	0									
	OT:	0	0	0	0	0	0	0	0	0	0	0
Reest -	BA:	0	0	0	0	0	0	0	0	0	0	0
Orig	OP:	67	43									
	OT:	67	43	28	17	0	0	0	0	0	0	0
Account Total for Administrative Expenses, Recovery Act												
Pres 16	BA:	0	0	0	0	0	0	0	0	0	0	0
Reest	OP:	67	43									
	OT:	67	43	28	17	0	0	0	0	0	0	0
Mar 15	BA:	0	0	0	0	0	0	0	0	0	0	0
Base	OP:	67	43									
	OT:	67	43	28	17	0	0	0	0	0	0	0
Orig	BA:	0	0	0	0	0	0	0	0	0	0	0
Pres	OP:	67	43									
	OT:	67	43	28	17	0	0	0	0	0	0	0
Reest -	BA:	0	0	0	0	0	0	0	0	0	0	0
Mar15	OP:	0	0									
	OT:	0	0	0	0	0	0	0	0	0	0	0
Reest -	BA:	0	0	0	0	0	0	0	0	0	0	0
Orig	OP:	0	0									
	OT:	0	0	0	0	0	0	0	0	0	0	0



Sorted by FUNC, SFUN, TID, SUB
 (amounts in millions)

		2015	2016	2017	2018	2019	2020	2021	2022	2023	2024	2025
SOCIAL SECURITY (650)												
Federal Old-age and Survivors Insurance Trust Fund												
028 8006 0 7 651 AA02 LA LA 03 0 LAE												
Appropriation												
(off-budget)												
Pres 16	BA:	2,561	2,735	2,790	2,845	2,874	2,904	2,961	3,020	3,080	3,142	3,205
Reest	OP:	357	320									
	OT:	2,611	2,727	2,773	2,835	2,867	2,899	2,952	3,010	3,069	3,131	3,194
Mar 15	BA:	2,561	2,631	2,708	2,796	2,886	2,979	3,074	3,172	3,272	3,374	3,479
Base	OP:	357	320									
	OT:	2,611	2,635	2,695	2,781	2,870	2,962	3,057	3,155	3,254	3,356	3,460
Orig	BA:	2,562	2,736	2,791	2,846	2,875	2,905	2,962	3,021	3,081	3,143	3,206
Pres	OP:	398	399									
	OT:	2,615	2,769	2,785	2,839	2,872	2,903	2,955	3,014	3,074	3,135	3,198
Reest -	BA:	0	104	82	49	-12	-75	-113	-152	-192	-232	-274
Mar15	OP:	0	0									
	OT:	0	92	78	54	-3	-63	-105	-145	-185	-225	-266
Reest -	BA:	-1	-1	-1	-1	-1	-1	-1	-1	-1	-1	-1
Orig	OP:	-41	-79									
	OT:	-4	-42	-12	-4	-5	-4	-3	-4	-5	-4	-4



Sorted by FUNC, SFUN, TID, SUB
 (amounts in millions)

		2015	2016	2017	2018	2019	2020	2021	2022	2023	2024	2025
SOCIAL SECURITY (650)												
028 8006 0 7 651 AA03 LA LA 03 0												
Appropriation												
(off-budget)												
Pres 16	BA:	39	42	43	44	44	44	45	46	47	48	49
Reest	OP:	6	6									
	OT:	39	42	43	44	44	44	45	46	47	48	49
Mar 15	BA:	39	40	41	43	44	45	47	48	50	52	53
Base	OP:	6	6									
	OT:	39	40	41	43	44	45	47	48	50	52	53
Orig	BA:	39	42	43	44	44	44	45	46	47	48	49
Pres	OP:	4	4									
	OT:	39	42	42	43	43	43	44	45	46	47	48
Reest -	BA:	0	2	2	1	0	-1	-2	-2	-3	-4	-4
Mar15	OP:	0	0									
	OT:	0	2	2	1	0	-1	-2	-2	-3	-4	-4
Reest -	BA:	0	0	0	0	0	0	0	0	0	0	0
Orig	OP:	2	2									
	OT:	0	0	1	1	1	1	1	1	1	1	1



Sorted by FUNC, SFUN, TID, SUB
 (amounts in millions)

		2015	2016	2017	2018	2019	2020	2021	2022	2023	2024	2025
SOCIAL SECURITY (650)												
028 8006 0 7 651 BC01 58 78 10 N												
Trust Revolving Fund												
Benefits												
(off-budget)												
Pres 16	BA:	736,500	770,700	815,300	870,400	929,400	992,900	1,057,600	1,125,600	1,197,500	1,272,600	1,350,700
Reest	OP:	0	0									
	OT:	733,700	767,000	810,700	865,500	924,100	987,500	1,052,000	1,119,600	1,191,300	1,266,100	1,344,000
Mar 15	BA:	736,500	770,700	815,300	870,400	929,400	992,900	1,057,600	1,125,600	1,197,500	1,272,600	1,350,700
Base	OP:	0	0									
	OT:	733,700	767,000	810,700	865,500	924,100	987,500	1,052,000	1,119,600	1,191,300	1,266,100	1,344,000
Orig	BA:	744,579	788,470	837,866	892,952	952,123	1,014,514	1,075,785	1,140,694	1,210,000	1,284,197	1,361,791
Pres	OP:	0	0									
	OT:	740,499	784,740	833,609	888,257	947,112	1,009,206	1,070,708	1,135,270	1,204,181	1,277,933	1,355,078
Reest -	BA:	0	0	0	0	0	0	0	0	0	0	0
Mar15	OP:	0	0									
	OT:	0	0	0	0	0	0	0	0	0	0	0
Reest -	BA:	-8,079	-17,770	-22,566	-22,552	-22,723	-21,614	-18,185	-15,094	-12,500	-11,597	-11,091
Orig	OP:	0	0									
	OT:	-6,799	-17,740	-22,909	-22,757	-23,012	-21,706	-18,708	-15,670	-12,881	-11,833	-11,078



Sorted by FUNC, SFUN, TID, SUB
 (amounts in millions)

		2015	2016	2017	2018	2019	2020	2021	2022	2023	2024	2025
SOCIAL SECURITY (650)												
028 8006 0 7 651 BC02 58 78 10 N												
Trust Revolving Fund												
Payment of OASI Interchange												
(off-budget)												
Pres 16	BA:	4,256	4,368	4,219	4,639	4,764	4,729	5,044	5,154	5,245	5,223	5,371
Reest	OP:	0	0									
	OT:	4,256	4,368	4,219	4,639	4,764	4,729	5,044	5,154	5,245	5,223	5,371
Mar 15	BA:	4,256	4,368	4,219	4,639	4,764	4,729	5,044	5,154	5,245	5,223	5,371
Base	OP:	0	0									
	OT:	4,256	4,368	4,219	4,639	4,764	4,729	5,044	5,154	5,245	5,223	5,371
Orig	BA:	4,256	4,368	4,219	4,639	4,764	4,729	5,044	5,154	5,245	5,223	5,371
Pres	OP:	0	0									
	OT:	4,256	4,368	4,219	4,639	4,764	4,729	5,044	5,154	5,245	5,223	5,371
Reest -	BA:	0	0	0	0	0	0	0	0	0	0	0
Mar15	OP:	0	0									
	OT:	0	0	0	0	0	0	0	0	0	0	0
Reest -	BA:	0	0	0	0	0	0	0	0	0	0	0
Orig	OP:	0	0									
	OT:	0	0	0	0	0	0	0	0	0	0	0



Sorted by FUNC, SFUN, TID, SUB
 (amounts in millions)

		2015	2016	2017	2018	2019	2020	2021	2022	2023	2024	2025
SOCIAL SECURITY (650)												
028 8006 0 7 651 BC03 58 78 10 N												
Trust Revolving Fund												
quinquennial												
(off-budget)												
Pres 16	BA:	0	2	0	0	0	0	0	0	0	0	0
Reest	OP:	0	0									
	OT:	0	2	0	0	0	0	0	0	0	0	0
Mar 15	BA:	0	2	0	0	0	0	0	0	0	0	0
Base	OP:	0	0									
	OT:	0	2	0	0	0	0	0	0	0	0	0
Orig	BA:	0	0	0	0	0	0	0	0	0	0	0
Pres	OP:	0	0									
	OT:	0	0	0	0	0	0	0	0	0	0	0
Reest -	BA:	0	0	0	0	0	0	0	0	0	0	0
Mar15	OP:	0	0									
	OT:	0	0	0	0	0	0	0	0	0	0	0
Reest -	BA:	0	2	0	0	0	0	0	0	0	0	0
Orig	OP:	0	0									
	OT:	0	2	0	0	0	0	0	0	0	0	0



Sorted by FUNC, SFUN, TID, SUB
 (amounts in millions)

		2015	2016	2017	2018	2019	2020	2021	2022	2023	2024	2025
SOCIAL SECURITY (650)												
028 8006 0 7 651 BC04 58 78 10 N												
Trust Revolving Fund												
Treasury Admin												
(off-budget)												
Pres 16	BA:	525	525	525	525	525	525	525	525	525	525	525
Reest	OP:	0	0									
	OT:	525	525	525	525	525	525	525	525	525	525	525
Mar 15	BA:	525	525	525	525	525	525	525	525	525	525	525
Base	OP:	0	0									
	OT:	525	525	525	525	525	525	525	525	525	525	525
Orig	BA:	510	517	522	527	533	538	544	549	555	561	566
Pres	OP:	0	0									
	OT:	510	517	522	527	533	538	544	549	555	561	566
Reest -	BA:	0	0	0	0	0	0	0	0	0	0	0
Mar15	OP:	0	0									
	OT:	0	0	0	0	0	0	0	0	0	0	0
Reest -	BA:	15	8	3	-2	-8	-13	-19	-24	-30	-36	-41
Orig	OP:	0	0									
	OT:	15	8	3	-2	-8	-13	-19	-24	-30	-36	-41




Sorted by FUNC, SFUN, TID, SUB
 (amounts in millions)

		2015	2016	2017	2018	2019	2020	2021	2022	2023	2024	2025
SOCIAL SECURITY (650)												
028 8006 0 7 651 EA01 58 78 10												
Proposed Legislation												
GPO WEP enforcement												
(off-budget)												
Pres 16	BA:	0	0	0	0	-190	-370	-470	-450	-400	-380	-380
Reest	OP:	0	0									
	OT:	0	0	0	0	-190	-370	-470	-450	-400	-380	-380
Mar 15	BA:	0	0	0	0	0	0	0	0	0	0	0
Base	OP:	0	0									
	OT:	0	0	0	0	0	0	0	0	0	0	0
Orig	BA:	0	0	0	0	-348	-769	-1,037	-1,131	-1,075	-1,065	-1,044
Pres	OP:	0	0									
	OT:	0	0	0	0	-348	-769	-1,037	-1,131	-1,075	-1,065	-1,044
Reest -	BA:	0	0	0	0	-190	-370	-470	-450	-400	-380	-380
Mar15	OP:	0	0									
	OT:	0	0	0	0	-190	-370	-470	-450	-400	-380	-380
Reest -	BA:	0	0	0	0	158	399	567	681	675	685	664
Orig	OP:	0	0									
	OT:	0	0	0	0	158	399	567	681	675	685	664




Sorted by FUNC, SFUN, TID, SUB
 (amounts in millions)

		2015	2016	2017	2018	2019	2020	2021	2022	2023	2024	2025
SOCIAL SECURITY (650)												
028 8006 0 7 651 EA02 58 78 10 JCT												
Proposed Legislation (off-budget)												
Pres 16	BA:	0	0	0	0	0	0	0	0	0	0	0
Reest	OP:	0	0									
	OT:	0	0	0	0	0	0	0	0	0	0	0
Mar 15	BA:	0	0	0	0	0	0	0	0	0	0	0
Base	OP:	0	0									
	OT:	0	0	0	0	0	0	0	0	0	0	0
Orig	BA:	0	0	0	0	-6	-6	-7	-7	-8	-9	-12
Pres	OP:	0	0									
	OT:	0	0	0	0	-6	-6	-7	-7	-8	-9	-12
Reest -	BA:	0	0	0	0	0	0	0	0	0	0	0
Mar15	OP:	0	0									
	OT:	0	0	0	0	0	0	0	0	0	0	0
Reest -	BA:	0	0	0	0	6	6	7	7	8	9	12
Orig	OP:	0	0									
	OT:	0	0	0	0	6	6	7	7	8	9	12
028 8006 0 7 651 EA03 58 78 10												
Proposed Legislation												
Verify Financial Info for Overpayment Waivers												
Pres 16	BA:	0	0	-1	-1	-1	-1	-1	-1	-1	-1	-1
Reest	OP:	0	0									
	OT:	0	0	-1	-1	-1	-1	-1	-1	-1	-1	-1
Mar 15	BA:	0	0	0	0	0	0	0	0	0	0	0
Base	OP:	0	0									
	OT:	0	0	0	0	0	0	0	0	0	0	0
Orig	BA:	0	-5	-15	-15	-16	-17	-18	-18	-19	-20	-20
Pres	OP:	0	0									
	OT:	0	-5	-15	-15	-16	-17	-18	-18	-19	-20	-20
Reest -	BA:	0	0	-1	-1	-1	-1	-1	-1	-1	-1	-1
Mar15	OP:	0	0									
	OT:	0	0	-1	-1	-1	-1	-1	-1	-1	-1	-1
Reest -	BA:	0	5	14	14	15	16	17	17	18	19	19
Orig	OP:	0	0									
	OT:	0	5	14	14	15	16	17	17	18	19	19



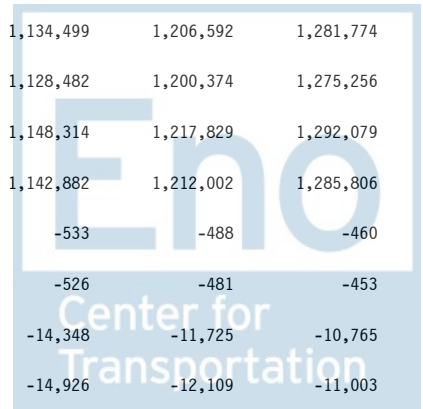
Sorted by FUNC, SFUN, TID, SUB
 (amounts in millions)

		2015	2016	2017	2018	2019	2020	2021	2022	2023	2024	2025
SOCIAL SECURITY (650)												
028 8006 0 7 651 EA04 58 78 10												
Proposed Legislation												
Same sex benefits												
Pres 16	BA:	0	5	10	10	10	10	10	10	10	10	10
Reest	OP:	0	0									
	OT:	0	5	10	10	10	10	10	10	10	10	10
Mar 15	BA:	0	0	0	0	0	0	0	0	0	0	0
Base	OP:	0	0									
	OT:	0	0	0	0	0	0	0	0	0	0	0
Orig	BA:	1	5	8	9	11	12	12	13	12	11	10
Pres	OP:	0	0									
	OT:	1	5	8	9	11	12	12	13	12	11	10
Reest -	BA:	0	5	10	10	10	10	10	10	10	10	10
Mar15	OP:	0	0									
	OT:	0	5	10	10	10	10	10	10	10	10	10
Reest -	BA:	-1	0	2	1	-1	-2	-2	-3	-2	-1	0
Orig	OP:	0	0									
	OT:	-1	0	2	1	-1	-2	-2	-3	-2	-1	0
028 8006 0 7 651 EA05 XX XX 10												
Proposed Legislation												
(off-budget)												
Pres 16	BA:	0	0	0	0	0	0	0	0	0	0	0
Reest	OP:	0	0									
	OT:	0	0	0	0	0	0	0	0	0	0	0
Mar 15	BA:	0	0	0	0	0	0	0	0	0	0	0
Base	OP:	0	0									
	OT:	0	0	0	0	0	0	0	0	0	0	0
Orig	BA:	0	0	0	-1	-3	-5	-6	-7	-9	-10	-12
Pres	OP:	0	0									
	OT:	0	0	0	-1	-3	-5	-6	-7	-9	-10	-12
Reest -	BA:	0	0	0	0	0	0	0	0	0	0	0
Mar15	OP:	0	0									
	OT:	0	0	0	0	0	0	0	0	0	0	0
Reest -	BA:	0	0	0	1	3	5	6	7	9	10	12
Orig	OP:	0	0									
	OT:	0	0	0	1	3	5	6	7	9	10	12



Sorted by FUNC, SFUN, TID, SUB
 (amounts in millions)

		2015	2016	2017	2018	2019	2020	2021	2022	2023	2024	2025
SOCIAL SECURITY (650)												
028 8006 0 7 651 EA06 58 78 10												
Proposed Legislation												
Effect of Increase in Tobacco Tax on OASI benefits												
Pres 16	BA:	0	0	0	3	8	19	37	62	98	147	201
Reest	OP:	0	0									
	OT:	0	0	0	3	8	19	37	62	98	147	201
Mar 15	BA:	0	0	0	0	0	0	0	0	0	0	0
Base	OP:	0	0									
	OT:	0	0	0	0	0	0	0	0	0	0	0
Orig	BA:	0	0	0	0	0	0	0	0	0	0	0
Pres	OP:	0	0									
	OT:	0	0	0	0	0	0	0	0	0	0	0
Reest -	BA:	0	0	0	3	8	19	37	62	98	147	201
Mar15	OP:	0	0									
	OT:	0	0	0	3	8	19	37	62	98	147	201
Reest -	BA:	0	0	0	3	8	19	37	62	98	147	201
Orig	OP:	0	0									
	OT:	0	0	0	3	8	19	37	62	98	147	201
Account Total for Federal Old-age and Survivors Insurance Trust Fund												
Pres 16	BA:	743,881	778,377	822,886	878,465	937,434	1,000,760	1,065,751	1,133,966	1,206,104	1,281,314	1,359,680
Reest	OP:	363	326									
	OT:	741,131	774,669	818,269	873,555	932,127	995,355	1,060,142	1,127,956	1,199,893	1,274,803	1,352,969
Mar 15	BA:	743,881	778,266	822,793	878,403	937,619	1,001,178	1,066,290	1,134,499	1,206,592	1,281,774	1,360,128
Base	OP:	363	326									
	OT:	741,131	774,570	818,180	873,488	932,303	995,761	1,060,673	1,128,482	1,200,374	1,275,256	1,353,409
Orig	BA:	751,947	796,133	845,434	901,001	959,977	1,021,945	1,083,324	1,148,314	1,217,829	1,292,079	1,369,905
Pres	OP:	402	403									
	OT:	747,920	792,436	841,170	896,298	954,962	1,016,634	1,078,239	1,142,882	1,212,002	1,285,806	1,363,183
Reest -	BA:	0	111	93	62	-185	-418	-539	-533	-488	-460	-448
Mar15	OP:	0	0									
	OT:	0	99	89	67	-176	-406	-531	-526	-481	-453	-440
Reest -	BA:	-8,066	-17,756	-22,548	-22,536	-22,543	-21,185	-17,573	-14,348	-11,725	-10,765	-10,225
Orig	OP:	-39	-77									
	OT:	-6,789	-17,767	-22,901	-22,743	-22,835	-21,279	-18,097	-14,926	-12,109	-11,003	-10,214



Sorted by FUNC, SFUN, TID, SUB
 (amounts in millions)

		2015	2016	2017	2018	2019	2020	2021	2022	2023	2024	2025
SOCIAL SECURITY (650)												
Federal Disability Insurance Trust Fund												
028 8007 0 7 651 AA01 LA LA 03 0												
Appropriation												
OIG												
(off-budget)												
Pres 16	BA:	36	39	39	40	40	40	41	42	43	44	45
Reest	OP:	5	5									
	OT:	36	38	39	40	40	40	41	42	43	44	45
Mar 15	BA:	36	37	38	39	41	42	43	45	46	48	49
Base	OP:	5	5									
	OT:	36	36	38	39	41	42	43	45	46	48	49
Orig	BA:	36	39	39	40	40	40	41	42	43	44	45
Pres	OP:	4	4									
	OT:	36	39	39	40	40	40	41	42	43	44	45
Reest -	BA:	0	2	1	1	-1	-2	-2	-3	-3	-4	-4
Mar15	OP:	0	0									
	OT:	0	2	1	1	-1	-2	-2	-3	-3	-4	-4
Reest -	BA:	0	0	0	0	0	0	0	0	0	0	0
Orig	OP:	1	1									
	OT:	0	-1	0	0	0	0	0	0	0	0	0



Sorted by FUNC, SFUN, TID, SUB
 (amounts in millions)

		2015	2016	2017	2018	2019	2020	2021	2022	2023	2024	2025
SOCIAL SECURITY (650)												
028 8007 0 7 651 AA02 LA LA 03 0 LAE												
Appropriation												
LAE												
(off-budget)												
Pres 16	BA:	2,354	2,515	2,566	2,618	2,644	2,670	2,724	2,778	2,834	2,890	2,948
Reest	OP:	388	322									
	OT:	2,460	2,535	2,550	2,609	2,638	2,665	2,716	2,768	2,824	2,880	2,938
Mar 15	BA:	2,354	2,418	2,489	2,570	2,653	2,739	2,825	2,916	3,007	3,101	3,198
Base	OP:	388	322									
	OT:	2,460	2,450	2,477	2,556	2,638	2,724	2,810	2,900	2,991	3,084	3,181
Orig	BA:	2,354	2,515	2,566	2,618	2,644	2,670	2,724	2,778	2,834	2,890	2,948
Pres	OP:	367	363									
	OT:	2,404	2,540	2,559	2,611	2,641	2,666	2,717	2,771	2,825	2,883	2,940
Reest -	BA:	0	97	77	48	-9	-69	-101	-138	-173	-211	-250
Mar15	OP:	0	0									
	OT:	0	85	73	53	0	-59	-94	-132	-167	-204	-243
Reest -	BA:	0	0	0	0	0	0	0	0	0	0	0
Orig	OP:	21	-41									
	OT:	56	-5	-9	-2	-3	-1	-1	-3	-1	-3	-2



Sorted by FUNC, SFUN, TID, SUB
 (amounts in millions)

		2015	2016	2017	2018	2019	2020	2021	2022	2023	2024	2025
SOCIAL SECURITY (650)												
028 8007 0 7 651 AA03 LA LA 03 0 PRGINT LAE												
Appropriation												
(off-budget)												
Pres 16	BA:	412	471	0	0	0	0	0	0	0	0	0
Reest	OP:	0	25									
	OT:	363	439	53	28	0	0	0	0	0	0	0
Mar 15	BA:	412	423	436	450	464	479	495	510	526	543	560
Base	OP:	0	25									
	OT:	363	397	434	448	461	476	492	507	523	540	557
Orig	BA:	412	471	0	0	0	0	0	0	0	0	0
Pres	OP:	0	0									
	OT:	412	471	0	0	0	0	0	0	0	0	0
Reest -	BA:	0	48	-436	-450	-464	-479	-495	-510	-526	-543	-560
Mar15	OP:	0	0									
	OT:	0	42	-381	-420	-461	-476	-492	-507	-523	-540	-557
Reest -	BA:	0	0	0	0	0	0	0	0	0	0	0
Orig	OP:	0	25									
	OT:	-49	-32	53	28	0	0	0	0	0	0	0



Sorted by FUNC, SFUN, TID, SUB
 (amounts in millions)

		2015	2016	2017	2018	2019	2020	2021	2022	2023	2024	2025
SOCIAL SECURITY (650)												
028 8007 0 7 651 AA05 LA LA 03 0 LAE												
Appropriation												
Program Integrity Base												
(off-budget)												
Pres 16	BA:	19	30	0	0	0	0	0	0	0	0	0
Reest	OP:	0	1									
	OT:	17	27	3	2	0	0	0	0	0	0	0
Mar 15	BA:	19	20	20	21	21	22	23	24	24	25	26
Base	OP:	0	1									
	OT:	17	19	20	21	21	22	23	24	24	25	26
Orig	BA:	19	30	0	0	0	0	0	0	0	0	0
Pres	OP:	0	0									
	OT:	19	30	0	0	0	0	0	0	0	0	0
Reest -	BA:	0	10	-20	-21	-21	-22	-23	-24	-24	-25	-26
Mar15	OP:	0	0									
	OT:	0	8	-17	-19	-21	-22	-23	-24	-24	-25	-26
Reest -	BA:	0	0	0	0	0	0	0	0	0	0	0
Orig	OP:	0	1									
	OT:	-2	-3	3	2	0	0	0	0	0	0	0



Sorted by FUNC, SFUN, TID, SUB
 (amounts in millions)

		2015	2016	2017	2018	2019	2020	2021	2022	2023	2024	2025
SOCIAL SECURITY (650)												
028 8007 0 7 651 BC01 58 78 10 N												
Trust Revolving Fund												
DI Benefits												
(off-budget)												
Pres 16	BA:	144,500	148,000	152,900	158,500	164,500	171,100	179,600	188,500	197,700	207,500	216,700
Reest	OP:	0	0									
	OT:	144,200	147,600	152,400	158,000	164,000	170,400	178,900	187,700	196,900	206,700	215,900
Mar 15	BA:	144,500	148,000	152,900	158,500	164,500	171,100	179,600	188,500	197,700	207,500	216,700
Base	OP:	0	0									
	OT:	144,200	147,600	152,400	158,000	164,000	170,400	178,900	187,700	196,900	206,700	215,900
Orig	BA:	145,398	148,741	153,187	158,324	163,829	169,717	177,032	184,833	192,769	200,557	208,969
Pres	OP:	0	0									
	OT:	145,115	148,466	152,838	157,879	163,372	169,239	176,382	184,172	192,099	199,898	208,332
Reest -	BA:	0	0	0	0	0	0	0	0	0	0	0
Mar15	OP:	0	0									
	OT:	0	0	0	0	0	0	0	0	0	0	0
Reest -	BA:	-898	-741	-287	176	671	1,383	2,568	3,667	4,931	6,943	7,731
Orig	OP:	0	0									
	OT:	-915	-866	-438	121	628	1,161	2,518	3,528	4,801	6,802	7,568



Sorted by FUNC, SFUN, TID, SUB
 (amounts in millions)

		2015	2016	2017	2018	2019	2020	2021	2022	2023	2024	2025
SOCIAL SECURITY (650)												
028 8007 0 7 651 BC02 58 78 10 N												
Trust Revolving Fund												
Payment of DI Interchange												
(off-budget)												
Pres 16	BA:	389	349	316	278	238	200	161	133	116	108	99
Reest	OP:	0	0									
	OT:	389	349	316	278	238	200	161	133	116	108	99
Mar 15	BA:	389	349	316	278	238	200	161	133	116	108	99
Base	OP:	0	0									
	OT:	389	349	316	278	238	200	161	133	116	108	99
Orig	BA:	389	349	316	278	238	200	161	133	116	108	99
Pres	OP:	0	0									
	OT:	389	349	316	278	238	200	161	133	116	108	99
Reest -	BA:	0	0	0	0	0	0	0	0	0	0	0
Mar15	OP:	0	0									
	OT:	0	0	0	0	0	0	0	0	0	0	0
Reest -	BA:	0	0	0	0	0	0	0	0	0	0	0
Orig	OP:	0	0									
	OT:	0	0	0	0	0	0	0	0	0	0	0



Sorted by FUNC, SFUN, TID, SUB
 (amounts in millions)

		2015	2016	2017	2018	2019	2020	2021	2022	2023	2024	2025
SOCIAL SECURITY (650)												
028 8007 0 7 651 BC03 58 78 10 N												
Trust Revolving Fund												
Treasury Admin												
(off-budget)												
Pres 16	BA:	100	100	100	100	100	100	100	100	100	100	100
Reest	OP:	0	0									
	OT:	100	100	100	100	100	100	100	100	100	100	100
Mar 15	BA:	100	100	100	100	100	100	100	100	100	100	100
Base	OP:	0	0									
	OT:	100	100	100	100	100	100	100	100	100	100	100
Orig	BA:	95	96	97	98	100	101	102	103	104	106	107
Pres	OP:	0	0									
	OT:	95	96	97	98	100	101	102	103	104	106	107
Reest -	BA:	0	0	0	0	0	0	0	0	0	0	0
Mar15	OP:	0	0									
	OT:	0	0	0	0	0	0	0	0	0	0	0
Reest -	BA:	5	4	3	2	0	-1	-2	-3	-4	-6	-7
Orig	OP:	0	0									
	OT:	5	4	3	2	0	-1	-2	-3	-4	-6	-7



Sorted by FUNC, SFUN, TID, SUB
 (amounts in millions)

		2015	2016	2017	2018	2019	2020	2021	2022	2023	2024	2025
SOCIAL SECURITY (650)												
028 8007 0 7 651 BC05 58 78 10 N												
Trust Revolving Fund												
(off-budget)												
Pres 16	BA:	0	-9	0	0	0	0	0	0	0	0	0
Reest	OP:	0	0									
	OT:	0	-9	0	0	0	0	0	0	0	0	0
Mar 15	BA:	0	-9	0	0	0	0	0	0	0	0	0
Base	OP:	0	0									
	OT:	0	-9	0	0	0	0	0	0	0	0	0
Orig	BA:	0	0	0	0	0	0	0	0	0	0	0
Pres	OP:	0	0									
	OT:	0	0	0	0	0	0	0	0	0	0	0
Reest -	BA:	0	0	0	0	0	0	0	0	0	0	0
Mar15	OP:	0	0									
	OT:	0	0	0	0	0	0	0	0	0	0	0
Reest -	BA:	0	-9	0	0	0	0	0	0	0	0	0
Orig	OP:	0	0									
	OT:	0	-9	0	0	0	0	0	0	0	0	0



Sorted by FUNC, SFUN, TID, SUB
 (amounts in millions)

		2015	2016	2017	2018	2019	2020	2021	2022	2023	2024	2025
SOCIAL SECURITY (650)												
028 8007 0 7 651 EA01 58 78 10												
Proposed Legislation												
Same Sex Couples												
(off-budget)												
Pres 16	BA:	0	1	1	1	1	1	1	1	1	1	1
Reest	OP:	0	0									
	OT:	0	1	1	1	1	1	1	1	1	1	1
Mar 15	BA:	0	0	0	0	0	0	0	0	0	0	0
Base	OP:	0	0									
	OT:	0	0	0	0	0	0	0	0	0	0	0
Orig	BA:	0	0	0	0	0	1	1	1	2	3	4
Pres	OP:	0	0									
	OT:	0	0	0	0	0	1	1	1	2	3	4
Reest -	BA:	0	1	1	1	1	1	1	1	1	1	1
Mar15	OP:	0	0									
	OT:	0	1	1	1	1	1	1	1	1	1	1
Reest -	BA:	0	1	1	1	1	0	0	0	-1	-2	-3
Orig	OP:	0	0									
	OT:	0	1	1	1	1	0	0	0	-1	-2	-3



Sorted by FUNC, SFUN, TID, SUB
 (amounts in millions)

		2015	2016	2017	2018	2019	2020	2021	2022	2023	2024	2025
SOCIAL SECURITY (650)												
028 8007 0 7 651 EA02 58 78 10												
Proposed Legislation												
GPO WEP enforcement												
(off-budget)												
Pres 16	BA:	0	0	0	0	-3	-7	-10	-11	-10	-10	-10
Reest	OP:	0	0									
	OT:	0	0	0	0	-3	-7	-10	-11	-10	-10	-10
Mar 15	BA:	0	0	0	0	0	0	0	0	0	0	0
Base	OP:	0	0									
	OT:	0	0	0	0	0	0	0	0	0	0	0
Orig	BA:	0	0	0	0	-3	-7	-10	-11	-10	-10	-10
Pres	OP:	0	0									
	OT:	0	0	0	0	-3	-7	-10	-11	-10	-10	-10
Reest -	BA:	0	0	0	0	-3	-7	-10	-11	-10	-10	-10
Mar15	OP:	0	0									
	OT:	0	0	0	0	-3	-7	-10	-11	-10	-10	-10
Reest -	BA:	0	0	0	0	0	0	0	0	0	0	0
Orig	OP:	0	0									
	OT:	0	0	0	0	0	0	0	0	0	0	0



Sorted by FUNC, SFUN, TID, SUB
 (amounts in millions)

		2015	2016	2017	2018	2019	2020	2021	2022	2023	2024	2025
SOCIAL SECURITY (650)												
028 8007 0 7 651 EA03 58 78 10												
Proposed Legislation												
Verify financial info for overpayment waivers												
(off-budget)												
Pres 16	BA:	0	0	-1	-1	-1	-1	-1	-1	-1	-1	-1
Reest	OP:	0	0									
	OT:	0	0	-1	-1	-1	-1	-1	-1	-1	-1	-1
Mar 15	BA:	0	0	0	0	0	0	0	0	0	0	0
Base	OP:	0	0									
	OT:	0	0	0	0	0	0	0	0	0	0	0
Orig	BA:	0	0	-1	-2	-2	-2	-2	-2	-2	-2	-2
Pres	OP:	0	0									
	OT:	0	0	-1	-2	-2	-2	-2	-2	-2	-2	-2
Reest -	BA:	0	0	-1	-1	-1	-1	-1	-1	-1	-1	-1
Mar15	OP:	0	0									
	OT:	0	0	-1	-1	-1	-1	-1	-1	-1	-1	-1
Reest -	BA:	0	0	0	1	1	1	1	1	1	1	1
Orig	OP:	0	0									
	OT:	0	0	0	1	1	1	1	1	1	1	1



Sorted by FUNC, SFUN, TID, SUB
 (amounts in millions)

		2015	2016	2017	2018	2019	2020	2021	2022	2023	2024	2025
SOCIAL SECURITY (650)												
028 8007 0 7 651 EA04 58 78 10												
Proposed Legislation												
(off-budget)												
Pres 16	BA:	0	0	0	0	0	0	0	0	0	0	0
Reest	OP:	0	0									
	OT:	0	0	0	0	0	0	0	0	0	0	0
Mar 15	BA:	0	0	0	0	0	0	0	0	0	0	0
Base	OP:	0	0									
	OT:	0	0	0	0	0	0	0	0	0	0	0
Orig	BA:	0	0	0	-1	-1	-1	-1	-1	-1	-1	-1
Pres	OP:	0	0									
	OT:	0	0	0	-1	-1	-1	-1	-1	-1	-1	-1
Reest -	BA:	0	0	0	0	0	0	0	0	0	0	0
Mar15	OP:	0	0									
	OT:	0	0	0	0	0	0	0	0	0	0	0
Reest -	BA:	0	0	0	1	1	1	1	1	1	1	1
Orig	OP:	0	0									
	OT:	0	0	0	1	1	1	1	1	1	1	1



Sorted by FUNC, SFUN, TID, SUB
 (amounts in millions)

		2015	2016	2017	2018	2019	2020	2021	2022	2023	2024	2025
SOCIAL SECURITY (650)												
028 8007 0 7 651 EA05 58 78 10												
Proposed Legislation												
(off-budget)												
Pres 16	BA:	0	0	0	0	0	0	0	0	0	0	0
Reest	OP:	0	0									
	OT:	0	0	0	0	0	0	0	0	0	0	0
Mar 15	BA:	0	0	0	0	0	0	0	0	0	0	0
Base	OP:	0	0									
	OT:	0	0	0	0	0	0	0	0	0	0	0
Orig	BA:	0	0	0	0	-125	-131	-140	-153	-174	-201	-247
Pres	OP:	0	0									
	OT:	0	0	0	0	-125	-131	-140	-153	-174	-201	-247
Reest -	BA:	0	0	0	0	0	0	0	0	0	0	0
Mar15	OP:	0	0									
	OT:	0	0	0	0	0	0	0	0	0	0	0
Reest -	BA:	0	0	0	0	125	131	140	153	174	201	247
Orig	OP:	0	0									
	OT:	0	0	0	0	125	131	140	153	174	201	247



Sorted by FUNC, SFUN, TID, SUB
 (amounts in millions)

		2015	2016	2017	2018	2019	2020	2021	2022	2023	2024	2025
SOCIAL SECURITY (650)												
028 8007 0 7 651 EA06 58 78 10												
Proposed Legislation												
UI/DI Concurrent Receipt												
(off-budget)												
Pres 16	BA:	0	0	-30	-130	-190	-200	-200	-210	-220	-230	-240
Reest	OP:	0	0									
	OT:	0	0	-30	-130	-190	-200	-200	-210	-220	-230	-240
Mar 15	BA:	0	0	0	0	0	0	0	0	0	0	0
Base	OP:	0	0									
	OT:	0	0	0	0	0	0	0	0	0	0	0
Orig	BA:	0	0	-37	-180	-265	-269	-275	-287	-299	-311	-324
Pres	OP:	0	0									
	OT:	0	0	-37	-180	-265	-269	-275	-287	-299	-311	-324
Reest -	BA:	0	0	-30	-130	-190	-200	-200	-210	-220	-230	-240
Mar15	OP:	0	0									
	OT:	0	0	-30	-130	-190	-200	-200	-210	-220	-230	-240
Reest -	BA:	0	0	7	50	75	69	75	77	79	81	84
Orig	OP:	0	0									
	OT:	0	0	7	50	75	69	75	77	79	81	84



Sorted by FUNC, SFUN, TID, SUB
 (amounts in millions)

		2015	2016	2017	2018	2019	2020	2021	2022	2023	2024	2025
SOCIAL SECURITY (650)												
028 8007 0 7 651 EA07 58 78 10												
Proposed Legislation												
Program Integrity Administrative Expenses												
(off-budget)												
Pres 16	BA:	0	0	449	299	309	300	310	324	333	345	360
Reest	OP:	0	0									
	OT:	0	0	395	290	317	300	309	322	331	343	357
Mar 15	BA:	0	0	0	0	0	0	0	0	0	0	0
Base	OP:	0	0									
	OT:	0	0	0	0	0	0	0	0	0	0	0
Orig	BA:	0	0	449	299	309	300	310	324	333	345	360
Pres	OP:	0	0									
	OT:	0	0	449	299	309	300	310	324	333	345	360
Reest -	BA:	0	0	449	299	309	300	310	324	333	345	360
Mar15	OP:	0	0									
	OT:	0	0	395	290	317	300	309	322	331	343	357
Reest -	BA:	0	0	0	0	0	0	0	0	0	0	0
Orig	OP:	0	0									
	OT:	0	0	-54	-9	8	0	-1	-2	-2	-2	-3



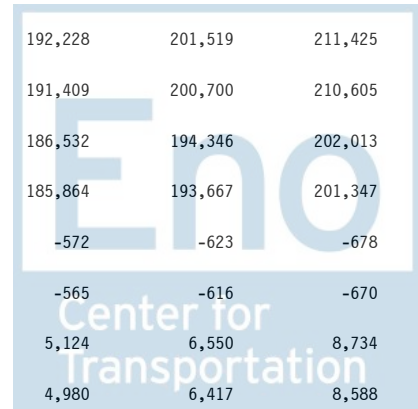
Sorted by FUNC, SFUN, TID, SUB
 (amounts in millions)

		2015	2016	2017	2018	2019	2020	2021	2022	2023	2024	2025
SOCIAL SECURITY (650)												
028 8007 0 7 651 EE01 XX XX 10												
Non-scoreable secondary effect (off-budget)												
Pres 16	BA:	0	0	0	0	0	0	0	0	0	0	0
Reest	OP:	0	0									
	OT:	0	0	0	0	0	0	0	0	0	0	0
Mar 15	BA:	0	0	0	0	0	0	0	0	0	0	0
Base	OP:	0	0									
	OT:	0	0	0	0	0	0	0	0	0	0	0
Orig	BA:	0	0	-56	-301	-490	-653	-806	-956	-1,109	-1,267	-1,431
Pres	OP:	0	0									
	OT:	0	0	-56	-301	-490	-653	-806	-956	-1,109	-1,267	-1,431
Reest -	BA:	0	0	0	0	0	0	0	0	0	0	0
Mar15	OP:	0	0									
	OT:	0	0	0	0	0	0	0	0	0	0	0
Reest -	BA:	0	0	56	301	490	653	806	956	1,109	1,267	1,431
Orig	OP:	0	0									
	OT:	0	0	56	301	490	653	806	956	1,109	1,267	1,431



Sorted by FUNC, SFUN, TID, SUB
 (amounts in millions)

		2015	2016	2017	2018	2019	2020	2021	2022	2023	2024	2025
SOCIAL SECURITY (650)												
028 8007 0 7 651 EE02 XX XX 10												
Non-scoreable secondary effect (off-budget)												
Pres 16	BA:	0	0	0	0	0	0	0	0	0	0	0
Reest	OP:	0	0									
	OT:	0	0	0	0	0	0	0	0	0	0	0
Mar 15	BA:	0	0	0	0	0	0	0	0	0	0	0
Base	OP:	0	0									
	OT:	0	0	0	0	0	0	0	0	0	0	0
Orig	BA:	0	-66	-310	-335	-312	-298	-285	-272	-260	-248	-237
Pres	OP:	0	0									
	OT:	0	-66	-310	-335	-312	-298	-285	-272	-260	-248	-237
Reest -	BA:	0	0	0	0	0	0	0	0	0	0	0
Mar15	OP:	0	0									
	OT:	0	0	0	0	0	0	0	0	0	0	0
Reest -	BA:	0	66	310	335	312	298	285	272	260	248	237
Orig	OP:	0	0									
	OT:	0	66	310	335	312	298	285	272	260	248	237
Account Total for Federal Disability Insurance Trust Fund												
Pres 16	BA:	147,810	151,496	156,340	161,705	167,638	174,203	182,726	191,656	200,896	210,747	220,002
Reest	OP:	393	353									
	OT:	147,565	151,080	155,826	161,217	167,140	173,498	182,017	190,844	200,084	209,935	219,189
Mar 15	BA:	147,810	151,338	156,299	161,958	168,017	174,682	183,247	192,228	201,519	211,425	220,732
Base	OP:	393	353									
	OT:	147,565	150,942	155,785	161,442	167,499	173,964	182,529	191,409	200,700	210,605	219,912
Orig	BA:	148,703	152,175	156,250	160,838	165,962	171,668	178,852	186,532	194,346	202,013	210,280
Pres	OP:	371	367									
	OT:	148,470	151,925	155,894	160,386	165,502	171,186	178,195	185,864	193,667	201,347	209,635
Reest -	BA:	0	158	41	-253	-379	-479	-521	-572	-623	-678	-730
Mar15	OP:	0	0									
	OT:	0	138	41	-225	-359	-466	-512	-565	-616	-670	-723
Reest -	BA:	-893	-679	90	867	1,676	2,535	3,874	5,124	6,550	8,734	9,722
Orig	OP:	22	-14									
	OT:	-905	-845	-68	831	1,638	2,312	3,822	4,980	6,417	8,588	9,554



Sorted by FUNC, SFUN, TID, SUB
 (amounts in millions)

		2015	2016	2017	2018	2019	2020	2021	2022	2023	2024	2025
SOCIAL SECURITY (650)												
Limitation on administrative expenses												
028 8704 0 7 651 AA01 LA LA 03												
Appropriation												
(off-budget)												
Pres 16	BA:	0	0	0	1	0	0	0	0	0	0	0
Reest	OP:	0	0									
	OT:	0	0	0	0	0	0	0	0	0	0	0
Mar 15	BA:	0	0	0	0	0	0	0	0	0	0	0
Base	OP:	0	0									
	OT:	0	0	0	0	0	0	0	0	0	0	0
Orig	BA:	0	0	0	1	0	0	0	0	0	0	0
Pres	OP:	1,670	1,625									
	OT:	-56	-6	0	0	0	0	0	0	0	0	0
Reest -	BA:	0	0	0	1	0	0	0	0	0	0	0
Mar15	OP:	0	0									
	OT:	0	0	0	0	0	0	0	0	0	0	0
Reest -	BA:	0	0	0	0	0	0	0	0	0	0	0
Orig	OP:	-1,670	-1,625									
	OT:	56	6	0	0	0	0	0	0	0	0	0



Sorted by FUNC, SFUN, TID, SUB
 (amounts in millions)

		2015	2016	2017	2018	2019	2020	2021	2022	2023	2024	2025
SOCIAL SECURITY (650)												
028 8704 0 7 651 BB01 58 78 10												
Trust Fund												
(off-budget)												
Pres 16	BA:	0	0	0	0	0	0	0	0	0	0	0
Reest	OP:	0	0									
	OT:	0	0	0	0	0	0	0	0	0	0	0
Mar 15	BA:	0	0	0	0	0	0	0	0	0	0	0
Base	OP:	0	0									
	OT:	0	0	0	0	0	0	0	0	0	0	0
Orig	BA:	0	0	0	0	0	0	0	0	0	0	0
Pres	OP:	6	6									
	OT:	6	6	0	0	0	0	0	0	0	0	0
Reest -	BA:	0	0	0	0	0	0	0	0	0	0	0
Mar15	OP:	0	0									
	OT:	0	0	0	0	0	0	0	0	0	0	0
Reest -	BA:	0	0	0	0	0	0	0	0	0	0	0
Orig	OP:	-6	-6									
	OT:	-6	-6	0	0	0	0	0	0	0	0	0



Sorted by FUNC, SFUN, TID, SUB
 (amounts in millions)

		2015	2016	2017	2018	2019	2020	2021	2022	2023	2024	2025
SOCIAL SECURITY (650)												
028 8704 0 7 651 EA01 58 78 10												
Proposed Legislation												
GPO WEP mandatory Admin												
(off-budget)												
Pres 16	BA:	0	70	0	0	0	0	0	0	0	0	0
Reest	OP:	0	0									
	OT:	0	18	28	24	0	0	0	0	0	0	0
Mar 15	BA:	0	0	0	0	0	0	0	0	0	0	0
Base	OP:	0	0									
	OT:	0	0	0	0	0	0	0	0	0	0	0
Orig	BA:	0	70	0	0	0	0	0	0	0	0	0
Pres	OP:	0	0									
	OT:	0	18	28	24	0	0	0	0	0	0	0
Reest -	BA:	0	70	0	0	0	0	0	0	0	0	0
Mar15	OP:	0	0									
	OT:	0	18	28	24	0	0	0	0	0	0	0
Reest -	BA:	0	0	0	0	0	0	0	0	0	0	0
Orig	OP:	0	0									
	OT:	0	0	0	0	0	0	0	0	0	0	0



Sorted by FUNC, SFUN, TID, SUB
 (amounts in millions)

		2015	2016	2017	2018	2019	2020	2021	2022	2023	2024	2025
SOCIAL SECURITY (650)												
028 8704 0 7 651 EA02 58 78 10												
Proposed Legislation												
Quarterly Wage Reporting Mandatory Admin												
(off-budget)												
Pres 16	BA:	0	140	0	0	0	0	0	0	0	0	0
Reest	OP:	0	0									
	OT:	0	20	30	90	0	0	0	0	0	0	0
Mar 15	BA:	0	0	0	0	0	0	0	0	0	0	0
Base	OP:	0	0									
	OT:	0	0	0	0	0	0	0	0	0	0	0
Orig	BA:	0	140	0	0	0	0	0	0	0	0	0
Pres	OP:	0	0									
	OT:	0	20	30	90	0	0	0	0	0	0	0
Reest -	BA:	0	140	0	0	0	0	0	0	0	0	0
Mar15	OP:	0	0									
	OT:	0	20	30	90	0	0	0	0	0	0	0
Reest -	BA:	0	0	0	0	0	0	0	0	0	0	0
Orig	OP:	0	0									
	OT:	0	0	0	0	0	0	0	0	0	0	0



Sorted by FUNC, SFUN, TID, SUB
 (amounts in millions)

		2015	2016	2017	2018	2019	2020	2021	2022	2023	2024	2025
SOCIAL SECURITY (650)												
028 8704 0 7 651 EA03 58 78 10												
Proposed Legislation												
Worker Comp Mandatory Admin												
(off-budget)												
Pres 16	BA:	0	10	0	0	0	0	0	0	0	0	0
Reest	OP:	0	0									
	OT:	0	5	5	0	0	0	0	0	0	0	0
Mar 15	BA:	0	0	0	0	0	0	0	0	0	0	0
Base	OP:	0	0									
	OT:	0	0	0	0	0	0	0	0	0	0	0
Orig	BA:	0	10	0	0	0	0	0	0	0	0	0
Pres	OP:	0	0									
	OT:	0	5	5	0	0	0	0	0	0	0	0
Reest -	BA:	0	10	0	0	0	0	0	0	0	0	0
Mar15	OP:	0	0									
	OT:	0	5	5	0	0	0	0	0	0	0	0
Reest -	BA:	0	0	0	0	0	0	0	0	0	0	0
Orig	OP:	0	0									
	OT:	0	0	0	0	0	0	0	0	0	0	0



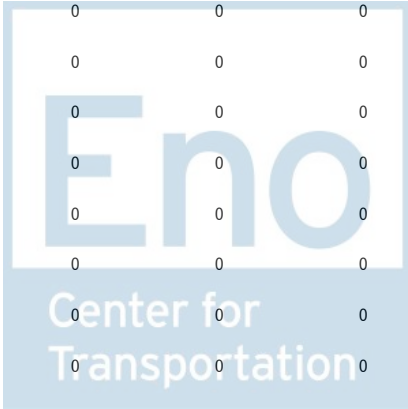
Sorted by FUNC, SFUN, TID, SUB
 (amounts in millions)

		2015	2016	2017	2018	2019	2020	2021	2022	2023	2024	2025
SOCIAL SECURITY (650)												
028 8704 0 7 651 EA04 58 78 10												
Proposed Legislation												
OPM/SSA Reconciliation Admin												
(off-budget)												
Pres 16	BA:	0	6	0	0	0	0	0	0	0	0	0
Reest	OP:	0	0									
	OT:	0	6	0	0	0	0	0	0	0	0	0
Mar 15	BA:	0	0	0	0	0	0	0	0	0	0	0
Base	OP:	0	0									
	OT:	0	0	0	0	0	0	0	0	0	0	0
Orig	BA:	0	6	0	0	0	0	0	0	0	0	0
Pres	OP:	0	0									
	OT:	0	6	0	0	0	0	0	0	0	0	0
Reest -	BA:	0	6	0	0	0	0	0	0	0	0	0
Mar15	OP:	0	0									
	OT:	0	6	0	0	0	0	0	0	0	0	0
Reest -	BA:	0	0	0	0	0	0	0	0	0	0	0
Orig	OP:	0	0									
	OT:	0	0	0	0	0	0	0	0	0	0	0



Sorted by FUNC, SFUN, TID, SUB
 (amounts in millions)

		2015	2016	2017	2018	2019	2020	2021	2022	2023	2024	2025
SOCIAL SECURITY (650)												
028 8704 0 7 651 EA05 58 78 10												
Proposed Legislation												
Receipt of transfer of mandatory admin												
(off-budget)												
Pres 16	BA:	0	-226	0	0	0	0	0	0	0	0	0
Reest	OP:	0	0									
	OT:	0	-226	0	0	0	0	0	0	0	0	0
Mar 15	BA:	0	0	0	0	0	0	0	0	0	0	0
Base	OP:	0	0									
	OT:	0	0	0	0	0	0	0	0	0	0	0
Orig	BA:	0	-226	0	0	0	0	0	0	0	0	0
Pres	OP:	0	0									
	OT:	0	-226	0	0	0	0	0	0	0	0	0
Reest -	BA:	0	-226	0	0	0	0	0	0	0	0	0
Mar15	OP:	0	0									
	OT:	0	-226	0	0	0	0	0	0	0	0	0
Reest -	BA:	0	0	0	0	0	0	0	0	0	0	0
Orig	OP:	0	0									
	OT:	0	0	0	0	0	0	0	0	0	0	0
Account Total for Limitation on administrative expenses												
Pres 16	BA:	0	0	0	1	0	0	0	0	0	0	0
Reest	OP:	0	0									
	OT:	0	-177	63	114	0	0	0	0	0	0	0
Mar 15	BA:	0	0	0	0	0	0	0	0	0	0	0
Base	OP:	0	0									
	OT:	0	0	0	0	0	0	0	0	0	0	0
Orig	BA:	0	0	0	1	0	0	0	0	0	0	0
Pres	OP:	1,676	1,631									
	OT:	-50	-177	63	114	0	0	0	0	0	0	0
Reest -	BA:	0	0	0	1	0	0	0	0	0	0	0
Mar15	OP:	0	0									
	OT:	0	-177	63	114	0	0	0	0	0	0	0
Reest -	BA:	0	0	0	0	0	0	0	0	0	0	0
Orig	OP:	-1,676	-1,631									
	OT:	50	0	0	0	0	0	0	0	0	0	0



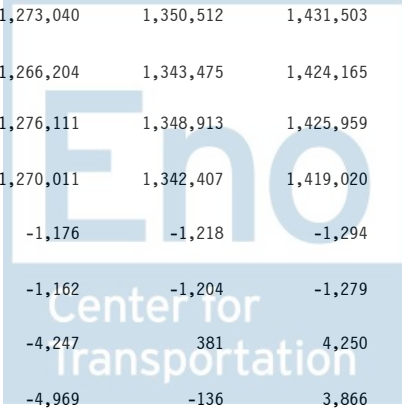
Sorted by FUNC, SFUN, TID, SUB
 (amounts in millions)

		2015	2016	2017	2018	2019	2020	2021	2022	2023	2024	2025
SOCIAL SECURITY (650)												
Subfunction Total for 651 Social security (651)												
Pres 16	BA:	891,584	929,994	979,110	1,040,050	1,104,946	1,174,833	1,248,342	1,325,482	1,406,856	1,491,911	1,579,527
Reest	OP:	823	722									
	OT:	888,656	925,736	974,070	1,034,782	1,099,141	1,168,723	1,242,024	1,318,660	1,399,833	1,484,588	1,572,003
Mar 15	BA:	891,584	929,499	978,976	1,040,240	1,105,510	1,175,730	1,249,402	1,326,587	1,407,967	1,493,049	1,580,705
Base	OP:	823	722									
	OT:	888,656	925,450	973,877	1,034,826	1,099,676	1,169,595	1,243,067	1,319,751	1,400,930	1,485,711	1,573,166
Orig	BA:	900,536	948,418	1,001,569	1,061,724	1,125,822	1,193,495	1,262,057	1,334,726	1,412,054	1,493,971	1,580,063
Pres	OP:	2,524	2,453									
	OT:	896,294	944,338	997,040	1,056,699	1,120,347	1,187,701	1,256,314	1,328,626	1,405,548	1,487,032	1,572,696
Reest -	BA:	0	495	134	-190	-564	-897	-1,060	-1,105	-1,111	-1,138	-1,178
Mar15	OP:	0	0									
	OT:	0	286	193	-44	-535	-872	-1,043	-1,091	-1,097	-1,123	-1,163
Reest -	BA:	-8,952	-18,424	-22,459	-21,674	-20,876	-18,662	-13,715	-9,244	-5,198	-2,060	-536
Orig	OP:	-1,701	-1,731									
	OT:	-7,638	-18,602	-22,970	-21,917	-21,206	-18,978	-14,290	-9,966	-5,715	-2,444	-693



Sorted by FUNC, SFUN, TID, SUB
 (amounts in millions)

		2015	2016	2017	2018	2019	2020	2021	2022	2023	2024	2025
Function Total for 650 SOCIAL SECURITY (650)												
On Budget												
Pres 16	BA:	31,554	34,116	36,544	39,419	42,651	46,132	49,758	53,618	57,562	61,702	65,961
Reest	OP:	67	43									
	OT:	31,621	34,159	36,572	39,436	42,651	46,132	49,758	53,618	57,562	61,702	65,961
Mar 15	BA:	31,554	33,885	36,535	39,407	42,634	46,104	49,712	53,547	57,455	61,546	65,751
Base	OP:	67	43									
	OT:	31,621	33,928	36,563	39,424	42,634	46,104	49,712	53,547	57,455	61,546	65,751
Orig	BA:	31,026	36,189	39,349	42,704	46,472	50,425	54,352	58,615	63,141	68,012	73,181
Pres	OP:	75	52									
	OT:	31,094	36,233	39,377	42,721	46,472	50,424	54,351	58,615	63,141	68,012	73,181
Reest -	BA:	0	231	9	12	17	28	46	71	107	156	210
Mar15	OP:	0	0									
	OT:	0	231	9	12	17	28	46	71	107	156	210
Reest -	BA:	528	-2,073	-2,805	-3,285	-3,821	-4,293	-4,594	-4,997	-5,579	-6,310	-7,220
Orig	OP:	-8	-9									
	OT:	527	-2,074	-2,805	-3,285	-3,821	-4,292	-4,593	-4,997	-5,579	-6,310	-7,220
Off Budget												
Pres 16	BA:	860,030	895,878	942,566	1,000,631	1,062,295	1,128,701	1,198,584	1,271,864	1,349,294	1,430,209	1,513,566
Reest	OP:	756	679									
	OT:	857,035	891,577	937,498	995,346	1,056,490	1,122,591	1,192,266	1,265,042	1,342,271	1,422,886	1,506,042
Mar 15	BA:	860,030	895,614	942,441	1,000,833	1,062,876	1,129,626	1,199,690	1,273,040	1,350,512	1,431,503	1,514,954
Base	OP:	756	679									
	OT:	857,035	891,522	937,314	995,402	1,057,042	1,123,491	1,193,355	1,266,204	1,343,475	1,424,165	1,507,415
Orig	BA:	869,510	912,229	962,220	1,019,020	1,079,350	1,143,070	1,207,705	1,276,111	1,348,913	1,425,959	1,506,882
Pres	OP:	2,449	2,401									
	OT:	865,200	908,105	957,663	1,013,978	1,073,875	1,137,277	1,201,963	1,270,011	1,342,407	1,419,020	1,499,515
Reest -	BA:	0	264	125	-202	-581	-925	-1,106	-1,176	-1,218	-1,294	-1,388
Mar15	OP:	0	0									
	OT:	0	55	184	-56	-552	-900	-1,089	-1,162	-1,204	-1,279	-1,373
Reest -	BA:	-9,480	-16,351	-19,654	-18,389	-17,055	-14,369	-9,121	-4,247	381	4,250	6,684
Orig	OP:	-1,693	-1,722									
	OT:	-8,165	-16,528	-20,165	-18,632	-17,385	-14,686	-9,697	-4,969	-136	3,866	6,527



Sorted by FUNC, SFUN, TID, SUB
 (amounts in millions)

		2015	2016	2017	2018	2019	2020	2021	2022	2023	2024	2025
Total												
Pres 16	BA:	891,584	929,994	979,110	1,040,050	1,104,946	1,174,833	1,248,342	1,325,482	1,406,856	1,491,911	1,579,527
Reest	OP:	823	722									
	OT:	888,656	925,736	974,070	1,034,782	1,099,141	1,168,723	1,242,024	1,318,660	1,399,833	1,484,588	1,572,003
Mar 15	BA:	891,584	929,499	978,976	1,040,240	1,105,510	1,175,730	1,249,402	1,326,587	1,407,967	1,493,049	1,580,705
Base	OP:	823	722									
	OT:	888,656	925,450	973,877	1,034,826	1,099,676	1,169,595	1,243,067	1,319,751	1,400,930	1,485,711	1,573,166
Orig	BA:	900,536	948,418	1,001,569	1,061,724	1,125,822	1,193,495	1,262,057	1,334,726	1,412,054	1,493,971	1,580,063
Pres	OP:	2,524	2,453									
	OT:	896,294	944,338	997,040	1,056,699	1,120,347	1,187,701	1,256,314	1,328,626	1,405,548	1,487,032	1,572,696
Reest -	BA:	0	495	134	-190	-564	-897	-1,060	-1,105	-1,111	-1,138	-1,178
Mar15	OP:	0	0									
	OT:	0	286	193	-44	-535	-872	-1,043	-1,091	-1,097	-1,123	-1,163
Reest -	BA:	-8,952	-18,424	-22,459	-21,674	-20,876	-18,662	-13,715	-9,244	-5,198	-2,060	-536
Orig	OP:	-1,701	-1,731									
	OT:	-7,638	-18,602	-22,970	-21,917	-21,206	-18,978	-14,290	-9,966	-5,715	-2,444	-693




Sorted by FUNC, SFUN, TID, SUB
 (amounts in millions)

		2015	2016	2017	2018	2019	2020	2021	2022	2023	2024	2025
VETERANS BENEFITS AND SERVICES (700)												
Income security for veterans (701)												
Special benefits for certain World War II veterans												
028 0401 0 1 701 AA01 LA LA 10 N												
Appropriation												
Pres 16	BA:	6	5	5	5	4	4	4	4	3	3	3
Reest	OP:	0	0									
	OT:	6	5	5	5	4	4	4	4	3	3	3
Mar 15	BA:	6	5	5	5	4	4	4	4	3	3	3
Base	OP:	0	0									
	OT:	6	5	5	5	4	4	4	4	3	3	3
Orig	BA:	0	0	0	0	0	0	0	0	0	0	0
Pres	OP:	0	0									
	OT:	0	0	0	0	0	0	0	0	0	0	0
Reest -	BA:	0	0	0	0	0	0	0	0	0	0	0
Mar15	OP:	0	0									
	OT:	0	0	0	0	0	0	0	0	0	0	0
Reest -	BA:	6	5	5	5	4	4	4	4	3	3	3
Orig	OP:	0	0									
	OT:	6	5	5	5	4	4	4	4	3	3	3



Sorted by FUNC, SFUN, TID, SUB
 (amounts in millions)

		2015	2016	2017	2018	2019	2020	2021	2022	2023	2024	2025
VETERANS BENEFITS AND SERVICES (700)												
028 0401 0 1 701 AA02 LA LA 03 0 LAE												
Appropriation												
LAE												
Pres 16	BA:	1	1	1	1	1	1	1	1	1	1	1
Reest	OP:	0	0									
	OT:	1	1	1	1	1	1	1	1	1	1	1
Mar 15	BA:	1	1	1	1	1	1	1	1	1	1	1
Base	OP:	0	0									
	OT:	1	1	1	1	1	1	1	1	1	1	1
Orig	BA:	1	1	1	1	1	1	1	1	1	1	1
Pres	OP:	0	0									
	OT:	1	1	1	1	1	1	1	1	1	1	1
Reest -	BA:	0	0	0	0	0	0	0	0	0	0	0
Mar15	OP:	0	0									
	OT:	0	0	0	0	0	0	0	0	0	0	0
Reest -	BA:	0	0	0	0	0	0	0	0	0	0	0
Orig	OP:	0	0									
	OT:	0	0	0	0	0	0	0	0	0	0	0
028 0401 0 1 701 BA01 58 78 10												
Federal Fund												
Pres 16	BA:	0	0	0	0	0	0	0	0	0	0	0
Reest	OP:	0	0									
	OT:	0	0	0	0	0	0	0	0	0	0	0
Mar 15	BA:	0	0	0	0	0	0	0	0	0	0	0
Base	OP:	0	0									
	OT:	0	0	0	0	0	0	0	0	0	0	0
Orig	BA:	4	3	2	2	1	1	1	1	1	1	1
Pres	OP:	0	0									
	OT:	4	3	2	2	1	1	1	1	1	1	1
Reest -	BA:	0	0	0	0	0	0	0	0	0	0	0
Mar15	OP:	0	0									
	OT:	0	0	0	0	0	0	0	0	0	0	0
Reest -	BA:	-4	-3	-2	-2	-1	-1	-1	-1	-1	-1	-1
Orig	OP:	0	0									
	OT:	-4	-3	-2	-2	-1	-1	-1	-1	-1	-1	-1



Sorted by FUNC, SFUN, TID, SUB
 (amounts in millions)

		2015	2016	2017	2018	2019	2020	2021	2022	2023	2024	2025
VETERANS BENEFITS AND SERVICES (700)												
Account Total for Special benefits for certain World War II veterans												
Pres 16	BA:	7	6	6	6	5	5	5	5	4	4	4
Reest	OP:	0	0									
	OT:	7	6	6	6	5	5	5	5	4	4	4
Mar 15	BA:	7	6	6	6	5	5	5	5	4	4	4
Base	OP:	0	0									
	OT:	7	6	6	6	5	5	5	5	4	4	4
Orig	BA:	5	4	3	3	2	2	2	2	2	2	2
Pres	OP:	0	0									
	OT:	5	4	3	3	2	2	2	2	2	2	2
Reest -	BA:	0	0	0	0	0	0	0	0	0	0	0
Mar15	OP:	0	0									
	OT:	0	0	0	0	0	0	0	0	0	0	0
Reest -	BA:	2	2	3	3	3	3	3	3	2	2	2
Orig	OP:	0	0									
	OT:	2	2	3	3	3	3	3	3	2	2	2



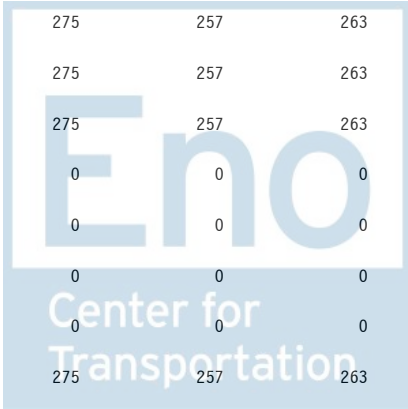
Sorted by FUNC, SFUN, TID, SUB
 (amounts in millions)

		2015	2016	2017	2018	2019	2020	2021	2022	2023	2024	2025
VETERANS BENEFITS AND SERVICES (700)												
Department of Veterans Affairs												
Benefits Programs												
Compensation and pensions												
036 0102 0 1 701 AA01 MC MC 10 N												
Appropriation												
		COMPENSATION										
Pres 16	BA:	66,655	72,142	67,426	62,570	68,030	67,998	67,337	72,038	66,095	60,330	67,731
Reest	OP:	0	0									
	OT:	66,497	71,984	67,268	62,412	67,872	67,840	67,179	71,880	65,937	60,172	67,573
Mar 15	BA:	66,655	72,142	67,426	62,570	68,030	67,998	67,337	72,038	66,095	60,330	67,731
Base	OP:	0	0									
	OT:	66,497	71,984	67,268	62,412	67,872	67,840	67,179	71,880	65,937	60,172	67,573
Orig	BA:	79,071	79,125	0	0	0	0	0	0	0	0	0
Pres	OP:	8,016	10,247									
	OT:	76,841	88,456	0	0	0	0	0	0	0	0	0
Reest -	BA:	0	0	0	0	0	0	0	0	0	0	0
Mar15	OP:	0	0									
	OT:	0	0	0	0	0	0	0	0	0	0	0
Reest -	BA:	-12,416	-6,983	67,426	62,570	68,030	67,998	67,337	72,038	66,095	60,330	67,731
Orig	OP:	-8,016	-10,247									
	OT:	-10,344	-16,472	67,268	62,412	67,872	67,840	67,179	71,880	65,937	60,172	67,573



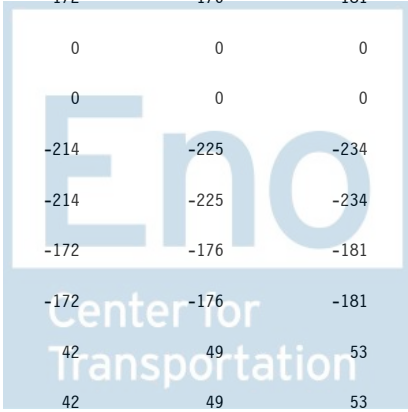
Sorted by FUNC, SFUN, TID, SUB
 (amounts in millions)

		2015	2016	2017	2018	2019	2020	2021	2022	2023	2024	2025
VETERANS BENEFITS AND SERVICES (700)												
036 0102 0 1 701 AA02 MC MC 10 N												
Appropriation												
PENSIONS												
Pres 16	BA:	5,986	6,662	6,452	6,058	6,690	6,875	6,950	7,671	7,127	6,680	7,286
Reest	OP:	0	0									
	OT:	5,899	6,575	6,365	5,971	6,643	6,788	6,863	7,532	7,040	6,535	7,199
Mar 15	BA:	5,986	6,662	6,452	6,058	6,690	6,875	6,950	7,671	7,127	6,680	7,286
Base	OP:	0	0									
	OT:	5,899	6,575	6,365	5,971	6,643	6,788	6,863	7,532	7,040	6,535	7,199
Orig	BA:	0	0	0	0	0	0	0	0	0	0	0
Pres	OP:	0	0									
	OT:	0	0	0	0	0	0	0	0	0	0	0
Reest -	BA:	0	0	0	0	0	0	0	0	0	0	0
Mar15	OP:	0	0									
	OT:	0	0	0	0	0	0	0	0	0	0	0
Reest -	BA:	5,986	6,662	6,452	6,058	6,690	6,875	6,950	7,671	7,127	6,680	7,286
Orig	OP:	0	0									
	OT:	5,899	6,575	6,365	5,971	6,643	6,788	6,863	7,532	7,040	6,535	7,199
036 0102 0 1 701 AA03 MC MC 10 N												
Appropriation												
BURIAL BENEFITS & MISCELLANEOUS ASSTNCE												
Pres 16	BA:	217	244	232	219	244	249	251	275	257	263	267
Reest	OP:	0	0									
	OT:	217	244	232	219	244	249	251	275	257	263	267
Mar 15	BA:	217	244	232	219	244	249	251	275	257	263	267
Base	OP:	0	0									
	OT:	217	244	232	219	244	249	251	275	257	263	267
Orig	BA:	0	0	0	0	0	0	0	0	0	0	0
Pres	OP:	0	0									
	OT:	0	0	0	0	0	0	0	0	0	0	0
Reest -	BA:	0	0	0	0	0	0	0	0	0	0	0
Mar15	OP:	0	0									
	OT:	0	0	0	0	0	0	0	0	0	0	0
Reest -	BA:	217	244	232	219	244	249	251	275	257	263	267
Orig	OP:	0	0									
	OT:	217	244	232	219	244	249	251	275	257	263	267




Sorted by FUNC, SFUN, TID, SUB
 (amounts in millions)

		2015	2016	2017	2018	2019	2020	2021	2022	2023	2024	2025
VETERANS BENEFITS AND SERVICES (700)												
036 0102 0 1 701 AD01 MC MC 10												
Advance Appropriation												
Pres 16	BA:	0	0	0	0	0	0	0	0	0	0	0
Reest	OP:	0	0									
	OT:	0	0	0	0	0	0	0	0	0	0	0
Mar 15	BA:	0	0	0	0	0	0	0	0	0	0	0
Base	OP:	0	0									
	OT:	0	0	0	0	0	0	0	0	0	0	0
Orig	BA:	0	0	87,147	92,816	98,611	104,515	110,554	117,152	123,930	130,963	139,011
Pres	OP:	0	0									
	OT:	0	0	86,292	85,130	97,643	103,489	109,469	124,750	122,713	120,114	137,646
Reest -	BA:	0	0	0	0	0	0	0	0	0	0	0
Mar15	OP:	0	0									
	OT:	0	0	0	0	0	0	0	0	0	0	0
Reest -	BA:	0	0	-87,147	-92,816	-98,611	-104,515	-110,554	-117,152	-123,930	-130,963	-139,011
Orig	OP:	0	0									
	OT:	0	0	-86,292	-85,130	-97,643	-103,489	-109,469	-124,750	-122,713	-120,114	-137,646
036 0102 0 1 701 EA01 56 90 10												
Proposed Legislation												
COLA Round-down												
Pres 16	BA:	0	-31	-62	-92	-127	-164	-168	-172	-176	-181	-185
Reest	OP:	0	0									
	OT:	0	-31	-62	-92	-127	-164	-168	-172	-176	-181	-185
Mar 15	BA:	0	0	0	0	0	0	0	0	0	0	0
Base	OP:	0	0									
	OT:	0	0	0	0	0	0	0	0	0	0	0
Orig	BA:	0	-36	-74	-121	-159	-192	-204	-214	-225	-234	-244
Pres	OP:	0	0									
	OT:	0	-36	-74	-121	-159	-192	-204	-214	-225	-234	-244
Reest -	BA:	0	-31	-62	-92	-127	-164	-168	-172	-176	-181	-185
Mar15	OP:	0	0									
	OT:	0	-31	-62	-92	-127	-164	-168	-172	-176	-181	-185
Reest -	BA:	0	5	12	29	32	28	36	42	49	53	59
Orig	OP:	0	0									
	OT:	0	5	12	29	32	28	36	42	49	53	59



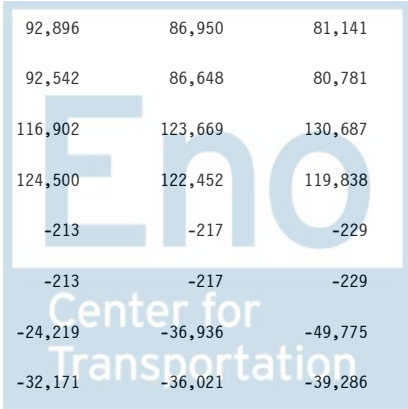
Sorted by FUNC, SFUN, TID, SUB
 (amounts in millions)

		2015	2016	2017	2018	2019	2020	2021	2022	2023	2024	2025
VETERANS BENEFITS AND SERVICES (700)												
036 0102 0 1 701 EA02 56 90 10												
Proposed Legislation												
Provide Outer Burial Receptacles for certain casketed gravesites												
Pres 16	BA:	0	4	1	7	2	1	4	4	5	0	2
Reest	OP:	0	0									
	OT:	0	4	1	7	2	1	4	4	5	0	2
Mar 15	BA:	0	0	0	0	0	0	0	0	0	0	0
Base	OP:	0	0									
	OT:	0	0	0	0	0	0	0	0	0	0	0
Orig	BA:	0	4	1	7	2	1	4	4	5	0	2
Pres	OP:	0	0									
	OT:	0	4	1	7	2	1	4	4	5	0	2
Reest -	BA:	0	4	1	7	2	1	4	4	5	0	2
Mar15	OP:	0	0									
	OT:	0	4	1	7	2	1	4	4	5	0	2
Reest -	BA:	0	0	0	0	0	0	0	0	0	0	0
Orig	OP:	0	0									
	OT:	0	0	0	0	0	0	0	0	0	0	0
036 0102 0 1 701 EA03 56 90 10												
Proposed Legislation												
Medical Exams/Fiduciary Misuse/Eliminate SMC reduction/restore A&A												
Pres 16	BA:	0	-36	-36	-37	-39	-40	-41	-45	-46	-48	-50
Reest	OP:	0	0									
	OT:	0	-36	-36	-37	-39	-40	-41	-45	-46	-48	-50
Mar 15	BA:	0	0	0	0	0	0	0	0	0	0	0
Base	OP:	0	0									
	OT:	0	0	0	0	0	0	0	0	0	0	0
Orig	BA:	0	-34	-35	-36	-37	-38	-39	-40	-41	-42	-44
Pres	OP:	0	0									
	OT:	0	-34	-35	-36	-37	-38	-39	-40	-41	-42	-44
Reest -	BA:	0	-36	-36	-37	-39	-40	-41	-45	-46	-48	-50
Mar15	OP:	0	0									
	OT:	0	-36	-36	-37	-39	-40	-41	-45	-46	-48	-50
Reest -	BA:	0	-2	-1	-1	-2	-2	-2	-5	-5	-6	-6
Orig	OP:	0	0									
	OT:	0	-2	-1	-1	-2	-2	-2	-5	-5	-6	-6




Sorted by FUNC, SFUN, TID, SUB
 (amounts in millions)

		2015	2016	2017	2018	2019	2020	2021	2022	2023	2024	2025
VETERANS BENEFITS AND SERVICES (700)												
036 0102 0 1 701 EB01 56 MC 10 N												
Legislation assumed in baseline												
COLA												
Pres 16	BA:	0	2,288	3,573	4,807	6,891	8,497	10,143	12,912	13,471	13,868	15,145
Reest	OP:	0	0									
	OT:	0	2,231	3,516	4,750	6,834	8,440	10,086	12,855	13,414	13,811	15,088
Mar 15	BA:	0	2,288	3,573	4,807	6,891	8,497	10,143	12,912	13,471	13,868	15,145
Base	OP:	0	0									
	OT:	0	2,231	3,516	4,750	6,834	8,440	10,086	12,855	13,414	13,811	15,088
Orig	BA:	0	0	0	0	0	0	0	0	0	0	0
Pres	OP:	0	0									
	OT:	0	0	0	0	0	0	0	0	0	0	0
Reest -	BA:	0	0	0	0	0	0	0	0	0	0	0
Mar15	OP:	0	0									
	OT:	0	0	0	0	0	0	0	0	0	0	0
Reest -	BA:	0	2,288	3,573	4,807	6,891	8,497	10,143	12,912	13,471	13,868	15,145
Orig	OP:	0	0									
	OT:	0	2,231	3,516	4,750	6,834	8,440	10,086	12,855	13,414	13,811	15,088
Account Total for Compensation and pensions												
Pres 16	BA:	72,858	81,273	77,586	73,532	81,691	83,416	84,476	92,683	86,733	80,912	90,196
Reest	OP:	0	0									
	OT:	72,613	80,971	77,284	73,230	81,429	83,114	84,174	92,329	86,431	80,552	89,894
Mar 15	BA:	72,858	81,336	77,683	73,654	81,855	83,619	84,681	92,896	86,950	81,141	90,429
Base	OP:	0	0						92,542	86,648	80,781	90,127
	OT:	72,613	81,034	77,381	73,352	81,593	83,317	84,379				
Orig	BA:	79,071	79,059	87,039	92,666	98,417	104,286	110,315	116,902	123,669	130,687	138,725
Pres	OP:	8,016	10,247									
	OT:	76,841	88,390	86,184	84,980	97,449	103,260	109,230	124,500	122,452	119,838	137,360
Reest -	BA:	0	-63	-97	-122	-164	-203	-205	-213	-217	-229	-233
Mar15	OP:	0	0									
	OT:	0	-63	-97	-122	-164	-203	-205	-213	-217	-229	-233
Reest -	BA:	-6,213	2,214	-9,453	-19,134	-16,726	-20,870	-25,839	-24,219	-36,936	-49,775	-48,529
Orig	OP:	-8,016	-10,247									
	OT:	-4,228	-7,419	-8,900	-11,750	-16,020	-20,146	-25,056	-32,171	-36,021	-39,286	-47,466



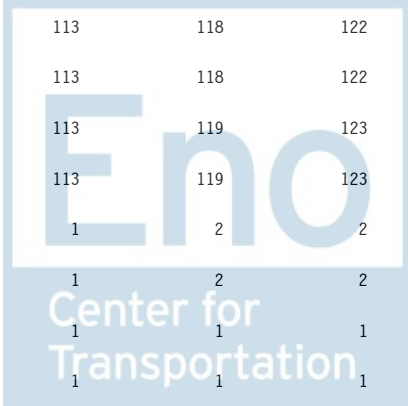
Sorted by FUNC, SFUN, TID, SUB
 (amounts in millions)

		2015	2016	2017	2018	2019	2020	2021	2022	2023	2024	2025
VETERANS BENEFITS AND SERVICES (700)												
Veterans insurance and indemnities												
036 0120 0 1 701 AA01 MC MC 10 N												
Appropriation												
Pres 16	BA:	63	77	92	96	101	104	108	113	118	122	127
Reest	OP:	3	0									
	OT:	66	77	92	96	101	104	108	113	118	122	127
Mar 15	BA:	63	77	92	96	101	104	108	113	118	122	127
Base	OP:	3	0									
	OT:	66	77	92	96	101	104	108	113	118	122	127
Orig	BA:	63	77	0	0	0	0	0	0	0	0	0
Pres	OP:	3	0									
	OT:	66	77	0	0	0	0	0	0	0	0	0
Reest -	BA:	0	0	0	0	0	0	0	0	0	0	0
Mar15	OP:	0	0									
	OT:	0	0	0	0	0	0	0	0	0	0	0
Reest -	BA:	0	0	92	96	101	104	108	113	118	122	127
Orig	OP:	0	0									
	OT:	0	0	92	96	101	104	108	113	118	122	127
036 0120 0 1 701 AD01 MC MC 10												
Advance Appropriation												
Pres 16	BA:	0	0	0	0	0	0	0	0	0	0	0
Reest	OP:	0	0									
	OT:	0	0	0	0	0	0	0	0	0	0	0
Mar 15	BA:	0	0	0	0	0	0	0	0	0	0	0
Base	OP:	0	0									
	OT:	0	0	0	0	0	0	0	0	0	0	0
Orig	BA:	0	0	92	96	101	104	108	113	118	122	127
Pres	OP:	0	0									
	OT:	0	0	92	96	101	104	108	113	118	122	127
Reest -	BA:	0	0	0	0	0	0	0	0	0	0	0
Mar15	OP:	0	0									
	OT:	0	0	0	0	0	0	0	0	0	0	0
Reest -	BA:	0	0	-92	-96	-101	-104	-108	-113	-118	-122	-127
Orig	OP:	0	0									
	OT:	0	0	-92	-96	-101	-104	-108	-113	-118	-122	-127




Sorted by FUNC, SFUN, TID, SUB
 (amounts in millions)

		2015	2016	2017	2018	2019	2020	2021	2022	2023	2024	2025
VETERANS BENEFITS AND SERVICES (700)												
036 0120 0 1 701 EA01 56 90 10												
Proposed Legislation												
Extend S-DVI/Additional eligibility for VMLI												
Pres 16	BA:	0	1	1	1	1	2	1	1	2	2	2
Reest	OP:	0	0									
	OT:	0	1	1	1	1	2	1	1	2	2	2
Mar 15	BA:	0	0	0	0	0	0	0	0	0	0	0
Base	OP:	0	0									
	OT:	0	0	0	0	0	0	0	0	0	0	0
Orig	BA:	0	0	0	0	0	1	0	0	1	1	1
Pres	OP:	0	0									
	OT:	0	0	0	0	0	1	0	0	1	1	1
Reest -	BA:	0	1	1	1	1	2	1	1	2	2	2
Mar15	OP:	0	0									
	OT:	0	1	1	1	1	2	1	1	2	2	2
Reest -	BA:	0	1	1	1	1	1	1	1	1	1	1
Orig	OP:	0	0									
	OT:	0	1	1	1	1	1	1	1	1	1	1
Account Total for Veterans insurance and indemnities												
Pres 16	BA:	63	78	93	97	102	106	109	114	120	124	129
Reest	OP:	3	0									
	OT:	66	78	93	97	102	106	109	114	120	124	129
Mar 15	BA:	63	77	92	96	101	104	108	113	118	122	127
Base	OP:	3	0									
	OT:	66	77	92	96	101	104	108	113	118	122	127
Orig	BA:	63	77	92	96	101	105	108	113	119	123	128
Pres	OP:	3	0									
	OT:	66	77	92	96	101	105	108	113	119	123	128
Reest -	BA:	0	1	1	1	1	2	1	1	2	2	2
Mar15	OP:	0	0									
	OT:	0	1	1	1	1	2	1	1	2	2	2
Reest -	BA:	0	1	1	1	1	1	1	1	1	1	1
Orig	OP:	0	0									
	OT:	0	1	1	1	1	1	1	1	1	1	1



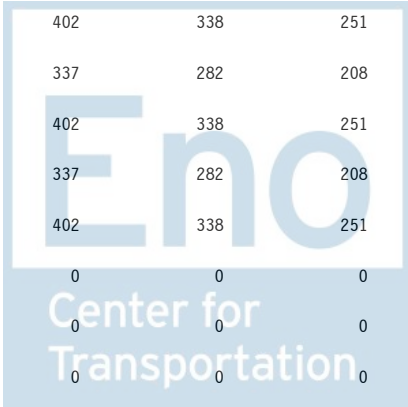
Sorted by FUNC, SFUN, TID, SUB
 (amounts in millions)

		2015	2016	2017	2018	2019	2020	2021	2022	2023	2024	2025
VETERANS BENEFITS AND SERVICES (700)												
Servicemembers' group life insurance fund												
036 4009 0 3 701 BD01 56 90 10 N												
Public Enterprise Fund												
Pres 16	BA:	0	0	0	0	0	0	0	0	0	0	0
Reest	OP:	6	0									
	OT:	6	0	0	0	0	0	0	0	0	0	0
Mar 15	BA:	0	0	0	0	0	0	0	0	0	0	0
Base	OP:	6	0									
	OT:	6	0	0	0	0	0	0	0	0	0	0
Orig	BA:	0	0	0	0	0	0	0	0	0	0	0
Pres	OP:	6	0									
	OT:	6	0	0	0	0	0	0	0	0	0	0
Reest -	BA:	0	0	0	0	0	0	0	0	0	0	0
Mar15	OP:	0	0									
	OT:	0	0	0	0	0	0	0	0	0	0	0
Reest -	BA:	0	0	0	0	0	0	0	0	0	0	0
Orig	OP:	0	0									
	OT:	0	0	0	0	0	0	0	0	0	0	0
Veterans reopened insurance fund												
036 4010 0 3 701 BD01 56 90 10 N												
Public Enterprise Fund												
Pres 16	BA:	0	0	0	-1	-1	0	1	1	0	0	0
Reest	OP:	30	28									
	OT:	30	28	24	21	18	17	15	12	9	7	6
Mar 15	BA:	0	0	0	-1	-1	0	1	1	0	0	0
Base	OP:	30	28									
	OT:	30	28	24	21	18	17	15	12	9	7	6
Orig	BA:	0	0	0	-1	-1	0	1	1	0	0	0
Pres	OP:	30	28									
	OT:	30	28	24	21	18	17	15	12	9	7	6
Reest -	BA:	0	0	0	0	0	0	0	0	0	0	0
Mar15	OP:	0	0									
	OT:	0	0	0	0	0	0	0	0	0	0	0
Reest -	BA:	0	0	0	0	0	0	0	0	0	0	0
Orig	OP:	0	0									
	OT:	0	0	0	0	0	0	0	0	0	0	0



Sorted by FUNC, SFUN, TID, SUB
 (amounts in millions)

		2015	2016	2017	2018	2019	2020	2021	2022	2023	2024	2025
VETERANS BENEFITS AND SERVICES (700)												
Service-disabled veterans insurance fund												
036 4012 0 3 701 BD01 56 90 10 N												
Public Enterprise Fund												
Pres 16	BA:	0	0	0	0	2	0	1	0	0	0	0
Reest	OP:	22	13									
	OT:	22	13	0	0	2	0	1	0	0	0	0
Mar 15	BA:	0	0	0	0	2	0	1	0	0	0	0
Base	OP:	22	13									
	OT:	22	13	0	0	2	0	1	0	0	0	0
Orig	BA:	0	0	0	0	2	0	1	0	0	0	0
Pres	OP:	22	13									
	OT:	22	13	0	0	2	0	1	0	0	0	0
Reest -	BA:	0	0	0	0	0	0	0	0	0	0	0
Mar15	OP:	0	0									
	OT:	0	0	0	0	0	0	0	0	0	0	0
Reest -	BA:	0	0	0	0	0	0	0	0	0	0	0
Orig	OP:	0	0									
	OT:	0	0	0	0	0	0	0	0	0	0	0
National service life insurance fund												
036 8132 0 7 701 BB01 56 90 10 N												
Trust Fund												
Pres 16	BA:	801	774	701	636	558	494	411	337	282	208	161
Reest	OP:	736	583									
	OT:	997	897	817	742	654	581	487	402	338	251	193
Mar 15	BA:	801	774	701	636	558	494	411	337	282	208	161
Base	OP:	736	583									
	OT:	997	897	817	742	654	581	487	402	338	251	193
Orig	BA:	801	774	701	636	558	494	411	337	282	208	161
Pres	OP:	736	583									
	OT:	997	897	817	742	654	581	487	402	338	251	193
Reest -	BA:	0	0	0	0	0	0	0	0	0	0	0
Mar15	OP:	0	0									
	OT:	0	0	0	0	0	0	0	0	0	0	0
Reest -	BA:	0	0	0	0	0	0	0	0	0	0	0
Orig	OP:	0	0									
	OT:	0	0	0	0	0	0	0	0	0	0	0



Sorted by FUNC, SFUN, TID, SUB
 (amounts in millions)

		2015	2016	2017	2018	2019	2020	2021	2022	2023	2024	2025
VETERANS BENEFITS AND SERVICES (700)												
United States Government life insurance fund												
036 8150 0 7 701 BB01 56 90 10 N												
Trust Fund												
Trust Fund												
Pres 16	BA:	1	1	1	0	0	0	0	0	0	0	0
Reest	OP:	2	2									
	OT:	2	2	1	0	0	0	0	0	0	0	0
Mar 15	BA:	1	1	1	0	0	0	0	0	0	0	0
Base	OP:	2	2									
	OT:	2	2	1	0	0	0	0	0	0	0	0
Orig	BA:	1	1	1	0	0	0	0	0	0	0	0
Pres	OP:	2	2									
	OT:	2	2	1	0	0	0	0	0	0	0	0
Reest -	BA:	0	0	0	0	0	0	0	0	0	0	0
Mar15	OP:	0	0									
	OT:	0	0	0	0	0	0	0	0	0	0	0
Reest -	BA:	0	0	0	0	0	0	0	0	0	0	0
Orig	OP:	0	0									
	OT:	0	0	0	0	0	0	0	0	0	0	0



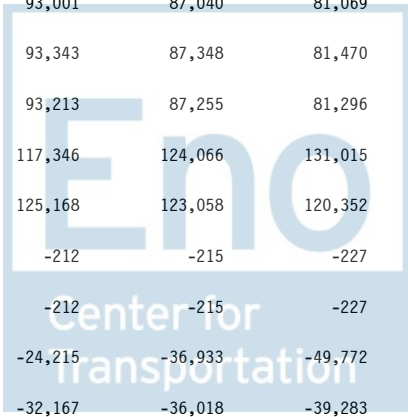
Sorted by FUNC, SFUN, TID, SUB
 (amounts in millions)

		2015	2016	2017	2018	2019	2020	2021	2022	2023	2024	2025
VETERANS BENEFITS AND SERVICES (700)												
Veterans special life insurance fund												
036 8455 0 8 701 BC01 56 90 10 N												
Trust Revolving Fund												
Pres 16	BA:	0	0	0	0	0	0	0	0	1	0	0
Reest	OP:	108	101									
	OT:	108	101	109	121	131	140	146	148	145	136	123
Mar 15	BA:	0	0	0	0	0	0	0	0	1	0	0
Base	OP:	108	101									
	OT:	108	101	109	121	131	140	146	148	145	136	123
Orig	BA:	0	0	0	0	0	0	0	0	1	0	0
Pres	OP:	108	101									
	OT:	108	101	109	121	131	140	146	148	145	136	123
Reest -	BA:	0	0	0	0	0	0	0	0	0	0	0
Mar15	OP:	0	0									
	OT:	0	0	0	0	0	0	0	0	0	0	0
Reest -	BA:	0	0	0	0	0	0	0	0	0	0	0
Orig	OP:	0	0									
	OT:	0	0	0	0	0	0	0	0	0	0	0



Sorted by FUNC, SFUN, TID, SUB
 (amounts in millions)

		2015	2016	2017	2018	2019	2020	2021	2022	2023	2024	2025
VETERANS BENEFITS AND SERVICES (700)												
Department of Veterans Affairs												
Premiums for veterans' life insurance												
036 9991 8 7 701 CB01 XX XX 20 N												
Offsetting Receipts												
Pres 16	BA:	-41	-34	-29	-24	-19	-15	-12	-9	-7	-5	-3
Reest	OP:	0	0									
	OT:	-41	-34	-29	-24	-19	-15	-12	-9	-7	-5	-3
Mar 15	BA:	-41	-34	-29	-24	-19	-15	-12	-9	-7	-5	-3
Base	OP:	0	0									
	OT:	-41	-34	-29	-24	-19	-15	-12	-9	-7	-5	-3
Orig	BA:	-41	-34	-29	-24	-19	-15	-12	-9	-7	-5	-3
Pres	OP:	0	0									
	OT:	-41	-34	-29	-24	-19	-15	-12	-9	-7	-5	-3
Reest -	BA:	0	0	0	0	0	0	0	0	0	0	0
Mar15	OP:	0	0									
	OT:	0	0	0	0	0	0	0	0	0	0	0
Reest -	BA:	0	0	0	0	0	0	0	0	0	0	0
Orig	OP:	0	0									
	OT:	0	0	0	0	0	0	0	0	0	0	0
Subfunction Total for 701 Income security for veterans (701)												
Pres 16	BA:	73,689	82,098	78,358	74,246	82,338	84,006	84,991	93,131	87,133	81,243	90,487
Reest	OP:	907	727									
	OT:	73,810	82,062	78,305	74,193	82,322	83,948	84,925	93,001	87,040	81,069	90,346
Mar 15	BA:	73,689	82,160	78,454	74,367	82,501	84,207	85,195	93,343	87,348	81,470	90,718
Base	OP:	907	727									
	OT:	73,810	82,124	78,401	74,314	82,485	84,149	85,129	93,213	87,255	81,296	90,577
Orig	BA:	79,900	79,881	87,807	93,376	99,060	104,872	110,826	117,346	124,066	131,015	139,013
Pres	OP:	8,923	10,974									
	OT:	78,036	89,478	87,201	85,939	98,338	104,090	109,977	125,168	123,058	120,352	137,809
Reest -	BA:	0	-62	-96	-121	-163	-201	-204	-212	-215	-227	-231
Mar15	OP:	0	0									
	OT:	0	-62	-96	-121	-163	-201	-204	-212	-215	-227	-231
Reest -	BA:	-6,211	2,217	-9,449	-19,130	-16,722	-20,866	-25,835	-24,215	-36,933	-49,772	-48,526
Orig	OP:	-8,016	-10,247									
	OT:	-4,226	-7,416	-8,896	-11,746	-16,016	-20,142	-25,052	-32,167	-36,018	-39,283	-47,463



Sorted by FUNC, SFUN, TID, SUB
(amounts in millions)

	2015	2016	2017	2018	2019	2020	2021	2022	2023	2024	2025
VETERANS BENEFITS AND SERVICES (700)											



Sorted by FUNC, SFUN, TID, SUB
 (amounts in millions)

		2015	2016	2017	2018	2019	2020	2021	2022	2023	2024	2025
VETERANS BENEFITS AND SERVICES (700)												
Veterans education, training, and rehabilitation (702)												
Department of Labor												
Departmental Management												
Veterans employment and training												
016 0164 0 1 702 AA01 LA LA 03 0												
Appropriation												
Pres 16	BA:	38	38	40	40	40	40	41	42	43	44	45
Reest	OP:	61	35									
	OT:	64	38	38	39	40	40	40	41	42	43	44
Mar 15	BA:	38	39	39	40	41	42	43	44	45	46	47
Base	OP:	61	35									
	OT:	64	38	39	39	40	41	42	43	44	45	46
Orig	BA:	38	38	40	40	40	40	41	42	43	44	45
Pres	OP:	71	60									
	OT:	75	64	39	39	40	40	40	41	42	42	43
Reest -	BA:	0	-1	1	0	-1	-2	-2	-2	-2	-2	-2
Mar15	OP:	0	0									
	OT:	0	0	-1	0	0	-1	-2	-2	-2	-2	-2
Reest -	BA:	0	0	0	0	0	0	0	0	0	0	0
Orig	OP:	-10	-25									
	OT:	-11	-26	-1	0	0	0	0	0	0	1	1



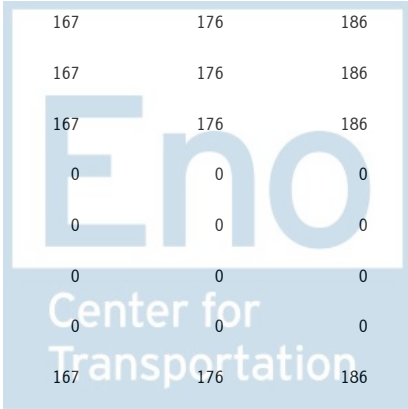
Sorted by FUNC, SFUN, TID, SUB
 (amounts in millions)

		2015	2016	2017	2018	2019	2020	2021	2022	2023	2024	2025
VETERANS BENEFITS AND SERVICES (700)												
Department of Veterans Affairs												
Benefits Programs												
Readjustment benefits												
036 0137 0 1 702 AA01 MC MC 10 N												
Appropriation												
Education												
Pres 16	BA:	12,302	13,846	13,937	13,992	15,389	16,184	17,023	18,691	18,743	18,819	20,364
Reest	OP:	0	0									
	OT:	12,302	13,846	13,937	13,992	15,389	16,184	17,023	18,691	18,743	18,819	20,364
Mar 15	BA:	12,302	13,846	13,937	13,992	15,389	16,184	17,023	18,691	18,743	18,819	20,364
Base	OP:	0	0									
	OT:	12,302	13,846	13,937	13,992	15,389	16,184	17,023	18,691	18,743	18,819	20,364
Orig	BA:	14,997	15,345	0	0	0	0	0	0	0	0	0
Pres	OP:	1,272	1,934									
	OT:	14,335	16,013	0	0	0	0	0	0	0	0	0
Reest -	BA:	0	0	0	0	0	0	0	0	0	0	0
Mar15	OP:	0	0									
	OT:	0	0	0	0	0	0	0	0	0	0	0
Reest -	BA:	-2,695	-1,499	13,937	13,992	15,389	16,184	17,023	18,691	18,743	18,819	20,364
Orig	OP:	-1,272	-1,934									
	OT:	-2,033	-2,167	13,937	13,992	15,389	16,184	17,023	18,691	18,743	18,819	20,364



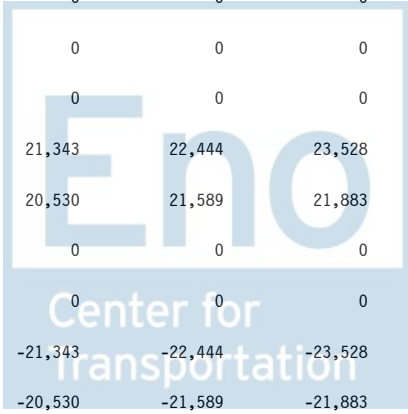
Sorted by FUNC, SFUN, TID, SUB
 (amounts in millions)

		2015	2016	2017	2018	2019	2020	2021	2022	2023	2024	2025
VETERANS BENEFITS AND SERVICES (700)												
036 0137 0 1 702 AA02 MC MC 10 N												
Appropriation												
Vocational Rehab												
Pres 16	BA:	1,099	1,134	1,174	1,223	1,279	1,335	1,394	1,456	1,522	1,590	1,662
Reest	OP:	0	0									
	OT:	1,099	1,134	1,174	1,223	1,279	1,335	1,394	1,456	1,522	1,590	1,662
Mar 15	BA:	1,099	1,134	1,174	1,223	1,279	1,335	1,394	1,456	1,522	1,590	1,662
Base	OP:	0	0									
	OT:	1,099	1,134	1,174	1,223	1,279	1,335	1,394	1,456	1,522	1,590	1,662
Orig	BA:	0	0	0	0	0	0	0	0	0	0	0
Pres	OP:	0	0									
	OT:	0	0	0	0	0	0	0	0	0	0	0
Reest -	BA:	0	0	0	0	0	0	0	0	0	0	0
Mar15	OP:	0	0									
	OT:	0	0	0	0	0	0	0	0	0	0	0
Reest -	BA:	1,099	1,134	1,174	1,223	1,279	1,335	1,394	1,456	1,522	1,590	1,662
Orig	OP:	0	0									
	OT:	1,099	1,134	1,174	1,223	1,279	1,335	1,394	1,456	1,522	1,590	1,662
036 0137 0 1 702 AA05 MC MC 10 N												
Appropriation												
Auto & Adaptive Equipment Grants												
Pres 16	BA:	120	123	129	135	142	150	158	167	176	186	196
Reest	OP:	0	0									
	OT:	120	123	129	135	142	150	158	167	176	186	196
Mar 15	BA:	120	123	129	135	142	150	158	167	176	186	196
Base	OP:	0	0									
	OT:	120	123	129	135	142	150	158	167	176	186	196
Orig	BA:	0	0	0	0	0	0	0	0	0	0	0
Pres	OP:	0	0									
	OT:	0	0	0	0	0	0	0	0	0	0	0
Reest -	BA:	0	0	0	0	0	0	0	0	0	0	0
Mar15	OP:	0	0									
	OT:	0	0	0	0	0	0	0	0	0	0	0
Reest -	BA:	120	123	129	135	142	150	158	167	176	186	196
Orig	OP:	0	0									
	OT:	120	123	129	135	142	150	158	167	176	186	196




Sorted by FUNC, SFUN, TID, SUB
 (amounts in millions)

		2015	2016	2017	2018	2019	2020	2021	2022	2023	2024	2025
VETERANS BENEFITS AND SERVICES (700)												
036 0137 0 1 702 AA06 MC MC 10 N												
Appropriation												
Housing Grants												
Pres 16	BA:	66	68	65	66	68	69	70	72	73	75	76
Reest	OP:	0	0									
	OT:	66	68	65	66	68	69	70	72	73	75	76
Mar 15	BA:	66	68	65	66	68	69	70	72	73	75	76
Base	OP:	0	0									
	OT:	66	68	65	66	68	69	70	72	73	75	76
Orig	BA:	0	0	0	0	0	0	0	0	0	0	0
Pres	OP:	0	0									
	OT:	0	0	0	0	0	0	0	0	0	0	0
Reest -	BA:	0	0	0	0	0	0	0	0	0	0	0
Mar15	OP:	0	0									
	OT:	0	0	0	0	0	0	0	0	0	0	0
Reest -	BA:	66	68	65	66	68	69	70	72	73	75	76
Orig	OP:	0	0									
	OT:	66	68	65	66	68	69	70	72	73	75	76
036 0137 0 1 702 AD01 MC MC 10												
Advance Appropriation												
Pres 16	BA:	0	0	0	0	0	0	0	0	0	0	0
Reest	OP:	0	0									
	OT:	0	0	0	0	0	0	0	0	0	0	0
Mar 15	BA:	0	0	0	0	0	0	0	0	0	0	0
Base	OP:	0	0									
	OT:	0	0	0	0	0	0	0	0	0	0	0
Orig	BA:	0	0	16,743	17,532	18,392	19,319	20,301	21,343	22,444	23,528	24,711
Pres	OP:	0	0									
	OT:	0	0	16,105	16,305	17,692	18,584	19,528	20,530	21,589	21,883	22,983
Reest -	BA:	0	0	0	0	0	0	0	0	0	0	0
Mar15	OP:	0	0									
	OT:	0	0	0	0	0	0	0	0	0	0	0
Reest -	BA:	0	0	-16,743	-17,532	-18,392	-19,319	-20,301	-21,343	-22,444	-23,528	-24,711
Orig	OP:	0	0									
	OT:	0	0	-16,105	-16,305	-17,692	-18,584	-19,528	-20,530	-21,589	-21,883	-22,983



Sorted by FUNC, SFUN, TID, SUB
 (amounts in millions)

		2015	2016	2017	2018	2019	2020	2021	2022	2023	2024	2025
VETERANS BENEFITS AND SERVICES (700)												
036 0137 0 1 702 EA01 56 90 10												
Proposed Legislation												
Pres 16	BA:	0	0	2	1	3	2	0	-2	-3	-3	-3
Reest	OP:	0	0									
	OT:	0	0	2	1	3	2	0	-2	-3	-3	-3
Mar 15	BA:	0	0	0	0	0	0	0	0	0	0	0
Base	OP:	0	0									
	OT:	0	0	0	0	0	0	0	0	0	0	0
Orig	BA:	0	-19	-20	-21	-22	-23	-27	-28	-29	-31	-33
Pres	OP:	0	0									
	OT:	0	-19	-20	-21	-22	-23	-27	-28	-29	-31	-33
Reest -	BA:	0	0	2	1	3	2	0	-2	-3	-3	-3
Mar15	OP:	0	0									
	OT:	0	0	2	1	3	2	0	-2	-3	-3	-3
Reest -	BA:	0	19	22	22	25	25	27	26	26	28	30
Orig	OP:	0	0									
	OT:	0	19	22	22	25	25	27	26	26	28	30
036 0137 0 1 702 EA02 56 90 10												
Proposed Legislation												
Pres 16	BA:	0	0	-1	-1	-1	-2	-2	-2	-2	-2	-2
Reest	OP:	0	0									
	OT:	0	0	-1	-1	-1	-2	-2	-2	-2	-2	-2
Mar 15	BA:	0	0	0	0	0	0	0	0	0	0	0
Base	OP:	0	0									
	OT:	0	0	0	0	0	0	0	0	0	0	0
Orig	BA:	0	0	-1	-1	-1	-1	-1	-1	-1	-1	-1
Pres	OP:	0	0									
	OT:	0	0	-1	-1	-1	-1	-1	-1	-1	-1	-1
Reest -	BA:	0	0	-1	-1	-1	-2	-2	-2	-2	-2	-2
Mar15	OP:	0	0									
	OT:	0	0	-1	-1	-1	-2	-2	-2	-2	-2	-2
Reest -	BA:	0	0	0	0	0	-1	-1	-1	-1	-1	-1
Orig	OP:	0	0									
	OT:	0	0	0	0	0	-1	-1	-1	-1	-1	-1



Sorted by FUNC, SFUN, TID, SUB
 (amounts in millions)

		2015	2016	2017	2018	2019	2020	2021	2022	2023	2024	2025
VETERANS BENEFITS AND SERVICES (700)												
Account Total for Readjustment benefits												
Pres 16	BA:	13,587	15,171	15,306	15,416	16,880	17,738	18,643	20,382	20,509	20,665	22,293
Reest	OP:	0	0									
	OT:	13,587	15,171	15,306	15,416	16,880	17,738	18,643	20,382	20,509	20,665	22,293
Mar 15	BA:	13,587	15,171	15,305	15,416	16,878	17,738	18,645	20,386	20,514	20,670	22,298
Base	OP:	0	0									
	OT:	13,587	15,171	15,305	15,416	16,878	17,738	18,645	20,386	20,514	20,670	22,298
Orig	BA:	14,997	15,326	16,722	17,510	18,369	19,295	20,273	21,314	22,414	23,496	24,677
Pres	OP:	1,272	1,934									
	OT:	14,335	15,994	16,084	16,283	17,669	18,560	19,500	20,501	21,559	21,851	22,949
Reest -	BA:	0	0	1	0	2	0	-2	-4	-5	-5	-5
Mar15	OP:	0	0									
	OT:	0	0	1	0	2	0	-2	-4	-5	-5	-5
Reest -	BA:	-1,410	-155	-1,416	-2,094	-1,489	-1,557	-1,630	-932	-1,905	-2,831	-2,384
Orig	OP:	-1,272	-1,934									
	OT:	-748	-823	-778	-867	-789	-822	-857	-119	-1,050	-1,186	-656
Department of Veterans Affairs												
Veteran's Educational Assistance Act												
036 9990 8 1 702 CB01 XX XX 20 N												
Offsetting Receipts												
Servicemembers' Contributions for MGIB												
Pres 16	BA:	-165	-136	-111	-94	-80	-67	-57	-48	-41	-35	-29
Reest	OP:	0	0									
	OT:	-165	-136	-111	-94	-80	-67	-57	-48	-41	-35	-29
Mar 15	BA:	-165	-136	-111	-94	-80	-67	-57	-48	-41	-35	-29
Base	OP:	0	0									
	OT:	-165	-136	-111	-94	-80	-67	-57	-48	-41	-35	-29
Orig	BA:	-201	-171	-142	-118	-98	-82	-67	-55	-46	-38	-30
Pres	OP:	0	0									
	OT:	-201	-171	-142	-118	-98	-82	-67	-55	-46	-38	-30
Reest -	BA:	0	0	0	0	0	0	0	0	0	0	0
Mar15	OP:	0	0									
	OT:	0	0	0	0	0	0	0	0	0	0	0
Reest -	BA:	36	35	31	24	18	15	10	7	5	3	1
Orig	OP:	0	0									
	OT:	36	35	31	24	18	15	10	7	5	3	1



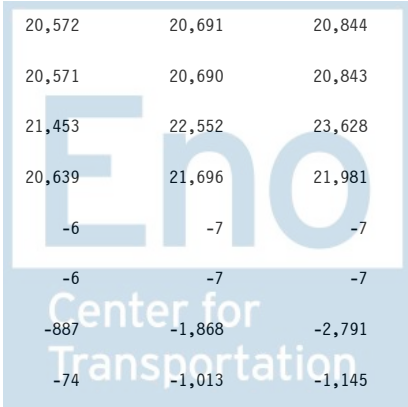
Sorted by FUNC, SFUN, TID, SUB
 (amounts in millions)

		2015	2016	2017	2018	2019	2020	2021	2022	2023	2024	2025
VETERANS BENEFITS AND SERVICES (700)												
Other Defense Civil Programs												
Educational Benefits												
Education benefits fund												
097 8098 0 7 702 BB01 22 66 10 N												
Trust Fund												
Outlays From Fund												
Pres 16	BA:	361	362	367	367	360	350	340	334	328	323	320
Reest	OP:	0	0									
	OT:	361	362	367	367	360	350	340	334	328	323	320
Mar 15	BA:	361	362	367	367	360	350	340	334	328	323	320
Base	OP:	0	0									
	OT:	361	362	367	367	360	350	340	334	328	323	320
Orig	BA:	292	265	265	270	263	258	249	240	234	225	219
Pres	OP:	0	0									
	OT:	292	265	265	270	263	258	249	240	234	225	219
Reest -	BA:	0	0	0	0	0	0	0	0	0	0	0
Mar15	OP:	0	0									
	OT:	0	0	0	0	0	0	0	0	0	0	0
Reest -	BA:	69	97	102	97	97	92	91	94	94	98	101
Orig	OP:	0	0									
	OT:	69	97	102	97	97	92	91	94	94	98	101



Sorted by FUNC, SFUN, TID, SUB
 (amounts in millions)

		2015	2016	2017	2018	2019	2020	2021	2022	2023	2024	2025
VETERANS BENEFITS AND SERVICES (700)												
Employing agency contributions, education benefits fund												
097 9990 8 7 702 CB01 XX XX 20 N												
Offsetting Receipts												
Pres 16	BA:	-61	-75	-119	-124	-130	-133	-137	-144	-155	-160	-167
Reest	OP:	0	0									
	OT:	-61	-75	-119	-124	-130	-133	-137	-144	-155	-160	-167
Mar 15	BA:	-61	-75	-119	-124	-130	-133	-137	-144	-155	-160	-167
Base	OP:	0	0									
	OT:	-61	-75	-119	-124	-130	-133	-137	-144	-155	-160	-167
Orig	BA:	-86	-105	-90	-86	-81	-78	-83	-88	-93	-99	-104
Pres	OP:	0	0									
	OT:	-86	-105	-90	-86	-81	-78	-83	-88	-93	-99	-104
Reest -	BA:	0	0	0	0	0	0	0	0	0	0	0
Mar15	OP:	0	0									
	OT:	0	0	0	0	0	0	0	0	0	0	0
Reest -	BA:	25	30	-29	-38	-49	-55	-54	-56	-62	-61	-63
Orig	OP:	0	0									
	OT:	25	30	-29	-38	-49	-55	-54	-56	-62	-61	-63
Subfunction Total for 702 Veterans education, training, and rehabilitation (702)												
Pres 16	BA:	13,760	15,360	15,483	15,605	17,070	17,928	18,830	20,566	20,684	20,837	22,462
Reest	OP:	61	35									
	OT:	13,786	15,360	15,481	15,604	17,070	17,928	18,829	20,565	20,683	20,836	22,461
Mar 15	BA:	13,760	15,361	15,481	15,605	17,069	17,930	18,834	20,572	20,691	20,844	22,469
Base	OP:	61	35									
	OT:	13,786	15,360	15,481	15,604	17,068	17,929	18,833	20,571	20,690	20,843	22,468
Orig	BA:	15,040	15,353	16,795	17,616	18,493	19,433	20,413	21,453	22,552	23,628	24,807
Pres	OP:	1,343	1,994									
	OT:	14,415	16,047	16,156	16,388	17,793	18,698	19,639	20,639	21,696	21,981	23,077
Reest -	BA:	0	-1	2	0	1	-2	-4	-6	-7	-7	-7
Mar15	OP:	0	0									
	OT:	0	0	0	0	2	-1	-4	-6	-7	-7	-7
Reest -	BA:	-1,280	7	-1,312	-2,011	-1,423	-1,505	-1,583	-887	-1,868	-2,791	-2,345
Orig	OP:	-1,282	-1,959									
	OT:	-629	-687	-675	-784	-723	-770	-810	-74	-1,013	-1,145	-616




Sorted by FUNC, SFUN, TID, SUB
 (amounts in millions)

		2015	2016	2017	2018	2019	2020	2021	2022	2023	2024	2025
VETERANS BENEFITS AND SERVICES (700)												
Hospital and medical care for veterans (703)												
Department of Veterans Affairs												
Departmental Administration												
Construction, Major Projects												
036 0110 0 1 703 AA01 MC MC 03 0												
Appropriation												
Pres 16	BA:	562	1,144	1,166	1,189	1,201	1,213	1,237	1,262	1,287	1,313	1,339
Reest	OP:	930	875									
	OT:	952	921	854	991	1,116	1,188	1,205	1,221	1,241	1,264	1,289
Mar 15	BA:	562	570	581	592	604	617	629	642	655	668	682
Base	OP:	930	875									
	OT:	952	898	676	638	599	607	618	630	643	655	668
Orig	BA:	562	1,143	1,166	1,189	1,201	1,213	1,237	1,262	1,287	1,313	1,339
Pres	OP:	716	817									
	OT:	720	825	612	747	873	968	1,030	1,062	1,091	1,119	1,140
Reest -	BA:	0	574	585	597	597	596	608	620	632	645	657
Mar15	OP:	0	0									
	OT:	0	23	178	353	517	581	587	591	598	609	621
Reest -	BA:	0	1	0	0	0	0	0	0	0	0	0
Orig	OP:	214	58									
	OT:	232	96	242	244	243	220	175	159	150	145	149



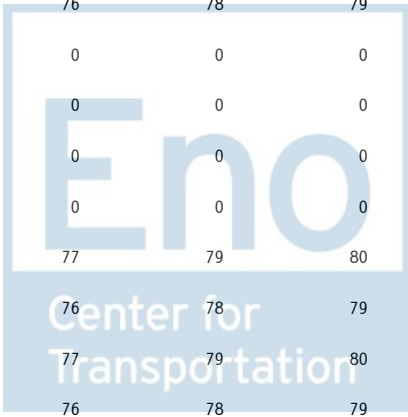
Sorted by FUNC, SFUN, TID, SUB
 (amounts in millions)

		2015	2016	2017	2018	2019	2020	2021	2022	2023	2024	2025
VETERANS BENEFITS AND SERVICES (700)												
Construction, Minor Projects												
036 0111 0 1 703 AA01 MC MC 03 0												
Appropriation												
Pres 16	BA:	495	406	414	422	427	431	440	448	457	466	476
Reest	OP:	411	396									
	OT:	426	408	382	431	432	435	442	448	455	463	472
Mar 15	BA:	495	502	511	522	532	543	554	565	577	589	600
Base	OP:	411	396									
	OT:	426	411	410	496	525	535	547	557	568	579	591
Orig	BA:	495	406	414	422	427	431	440	448	457	466	476
Pres	OP:	501	332									
	OT:	590	405	446	434	424	496	501	533	541	449	458
Reest -	BA:	0	-96	-97	-100	-105	-112	-114	-117	-120	-123	-124
Mar15	OP:	0	0									
	OT:	0	-3	-28	-65	-93	-100	-105	-109	-113	-116	-119
Reest -	BA:	0	0	0	0	0	0	0	0	0	0	0
Orig	OP:	-90	64									
	OT:	-164	3	-64	-3	8	-61	-59	-85	-86	14	14
036 0111 0 1 703 BA01 56 90 10 N												
Federal Fund												
Allocation of \$5B provided in VA Choice Act												
Pres 16	BA:	0	0	0	0	0	0	0	0	0	0	0
Reest	OP:	0	0									
	OT:	15	153	153	128	62	0	0	0	0	0	0
Mar 15	BA:	0	0	0	0	0	0	0	0	0	0	0
Base	OP:	0	0									
	OT:	15	153	153	128	62	0	0	0	0	0	0
Orig	BA:	0	0	0	0	0	0	0	0	0	0	0
Pres	OP:	92	256									
	OT:	92	256	116	24	10	4	2	7	0	0	0
Reest -	BA:	0	0	0	0	0	0	0	0	0	0	0
Mar15	OP:	0	0									
	OT:	0	0	0	0	0	0	0	0	0	0	0
Reest -	BA:	0	0	0	0	0	0	0	0	0	0	0
Orig	OP:	-92	-256									
	OT:	-77	-103	37	104	52	-4	-2	-7	0	0	0



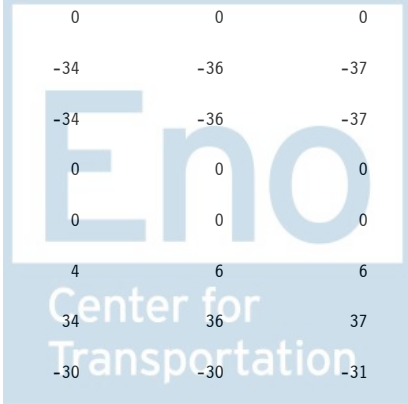
Sorted by FUNC, SFUN, TID, SUB
 (amounts in millions)

		2015	2016	2017	2018	2019	2020	2021	2022	2023	2024	2025
VETERANS BENEFITS AND SERVICES (700)												
Account Total for Construction, Minor Projects												
Pres 16	BA:	495	406	414	422	427	431	440	448	457	466	476
Reest	OP:	411	396									
	OT:	441	561	535	559	494	435	442	448	455	463	472
Mar 15	BA:	495	502	511	522	532	543	554	565	577	589	600
Base	OP:	411	396									
	OT:	441	564	563	624	587	535	547	557	568	579	591
Orig	BA:	495	406	414	422	427	431	440	448	457	466	476
Pres	OP:	593	588									
	OT:	682	661	562	458	434	500	503	540	541	449	458
Reest -	BA:	0	-96	-97	-100	-105	-112	-114	-117	-120	-123	-124
Mar15	OP:	0	0									
	OT:	0	-3	-28	-65	-93	-100	-105	-109	-113	-116	-119
Reest -	BA:	0	0	0	0	0	0	0	0	0	0	0
Orig	OP:	-182	-192									
	OT:	-241	-100	-27	101	60	-65	-61	-92	-86	14	14
Veterans Health Administration												
Medical Support and Compliance												
036 0152 0 1 703 AA01 MC MC 03												
Appropriation												
Pres 16	BA:	0	70	71	73	74	74	76	77	79	80	82
Reest	OP:	0	0									
	OT:	0	60	69	72	73	73	75	76	78	79	81
Mar 15	BA:	0	0	0	0	0	0	0	0	0	0	0
Base	OP:	0	0									
	OT:	0	0	0	0	0	0	0	0	0	0	0
Orig	BA:	0	0	0	0	0	0	0	0	0	0	0
Pres	OP:	0	0									
	OT:	0	0	0	0	0	0	0	0	0	0	0
Reest -	BA:	0	70	71	73	74	74	76	77	79	80	82
Mar15	OP:	0	0									
	OT:	0	60	69	72	73	73	75	76	78	79	81
Reest -	BA:	0	70	71	73	74	74	76	77	79	80	82
Orig	OP:	0	0									
	OT:	0	60	69	72	73	73	75	76	78	79	81




Sorted by FUNC, SFUN, TID, SUB
 (amounts in millions)

		2015	2016	2017	2018	2019	2020	2021	2022	2023	2024	2025
VETERANS BENEFITS AND SERVICES (700)												
036 0152 0 1 703 AA04 MC MC 03 A												
Appropriation												
2-year funding correction												
Pres 16	BA:	100	100	0	0	0	0	0	0	0	0	0
Reest	OP:	37	20									
	OT:	107	90	28	10	2	0	0	0	0	0	0
Mar 15	BA:	100	0	0	0	0	0	0	0	0	0	0
Base	OP:	37	20									
	OT:	107	20	8	2	0	0	0	0	0	0	0
Orig	BA:	73	143	43	45	46	45	47	47	49	49	50
Pres	OP:	17	32									
	OT:	57	134	76	47	45	44	46	46	47	47	49
Reest -	BA:	0	100	0	0	0	0	0	0	0	0	0
Mar15	OP:	0	0									
	OT:	0	70	20	8	2	0	0	0	0	0	0
Reest -	BA:	27	-43	-43	-45	-46	-45	-47	-47	-49	-49	-50
Orig	OP:	20	-12									
	OT:	50	-44	-48	-37	-43	-44	-46	-46	-47	-47	-49
036 0152 0 1 703 AA05 MC MC 03 0												
Appropriation												
transfer to DoD-VA medical facility demonstration fund												
Pres 16	BA:	-27	-27	-28	-28	-28	-29	-29	-30	-30	-31	-32
Reest	OP:	0	0									
	OT:	-27	-27	0	0	0	0	0	0	0	0	0
Mar 15	BA:	-27	-28	-29	-30	-31	-32	-33	-34	-36	-37	-38
Base	OP:	0	0									
	OT:	-27	-28	-29	-30	-31	-32	-33	-34	-36	-37	-38
Orig	BA:	0	0	0	0	0	0	0	0	0	0	0
Pres	OP:	0	0									
	OT:	0	0	0	0	0	0	0	0	0	0	0
Reest -	BA:	0	1	1	2	3	3	4	4	6	6	6
Mar15	OP:	0	0									
	OT:	0	1	29	30	31	32	33	34	36	37	38
Reest -	BA:	-27	-27	-28	-28	-28	-29	-29	-30	-30	-31	-32
Orig	OP:	0	0									
	OT:	-27	-27	0	0	0	0	0	0	0	0	0




Sorted by FUNC, SFUN, TID, SUB
 (amounts in millions)

		2015	2016	2017	2018	2019	2020	2021	2022	2023	2024	2025
VETERANS BENEFITS AND SERVICES (700)												
036 0152 0 1 703 AD01 MC MC 03 1												
Advance Appropriation												
Pres 16	BA:	5,880	6,144	6,424	6,566	6,714	6,861	7,009	7,183	7,363	7,545	7,731
Reest	OP:	848	825									
	OT:	5,846	6,047	6,316	6,474	6,622	6,768	6,915	7,083	7,260	7,440	7,623
Mar 15	BA:	5,880	6,144	6,351	6,584	6,825	7,073	7,325	7,587	7,854	8,127	8,408
Base	OP:	848	825									
	OT:	5,846	6,047	6,254	6,480	6,717	6,962	7,210	7,468	7,732	8,001	8,278
Orig	BA:	5,774	6,044	6,524	6,668	6,819	6,968	7,118	7,295	7,478	7,662	7,851
Pres	OP:	571	551									
	OT:	5,710	5,930	6,383	6,563	6,706	6,779	6,927	7,077	7,247	7,427	7,600
Reest -	BA:	0	0	73	-18	-111	-212	-316	-404	-491	-582	-677
Mar15	OP:	0	0									
	OT:	0	0	62	-6	-95	-194	-295	-385	-472	-561	-655
Reest -	BA:	106	100	-100	-102	-105	-107	-109	-112	-115	-117	-120
Orig	OP:	277	274									
	OT:	136	117	-67	-89	-84	-11	-12	6	13	13	23
036 0152 0 1 703 AD02 MC MC 03												
Advance Appropriation												
Pres 16	BA:	0	0	100	102	105	107	109	112	115	117	120
Reest	OP:	0	0									
	OT:	0	0	85	99	103	106	108	110	113	115	118
Mar 15	BA:	0	0	0	0	0	0	0	0	0	0	0
Base	OP:	0	0									
	OT:	0	0	0	0	0	0	0	0	0	0	0
Orig	BA:	0	0	0	0	0	0	0	0	0	0	0
Pres	OP:	0	0									
	OT:	0	0	0	0	0	0	0	0	0	0	0
Reest -	BA:	0	0	100	102	105	107	109	112	115	117	120
Mar15	OP:	0	0									
	OT:	0	0	85	99	103	106	108	110	113	115	118
Reest -	BA:	0	0	100	102	105	107	109	112	115	117	120
Orig	OP:	0	0									
	OT:	0	0	85	99	103	106	108	110	113	115	118



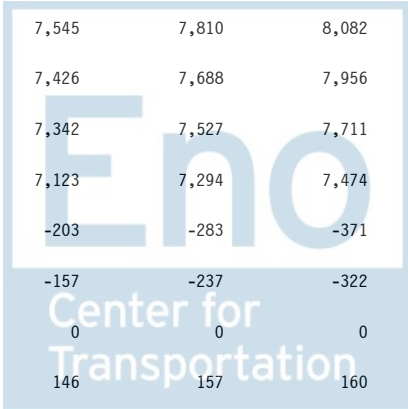
Sorted by FUNC, SFUN, TID, SUB
 (amounts in millions)

		2015	2016	2017	2018	2019	2020	2021	2022	2023	2024	2025
VETERANS BENEFITS AND SERVICES (700)												
036 0152 0 1 703 BA01 56 90 10 N												
Federal Fund												
Allocation of \$5B provided in VA Choice Act												
Pres 16	BA:	0	0	0	0	0	0	0	0	0	0	0
Reest	OP:	0	0									
	OT:	23	3	1	0	0	0	0	0	0	0	0
Mar 15	BA:	0	0	0	0	0	0	0	0	0	0	0
Base	OP:	0	0									
	OT:	23	3	1	0	0	0	0	0	0	0	0
Orig	BA:	0	0	0	0	0	0	0	0	0	0	0
Pres	OP:	8	15									
	OT:	8	15	4	0	0	0	0	0	0	0	0
Reest -	BA:	0	0	0	0	0	0	0	0	0	0	0
Mar15	OP:	0	0									
	OT:	0	0	0	0	0	0	0	0	0	0	0
Reest -	BA:	0	0	0	0	0	0	0	0	0	0	0
Orig	OP:	-8	-15									
	OT:	15	-12	-3	0	0	0	0	0	0	0	0
036 0152 0 1 703 IA01 MC MC 03 A												
Rescission												
2-year funding correction												
Pres 16	BA:	-100	-100	0	0	0	0	0	0	0	0	0
Reest	OP:	-22	-15									
	OT:	-107	-100	-15	-2	-1	0	0	0	0	0	0
Mar 15	BA:	-100	0	0	0	0	0	0	0	0	0	0
Base	OP:	-22	-15									
	OT:	-107	-15	-3	-1	0	0	0	0	0	0	0
Orig	BA:	0	0	0	0	0	0	0	0	0	0	0
Pres	OP:	0	0									
	OT:	0	0	0	0	0	0	0	0	0	0	0
Reest -	BA:	0	-100	0	0	0	0	0	0	0	0	0
Mar15	OP:	0	0									
	OT:	0	-85	-12	-1	-1	0	0	0	0	0	0
Reest -	BA:	-100	-100	0	0	0	0	0	0	0	0	0
Orig	OP:	-22	-15									
	OT:	-107	-100	-15	-2	-1	0	0	0	0	0	0




Sorted by FUNC, SFUN, TID, SUB
 (amounts in millions)

		2015	2016	2017	2018	2019	2020	2021	2022	2023	2024	2025
VETERANS BENEFITS AND SERVICES (700)												
036 0152 0 1 703 IA02 MC MC 03 0												
Rescission												
Allocation of General 700 Rescission												
Pres 16	BA:	-6	0	0	0	0	0	0	0	0	0	0
Reest	OP:	0	-1									
	OT:	-5	-1	0	0	0	0	0	0	0	0	0
Mar 15	BA:	-6	-6	-6	-7	-7	-7	-7	-8	-8	-8	-8
Base	OP:	0	-1									
	OT:	-5	-6	-6	-7	-7	-7	-7	-8	-8	-8	-8
Orig	BA:	0	0	0	0	0	0	0	0	0	0	0
Pres	OP:	0	0									
	OT:	0	0	0	0	0	0	0	0	0	0	0
Reest -	BA:	0	6	6	7	7	7	7	8	8	8	8
Mar15	OP:	0	0									
	OT:	0	5	6	7	7	7	7	8	8	8	8
Reest -	BA:	-6	0	0	0	0	0	0	0	0	0	0
Orig	OP:	0	-1									
	OT:	-5	-1	0	0	0	0	0	0	0	0	0
Account Total for Medical Support and Compliance												
Pres 16	BA:	5,847	6,187	6,567	6,713	6,865	7,013	7,165	7,342	7,527	7,711	7,901
Reest	OP:	863	829									
	OT:	5,837	6,072	6,484	6,653	6,799	6,947	7,098	7,269	7,451	7,634	7,822
Mar 15	BA:	5,847	6,110	6,316	6,547	6,787	7,034	7,285	7,545	7,810	8,082	8,362
Base	OP:	863	829									
	OT:	5,837	6,021	6,225	6,444	6,679	6,923	7,170	7,426	7,688	7,956	8,232
Orig	BA:	5,847	6,187	6,567	6,713	6,865	7,013	7,165	7,342	7,527	7,711	7,901
Pres	OP:	596	598									
	OT:	5,775	6,079	6,463	6,610	6,751	6,823	6,973	7,123	7,294	7,474	7,649
Reest -	BA:	0	77	251	166	78	-21	-120	-203	-283	-371	-461
Mar15	OP:	0	0									
	OT:	0	51	259	209	120	24	-72	-157	-237	-322	-410
Reest -	BA:	0	0	0	0	0	0	0	0	0	0	0
Orig	OP:	267	231									
	OT:	62	-7	21	43	48	124	125	146	157	160	173



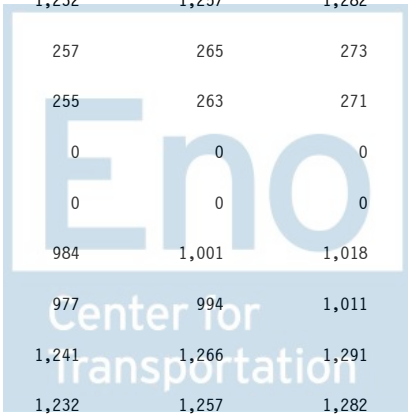
Sorted by FUNC, SFUN, TID, SUB
 (amounts in millions)

		2015	2016	2017	2018	2019	2020	2021	2022	2023	2024	2025
VETERANS BENEFITS AND SERVICES (700)												
Medical services												
036 0160 0 1 703 AA01 MC MC 03												
Appropriation												
Pres 16	BA:	0	0	0	0	0	0	0	0	0	0	0
Reest	OP:	0	0									
	OT:	0	0	0	0	0	0	0	0	0	0	0
Mar 15	BA:	0	0	0	0	0	0	0	0	0	0	0
Base	OP:	0	0									
	OT:	0	0	0	0	0	0	0	0	0	0	0
Orig	BA:	-2	-2	-2	-2	-2	-2	-2	-2	-2	-2	-2
Pres	OP:	0	0									
	OT:	-2	-2	-2	-2	-2	-2	-2	-2	-2	-2	-2
Reest -	BA:	0	0	0	0	0	0	0	0	0	0	0
Mar15	OP:	0	0									
	OT:	0	0	0	0	0	0	0	0	0	0	0
Reest -	BA:	2	2	2	2	2	2	2	2	2	2	2
Orig	OP:	0	0									
	OT:	2	2	2	2	2	2	2	2	2	2	2
036 0160 0 1 703 AA02 MC MC 03												
Appropriation												
Pres sec. 224-transfer authority-OL only												
Pres 16	BA:	0	0	0	0	0	0	0	0	0	0	0
Reest	OP:	0	0									
	OT:	0	38	-9	-15	-11	-3	0	0	0	0	0
Mar 15	BA:	0	0	0	0	0	0	0	0	0	0	0
Base	OP:	0	0									
	OT:	0	0	0	0	0	0	0	0	0	0	0
Orig	BA:	0	0	0	0	0	0	0	0	0	0	0
Pres	OP:	0	0									
	OT:	0	0	0	0	0	0	0	0	0	0	0
Reest -	BA:	0	0	0	0	0	0	0	0	0	0	0
Mar15	OP:	0	0									
	OT:	0	38	-9	-15	-11	-3	0	0	0	0	0
Reest -	BA:	0	0	0	0	0	0	0	0	0	0	0
Orig	OP:	0	0									
	OT:	0	38	-9	-15	-11	-3	0	0	0	0	0



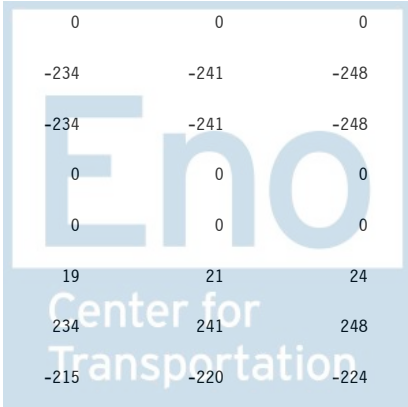
Sorted by FUNC, SFUN, TID, SUB
 (amounts in millions)

		2015	2016	2017	2018	2019	2020	2021	2022	2023	2024	2025
VETERANS BENEFITS AND SERVICES (700)												
036 0160 0 1 703 AA03 MC MC 03 A												
Appropriation												
MCCF spending												
Pres 16	BA:	3,411	3,433	3,523	3,675	3,760	3,901	3,973	4,044	4,175	4,245	4,371
Reest	OP:	1,000	1,443									
	OT:	2,535	2,988	3,182	3,567	3,666	3,787	3,890	3,973	4,078	4,167	4,271
Mar 15	BA:	3,411	2,424	2,490	2,611	2,665	2,776	2,822	2,866	2,971	3,016	3,116
Base	OP:	1,000	1,443									
	OT:	2,535	2,534	2,414	2,627	2,598	2,689	2,764	2,819	2,898	2,961	3,039
Orig	BA:	4,608	5,541	4,224	4,307	4,352	4,394	4,483	4,572	4,663	4,757	4,851
Pres	OP:	941	1,917									
	OT:	3,649	5,449	5,166	4,567	4,323	4,363	4,435	4,525	4,615	4,706	4,800
Reest -	BA:	0	1,009	1,033	1,064	1,095	1,125	1,151	1,178	1,204	1,229	1,255
Mar15	OP:	0	0									
	OT:	0	454	768	940	1,068	1,098	1,126	1,154	1,180	1,206	1,232
Reest -	BA:	-1,197	-2,108	-701	-632	-592	-493	-510	-528	-488	-512	-480
Orig	OP:	59	-474									
	OT:	-1,114	-2,461	-1,984	-1,000	-657	-576	-545	-552	-537	-539	-529
036 0160 0 1 703 AA04 MC MC 03 0												
Appropriation												
Pres 16	BA:	209	1,124	1,146	1,169	1,181	1,193	1,217	1,241	1,266	1,291	1,317
Reest	OP:	5	19									
	OT:	192	1,024	1,131	1,160	1,174	1,186	1,208	1,232	1,257	1,282	1,308
Mar 15	BA:	209	214	221	227	235	242	249	257	265	273	281
Base	OP:	5	19									
	OT:	192	210	219	225	233	240	247	255	263	271	279
Orig	BA:	0	0	0	0	0	0	0	0	0	0	0
Pres	OP:	0	0									
	OT:	0	0	0	0	0	0	0	0	0	0	0
Reest -	BA:	0	910	925	942	946	951	968	984	1,001	1,018	1,036
Mar15	OP:	0	0									
	OT:	0	814	912	935	941	946	961	977	994	1,011	1,029
Reest -	BA:	209	1,124	1,146	1,169	1,181	1,193	1,217	1,241	1,266	1,291	1,317
Orig	OP:	5	19									
	OT:	192	1,024	1,131	1,160	1,174	1,186	1,208	1,232	1,257	1,282	1,308



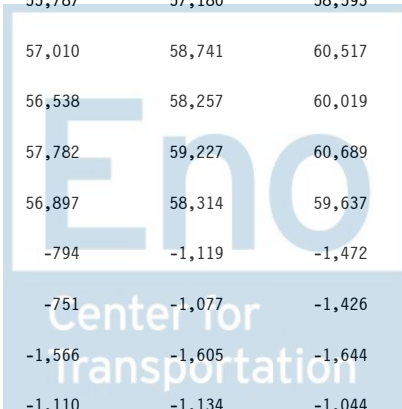
Sorted by FUNC, SFUN, TID, SUB
 (amounts in millions)

		2015	2016	2017	2018	2019	2020	2021	2022	2023	2024	2025
VETERANS BENEFITS AND SERVICES (700)												
036 0160 0 1 703 AA05 MC MC 03 0												
Appropriation												
transfer to DoD-VA health care fund												
Pres 16	BA:	-15	-15	-15	-16	-16	-16	-16	-17	-17	-17	-18
Reest	OP:	0	0									
	OT:	-15	-15	-15	-16	-16	-16	-16	-17	-17	-17	-18
Mar 15	BA:	-15	-15	-16	-16	-17	-17	-18	-18	-19	-20	-20
Base	OP:	0	0									
	OT:	-15	-15	-16	-16	-17	-17	-18	-18	-19	-20	-20
Orig	BA:	0	0	0	0	0	0	0	0	0	0	0
Pres	OP:	0	0									
	OT:	0	0	0	0	0	0	0	0	0	0	0
Reest -	BA:	0	0	1	0	1	1	2	1	2	3	2
Mar15	OP:	0	0									
	OT:	0	0	1	0	1	1	2	1	2	3	2
Reest -	BA:	-15	-15	-15	-16	-16	-16	-16	-17	-17	-17	-18
Orig	OP:	0	0									
	OT:	-15	-15	-15	-16	-16	-16	-16	-17	-17	-17	-18
036 0160 0 1 703 AA07 MC MC 03 0												
Appropriation												
transfer to DoD-VA medical facility demonstration fund												
Pres 16	BA:	-190	-195	-199	-203	-205	-207	-211	-215	-220	-224	-228
Reest	OP:	0	0									
	OT:	-190	-195	0	0	0	0	0	0	0	0	0
Mar 15	BA:	-190	-195	-200	-207	-213	-220	-227	-234	-241	-248	-256
Base	OP:	0	0									
	OT:	-190	-195	-200	-207	-213	-220	-227	-234	-241	-248	-256
Orig	BA:	0	0	0	0	0	0	0	0	0	0	0
Pres	OP:	0	0									
	OT:	0	0	0	0	0	0	0	0	0	0	0
Reest -	BA:	0	0	1	4	8	13	16	19	21	24	28
Mar15	OP:	0	0									
	OT:	0	0	200	207	213	220	227	234	241	248	256
Reest -	BA:	-190	-195	-199	-203	-205	-207	-211	-215	-220	-224	-228
Orig	OP:	0	0									
	OT:	-190	-195	0	0	0	0	0	0	0	0	0



Sorted by FUNC, SFUN, TID, SUB
 (amounts in millions)

		2015	2016	2017	2018	2019	2020	2021	2022	2023	2024	2025
VETERANS BENEFITS AND SERVICES (700)												
036 0160 0 1 703 AA10 MC MC 03 A												
Appropriation												
2-year funding correction												
Pres 16	BA:	1,400	1,400	0	0	0	0	0	0	0	0	0
Reest	OP:	200	280									
	OT:	1,250	1,330	322	63	21	0	0	0	0	0	0
Mar 15	BA:	1,400	0	0	0	0	0	0	0	0	0	0
Base	OP:	200	280									
	OT:	1,250	280	42	21	0	0	0	0	0	0	0
Orig	BA:	0	0	0	0	0	0	0	0	0	0	0
Pres	OP:	0	0									
	OT:	0	0	0	0	0	0	0	0	0	0	0
Reest -	BA:	0	1,400	0	0	0	0	0	0	0	0	0
Mar15	OP:	0	0									
	OT:	0	1,050	280	42	21	0	0	0	0	0	0
Reest -	BA:	1,400	1,400	0	0	0	0	0	0	0	0	0
Orig	OP:	200	280									
	OT:	1,250	1,330	322	63	21	0	0	0	0	0	0
036 0160 0 1 703 AD01 MC MC 03 1												
Advance Appropriation												
Pres 16	BA:	45,016	47,603	50,273	51,384	52,541	53,696	54,851	56,216	57,622	59,045	60,503
Reest	OP:	4,392	4,533									
	OT:	44,636	47,090	49,730	50,991	52,150	53,300	54,450	55,787	57,180	58,593	60,040
Mar 15	BA:	45,016	47,603	48,947	50,474	52,045	53,662	55,302	57,010	58,741	60,517	62,338
Base	OP:	4,392	4,533									
	OT:	44,636	47,090	48,545	50,054	51,613	53,216	54,845	56,538	58,257	60,019	61,826
Orig	BA:	43,587	46,203	51,673	52,815	54,004	55,191	56,378	57,782	59,227	60,689	62,188
Pres	OP:	4,812	4,062									
	OT:	43,643	45,224	50,145	51,970	53,197	54,373	55,538	56,897	58,314	59,637	61,110
Reest -	BA:	0	0	1,326	910	496	34	-451	-794	-1,119	-1,472	-1,835
Mar15	OP:	0	0									
	OT:	0	0	1,185	937	537	84	-395	-751	-1,077	-1,426	-1,786
Reest -	BA:	1,429	1,400	-1,400	-1,431	-1,463	-1,495	-1,527	-1,566	-1,605	-1,644	-1,685
Orig	OP:	-420	471									
	OT:	993	1,866	-415	-979	-1,047	-1,073	-1,088	-1,110	-1,134	-1,044	-1,070




Sorted by FUNC, SFUN, TID, SUB
 (amounts in millions)

		2015	2016	2017	2018	2019	2020	2021	2022	2023	2024	2025
VETERANS BENEFITS AND SERVICES (700)												
036 0160 0 1 703 AD02 MC MC 03												
Advance Appropriation												
Pres 16	BA:	0	0	1,400	1,431	1,463	1,495	1,527	1,566	1,605	1,644	1,685
Reest	OP:	0	0									
	OT:	0	0	1,252	1,410	1,451	1,484	1,516	1,554	1,593	1,632	1,672
Mar 15	BA:	0	0	0	0	0	0	0	0	0	0	0
Base	OP:	0	0									
	OT:	0	0	0	0	0	0	0	0	0	0	0
Orig	BA:	0	0	0	0	0	0	0	0	0	0	0
Pres	OP:	0	0									
	OT:	0	0	0	0	0	0	0	0	0	0	0
Reest -	BA:	0	0	1,400	1,431	1,463	1,495	1,527	1,566	1,605	1,644	1,685
Mar15	OP:	0	0									
	OT:	0	0	1,252	1,410	1,451	1,484	1,516	1,554	1,593	1,632	1,672
Reest -	BA:	0	0	1,400	1,431	1,463	1,495	1,527	1,566	1,605	1,644	1,685
Orig	OP:	0	0									
	OT:	0	0	1,252	1,410	1,451	1,484	1,516	1,554	1,593	1,632	1,672
036 0160 0 1 703 BA01 56 90 10 N												
Federal Fund												
Allocation of \$5B provided in VA Choice Act												
Pres 16	BA:	0	0	0	0	0	0	0	0	0	0	0
Reest	OP:	0	0									
	OT:	600	900	813	0	0	0	0	0	0	0	0
Mar 15	BA:	0	0	0	0	0	0	0	0	0	0	0
Base	OP:	0	0									
	OT:	600	900	813	0	0	0	0	0	0	0	0
Orig	BA:	0	0	0	0	0	0	0	0	0	0	0
Pres	OP:	555	1,365									
	OT:	555	1,365	393	0	0	0	0	0	0	0	0
Reest -	BA:	0	0	0	0	0	0	0	0	0	0	0
Mar15	OP:	0	0									
	OT:	0	0	0	0	0	0	0	0	0	0	0
Reest -	BA:	0	0	0	0	0	0	0	0	0	0	0
Orig	OP:	-555	-1,365									
	OT:	45	-465	420	0	0	0	0	0	0	0	0



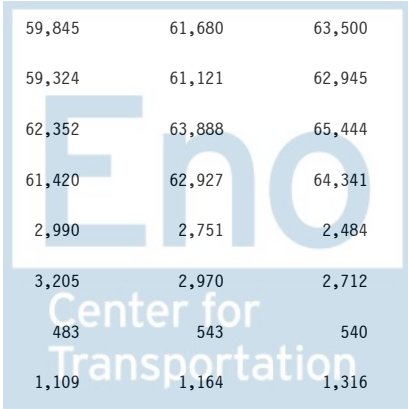
Sorted by FUNC, SFUN, TID, SUB
 (amounts in millions)

		2015	2016	2017	2018	2019	2020	2021	2022	2023	2024	2025
VETERANS BENEFITS AND SERVICES (700)												
036 0160 0 1 703 IA01 MC MC 03 A												
Rescission												
2-year funding correction												
Pres 16	BA:	-1,400	-1,400	0	0	0	0	0	0	0	0	0
Reest	OP:	-142	-142									
	OT:	-1,394	-1,394	-141	-11	-1	0	0	0	0	0	0
Mar 15	BA:	-1,400	0	0	0	0	0	0	0	0	0	0
Base	OP:	-142	-142									
	OT:	-1,394	-142	-11	-1	0	0	0	0	0	0	0
Orig	BA:	0	0	0	0	0	0	0	0	0	0	0
Pres	OP:	0	0									
	OT:	0	0	0	0	0	0	0	0	0	0	0
Reest -	BA:	0	-1,400	0	0	0	0	0	0	0	0	0
Mar15	OP:	0	0									
	OT:	0	-1,252	-130	-10	-1	0	0	0	0	0	0
Reest -	BA:	-1,400	-1,400	0	0	0	0	0	0	0	0	0
Orig	OP:	-142	-142									
	OT:	-1,394	-1,394	-141	-11	-1	0	0	0	0	0	0
036 0160 0 1 703 IA02 MC MC 03 0												
Rescission												
Pres 16	BA:	0	0	0	0	0	0	0	0	0	0	0
Reest	OP:	-17	-1									
	OT:	-17	-1	0	0	0	0	0	0	0	0	0
Mar 15	BA:	0	0	0	0	0	0	0	0	0	0	0
Base	OP:	-17	-1									
	OT:	-17	-1	0	0	0	0	0	0	0	0	0
Orig	BA:	0	0	0	0	0	0	0	0	0	0	0
Pres	OP:	0	0									
	OT:	0	0	0	0	0	0	0	0	0	0	0
Reest -	BA:	0	0	0	0	0	0	0	0	0	0	0
Mar15	OP:	0	0									
	OT:	0	0	0	0	0	0	0	0	0	0	0
Reest -	BA:	0	0	0	0	0	0	0	0	0	0	0
Orig	OP:	-17	-1									
	OT:	-17	-1	0	0	0	0	0	0	0	0	0




Sorted by FUNC, SFUN, TID, SUB
 (amounts in millions)

		2015	2016	2017	2018	2019	2020	2021	2022	2023	2024	2025
VETERANS BENEFITS AND SERVICES (700)												
036 0160 0 1 703 IA03 MC MC 03 0												
Rescission												
Allocation of General 700 Rescission												
Pres 16	BA:	-29	0	0	0	0	0	0	0	0	0	0
Reest	OP:	0	-3									
	OT:	-26	-3	0	0	0	0	0	0	0	0	0
Mar 15	BA:	-29	-30	-31	-32	-33	-34	-35	-36	-37	-38	-39
Base	OP:	0	-3									
	OT:	-26	-30	-31	-32	-33	-34	-35	-36	-37	-38	-39
Orig	BA:	0	0	0	0	0	0	0	0	0	0	0
Pres	OP:	0	0									
	OT:	0	0	0	0	0	0	0	0	0	0	0
Reest -	BA:	0	30	31	32	33	34	35	36	37	38	39
Mar15	OP:	0	0									
	OT:	0	27	31	32	33	34	35	36	37	38	39
Reest -	BA:	-29	0	0	0	0	0	0	0	0	0	0
Orig	OP:	0	-3									
	OT:	-26	-3	0	0	0	0	0	0	0	0	0
Account Total for Medical services												
Pres 16	BA:	48,402	51,950	56,128	57,440	58,724	60,062	61,341	62,835	64,431	65,984	67,630
Reest	OP:	5,438	6,129									
	OT:	47,571	51,762	56,265	57,149	58,434	59,738	61,048	62,529	64,091	65,657	67,273
Mar 15	BA:	48,402	50,001	51,411	53,057	54,682	56,409	58,093	59,845	61,680	63,500	65,420
Base	OP:	5,438	6,129									
	OT:	47,571	50,631	51,775	52,671	54,181	55,874	57,576	59,324	61,121	62,945	64,829
Orig	BA:	48,193	51,742	55,895	57,120	58,354	59,583	60,859	62,352	63,888	65,444	67,037
Pres	OP:	6,308	7,344									
	OT:	47,845	52,036	55,702	56,535	57,518	58,734	59,971	61,420	62,927	64,341	65,908
Reest -	BA:	0	1,949	4,717	4,383	4,042	3,653	3,248	2,990	2,751	2,484	2,210
Mar15	OP:	0	0									
	OT:	0	1,131	4,490	4,478	4,253	3,864	3,472	3,205	2,970	2,712	2,444
Reest -	BA:	209	208	233	320	370	479	482	483	543	540	593
Orig	OP:	-870	-1,215									
	OT:	-274	-274	563	614	916	1,004	1,077	1,109	1,164	1,316	1,365



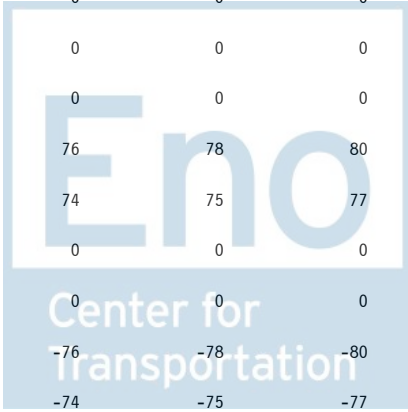
Sorted by FUNC, SFUN, TID, SUB
 (amounts in millions)

		2015	2016	2017	2018	2019	2020	2021	2022	2023	2024	2025
VETERANS BENEFITS AND SERVICES (700)												
Medical and prosthetic research												
036 0161 0 1 703 AA01 MC MC 03 0												
Appropriation												
Pres 16	BA:	589	622	635	647	654	660	672	687	700	715	730
Reest	OP:	240	218									
	OT:	593	591	609	628	637	644	653	666	680	694	708
Mar 15	BA:	589	605	622	642	662	683	704	726	748	771	795
Base	OP:	240	218									
	OT:	593	581	596	620	639	659	680	701	722	744	767
Orig	BA:	589	622	635	647	654	660	672	687	700	715	730
Pres	OP:	171	172									
	OT:	579	604	640	643	646	653	657	672	685	699	714
Reest -	BA:	0	17	13	5	-8	-23	-32	-39	-48	-56	-65
Mar15	OP:	0	0									
	OT:	0	10	13	8	-2	-15	-27	-35	-42	-50	-59
Reest -	BA:	0	0	0	0	0	0	0	0	0	0	0
Orig	OP:	69	46									
	OT:	14	-13	-31	-15	-9	-9	-4	-6	-5	-5	-6
Medical Facilities												
036 0162 0 1 703 AA01 MC MC 03 0												
Appropriation												
Pres 16	BA:	0	0	0	0	0	0	0	0	0	0	0
Reest	OP:	20	4									
	OT:	20	4	1	0	0	0	0	0	0	0	0
Mar 15	BA:	0	0	0	0	0	0	0	0	0	0	0
Base	OP:	20	4									
	OT:	20	4	1	0	0	0	0	0	0	0	0
Orig	BA:	0	0	0	0	0	0	0	0	0	0	0
Pres	OP:	0	0									
	OT:	0	0	0	0	0	0	0	0	0	0	0
Reest -	BA:	0	0	0	0	0	0	0	0	0	0	0
Mar15	OP:	0	0									
	OT:	0	0	0	0	0	0	0	0	0	0	0
Reest -	BA:	0	0	0	0	0	0	0	0	0	0	0
Orig	OP:	20	4									
	OT:	20	4	1	0	0	0	0	0	0	0	0



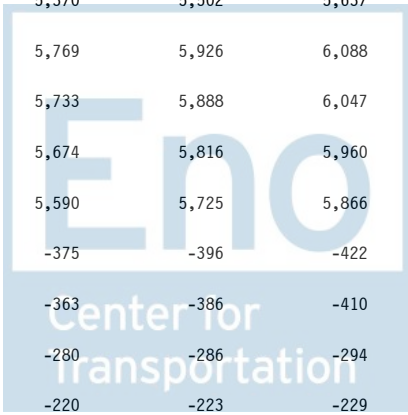
Sorted by FUNC, SFUN, TID, SUB
 (amounts in millions)

		2015	2016	2017	2018	2019	2020	2021	2022	2023	2024	2025
VETERANS BENEFITS AND SERVICES (700)												
036 0162 0 1 703 AA03 MC MC 03												
Appropriation												
Pres 16	BA:	0	105	107	109	110	111	114	116	118	121	123
Reest	OP:	0	0									
	OT:	0	74	100	106	108	110	112	115	117	119	122
Mar 15	BA:	0	0	0	0	0	0	0	0	0	0	0
Base	OP:	0	0									
	OT:	0	0	0	0	0	0	0	0	0	0	0
Orig	BA:	0	0	0	0	0	0	0	0	0	0	0
Pres	OP:	0	0									
	OT:	0	0	0	0	0	0	0	0	0	0	0
Reest -	BA:	0	105	107	109	110	111	114	116	118	121	123
Mar15	OP:	0	0									
	OT:	0	74	100	106	108	110	112	115	117	119	122
Reest -	BA:	0	105	107	109	110	111	114	116	118	121	123
Orig	OP:	0	0									
	OT:	0	74	100	106	108	110	112	115	117	119	122
036 0162 0 1 703 AA04 MC MC 03 A												
Appropriation												
2-year funding correction												
Pres 16	BA:	250	250	0	0	0	0	0	0	0	0	0
Reest	OP:	76	88									
	OT:	226	238	101	38	13	0	0	0	0	0	0
Mar 15	BA:	250	0	0	0	0	0	0	0	0	0	0
Base	OP:	76	88									
	OT:	226	88	38	13	0	0	0	0	0	0	0
Orig	BA:	215	319	70	73	72	72	75	76	78	80	80
Pres	OP:	123	90									
	OT:	238	285	174	96	69	70	72	74	75	77	77
Reest -	BA:	0	250	0	0	0	0	0	0	0	0	0
Mar15	OP:	0	0									
	OT:	0	150	63	25	13	0	0	0	0	0	0
Reest -	BA:	35	-69	-70	-73	-72	-72	-75	-76	-78	-80	-80
Orig	OP:	-47	-2									
	OT:	-12	-47	-73	-58	-56	-70	-72	-74	-75	-77	-77




Sorted by FUNC, SFUN, TID, SUB
 (amounts in millions)

		2015	2016	2017	2018	2019	2020	2021	2022	2023	2024	2025
VETERANS BENEFITS AND SERVICES (700)												
036 0162 0 1 703 AA06 MC MC 03 0												
Appropriation												
transfer to DoD-VA medical facility demonstration fund												
Pres 16	BA:	-35	-36	-37	-37	-38	-38	-39	-40	-41	-41	-42
Reest	OP:	0	0									
	OT:	-35	-36	0	0	0	0	0	0	0	0	0
Mar 15	BA:	-35	-36	-37	-38	-39	-40	-41	-42	-43	-44	-46
Base	OP:	0	0									
	OT:	-35	-36	-37	-38	-39	-40	-41	-42	-43	-44	-46
Orig	BA:	0	0	0	0	0	0	0	0	0	0	0
Pres	OP:	0	0									
	OT:	0	0	0	0	0	0	0	0	0	0	0
Reest -	BA:	0	0	0	1	1	2	2	2	2	3	4
Mar15	OP:	0	0									
	OT:	0	0	37	38	39	40	41	42	43	44	46
Reest -	BA:	-35	-36	-37	-37	-38	-38	-39	-40	-41	-41	-42
Orig	OP:	0	0									
	OT:	-35	-36	0	0	0	0	0	0	0	0	0
036 0162 0 1 703 AD01 MC MC 03 1												
Advance Appropriation												
Pres 16	BA:	4,739	4,915	4,824	4,932	5,041	5,152	5,263	5,394	5,530	5,666	5,804
Reest	OP:	1,599	1,489									
	OT:	4,916	4,930	4,871	4,929	5,028	5,136	5,245	5,370	5,502	5,637	5,773
Mar 15	BA:	4,739	4,915	5,037	5,176	5,319	5,466	5,614	5,769	5,926	6,088	6,252
Base	OP:	1,599	1,489									
	OT:	4,916	4,930	5,020	5,149	5,289	5,434	5,581	5,733	5,888	6,047	6,210
Orig	BA:	4,487	4,665	5,074	5,187	5,302	5,420	5,536	5,674	5,816	5,960	6,106
Pres	OP:	1,009	987									
	OT:	4,407	4,520	4,937	5,169	5,301	5,416	5,459	5,590	5,725	5,866	6,006
Reest -	BA:	0	0	-213	-244	-278	-314	-351	-375	-396	-422	-448
Mar15	OP:	0	0									
	OT:	0	0	-149	-220	-261	-298	-336	-363	-386	-410	-437
Reest -	BA:	252	250	-250	-255	-261	-268	-273	-280	-286	-294	-302
Orig	OP:	590	502									
	OT:	509	410	-66	-240	-273	-280	-214	-220	-223	-229	-233




Sorted by FUNC, SFUN, TID, SUB
 (amounts in millions)

		2015	2016	2017	2018	2019	2020	2021	2022	2023	2024	2025
VETERANS BENEFITS AND SERVICES (700)												
036 0162 0 1 703 AD02 MC MC 03												
Advance Appropriation												
Pres 16	BA:	0	0	250	256	261	267	273	280	287	294	301
Reest	OP:	0	0									
	OT:	0	0	175	238	254	262	269	276	283	290	297
Mar 15	BA:	0	0	0	0	0	0	0	0	0	0	0
Base	OP:	0	0									
	OT:	0	0	0	0	0	0	0	0	0	0	0
Orig	BA:	0	0	0	0	0	0	0	0	0	0	0
Pres	OP:	0	0									
	OT:	0	0	0	0	0	0	0	0	0	0	0
Reest -	BA:	0	0	250	256	261	267	273	280	287	294	301
Mar15	OP:	0	0									
	OT:	0	0	175	238	254	262	269	276	283	290	297
Reest -	BA:	0	0	250	256	261	267	273	280	287	294	301
Orig	OP:	0	0									
	OT:	0	0	175	238	254	262	269	276	283	290	297
036 0162 0 1 703 BA02 56 90 10 N												
Federal Fund												
Allocation of \$5B provided in VA Choice Act												
Pres 16	BA:	0	0	0	0	0	0	0	0	0	0	0
Reest	OP:	0	0									
	OT:	400	675	697	0	0	0	0	0	0	0	0
Mar 15	BA:	0	0	0	0	0	0	0	0	0	0	0
Base	OP:	0	0									
	OT:	400	675	697	0	0	0	0	0	0	0	0
Orig	BA:	0	0	0	0	0	0	0	0	0	0	0
Pres	OP:	339	929									
	OT:	339	929	504	0	0	0	0	0	0	0	0
Reest -	BA:	0	0	0	0	0	0	0	0	0	0	0
Mar15	OP:	0	0									
	OT:	0	0	0	0	0	0	0	0	0	0	0
Reest -	BA:	0	0	0	0	0	0	0	0	0	0	0
Orig	OP:	-339	-929									
	OT:	61	-254	193	0	0	0	0	0	0	0	0




Sorted by FUNC, SFUN, TID, SUB
 (amounts in millions)

		2015	2016	2017	2018	2019	2020	2021	2022	2023	2024	2025
VETERANS BENEFITS AND SERVICES (700)												
036 0162 0 1 703 EA01 56 90 10												
Proposed Legislation												
Expansion of Enhanced Use Lease												
Pres 16	BA:	0	36	81	83	83	85	87	89	90	92	94
Reest	OP:	0	0									
	OT:	0	2	14	38	62	78	84	85	87	89	90
Mar 15	BA:	0	0	0	0	0	0	0	0	0	0	0
Base	OP:	0	0									
	OT:	0	0	0	0	0	0	0	0	0	0	0
Orig	BA:	0	0	0	0	0	0	0	0	0	0	0
Pres	OP:	0	0									
	OT:	0	0	0	0	0	0	0	0	0	0	0
Reest -	BA:	0	36	81	83	83	85	87	89	90	92	94
Mar15	OP:	0	0									
	OT:	0	2	14	38	62	78	84	85	87	89	90
Reest -	BA:	0	36	81	83	83	85	87	89	90	92	94
Orig	OP:	0	0									
	OT:	0	2	14	38	62	78	84	85	87	89	90
036 0162 0 1 703 EA02 56 90 10												
Proposed Legislation												
Medical Facilities Leases												
Pres 16	BA:	0	0	0	753	0	0	0	0	0	0	0
Reest	OP:	0	0									
	OT:	0	0	0	38	203	248	188	75	0	0	0
Mar 15	BA:	0	0	0	0	0	0	0	0	0	0	0
Base	OP:	0	0									
	OT:	0	0	0	0	0	0	0	0	0	0	0
Orig	BA:	0	0	0	0	0	0	0	0	0	0	0
Pres	OP:	0	0									
	OT:	0	0	0	0	0	0	0	0	0	0	0
Reest -	BA:	0	0	0	753	0	0	0	0	0	0	0
Mar15	OP:	0	0									
	OT:	0	0	0	38	203	248	188	75	0	0	0
Reest -	BA:	0	0	0	753	0	0	0	0	0	0	0
Orig	OP:	0	0									
	OT:	0	0	0	38	203	248	188	75	0	0	0




Sorted by FUNC, SFUN, TID, SUB
 (amounts in millions)

		2015	2016	2017	2018	2019	2020	2021	2022	2023	2024	2025
VETERANS BENEFITS AND SERVICES (700)												
036 0162 0 1 703 IA01 MC MC 03 A												
Rescission												
2-year funding correction												
Pres 16	BA:	-250	-250	0	0	0	0	0	0	0	0	0
Reest	OP:	-74	-74									
	OT:	-249	-249	-74	-15	-4	-1	0	0	0	0	0
Mar 15	BA:	-250	0	0	0	0	0	0	0	0	0	0
Base	OP:	-74	-74									
	OT:	-249	-74	-15	-4	-1	0	0	0	0	0	0
Orig	BA:	0	0	0	0	0	0	0	0	0	0	0
Pres	OP:	0	0									
	OT:	0	0	0	0	0	0	0	0	0	0	0
Reest -	BA:	0	-250	0	0	0	0	0	0	0	0	0
Mar15	OP:	0	0									
	OT:	0	-175	-59	-11	-3	-1	0	0	0	0	0
Reest -	BA:	-250	-250	0	0	0	0	0	0	0	0	0
Orig	OP:	-74	-74									
	OT:	-249	-249	-74	-15	-4	-1	0	0	0	0	0
036 0162 0 1 703 IA02 MC MC 03 0												
Rescission												
Allocation of General 700 Rescission												
Pres 16	BA:	-2	0	0	0	0	0	0	0	0	0	0
Reest	OP:	0	0									
	OT:	-1	0	0	0	0	0	0	0	0	0	0
Mar 15	BA:	-2	-2	-2	-2	-2	-2	-2	-2	-2	-3	-3
Base	OP:	0	0									
	OT:	-1	-1	-2	-2	-2	-2	-2	-2	-2	-3	-3
Orig	BA:	0	0	0	0	0	0	0	0	0	0	0
Pres	OP:	0	0									
	OT:	0	0	0	0	0	0	0	0	0	0	0
Reest -	BA:	0	2	2	2	2	2	2	2	2	3	3
Mar15	OP:	0	0									
	OT:	0	1	2	2	2	2	2	2	2	3	3
Reest -	BA:	-2	0	0	0	0	0	0	0	0	0	0
Orig	OP:	0	0									
	OT:	-1	0	0	0	0	0	0	0	0	0	0



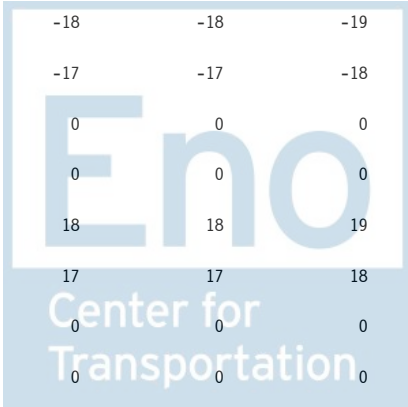
Sorted by FUNC, SFUN, TID, SUB
 (amounts in millions)

		2015	2016	2017	2018	2019	2020	2021	2022	2023	2024	2025
VETERANS BENEFITS AND SERVICES (700)												
Account Total for Medical Facilities												
Pres 16	BA:	4,702	5,020	5,225	6,096	5,457	5,577	5,698	5,839	5,984	6,132	6,280
Reest	OP:	1,621	1,507									
	OT:	5,277	5,638	5,885	5,372	5,664	5,833	5,898	5,921	5,989	6,135	6,282
Mar 15	BA:	4,702	4,877	4,998	5,136	5,278	5,424	5,571	5,725	5,881	6,041	6,203
Base	OP:	1,621	1,507									
	OT:	5,277	5,586	5,702	5,118	5,247	5,392	5,538	5,689	5,843	6,000	6,161
Orig	BA:	4,702	4,984	5,144	5,260	5,374	5,492	5,611	5,750	5,894	6,040	6,186
Pres	OP:	1,471	2,006									
	OT:	4,984	5,734	5,615	5,265	5,370	5,486	5,531	5,664	5,800	5,943	6,083
Reest -	BA:	0	143	227	960	179	153	127	114	103	91	77
Mar15	OP:	0	0									
	OT:	0	52	183	254	417	441	360	232	146	135	121
Reest -	BA:	0	36	81	836	83	85	87	89	90	92	94
Orig	OP:	150	-499									
	OT:	293	-96	270	107	294	347	367	257	189	192	199
DOD-VA health care sharing incentive fund												
036 0165 0 1 703 AA01 MC MC 03 0												
Appropriation												
Pres 16	BA:	15	15	15	16	16	16	16	17	17	17	18
Reest	OP:	16	16									
	OT:	16	16	16	16	15	16	16	16	16	17	17
Mar 15	BA:	15	15	16	16	16	17	17	18	18	19	19
Base	OP:	16	16									
	OT:	16	16	16	16	16	16	16	17	17	18	18
Orig	BA:	15	30	31	31	32	32	32	33	34	34	35
Pres	OP:	30	23									
	OT:	30	23	27	35	36	37	37	37	37	34	34
Reest -	BA:	0	0	-1	0	0	-1	-1	-1	-1	-2	-1
Mar15	OP:	0	0									
	OT:	0	0	0	0	-1	0	0	-1	-1	-1	-1
Reest -	BA:	0	-15	-16	-15	-16	-16	-16	-16	-16	-17	-17
Orig	OP:	-14	-7									
	OT:	-14	-7	-11	-19	-21	-21	-21	-21	-21	-17	-17



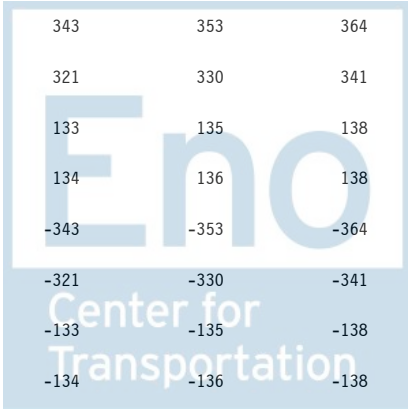
Sorted by FUNC, SFUN, TID, SUB
 (amounts in millions)

		2015	2016	2017	2018	2019	2020	2021	2022	2023	2024	2025
VETERANS BENEFITS AND SERVICES (700)												
036 0165 0 1 703 AA03 DE DE 03 0												
Appropriation												
Pres 16	BA:	15	15	16	16	16	16	16	16	17	17	17
Reest	OP:	35	32									
	OT:	35	32	24	15	16	16	16	16	16	16	17
Mar 15	BA:	15	15	16	16	16	17	17	18	18	19	19
Base	OP:	35	32									
	OT:	35	32	24	15	16	16	16	17	17	18	18
Orig	BA:	0	0	0	0	0	0	0	0	0	0	0
Pres	OP:	0	0									
	OT:	0	0	0	0	0	0	0	0	0	0	0
Reest -	BA:	0	0	0	0	0	-1	-1	-2	-1	-2	-2
Mar15	OP:	0	0									
	OT:	0	0	0	0	0	0	0	-1	-1	-2	-1
Reest -	BA:	15	15	16	16	16	16	16	16	17	17	17
Orig	OP:	35	32									
	OT:	35	32	24	15	16	16	16	16	16	16	17
036 0165 0 1 703 IA01 MC MC 03 0												
Rescission												
Pres 16	BA:	-15	0	0	0	0	0	0	0	0	0	0
Reest	OP:	0	-2									
	OT:	0	-2	-6	-6	0	0	0	0	0	0	0
Mar 15	BA:	-15	-15	-16	-16	-16	-17	-17	-18	-18	-19	-19
Base	OP:	0	-2									
	OT:	0	-2	-9	-15	-16	-16	-16	-17	-17	-18	-18
Orig	BA:	0	0	0	0	0	0	0	0	0	0	0
Pres	OP:	0	0									
	OT:	0	0	0	0	0	0	0	0	0	0	0
Reest -	BA:	0	15	16	16	16	17	17	18	18	19	19
Mar15	OP:	0	0									
	OT:	0	0	3	9	16	16	16	17	17	18	18
Reest -	BA:	-15	0	0	0	0	0	0	0	0	0	0
Orig	OP:	0	-2									
	OT:	0	-2	-6	-6	0	0	0	0	0	0	0



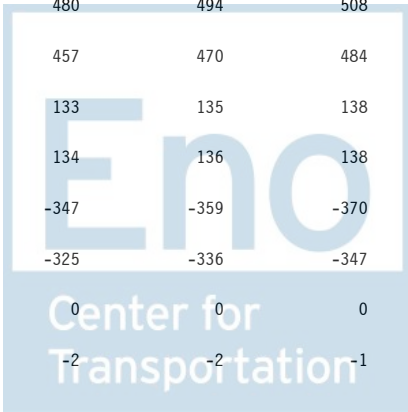
Sorted by FUNC, SFUN, TID, SUB
 (amounts in millions)

		2015	2016	2017	2018	2019	2020	2021	2022	2023	2024	2025
VETERANS BENEFITS AND SERVICES (700)												
Account Total for DOD-VA health care sharing incentive fund												
Pres 16	BA:	15	30	31	32	32	32	32	33	34	34	35
Reest	OP:	51	46									
	OT:	51	46	34	25	31	32	32	32	32	33	34
Mar 15	BA:	15	15	16	16	16	17	17	18	18	19	19
Base	OP:	51	46									
	OT:	51	46	31	16	16	16	16	17	17	18	18
Orig	BA:	15	30	31	31	32	32	32	33	34	34	35
Pres	OP:	30	23									
	OT:	30	23	27	35	36	37	37	37	37	34	34
Reest -	BA:	0	15	15	16	16	15	15	15	16	15	16
Mar15	OP:	0	0									
	OT:	0	0	3	9	15	16	16	15	15	15	16
Reest -	BA:	0	0	0	1	0	0	0	0	0	0	0
Orig	OP:	21	23									
	OT:	21	23	7	-10	-5	-5	-5	-5	-5	-1	0
Joint DOD-VA Medical Facility Demonstration Fund												
036 0169 0 1 703 AA01 MC MC 03 A												
Appropriation												
Pres 16	BA:	279	286	0	0	0	0	0	0	0	0	0
Reest	OP:	41	42									
	OT:	270	277	34	6	0	0	0	0	0	0	0
Mar 15	BA:	279	287	295	305	314	323	333	343	353	364	376
Base	OP:	41	42									
	OT:	270	277	276	285	294	302	312	321	330	341	352
Orig	BA:	396	406	122	125	126	128	130	133	135	138	142
Pres	OP:	58	61									
	OT:	414	426	152	128	126	129	131	134	136	138	143
Reest -	BA:	0	-1	-295	-305	-314	-323	-333	-343	-353	-364	-376
Mar15	OP:	0	0									
	OT:	0	0	-242	-279	-294	-302	-312	-321	-330	-341	-352
Reest -	BA:	-117	-120	-122	-125	-126	-128	-130	-133	-135	-138	-142
Orig	OP:	-17	-19									
	OT:	-144	-149	-118	-122	-126	-129	-131	-134	-136	-138	-143



Sorted by FUNC, SFUN, TID, SUB
 (amounts in millions)

		2015	2016	2017	2018	2019	2020	2021	2022	2023	2024	2025
VETERANS BENEFITS AND SERVICES (700)												
036 0169 0 1 703 AA02 DE DE 03 A												
Appropriation												
Pres 16	BA:	117	120	122	125	126	127	130	133	135	138	141
Reest	OP:	13	12									
	OT:	118	120	121	124	125	126	129	132	134	137	140
Mar 15	BA:	117	119	122	125	128	131	134	137	141	144	148
Base	OP:	13	12									
	OT:	118	119	121	124	127	130	133	136	140	143	147
Orig	BA:	0	0	0	0	0	0	0	0	0	0	0
Pres	OP:	0	0									
	OT:	0	0	0	0	0	0	0	0	0	0	0
Reest -	BA:	0	1	0	0	-2	-4	-4	-4	-6	-6	-7
Mar15	OP:	0	0									
	OT:	0	1	0	0	-2	-4	-4	-4	-6	-6	-7
Reest -	BA:	117	120	122	125	126	127	130	133	135	138	141
Orig	OP:	13	12									
	OT:	118	120	121	124	125	126	129	132	134	137	140
Account Total for Joint DOD-VA Medical Facility Demonstration Fund												
Pres 16	BA:	396	406	122	125	126	127	130	133	135	138	141
Reest	OP:	54	54									
	OT:	388	397	155	130	125	126	129	132	134	137	140
Mar 15	BA:	396	406	417	430	442	454	467	480	494	508	524
Base	OP:	54	54									
	OT:	388	396	397	409	421	432	445	457	470	484	499
Orig	BA:	396	406	122	125	126	128	130	133	135	138	142
Pres	OP:	58	61						134	136	138	143
	OT:	414	426	152	128	126	129	131	134	136	138	143
Reest -	BA:	0	0	-295	-305	-316	-327	-337	-347	-359	-370	-383
Mar15	OP:	0	0									
	OT:	0	1	-242	-279	-296	-306	-316	-325	-336	-347	-359
Reest -	BA:	0	0	0	0	0	-1	0	0	0	0	-1
Orig	OP:	-4	-7									
	OT:	-26	-29	3	2	-1	-3	-2	-2	-2	-1	-3



Sorted by FUNC, SFUN, TID, SUB
 (amounts in millions)

		2015	2016	2017	2018	2019	2020	2021	2022	2023	2024	2025
VETERANS BENEFITS AND SERVICES (700)												
Veterans Choice Fund												
036 0172 0 1 703 BA01 56 90 10 N												
Federal Fund												
Pres 16	BA:	0	0	0	0	0	0	0	0	0	0	0
Reest	OP:	0	0									
	OT:	2,500	4,000	3,000	500	0	0	0	0	0	0	0
Mar 15	BA:	0	0	0	0	0	0	0	0	0	0	0
Base	OP:	0	0									
	OT:	2,500	4,000	3,000	500	0	0	0	0	0	0	0
Orig	BA:	0	0	0	0	0	0	0	0	0	0	0
Pres	OP:	3,154	3,482									
	OT:	3,154	3,482	2,937	427	0	0	0	0	0	0	0
Reest -	BA:	0	0	0	0	0	0	0	0	0	0	0
Mar15	OP:	0	0									
	OT:	0	0	0	0	0	0	0	0	0	0	0
Reest -	BA:	0	0	0	0	0	0	0	0	0	0	0
Orig	OP:	-3,154	-3,482									
	OT:	-654	518	63	73	0	0	0	0	0	0	0



Sorted by FUNC, SFUN, TID, SUB
 (amounts in millions)

		2015	2016	2017	2018	2019	2020	2021	2022	2023	2024	2025
VETERANS BENEFITS AND SERVICES (700)												
Departmental Administration												
Grants for Construction of State Extended Care Facilities												
036 0181 0 1 703 AA01 MC MC 03 0												
Appropriation												
Pres 16	BA:	90	80	82	83	84	85	87	88	90	92	94
Reest	OP:	86	87									
	OT:	86	87	87	85	81	83	84	85	86	88	89
Mar 15	BA:	90	91	93	95	97	99	101	103	105	107	109
Base	OP:	86	87									
	OT:	86	87	88	91	92	94	96	98	100	102	104
Orig	BA:	90	80	82	83	84	85	87	88	90	92	94
Pres	OP:	84	84									
	OT:	86	86	93	88	87	87	88	89	90	92	89
Reest -	BA:	0	-11	-11	-12	-13	-14	-14	-15	-15	-15	-15
Mar15	OP:	0	0									
	OT:	0	0	-1	-6	-11	-11	-12	-13	-14	-14	-15
Reest -	BA:	0	0	0	0	0	0	0	0	0	0	0
Orig	OP:	2	3									
	OT:	0	1	-6	-3	-6	-4	-4	-4	-4	-4	0



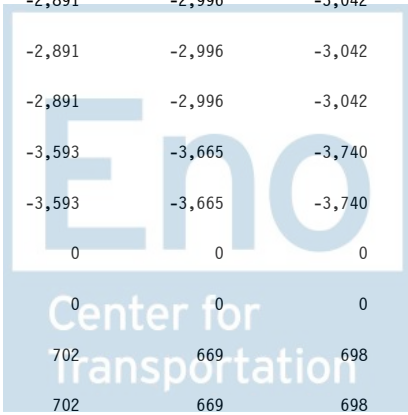
Sorted by FUNC, SFUN, TID, SUB
 (amounts in millions)

		2015	2016	2017	2018	2019	2020	2021	2022	2023	2024	2025
VETERANS BENEFITS AND SERVICES (700)												
Veterans Health Administration												
Offsetting receipts, VA medical												
036 9991 8 1 703 AC03 MC MC 03												
Appropriation - Existing Law Change												
Proposal to Make Permanent the Authority to Recover Costs from Other Health Insu												
Pres 16	BA:	0	-979	-1,012	-1,043	-1,072	-1,100	-1,127	-1,153	-1,179	-1,205	-1,230
Reest	OP:	0	0									
	OT:	0	-979	-1,012	-1,043	-1,072	-1,100	-1,127	-1,153	-1,179	-1,205	-1,230
Mar 15	BA:	0	0	0	0	0	0	0	0	0	0	0
Base	OP:	0	0									
	OT:	0	0	0	0	0	0	0	0	0	0	0
Orig	BA:	0	0	0	0	0	0	0	0	0	0	0
Pres	OP:	0	0									
	OT:	0	0	0	0	0	0	0	0	0	0	0
Reest -	BA:	0	-979	-1,012	-1,043	-1,072	-1,100	-1,127	-1,153	-1,179	-1,205	-1,230
Mar15	OP:	0	0									
	OT:	0	-979	-1,012	-1,043	-1,072	-1,100	-1,127	-1,153	-1,179	-1,205	-1,230
Reest -	BA:	0	-979	-1,012	-1,043	-1,072	-1,100	-1,127	-1,153	-1,179	-1,205	-1,230
Orig	OP:	0	0									
	OT:	0	-979	-1,012	-1,043	-1,072	-1,100	-1,127	-1,153	-1,179	-1,205	-1,230



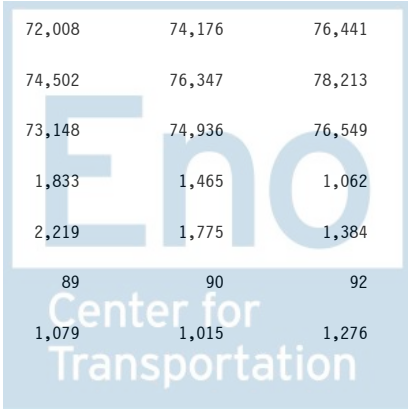
Sorted by FUNC, SFUN, TID, SUB
 (amounts in millions)

		2015	2016	2017	2018	2019	2020	2021	2022	2023	2024	2025
VETERANS BENEFITS AND SERVICES (700)												
036 9991 8 1 703 AC05 MC MC 03												
Appropriation - Existing Law Change												
Proposal to Make Permanent the Authority to Charge Copays for Hospital Care												
Pres 16	BA:	0	-30	-30	-31	-31	-32	-32	-32	-33	-33	-33
Reest	OP:	0	0									
	OT:	0	-30	-30	-31	-31	-32	-32	-32	-33	-33	-33
Mar 15	BA:	0	0	0	0	0	0	0	0	0	0	0
Base	OP:	0	0									
	OT:	0	0	0	0	0	0	0	0	0	0	0
Orig	BA:	0	0	0	0	0	0	0	0	0	0	0
Pres	OP:	0	0									
	OT:	0	0	0	0	0	0	0	0	0	0	0
Reest -	BA:	0	-30	-30	-31	-31	-32	-32	-32	-33	-33	-33
Mar15	OP:	0	0									
	OT:	0	-30	-30	-31	-31	-32	-32	-32	-33	-33	-33
Reest -	BA:	0	-30	-30	-31	-31	-32	-32	-32	-33	-33	-33
Orig	OP:	0	0									
	OT:	0	-30	-30	-31	-31	-32	-32	-32	-33	-33	-33
036 9991 8 1 703 CB01 MC MC 03 A												
Offsetting Receipts												
Pres 16	BA:	-3,431	-2,445	-2,511	-2,633	-2,687	-2,799	-2,846	-2,891	-2,996	-3,042	-3,143
Reest	OP:	0	0									
	OT:	-3,431	-2,445	-2,511	-2,633	-2,687	-2,799	-2,846	-2,891	-2,996	-3,042	-3,143
Mar 15	BA:	-3,431	-2,445	-2,511	-2,633	-2,687	-2,799	-2,846	-2,891	-2,996	-3,042	-3,143
Base	OP:	0	0									
	OT:	-3,431	-2,445	-2,511	-2,633	-2,687	-2,799	-2,846	-2,891	-2,996	-3,042	-3,143
Orig	BA:	-3,222	-3,246	-3,320	-3,386	-3,420	-3,453	-3,523	-3,593	-3,665	-3,740	-3,814
Pres	OP:	0	0									
	OT:	-3,222	-3,246	-3,320	-3,386	-3,420	-3,453	-3,523	-3,593	-3,665	-3,740	-3,814
Reest -	BA:	0	0	0	0	0	0	0	0	0	0	0
Mar15	OP:	0	0									
	OT:	0	0	0	0	0	0	0	0	0	0	0
Reest -	BA:	-209	801	809	753	733	654	677	702	669	698	671
Orig	OP:	0	0									
	OT:	-209	801	809	753	733	654	677	702	669	698	671



Sorted by FUNC, SFUN, TID, SUB
 (amounts in millions)

		2015	2016	2017	2018	2019	2020	2021	2022	2023	2024	2025
VETERANS BENEFITS AND SERVICES (700)												
Account Total for Offsetting receipts, VA medical												
Pres 16	BA:	-3,431	-3,454	-3,553	-3,707	-3,790	-3,931	-4,005	-4,076	-4,208	-4,280	-4,406
Reest	OP:	0	0									
	OT:	-3,431	-3,454	-3,553	-3,707	-3,790	-3,931	-4,005	-4,076	-4,208	-4,280	-4,406
Mar 15	BA:	-3,431	-2,445	-2,511	-2,633	-2,687	-2,799	-2,846	-2,891	-2,996	-3,042	-3,143
Base	OP:	0	0									
	OT:	-3,431	-2,445	-2,511	-2,633	-2,687	-2,799	-2,846	-2,891	-2,996	-3,042	-3,143
Orig	BA:	-3,222	-3,246	-3,320	-3,386	-3,420	-3,453	-3,523	-3,593	-3,665	-3,740	-3,814
Pres	OP:	0	0									
	OT:	-3,222	-3,246	-3,320	-3,386	-3,420	-3,453	-3,523	-3,593	-3,665	-3,740	-3,814
Reest -	BA:	0	-1,009	-1,042	-1,074	-1,103	-1,132	-1,159	-1,185	-1,212	-1,238	-1,263
Mar15	OP:	0	0									
	OT:	0	-1,009	-1,042	-1,074	-1,103	-1,132	-1,159	-1,185	-1,212	-1,238	-1,263
Reest -	BA:	-209	-208	-233	-321	-370	-478	-482	-483	-543	-540	-592
Orig	OP:	0	0									
	OT:	-209	-208	-233	-321	-370	-478	-482	-483	-543	-540	-592
Subfunction Total for 703 Hospital and medical care for veterans (703)												
Pres 16	BA:	57,667	62,391	66,817	69,040	69,780	71,269	72,797	74,591	76,437	78,305	80,220
Reest	OP:	9,694	10,141									
	OT:	60,265	66,621	70,355	68,385	69,591	71,095	72,584	74,227	75,951	77,825	79,703
Mar 15	BA:	57,667	60,732	62,454	64,404	66,413	68,481	70,575	72,758	74,972	77,243	79,571
Base	OP:	9,694	10,141									
	OT:	60,265	66,365	66,542	64,498	65,774	67,733	69,840	72,008	74,176	76,441	78,726
Orig	BA:	57,667	62,354	66,736	68,204	69,697	71,184	72,710	74,502	76,347	78,213	80,126
Pres	OP:	13,181	15,175									
	OT:	61,047	66,710	69,483	67,550	68,421	69,964	71,398	73,148	74,936	76,549	78,404
Reest -	BA:	0	1,659	4,363	4,636	3,367	2,788	2,222	1,833	1,465	1,062	649
Mar15	OP:	0	0									
	OT:	0	256	3,813	3,887	3,817	3,362	2,744	2,219	1,775	1,384	977
Reest -	BA:	0	37	81	836	83	85	87	89	90	92	94
Orig	OP:	-3,487	-5,034									
	OT:	-782	-89	872	835	1,170	1,131	1,186	1,079	1,015	1,276	1,299



Sorted by FUNC, SFUN, TID, SUB
(amounts in millions)

	2015	2016	2017	2018	2019	2020	2021	2022	2023	2024	2025
VETERANS BENEFITS AND SERVICES (700)											



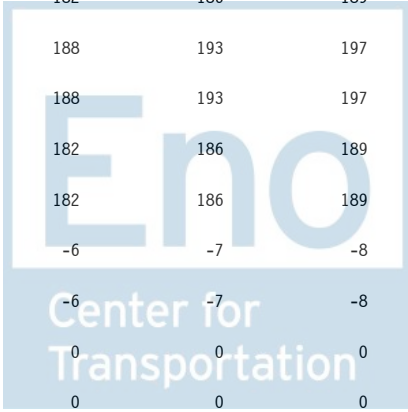
Sorted by FUNC, SFUN, TID, SUB
 (amounts in millions)

		2015	2016	2017	2018	2019	2020	2021	2022	2023	2024	2025
VETERANS BENEFITS AND SERVICES (700)												
Veterans housing (704)												
Benefits Programs												
Veterans Housing Benefit Program Fund												
036 1119 0 1 704 AA01 MC MC 10 N SD												
Appropriation												
Vendee Loan Subsidy (DL)												
Pres 16	BA:	-50	-49	-56	-62	-59	-65	-64	-63	-63	-65	-66
Reest	OP:	0	0									
	OT:	-50	-49	-56	-62	-59	-65	-64	-63	-63	-65	-66
Mar 15	BA:	-50	-49	-56	-62	-59	-65	-64	-63	-63	-65	-66
Base	OP:	0	0									
	OT:	-50	-49	-56	-62	-59	-65	-64	-63	-63	-65	-66
Orig	BA:	-50	-88	-101	-108	-111	-113	-111	-116	-122	-127	-132
Pres	OP:	0	0									
	OT:	-50	-88	-101	-108	-111	-113	-111	-116	-122	-127	-132
Reest -	BA:	0	0	0	0	0	0	0	0	0	0	0
Mar15	OP:	0	0									
	OT:	0	0	0	0	0	0	0	0	0	0	0
Reest -	BA:	0	39	45	46	52	48	47	53	59	62	66
Orig	OP:	0	0									
	OT:	0	39	45	46	52	48	47	53	59	62	66




Sorted by FUNC, SFUN, TID, SUB
 (amounts in millions)

		2015	2016	2017	2018	2019	2020	2021	2022	2023	2024	2025
VETERANS BENEFITS AND SERVICES (700)												
036 1119 0 1 704 AA02 MC MC 10 N SG												
Appropriation												
Loan Guarantee Subsidy (GL)												
Pres 16	BA:	213	290	249	249	284	319	344	366	390	412	814
Reest	OP:	0	0									
	OT:	213	290	249	249	284	319	344	366	390	412	814
Mar 15	BA:	213	290	249	249	284	319	344	366	390	412	814
Base	OP:	0	0									
	OT:	213	290	249	249	284	319	344	366	390	412	814
Orig	BA:	277	270	267	335	405	459	495	523	551	661	672
Pres	OP:	0	0									
	OT:	277	270	267	335	405	459	495	523	551	661	672
Reest -	BA:	0	0	0	0	0	0	0	0	0	0	0
Mar15	OP:	0	0									
	OT:	0	0	0	0	0	0	0	0	0	0	0
Reest -	BA:	-64	20	-18	-86	-121	-140	-151	-157	-161	-249	142
Orig	OP:	0	0									
	OT:	-64	20	-18	-86	-121	-140	-151	-157	-161	-249	142
036 1119 0 1 704 AA03 MC MC 03 0 AD												
Appropriation												
Pres 16	BA:	161	165	168	172	173	175	179	182	186	189	193
Reest	OP:	0	0									
	OT:	161	165	168	172	173	175	179	182	186	189	193
Mar 15	BA:	161	164	167	171	175	180	184	188	193	197	202
Base	OP:	0	0									
	OT:	161	164	167	171	175	180	184	188	193	197	202
Orig	BA:	161	165	168	172	173	175	179	182	186	189	193
Pres	OP:	0	0									
	OT:	161	165	168	172	173	175	179	182	186	189	193
Reest -	BA:	0	1	1	1	-2	-5	-5	-6	-7	-8	-9
Mar15	OP:	0	0									
	OT:	0	1	1	1	-2	-5	-5	-6	-7	-8	-9
Reest -	BA:	0	0	0	0	0	0	0	0	0	0	0
Orig	OP:	0	0									
	OT:	0	0	0	0	0	0	0	0	0	0	0




Sorted by FUNC, SFUN, TID, SUB
 (amounts in millions)

		2015	2016	2017	2018	2019	2020	2021	2022	2023	2024	2025
VETERANS BENEFITS AND SERVICES (700)												
036 1119 0 1 704 BA01 56 90 10 N RG												
Federal Fund												
Pres 16	BA:	215	0	0	0	0	0	0	0	0	0	0
Reest	OP:	0	0									
	OT:	215	0	0	0	0	0	0	0	0	0	0
Mar 15	BA:	215	0	0	0	0	0	0	0	0	0	0
Base	OP:	0	0									
	OT:	215	0	0	0	0	0	0	0	0	0	0
Orig	BA:	215	0	0	0	0	0	0	0	0	0	0
Pres	OP:	0	0									
	OT:	215	0	0	0	0	0	0	0	0	0	0
Reest -	BA:	0	0	0	0	0	0	0	0	0	0	0
Mar15	OP:	0	0									
	OT:	0	0	0	0	0	0	0	0	0	0	0
Reest -	BA:	0	0	0	0	0	0	0	0	0	0	0
Orig	OP:	0	0									
	OT:	0	0	0	0	0	0	0	0	0	0	0
036 1119 0 1 704 BA04 56 90 10 N RD												
Federal Fund												
Pres 16	BA:	-23	0	0	0	0	0	0	0	0	0	0
Reest	OP:	0	0									
	OT:	-23	0	0	0	0	0	0	0	0	0	0
Mar 15	BA:	-23	0	0	0	0	0	0	0	0	0	0
Base	OP:	0	0									
	OT:	-23	0	0	0	0	0	0	0	0	0	0
Orig	BA:	-23	0	0	0	0	0	0	0	0	0	0
Pres	OP:	0	0									
	OT:	-23	0	0	0	0	0	0	0	0	0	0
Reest -	BA:	0	0	0	0	0	0	0	0	0	0	0
Mar15	OP:	0	0									
	OT:	0	0	0	0	0	0	0	0	0	0	0
Reest -	BA:	0	0	0	0	0	0	0	0	0	0	0
Orig	OP:	0	0									
	OT:	0	0	0	0	0	0	0	0	0	0	0



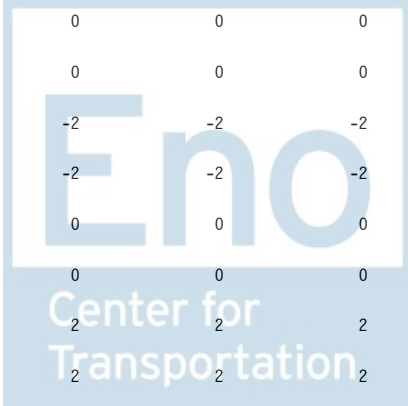
Sorted by FUNC, SFUN, TID, SUB
 (amounts in millions)

		2015	2016	2017	2018	2019	2020	2021	2022	2023	2024	2025
VETERANS BENEFITS AND SERVICES (700)												
Account Total for Veterans Housing Benefit Program Fund												
Pres 16	BA:	516	406	361	359	398	429	459	485	513	536	941
Reest	OP:	0	0									
	OT:	516	406	361	359	398	429	459	485	513	536	941
Mar 15	BA:	516	405	360	358	400	434	464	491	520	544	950
Base	OP:	0	0									
	OT:	516	405	360	358	400	434	464	491	520	544	950
Orig	BA:	580	347	334	399	467	521	563	589	615	723	733
Pres	OP:	0	0									
	OT:	580	347	334	399	467	521	563	589	615	723	733
Reest -	BA:	0	1	1	1	-2	-5	-5	-6	-7	-8	-9
Mar15	OP:	0	0									
	OT:	0	1	1	1	-2	-5	-5	-6	-7	-8	-9
Reest -	BA:	-64	59	27	-40	-69	-92	-104	-104	-102	-187	208
Orig	OP:	0	0									
	OT:	-64	59	27	-40	-69	-92	-104	-104	-102	-187	208
Native american veteran housing loan program account												
036 1120 0 1 704 AA01 MC MC 03 0 AD												
Appropriation												
Pres 16	BA:	2	2	2	2	2	2	2	2	2	2	2
Reest	OP:	0	0									
	OT:	2	2	2	2	2	2	2	2	2	2	2
Mar 15	BA:	2	2	2	2	2	2	2	2	2	2	3
Base	OP:	0	0									
	OT:	2	2	2	2	2	2	2	2	2	2	3
Orig	BA:	2	2	2	2	2	2	2	2	2	2	2
Pres	OP:	0	0									
	OT:	2	2	2	2	2	2	2	2	2	2	2
Reest -	BA:	0	0	0	0	0	0	0	0	0	0	-1
Mar15	OP:	0	0									
	OT:	0	0	0	0	0	0	0	0	0	0	-1
Reest -	BA:	0	0	0	0	0	0	0	0	0	0	0
Orig	OP:	0	0									
	OT:	0	0	0	0	0	0	0	0	0	0	0



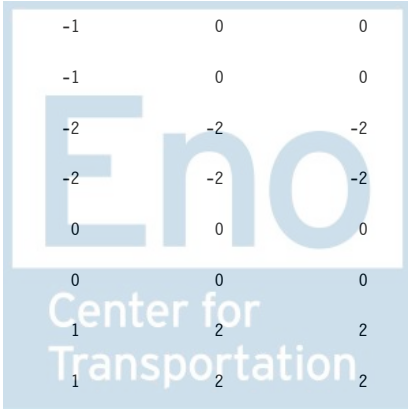
Sorted by FUNC, SFUN, TID, SUB
 (amounts in millions)

		2015	2016	2017	2018	2019	2020	2021	2022	2023	2024	2025
VETERANS BENEFITS AND SERVICES (700)												
036 1120 0 1 704 BA01 56 90 10 N RD												
Federal Fund												
Pres 16	BA:	1	0	0	0	0	0	0	0	0	0	0
Reest	OP:	0	0									
	OT:	1	0	0	0	0	0	0	0	0	0	0
Mar 15	BA:	1	0	0	0	0	0	0	0	0	0	0
Base	OP:	0	0									
	OT:	1	0	0	0	0	0	0	0	0	0	0
Orig	BA:	1	0	0	0	0	0	0	0	0	0	0
Pres	OP:	0	0									
	OT:	1	0	0	0	0	0	0	0	0	0	0
Reest -	BA:	0	0	0	0	0	0	0	0	0	0	0
Mar15	OP:	0	0									
	OT:	0	0	0	0	0	0	0	0	0	0	0
Reest -	BA:	0	0	0	0	0	0	0	0	0	0	0
Orig	OP:	0	0									
	OT:	0	0	0	0	0	0	0	0	0	0	0
036 1120 0 1 704 BA03 56 90 10 SD												
Federal Fund												
Pres 16	BA:	0	0	0	0	0	0	0	0	0	0	0
Reest	OP:	0	0									
	OT:	0	0	0	0	0	0	0	0	0	0	0
Mar 15	BA:	0	0	0	0	0	0	0	0	0	0	0
Base	OP:	0	0									
	OT:	0	0	0	0	0	0	0	0	0	0	0
Orig	BA:	-2	-2	-2	-2	-2	-2	-2	-2	-2	-2	-1
Pres	OP:	0	0									
	OT:	-2	-2	-2	-2	-2	-2	-2	-2	-2	-2	-2
Reest -	BA:	0	0	0	0	0	0	0	0	0	0	0
Mar15	OP:	0	0									
	OT:	0	0	0	0	0	0	0	0	0	0	0
Reest -	BA:	2	2	2	2	2	2	2	2	2	2	1
Orig	OP:	0	0									
	OT:	2	2	2	2	2	2	2	2	2	2	2



Sorted by FUNC, SFUN, TID, SUB
 (amounts in millions)

		2015	2016	2017	2018	2019	2020	2021	2022	2023	2024	2025
VETERANS BENEFITS AND SERVICES (700)												
Account Total for Native american veteran housing loan program account												
Pres 16	BA:	3	2	2	2	2	2	2	2	2	2	2
Reest	OP:	0	0									
	OT:	3	2	2	2	2	2	2	2	2	2	2
Mar 15	BA:	3	2	2	2	2	2	2	2	2	2	3
Base	OP:	0	0									
	OT:	3	2	2	2	2	2	2	2	2	2	3
Orig	BA:	1	0	0	0	0	0	0	0	0	0	1
Pres	OP:	0	0									
	OT:	1	0	0	0	0	0	0	0	0	0	0
Reest -	BA:	0	0	0	0	0	0	0	0	0	0	-1
Mar15	OP:	0	0									
	OT:	0	0	0	0	0	0	0	0	0	0	-1
Reest -	BA:	2	2	2	2	2	2	2	2	2	2	1
Orig	OP:	0	0									
	OT:	2	2	2	2	2	2	2	2	2	2	2
Housing liquidating account												
036 4025 0 3 704 BD02 XX XX 10 N LQ												
Public Enterprise Fund												
Pres 16	BA:	-8	-7	-6	-5	-4	-3	-2	-1	0	0	0
Reest	OP:	0	0									
	OT:	-8	-7	-6	-5	-4	-3	-2	-1	0	0	0
Mar 15	BA:	-8	-7	-6	-5	-4	-3	-2	-1	0	0	0
Base	OP:	0	0									
	OT:	-8	-7	-6	-5	-4	-3	-2	-1	0	0	0
Orig	BA:	-13	-12	-5	-5	-5	-3	-2	-2	-2	-2	-2
Pres	OP:	3	0									
	OT:	-10	-12	-5	-5	-5	-3	-2	-2	-2	-2	-3
Reest -	BA:	0	0	0	0	0	0	0	0	0	0	0
Mar15	OP:	0	0									
	OT:	0	0	0	0	0	0	0	0	0	0	0
Reest -	BA:	5	5	-1	0	1	0	0	1	2	2	2
Orig	OP:	-3	0									
	OT:	2	5	-1	0	1	0	0	1	2	2	3



Sorted by FUNC, SFUN, TID, SUB
 (amounts in millions)

		2015	2016	2017	2018	2019	2020	2021	2022	2023	2024	2025
VETERANS BENEFITS AND SERVICES (700)												
Subfunction Total for 704 Veterans housing (704)												
Pres 16	BA:	511	401	357	356	396	428	459	486	515	538	943
Reest	OP:	0	0									
	OT:	511	401	357	356	396	428	459	486	515	538	943
Mar 15	BA:	511	400	356	355	398	433	464	492	522	546	953
Base	OP:	0	0									
	OT:	511	400	356	355	398	433	464	492	522	546	953
Orig	BA:	568	335	329	394	462	518	561	587	613	721	732
Pres	OP:	3	0									
	OT:	571	335	329	394	462	518	561	587	613	721	730
Reest -	BA:	0	1	1	1	-2	-5	-5	-6	-7	-8	-10
Mar15	OP:	0	0									
	OT:	0	1	1	1	-2	-5	-5	-6	-7	-8	-10
Reest -	BA:	-57	66	28	-38	-66	-90	-102	-101	-98	-183	211
Orig	OP:	-3	0									
	OT:	-60	66	28	-38	-66	-90	-102	-101	-98	-183	213



Sorted by FUNC, SFUN, TID, SUB
(amounts in millions)

	2015	2016	2017	2018	2019	2020	2021	2022	2023	2024	2025
VETERANS BENEFITS AND SERVICES (700)											



Sorted by FUNC, SFUN, TID, SUB
 (amounts in millions)

	2015	2016	2017	2018	2019	2020	2021	2022	2023	2024	2025
VETERANS BENEFITS AND SERVICES (700)											
Other veterans benefits and services (705)											
Other Defense Civil Programs											
Cemeterial Expenses											
Salaries and expenses											
021 1805 0 1 705 AA01 MC MC 03 0											
Appropriation											
Pres 16 BA:	66	71	46	46	46	46	0	0	0	0	0
Reest OP:	28	30									
OT:	64	69	56	50	47	46	21	7	2	0	0
Mar 15 BA:	66	67	69	71	72	74	76	78	80	82	84
Base OP:	28	30									
OT:	64	67	68	70	71	73	75	77	79	81	83
Orig BA:	66	71	46	46	46	46	0	0	0	0	0
Pres OP:	65	0									
OT:	131	71	46	46	46	46	0	0	0	0	0
Reest - BA:	0	4	-23	-25	-26	-28	-76	-78	-80	-82	-84
Mar15 OP:	0	0									
OT:	0	2	-12	-20	-24	-27	-54	-70	-77	-81	-83
Reest - BA:	0	0	0	0	0	0	0	0	0	0	0
Orig OP:	-37	30									
OT:	-67	-2	10	4	1	0	21	7	2	0	0



Sorted by FUNC, SFUN, TID, SUB
 (amounts in millions)

		2015	2016	2017	2018	2019	2020	2021	2022	2023	2024	2025
VETERANS BENEFITS AND SERVICES (700)												
Construction												
021 1809 0 1 705 AA01 MC MC 03 0												
Appropriation												
Pres 16	BA:	0	0	0	0	0	0	0	0	0	0	0
Reest	OP:	30	0									
	OT:	30	0	0	0	0	0	0	0	0	0	0
Mar 15	BA:	0	0	0	0	0	0	0	0	0	0	0
Base	OP:	30	0									
	OT:	30	0	0	0	0	0	0	0	0	0	0
Orig	BA:	0	0	0	0	0	0	0	0	0	0	0
Pres	OP:	70	0									
	OT:	70	0	0	0	0	0	0	0	0	0	0
Reest -	BA:	0	0	0	0	0	0	0	0	0	0	0
Mar15	OP:	0	0									
	OT:	0	0	0	0	0	0	0	0	0	0	0
Reest -	BA:	0	0	0	0	0	0	0	0	0	0	0
Orig	OP:	-40	0									
	OT:	-40	0	0	0	0	0	0	0	0	0	0



Sorted by FUNC, SFUN, TID, SUB
 (amounts in millions)

		2015	2016	2017	2018	2019	2020	2021	2022	2023	2024	2025
VETERANS BENEFITS AND SERVICES (700)												
Department of Veterans Affairs												
Departmental Administration												
National Cemetery Administration												
036 0129 0 1 705 AA01 MC MC 03 0												
Appropriation												
Pres 16	BA:	257	266	271	277	279	282	288	293	300	305	312
Reest	OP:	25	26									
	OT:	256	265	271	276	279	282	287	293	299	305	311
Mar 15	BA:	257	264	272	281	290	299	309	319	329	339	350
Base	OP:	25	26									
	OT:	256	264	271	280	289	298	308	318	328	338	349
Orig	BA:	257	266	271	277	279	282	288	293	300	305	312
Pres	OP:	82	59									
	OT:	276	264	267	270	273	276	281	286	293	299	305
Reest -	BA:	0	2	-1	-4	-11	-17	-21	-26	-29	-34	-38
Mar15	OP:	0	0									
	OT:	0	1	0	-4	-10	-16	-21	-25	-29	-33	-38
Reest -	BA:	0	0	0	0	0	0	0	0	0	0	0
Orig	OP:	-57	-33									
	OT:	-20	1	4	6	6	6	6	7	6	6	6



Sorted by FUNC, SFUN, TID, SUB
 (amounts in millions)

		2015	2016	2017	2018	2019	2020	2021	2022	2023	2024	2025
VETERANS BENEFITS AND SERVICES (700)												
General Administration												
036 0142 0 1 705 AA01 MC MC 03 0												
Appropriation												
Pres 16	BA:	322	347	353	361	365	368	376	383	391	399	407
Reest	OP:	50	39									
	OT:	333	344	352	360	365	368	375	382	390	398	406
Mar 15	BA:	322	332	344	356	370	383	397	412	426	441	457
Base	OP:	50	39									
	OT:	333	331	343	355	368	381	395	410	424	439	455
Orig	BA:	322	347	353	361	365	368	376	383	391	399	407
Pres	OP:	72	69									
	OT:	326	345	432	353	356	361	367	374	381	390	397
Reest -	BA:	0	15	9	5	-5	-15	-21	-29	-35	-42	-50
Mar15	OP:	0	0									
	OT:	0	13	9	5	-3	-13	-20	-28	-34	-41	-49
Reest -	BA:	0	0	0	0	0	0	0	0	0	0	0
Orig	OP:	-22	-30									
	OT:	7	-1	-80	7	9	7	8	8	9	8	9



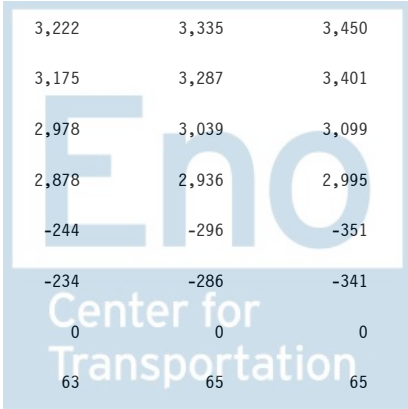
Sorted by FUNC, SFUN, TID, SUB
 (amounts in millions)

		2015	2016	2017	2018	2019	2020	2021	2022	2023	2024	2025
VETERANS BENEFITS AND SERVICES (700)												
General Operating Expenses, Veterans Benefits Administration												
036 0151 0 1 705 AA01 MC MC 03 0												
Appropriation												
VBA												
Pres 16	BA:	2,534	2,698	2,752	2,807	2,835	2,863	2,920	2,978	3,039	3,099	3,161
Reest	OP:	271	304									
	OT:	2,476	2,651	2,716	2,772	2,803	2,831	2,884	2,941	3,001	3,060	3,121
Mar 15	BA:	2,534	2,614	2,701	2,800	2,902	3,007	3,114	3,225	3,338	3,453	3,572
Base	OP:	271	304									
	OT:	2,476	2,578	2,663	2,759	2,860	2,963	3,069	3,178	3,290	3,404	3,521
Orig	BA:	2,532	2,698	2,752	2,807	2,835	2,863	2,920	2,978	3,039	3,099	3,161
Pres	OP:	418	382									
	OT:	2,472	2,534	2,655	2,714	2,745	2,773	2,823	2,878	2,936	2,995	3,054
Reest -	BA:	0	84	51	7	-67	-144	-194	-247	-299	-354	-411
Mar15	OP:	0	0									
	OT:	0	73	53	13	-57	-132	-185	-237	-289	-344	-400
Reest -	BA:	2	0	0	0	0	0	0	0	0	0	0
Orig	OP:	-147	-78									
	OT:	4	117	61	58	58	58	61	63	65	65	67




Sorted by FUNC, SFUN, TID, SUB
 (amounts in millions)

		2015	2016	2017	2018	2019	2020	2021	2022	2023	2024	2025
VETERANS BENEFITS AND SERVICES (700)												
036 0151 0 1 705 IA01 MC MC 03 0												
Rescission												
General Reduction for VBA GOE												
Pres 16	BA:	-2	0	0	0	0	0	0	0	0	0	0
Reest	OP:	0	0									
	OT:	-2	0	0	0	0	0	0	0	0	0	0
Mar 15	BA:	-2	-2	-2	-2	-2	-2	-2	-3	-3	-3	-3
Base	OP:	0	0									
	OT:	-2	-2	-2	-2	-2	-2	-2	-3	-3	-3	-3
Orig	BA:	0	0	0	0	0	0	0	0	0	0	0
Pres	OP:	0	0									
	OT:	0	0	0	0	0	0	0	0	0	0	0
Reest -	BA:	0	2	2	2	2	2	2	3	3	3	3
Mar15	OP:	0	0									
	OT:	0	2	2	2	2	2	2	3	3	3	3
Reest -	BA:	-2	0	0	0	0	0	0	0	0	0	0
Orig	OP:	0	0									
	OT:	-2	0	0	0	0	0	0	0	0	0	0
Account Total for General Operating Expenses, Veterans Benefits Administration												
Pres 16	BA:	2,532	2,698	2,752	2,807	2,835	2,863	2,920	2,978	3,039	3,099	3,161
Reest	OP:	271	304									
	OT:	2,474	2,651	2,716	2,772	2,803	2,831	2,884	2,941	3,001	3,060	3,121
Mar 15	BA:	2,532	2,612	2,699	2,798	2,900	3,005	3,112	3,222	3,335	3,450	3,569
Base	OP:	271	304									
	OT:	2,474	2,576	2,661	2,757	2,858	2,961	3,067	3,175	3,287	3,401	3,518
Orig	BA:	2,532	2,698	2,752	2,807	2,835	2,863	2,920	2,978	3,039	3,099	3,161
Pres	OP:	418	382									
	OT:	2,472	2,534	2,655	2,714	2,745	2,773	2,823	2,878	2,936	2,995	3,054
Reest -	BA:	0	86	53	9	-65	-142	-192	-244	-296	-351	-408
Mar15	OP:	0	0									
	OT:	0	75	55	15	-55	-130	-183	-234	-286	-341	-397
Reest -	BA:	0	0	0	0	0	0	0	0	0	0	0
Orig	OP:	-147	-78									
	OT:	2	117	61	58	58	58	61	63	65	65	67




Sorted by FUNC, SFUN, TID, SUB
 (amounts in millions)

		2015	2016	2017	2018	2019	2020	2021	2022	2023	2024	2025
VETERANS BENEFITS AND SERVICES (700)												
Information technology systems												
036 0167 0 1 705 AA01 MC MC 03 0												
Appropriation												
Pres 16	BA:	3,903	4,133	4,215	4,300	4,344	4,387	4,475	4,564	4,654	4,750	4,844
Reest	OP:	968	1,083									
	OT:	3,700	3,976	4,157	4,255	4,318	4,365	4,442	4,526	4,614	4,708	4,802
Mar 15	BA:	3,903	3,981	4,071	4,175	4,280	4,389	4,499	4,614	4,729	4,848	4,970
Base	OP:	968	1,083									
	OT:	3,700	3,870	4,026	4,131	4,234	4,341	4,450	4,563	4,678	4,795	4,916
Orig	BA:	3,895	4,126	4,208	4,293	4,336	4,379	4,467	4,556	4,646	4,741	4,835
Pres	OP:	1,571	1,514									
	OT:	3,892	4,037	4,187	4,256	4,310	4,358	4,427	4,511	4,601	4,692	4,787
Reest -	BA:	0	152	144	125	64	-2	-24	-50	-75	-98	-126
Mar15	OP:	0	0									
	OT:	0	106	131	124	84	24	-8	-37	-64	-87	-114
Reest -	BA:	8	7	7	7	8	8	8	8	8	9	9
Orig	OP:	-603	-431									
	OT:	-192	-61	-30	-1	8	7	15	15	13	16	15
036 0167 0 1 705 AA03 MC MC 03 0												
Appropriation												
transfer to DoD-VA med fac demo fund												
Pres 16	BA:	-7	-7	-7	-7	-8	-8	-8	-8	-8	-9	-9
Reest	OP:	-1	-1									
	OT:	-7	-7	-1	0	0	0	0	0	0	0	0
Mar 15	BA:	-7	-7	-7	-7	-8	-8	-8	-8	-8	-9	-9
Base	OP:	-1	-1									
	OT:	-7	-7	-7	-7	-8	-8	-8	-8	-8	-9	-9
Orig	BA:	0	0	0	0	0	0	0	0	0	0	0
Pres	OP:	0	0									
	OT:	0	0	0	0	0	0	0	0	0	0	0
Reest -	BA:	0	0	0	0	0	0	0	0	0	0	0
Mar15	OP:	0	0									
	OT:	0	0	6	7	8	8	8	8	8	9	9
Reest -	BA:	-7	-7	-7	-7	-8	-8	-8	-8	-8	-9	-9
Orig	OP:	-1	-1									
	OT:	-7	-7	-1	0	0	0	0	0	0	0	0



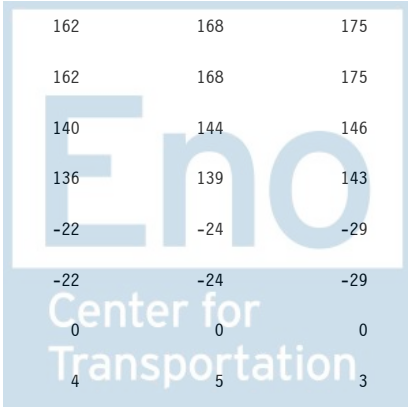
Sorted by FUNC, SFUN, TID, SUB
 (amounts in millions)

		2015	2016	2017	2018	2019	2020	2021	2022	2023	2024	2025
VETERANS BENEFITS AND SERVICES (700)												
036 0167 0 1 705 BA01 56 90 10 N												
Federal Fund												
Allocation of \$5B provided in VA Choice Act												
Pres 16	BA:	0	0	0	0	0	0	0	0	0	0	0
Reest	OP:	0	0									
	OT:	80	160	60	60	17	0	0	0	0	0	0
Mar 15	BA:	0	0	0	0	0	0	0	0	0	0	0
Base	OP:	0	0									
	OT:	80	160	60	60	17	0	0	0	0	0	0
Orig	BA:	0	0	0	0	0	0	0	0	0	0	0
Pres	OP:	91	171									
	OT:	91	171	115	0	0	0	0	0	0	0	0
Reest -	BA:	0	0	0	0	0	0	0	0	0	0	0
Mar15	OP:	0	0									
	OT:	0	0	0	0	0	0	0	0	0	0	0
Reest -	BA:	0	0	0	0	0	0	0	0	0	0	0
Orig	OP:	-91	-171									
	OT:	-11	-11	-55	60	17	0	0	0	0	0	0
036 0167 0 1 705 IA01 MC MC 03 0												
Rescission												
Pres 16	BA:	-1	0	0	0	0	0	0	0	0	0	0
Reest	OP:	0	0									
	OT:	-1	0	0	0	0	0	0	0	0	0	0
Mar 15	BA:	-1	-1	-1	-1	-1	-1	-1	-1	-1	-1	-1
Base	OP:	0	0									
	OT:	-1	-1	-1	-1	-1	-1	-1	-1	-1	-1	-1
Orig	BA:	0	0	0	0	0	0	0	0	0	0	0
Pres	OP:	0	0									
	OT:	0	0	0	0	0	0	0	0	0	0	0
Reest -	BA:	0	1	1	1	1	1	1	1	1	1	1
Mar15	OP:	0	0									
	OT:	0	1	1	1	1	1	1	1	1	1	1
Reest -	BA:	-1	0	0	0	0	0	0	0	0	0	0
Orig	OP:	0	0									
	OT:	-1	0	0	0	0	0	0	0	0	0	0



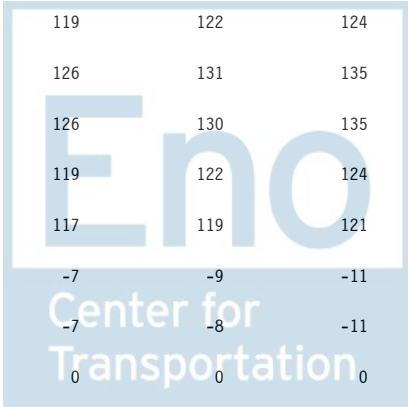
Sorted by FUNC, SFUN, TID, SUB
 (amounts in millions)

		2015	2016	2017	2018	2019	2020	2021	2022	2023	2024	2025
VETERANS BENEFITS AND SERVICES (700)												
Account Total for Information technology systems												
Pres 16	BA:	3,895	4,126	4,208	4,293	4,336	4,379	4,467	4,556	4,646	4,741	4,835
Reest	OP:	967	1,082									
	OT:	3,772	4,129	4,216	4,315	4,335	4,365	4,442	4,526	4,614	4,708	4,802
Mar 15	BA:	3,895	3,973	4,063	4,167	4,271	4,380	4,490	4,605	4,720	4,838	4,960
Base	OP:	967	1,082									
	OT:	3,772	4,022	4,078	4,183	4,242	4,332	4,441	4,554	4,669	4,785	4,906
Orig	BA:	3,895	4,126	4,208	4,293	4,336	4,379	4,467	4,556	4,646	4,741	4,835
Pres	OP:	1,662	1,685									
	OT:	3,983	4,208	4,302	4,256	4,310	4,358	4,427	4,511	4,601	4,692	4,787
Reest -	BA:	0	153	145	126	65	-1	-23	-49	-74	-97	-125
Mar15	OP:	0	0									
	OT:	0	107	138	132	93	33	1	-28	-55	-77	-104
Reest -	BA:	0	0	0	0	0	0	0	0	0	0	0
Orig	OP:	-695	-603									
	OT:	-211	-79	-86	59	25	7	15	15	13	16	15
Office of Inspector General												
036 0170 0 1 705 AA01 MC MC 03 0												
Appropriation												
Pres 16	BA:	126	127	129	132	134	135	137	140	144	146	149
Reest	OP:	6	6									
	OT:	126	127	129	132	134	135	137	140	144	146	149
Mar 15	BA:	126	130	135	140	145	151	157	162	168	175	181
Base	OP:	6	6									
	OT:	126	130	135	140	145	151	157	162	168	175	181
Orig	BA:	126	127	129	132	134	135	137	140	144	146	149
Pres	OP:	25	27									
	OT:	120	123	125	129	130	131	133	136	139	143	145
Reest -	BA:	0	-3	-6	-8	-11	-16	-20	-22	-24	-29	-32
Mar15	OP:	0	0									
	OT:	0	-3	-6	-8	-11	-16	-20	-22	-24	-29	-32
Reest -	BA:	0	0	0	0	0	0	0	0	0	0	0
Orig	OP:	-19	-21									
	OT:	6	4	4	3	4	4	4	4	5	3	4



Sorted by FUNC, SFUN, TID, SUB
 (amounts in millions)

		2015	2016	2017	2018	2019	2020	2021	2022	2023	2024	2025
VETERANS BENEFITS AND SERVICES (700)												
Grants for Construction of Veterans Cemeteries												
036 0183 0 1 705 AA01 MC MC 03 0												
Appropriation												
Pres 16	BA:	46	45	46	47	47	48	49	50	51	52	53
Reest	OP:	47	47									
	OT:	47	47	46	46	46	47	47	48	49	50	51
Mar 15	BA:	46	47	48	48	49	50	51	53	54	55	56
Base	OP:	47	47									
	OT:	47	47	47	47	48	48	49	50	52	53	54
Orig	BA:	46	45	46	47	47	48	49	50	51	52	53
Pres	OP:	30	19									
	OT:	55	43	45	45	33	37	34	35	37	37	38
Reest -	BA:	0	-2	-2	-1	-2	-2	-2	-3	-3	-3	-3
Mar15	OP:	0	0									
	OT:	0	0	-1	-1	-2	-1	-2	-2	-3	-3	-3
Reest -	BA:	0	0	0	0	0	0	0	0	0	0	0
Orig	OP:	17	28									
	OT:	-8	4	1	1	13	10	13	13	12	13	13
Board of Veterans Appeals												
036 1122 0 1 705 AA01 MC MC 03 0												
Appropriation												
Pres 16	BA:	99	108	110	112	113	115	117	119	122	124	127
Reest	OP:	0	12									
	OT:	87	107	110	112	113	115	117	119	122	124	127
Mar 15	BA:	99	102	106	110	114	118	122	126	131	135	140
Base	OP:	0	12									
	OT:	87	102	106	110	114	118	122	126	130	135	139
Orig	BA:	99	108	110	112	113	115	117	119	122	124	127
Pres	OP:	0	13									
	OT:	84	104	107	110	111	112	114	117	119	121	123
Reest -	BA:	0	6	4	2	-1	-3	-5	-7	-9	-11	-13
Mar15	OP:	0	0									
	OT:	0	5	4	2	-1	-3	-5	-7	-8	-11	-12
Reest -	BA:	0	0	0	0	0	0	0	0	0	0	0
Orig	OP:	0	-1									
	OT:	3	3	3	2	2	3	3	2	3	3	4



Sorted by FUNC, SFUN, TID, SUB
 (amounts in millions)

		2015	2016	2017	2018	2019	2020	2021	2022	2023	2024	2025
VETERANS BENEFITS AND SERVICES (700)												
Veterans Health Administration												
Canteen service revolving fund												
036 4014 0 3 705 BD01 56 90 10 N												
Public Enterprise Fund												
Pres 16	BA:	0	0	0	0	0	0	0	0	0	0	0
Reest	OP:	6	6									
	OT:	3	3	10	7	7	7	7	6	5	4	4
Mar 15	BA:	0	0	0	0	0	0	0	0	0	0	0
Base	OP:	6	6									
	OT:	3	3	10	7	7	7	7	6	5	4	4
Orig	BA:	0	0	0	0	0	0	0	0	0	0	0
Pres	OP:	6	6									
	OT:	3	3	10	7	7	7	7	6	5	4	4
Reest -	BA:	0	0	0	0	0	0	0	0	0	0	0
Mar15	OP:	0	0									
	OT:	0	0	0	0	0	0	0	0	0	0	0
Reest -	BA:	0	0	0	0	0	0	0	0	0	0	0
Orig	OP:	0	0									
	OT:	0	0	0	0	0	0	0	0	0	0	0



Sorted by FUNC, SFUN, TID, SUB
 (amounts in millions)

	2015	2016	2017	2018	2019	2020	2021	2022	2023	2024	2025
VETERANS BENEFITS AND SERVICES (700)											
Departmental Administration											
Supply fund											
036 4537 0 4 705 BE01 56 90 10											
Intragovernmental Fund											
Pres 16 BA:	0	0	0	0	0	0	0	0	0	0	0
Reest OP:	0	0									
OT:	0	0	0	0	0	0	0	0	0	0	0
Mar 15 BA:	0	0	0	0	0	0	0	0	0	0	0
Base OP:	0	0									
OT:	0	0	0	0	0	0	0	0	0	0	0
Orig BA:	0	0	0	0	0	0	0	0	0	0	0
Pres OP:	1,814	2,100									
OT:	-286	-26	26	0	0	0	0	0	0	0	0
Reest - BA:	0	0	0	0	0	0	0	0	0	0	0
Mar15 OP:	0	0									
OT:	0	0	0	0	0	0	0	0	0	0	0
Reest - BA:	0	0	0	0	0	0	0	0	0	0	0
Orig OP:	-1,814	-2,100									
OT:	286	26	-26	0	0	0	0	0	0	0	0



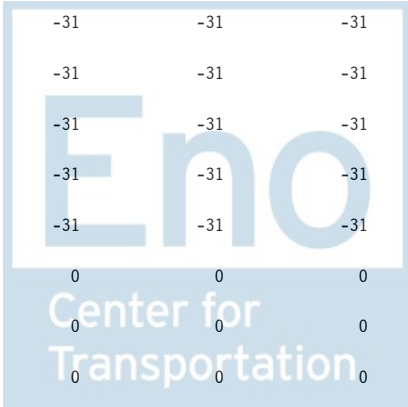
Sorted by FUNC, SFUN, TID, SUB
 (amounts in millions)

		2015	2016	2017	2018	2019	2020	2021	2022	2023	2024	2025
VETERANS BENEFITS AND SERVICES (700)												
Franchise fund												
036 4539 0 4 705 AA01 MC MC 03												
Appropriation												
Pres 16	BA:	0	0	0	0	0	0	0	0	0	0	0
Reest	OP:	0	0									
	OT:	0	0	0	0	0	0	0	0	0	0	0
Mar 15	BA:	0	0	0	0	0	0	0	0	0	0	0
Base	OP:	0	0									
	OT:	0	0	0	0	0	0	0	0	0	0	0
Orig	BA:	0	0	0	0	0	0	0	0	0	0	0
Pres	OP:	243	201									
	OT:	42	-8	-5	-4	-2	-2	-4	-5	-5	-4	-5
Reest -	BA:	0	0	0	0	0	0	0	0	0	0	0
Mar15	OP:	0	0									
	OT:	0	0	0	0	0	0	0	0	0	0	0
Reest -	BA:	0	0	0	0	0	0	0	0	0	0	0
Orig	OP:	-243	-201									
	OT:	-42	8	5	4	2	2	4	5	5	4	5



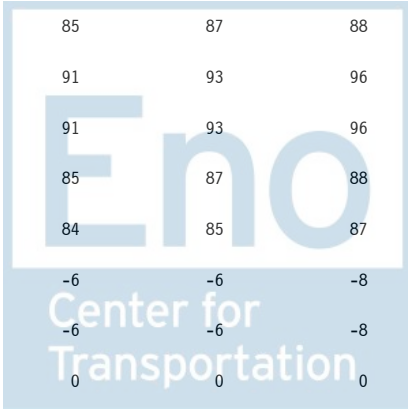
Sorted by FUNC, SFUN, TID, SUB
 (amounts in millions)

		2015	2016	2017	2018	2019	2020	2021	2022	2023	2024	2025
VETERANS BENEFITS AND SERVICES (700)												
Veterans Health Administration												
General post fund, national homes												
036 8180 0 7 705 BB01 56 90 10 N												
Trust Fund												
Pres 16	BA:	29	30	44	44	44	44	44	44	44	44	44
Reest	OP:	1	1									
	OT:	20	21	39	39	39	39	39	39	39	39	39
Mar 15	BA:	29	30	44	44	44	44	44	44	44	44	44
Base	OP:	1	1									
	OT:	20	21	39	39	39	39	39	39	39	39	39
Orig	BA:	29	30	44	44	44	44	44	44	44	44	44
Pres	OP:	1	1									
	OT:	20	21	39	39	39	39	39	39	39	39	39
Reest -	BA:	0	0	0	0	0	0	0	0	0	0	0
Mar15	OP:	0	0									
	OT:	0	0	0	0	0	0	0	0	0	0	0
Reest -	BA:	0	0	0	0	0	0	0	0	0	0	0
Orig	OP:	0	0									
	OT:	0	0	0	0	0	0	0	0	0	0	0
036 8180 0 7 705 CB01 XX XX 20 N												
Offsetting Receipts												
Pres 16	BA:	-28	-29	-31	-31	-31	-31	-31	-31	-31	-31	-31
Reest	OP:	0	0									
	OT:	-28	-29	-31	-31	-31	-31	-31	-31	-31	-31	-31
Mar 15	BA:	-28	-29	-31	-31	-31	-31	-31	-31	-31	-31	-31
Base	OP:	0	0									
	OT:	-28	-29	-31	-31	-31	-31	-31	-31	-31	-31	-31
Orig	BA:	-28	-29	-31	-31	-31	-31	-31	-31	-31	-31	-31
Pres	OP:	0	0									
	OT:	-28	-29	-31	-31	-31	-31	-31	-31	-31	-31	-31
Reest -	BA:	0	0	0	0	0	0	0	0	0	0	0
Mar15	OP:	0	0									
	OT:	0	0	0	0	0	0	0	0	0	0	0
Reest -	BA:	0	0	0	0	0	0	0	0	0	0	0
Orig	OP:	0	0									
	OT:	0	0	0	0	0	0	0	0	0	0	0



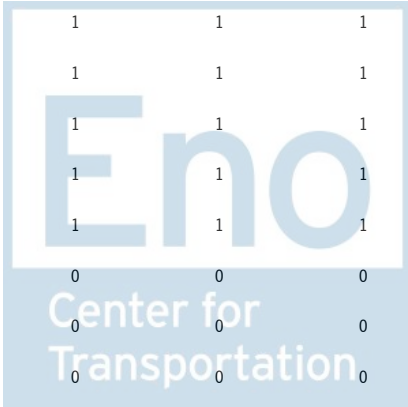
Sorted by FUNC, SFUN, TID, SUB
 (amounts in millions)

		2015	2016	2017	2018	2019	2020	2021	2022	2023	2024	2025
VETERANS BENEFITS AND SERVICES (700)												
Account Total for General post fund, national homes												
Pres 16	BA:	1	1	13	13	13	13	13	13	13	13	13
Reest	OP:	1	1									
	OT:	-8	-8	8	8	8	8	8	8	8	8	8
Mar 15	BA:	1	1	13	13	13	13	13	13	13	13	13
Base	OP:	1	1									
	OT:	-8	-8	8	8	8	8	8	8	8	8	8
Orig	BA:	1	1	13	13	13	13	13	13	13	13	13
Pres	OP:	1	1									
	OT:	-8	-8	8	8	8	8	8	8	8	8	8
Reest -	BA:	0	0	0	0	0	0	0	0	0	0	0
Mar15	OP:	0	0									
	OT:	0	0	0	0	0	0	0	0	0	0	0
Reest -	BA:	0	0	0	0	0	0	0	0	0	0	0
Orig	OP:	0	0									
	OT:	0	0	0	0	0	0	0	0	0	0	0
Other Defense Civil Programs												
American Battle Monuments Commission												
Salaries and expenses												
074 0100 0 1 705 AA01 MC MC 03 0												
Appropriation												
Pres 16	BA:	74	75	79	80	81	82	83	85	87	88	90
Reest	OP:	0	0									
	OT:	74	75	79	80	81	82	83	85	87	88	90
Mar 15	BA:	74	76	78	80	83	85	88	91	93	96	99
Base	OP:	0	0									
	OT:	74	76	78	80	83	85	88	91	93	96	99
Orig	BA:	76	77	79	80	81	82	83	85	87	88	90
Pres	OP:	12	20									
	OT:	58	66	72	71	90	81	82	84	85	87	88
Reest -	BA:	0	-1	1	0	-2	-3	-5	-6	-6	-8	-9
Mar15	OP:	0	0									
	OT:	0	-1	1	0	-2	-3	-5	-6	-6	-8	-9
Reest -	BA:	-2	-2	0	0	0	0	0	0	0	0	0
Orig	OP:	-12	-20									
	OT:	16	9	7	9	-9	1	1	1	2	1	2




Sorted by FUNC, SFUN, TID, SUB
 (amounts in millions)

		2015	2016	2017	2018	2019	2020	2021	2022	2023	2024	2025
VETERANS BENEFITS AND SERVICES (700)												
Foreign Currency Fluctuations Account												
074 0101 0 1 705 AA01 MC MC 03 0												
Appropriation												
Pres 16	BA:	2	2	0	0	0	0	0	0	0	0	0
Reest	OP:	7	1									
	OT:	8	2	1	0	0	0	0	0	0	0	0
Mar 15	BA:	2	2	2	2	2	2	2	2	3	3	3
Base	OP:	7	1									
	OT:	8	2	2	2	2	2	2	2	3	3	3
Orig	BA:	0	0	0	0	0	0	0	0	0	0	0
Pres	OP:	0	0									
	OT:	0	0	0	0	0	0	0	0	0	0	0
Reest -	BA:	0	0	-2	-2	-2	-2	-2	-2	-3	-3	-3
Mar15	OP:	0	0									
	OT:	0	0	-1	-2	-2	-2	-2	-2	-3	-3	-3
Reest -	BA:	2	2	0	0	0	0	0	0	0	0	0
Orig	OP:	7	1									
	OT:	8	2	1	0	0	0	0	0	0	0	0
Contributions												
074 8569 0 7 705 BB01 56 90 10 N												
Trust Fund												
Pres 16	BA:	1	1	1	1	1	1	1	1	1	1	1
Reest	OP:	0	0									
	OT:	1	1	1	1	1	1	1	1	1	1	1
Mar 15	BA:	1	1	1	1	1	1	1	1	1	1	1
Base	OP:	0	0									
	OT:	1	1	1	1	1	1	1	1	1	1	1
Orig	BA:	1	1	1	1	1	1	1	1	1	1	1
Pres	OP:	0	0									
	OT:	0	0	0	0	0	0	1	1	1	1	1
Reest -	BA:	0	0	0	0	0	0	0	0	0	0	0
Mar15	OP:	0	0									
	OT:	0	0	0	0	0	0	0	0	0	0	0
Reest -	BA:	0	0	0	0	0	0	0	0	0	0	0
Orig	OP:	0	0									
	OT:	1	1	1	1	1	1	0	0	0	0	0



Sorted by FUNC, SFUN, TID, SUB
 (amounts in millions)

		2015	2016	2017	2018	2019	2020	2021	2022	2023	2024	2025
VETERANS BENEFITS AND SERVICES (700)												
074 8569 0 7 705 CB01 XX XX 10												
Offsetting Receipts												
Pres 16	BA:	0	0	0	0	0	0	0	0	0	0	0
Reest	OP:	0	0									
	OT:	0	0	0	0	0	0	0	0	0	0	0
Mar 15	BA:	0	0	0	0	0	0	0	0	0	0	0
Base	OP:	0	0									
	OT:	0	0	0	0	0	0	0	0	0	0	0
Orig	BA:	-1	-1	-1	-1	-1	-1	-1	-1	-1	-1	-1
Pres	OP:	0	0									
	OT:	-1	-1	-1	-1	-1	-1	-1	-1	-1	-1	-1
Reest -	BA:	0	0	0	0	0	0	0	0	0	0	0
Mar15	OP:	0	0									
	OT:	0	0	0	0	0	0	0	0	0	0	0
Reest -	BA:	1	1	1	1	1	1	1	1	1	1	1
Orig	OP:	0	0									
	OT:	1	1	1	1	1	1	1	1	1	1	1
Account Total for Contributions												
Pres 16	BA:	1	1	1	1	1	1	1	1	1	1	1
Reest	OP:	0	0									
	OT:	1	1	1	1	1	1	1	1	1	1	1
Mar 15	BA:	1	1	1	1	1	1	1	1	1	1	1
Base	OP:	0	0									
	OT:	1	1	1	1	1	1	1	1	1	1	1
Orig	BA:	0	0	0	0	0	0	0	0	0	0	0
Pres	OP:	0	0									
	OT:	-1	-1	-1	-1	-1	-1	0	0	0	0	0
Reest -	BA:	0	0	0	0	0	0	0	0	0	0	0
Mar15	OP:	0	0									
	OT:	0	0	0	0	0	0	0	0	0	0	0
Reest -	BA:	1	1	1	1	1	1	1	1	1	1	1
Orig	OP:	0	0									
	OT:	2	2	2	2	2	2	1	1	1	1	1



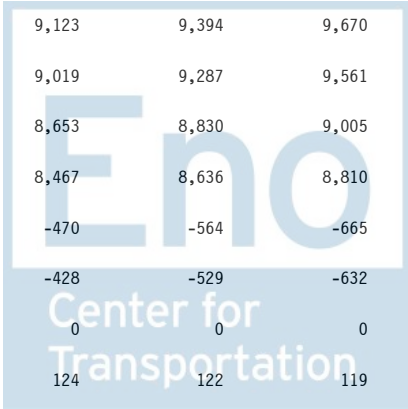
Sorted by FUNC, SFUN, TID, SUB
 (amounts in millions)

		2015	2016	2017	2018	2019	2020	2021	2022	2023	2024	2025
VETERANS BENEFITS AND SERVICES (700)												
United States Court of Appeals for Veterans Claims												
United States Court of Appeals for Veterans Claims												
Salaries and Expenses												
345 0300 0 1 705 AA01 MC MC 03 0												
Appropriation												
Pres 16	BA:	31	32	33	33	34	34	35	35	36	37	37
Reest	OP:	11	9									
	OT:	33	31	33	33	34	34	35	35	36	37	37
Mar 15	BA:	31	32	33	34	35	37	38	39	41	42	44
Base	OP:	11	9									
	OT:	33	31	33	34	35	36	38	39	40	42	43
Orig	BA:	31	32	33	33	34	34	35	35	36	37	37
Pres	OP:	1	6									
	OT:	29	35	33	33	34	34	35	36	36	37	37
Reest -	BA:	0	0	0	-1	-1	-3	-3	-4	-5	-5	-7
Mar15	OP:	0	0									
	OT:	0	0	0	-1	-1	-2	-3	-4	-4	-5	-6
Reest -	BA:	0	0	0	0	0	0	0	0	0	0	0
Orig	OP:	10	3									
	OT:	4	-4	0	0	0	0	0	-1	0	0	0



Sorted by FUNC, SFUN, TID, SUB
 (amounts in millions)

		2015	2016	2017	2018	2019	2020	2021	2022	2023	2024	2025
VETERANS BENEFITS AND SERVICES (700)												
Court of Appeals for Veterans Claims Retirement Fund												
345 8290 0 7 705 BB01 99 99 10												
Trust Fund												
Pres 16	BA:	0	0	0	0	0	0	0	0	0	0	0
Reest	OP:	0	0									
	OT:	0	0	0	0	0	0	0	0	0	0	0
Mar 15	BA:	0	0	0	0	0	0	0	0	0	0	0
Base	OP:	0	0									
	OT:	0	0	0	0	0	0	0	0	0	0	0
Orig	BA:	1	1	1	1	1	1	1	1	1	1	1
Pres	OP:	0	0									
	OT:	1	1	1	1	1	1	1	1	1	1	1
Reest -	BA:	0	0	0	0	0	0	0	0	0	0	0
Mar15	OP:	0	0									
	OT:	0	0	0	0	0	0	0	0	0	0	0
Reest -	BA:	-1	-1	-1	-1	-1	-1	-1	-1	-1	-1	-1
Orig	OP:	0	0									
	OT:	-1	-1	-1	-1	-1	-1	-1	-1	-1	-1	-1
Subfunction Total for 705 Other veterans benefits and services (705)												
Pres 16	BA:	7,452	7,899	8,041	8,202	8,284	8,366	8,486	8,653	8,830	9,005	9,185
Reest	OP:	1,449	1,563									
	OT:	7,300	7,843	8,028	8,192	8,253	8,321	8,444	8,591	8,758	8,929	9,107
Mar 15	BA:	7,452	7,639	7,863	8,101	8,345	8,598	8,856	9,123	9,394	9,670	9,957
Base	OP:	1,449	1,563									
	OT:	7,300	7,644	7,841	8,074	8,271	8,501	8,758	9,019	9,287	9,561	9,843
Orig	BA:	7,452	7,899	8,041	8,202	8,284	8,366	8,486	8,653	8,830	9,005	9,185
Pres	OP:	4,501	4,588									
	OT:	7,355	7,754	8,123	8,038	8,141	8,222	8,308	8,467	8,636	8,810	8,982
Reest -	BA:	0	260	178	101	-61	-232	-370	-470	-564	-665	-772
Mar15	OP:	0	0									
	OT:	0	199	187	118	-18	-180	-314	-428	-529	-632	-736
Reest -	BA:	0	0	0	0	0	0	0	0	0	0	0
Orig	OP:	-3,052	-3,025									
	OT:	-55	89	-95	154	112	99	136	124	122	119	125



Sorted by FUNC, SFUN, TID, SUB
(amounts in millions)

	2015	2016	2017	2018	2019	2020	2021	2022	2023	2024	2025
VETERANS BENEFITS AND SERVICES (700)											



Sorted by FUNC, SFUN, TID, SUB
 (amounts in millions)

		2015	2016	2017	2018	2019	2020	2021	2022	2023	2024	2025
Function Total for 700 VETERANS BENEFITS AND SERVICES (700)												
Pres 16	BA:	153,079	168,149	169,056	167,449	177,868	181,997	185,563	197,427	193,599	189,928	203,297
Reest	OP:	12,111	12,466									
	OT:	155,672	172,287	172,526	166,730	177,632	181,720	185,241	196,870	192,947	189,197	202,560
Mar 15	BA:	153,079	166,292	164,608	162,832	174,726	179,649	183,924	196,288	192,927	189,773	203,668
Base	OP:	12,111	12,466									
	OT:	155,672	171,893	168,621	162,845	173,996	178,745	183,024	195,303	191,930	188,687	202,567
Orig	BA:	160,627	165,822	179,708	187,792	195,996	204,373	212,996	222,541	232,408	242,582	253,863
Pres	OP:	27,951	32,731									
	OT:	161,424	180,324	181,292	178,309	193,155	201,492	209,883	228,009	228,939	228,413	249,002
Reest -	BA:	0	1,857	4,448	4,617	3,142	2,348	1,639	1,139	672	155	-371
Mar15	OP:	0	0									
	OT:	0	394	3,905	3,885	3,636	2,975	2,217	1,567	1,017	510	-7
Reest -	BA:	-7,548	2,327	-10,652	-20,343	-18,128	-22,376	-27,433	-25,114	-38,809	-52,654	-50,566
Orig	OP:	-15,840	-20,265									
	OT:	-5,752	-8,037	-8,766	-11,579	-15,523	-19,772	-24,642	-31,139	-35,992	-39,216	-46,442



Sorted by FUNC, SFUN, TID, SUB
(amounts in millions)

2015 2016 2017 2018 2019 2020 2021 2022 2023 2024 2025



Sorted by FUNC, SFUN, TID, SUB
 (amounts in millions)

		2015	2016	2017	2018	2019	2020	2021	2022	2023	2024	2025
ADMINISTRATION OF JUSTICE (750)												
ADMINISTRATION OF JUSTICE (750)												
Department of Justice												
Department of Justice												
Transfers from appropriated mandatories to discretionary per sec. 205 of DOJ												
015 8881 0 1 750 AA01 CJ CJ 03												
Appropriation												
Sec. 205, DOJ transfer authority												
Pres 16	BA:	0	14	0	0	0	0	0	0	0	0	0
Reest	OP:	0	0									
	OT:	0	7	7	0	0	0	0	0	0	0	0
Mar 15	BA:	0	0	0	0	0	0	0	0	0	0	0
Base	OP:	0	0									
	OT:	0	0	0	0	0	0	0	0	0	0	0
Orig	BA:	0	0	0	0	0	0	0	0	0	0	0
Pres	OP:	0	0									
	OT:	0	0	0	0	0	0	0	0	0	0	0
Reest -	BA:	0	14	0	0	0	0	0	0	0	0	0
Mar15	OP:	0	0									
	OT:	0	7	7	0	0	0	0	0	0	0	0
Reest -	BA:	0	14	0	0	0	0	0	0	0	0	0
Orig	OP:	0	0									
	OT:	0	7	7	0	0	0	0	0	0	0	0



Sorted by FUNC, SFUN, TID, SUB
 (amounts in millions)

		2015	2016	2017	2018	2019	2020	2021	2022	2023	2024	2025
ADMINISTRATION OF JUSTICE (750)												
Subfunction	Total for 750	ADMINISTRATION OF JUSTICE (750)										
Pres 16	BA:	0	14	0	0	0	0	0	0	0	0	0
Reest	OP:	0	0									
	OT:	0	7	7	0	0	0	0	0	0	0	0
Mar 15	BA:	0	0	0	0	0	0	0	0	0	0	0
Base	OP:	0	0									
	OT:	0	0	0	0	0	0	0	0	0	0	0
Orig	BA:	0	0	0	0	0	0	0	0	0	0	0
Pres	OP:	0	0									
	OT:	0	0	0	0	0	0	0	0	0	0	0
Reest -	BA:	0	14	0	0	0	0	0	0	0	0	0
Mar15	OP:	0	0									
	OT:	0	7	7	0	0	0	0	0	0	0	0
Reest -	BA:	0	14	0	0	0	0	0	0	0	0	0
Orig	OP:	0	0									
	OT:	0	7	7	0	0	0	0	0	0	0	0




Sorted by FUNC, SFUN, TID, SUB
 (amounts in millions)

	2015	2016	2017	2018	2019	2020	2021	2022	2023	2024	2025
ADMINISTRATION OF JUSTICE (750)											
Federal law enforcement activities (751)											
General Administration											
Salaries and expenses											
015 0129 0 1 751 AA01 CJ CJ 03 0											
Appropriation											
Pres 16 BA:	112	119	121	124	125	126	128	132	134	137	139
Reest OP:	11	11									
OT:	112	118	121	124	125	126	128	132	134	137	139
Mar 15 BA:	112	115	119	123	128	132	137	141	146	151	156
Base OP:	11	11									
OT:	112	115	119	123	128	132	137	141	146	151	156
Orig BA:	111	119	121	124	125	126	128	132	134	137	139
Pres OP:	15	15									
OT:	111	119	120	124	125	126	128	131	134	137	138
Reest - BA:	0	4	2	1	-3	-6	-9	-9	-12	-14	-17
Mar15 OP:	0	0									
OT:	0	3	2	1	-3	-6	-9	-9	-12	-14	-17
Reest - BA:	1	0	0	0	0	0	0	0	0	0	0
Orig OP:	-4	-4									
OT:	1	-1	1	0	0	0	0	1	0	0	1



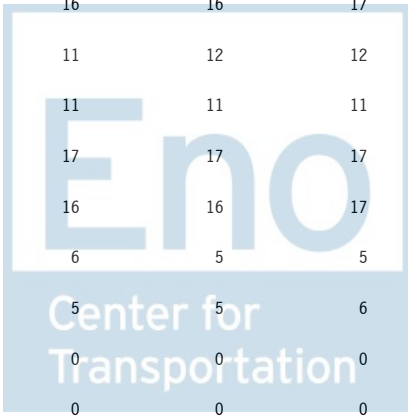
Sorted by FUNC, SFUN, TID, SUB
 (amounts in millions)

		2015	2016	2017	2018	2019	2020	2021	2022	2023	2024	2025
ADMINISTRATION OF JUSTICE (750)												
Tactical Law Enforcement Wireless Communications												
015 0132 0 1 751 AA01 CJ CJ 03 0												
Appropriation												
Pres 16	BA:	0	0	0	0	0	0	0	0	0	0	0
Reest	OP:	-1	0									
	OT:	-1	0	0	0	0	0	0	0	0	0	0
Mar 15	BA:	0	0	0	0	0	0	0	0	0	0	0
Base	OP:	-1	0									
	OT:	-1	0	0	0	0	0	0	0	0	0	0
Orig	BA:	-2	0	0	0	0	0	0	0	0	0	0
Pres	OP:	12	0									
	OT:	12	0	0	0	0	0	0	0	0	0	0
Reest -	BA:	0	0	0	0	0	0	0	0	0	0	0
Mar15	OP:	0	0									
	OT:	0	0	0	0	0	0	0	0	0	0	0
Reest -	BA:	2	0	0	0	0	0	0	0	0	0	0
Orig	OP:	-13	0									
	OT:	-13	0	0	0	0	0	0	0	0	0	0
015 0132 0 1 751 IA01 CJ CJ 03 A												
Rescission												
Pres 16	BA:	-2	0	0	0	0	0	0	0	0	0	0
Reest	OP:	0	0									
	OT:	-1	0	0	0	0	0	0	0	0	0	0
Mar 15	BA:	-2	0	0	0	0	0	0	0	0	0	0
Base	OP:	0	0									
	OT:	-1	0	0	0	0	0	0	0	0	0	0
Orig	BA:	0	0	0	0	0	0	0	0	0	0	0
Pres	OP:	0	0									
	OT:	0	0	0	0	0	0	0	0	0	0	0
Reest -	BA:	0	0	0	0	0	0	0	0	0	0	0
Mar15	OP:	0	0									
	OT:	0	0	0	0	0	0	0	0	0	0	0
Reest -	BA:	-2	0	0	0	0	0	0	0	0	0	0
Orig	OP:	0	0									
	OT:	-1	0	0	0	0	0	0	0	0	0	0



Sorted by FUNC, SFUN, TID, SUB
 (amounts in millions)

		2015	2016	2017	2018	2019	2020	2021	2022	2023	2024	2025
ADMINISTRATION OF JUSTICE (750)												
Account Total for Tactical Law Enforcement Wireless Communications												
Pres 16	BA:	-2	0	0	0	0	0	0	0	0	0	0
Reest	OP:	-1	0									
	OT:	-2	0	0	0	0	0	0	0	0	0	0
Mar 15	BA:	-2	0	0	0	0	0	0	0	0	0	0
Base	OP:	-1	0									
	OT:	-2	0	0	0	0	0	0	0	0	0	0
Orig	BA:	-2	0	0	0	0	0	0	0	0	0	0
Pres	OP:	12	0									
	OT:	12	0	0	0	0	0	0	0	0	0	0
Reest -	BA:	0	0	0	0	0	0	0	0	0	0	0
Mar15	OP:	0	0									
	OT:	0	0	0	0	0	0	0	0	0	0	0
Reest -	BA:	0	0	0	0	0	0	0	0	0	0	0
Orig	OP:	-13	0									
	OT:	-14	0	0	0	0	0	0	0	0	0	0
Legal Activities and U.S. Marshals												
Construction												
015 0133 0 1 751 AA01 CJ CJ 03 0												
Appropriation												
Pres 16	BA:	10	15	15	16	16	16	16	17	17	17	18
Reest	OP:	10	11									
	OT:	11	13	13	14	15	16	16	16	16	17	17
Mar 15	BA:	10	10	10	11	11	11	11	11	12	12	12
Base	OP:	10	11									
	OT:	11	12	11	11	10	11	11	11	11	11	12
Orig	BA:	10	15	15	16	16	16	16	17	17	17	18
Pres	OP:	27	14									
	OT:	28	15	13	15	15	16	16	16	16	17	17
Reest -	BA:	0	5	5	5	5	5	5	6	5	5	6
Mar15	OP:	0	0									
	OT:	0	1	2	3	5	5	5	5	5	6	5
Reest -	BA:	0	0	0	0	0	0	0	0	0	0	0
Orig	OP:	-17	-3									
	OT:	-17	-2	0	-1	0	0	0	0	0	0	0



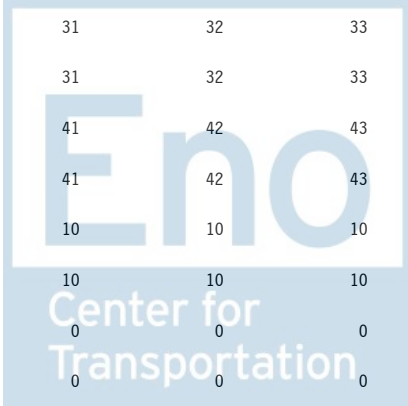
Sorted by FUNC, SFUN, TID, SUB
 (amounts in millions)

		2015	2016	2017	2018	2019	2020	2021	2022	2023	2024	2025
ADMINISTRATION OF JUSTICE (750)												
General Administration												
Justice information sharing technology												
015 0134 0 1 751 AA02 CJ CJ 03 0												
Appropriation												
Pres 16	BA:	26	37	38	38	39	39	40	41	42	43	43
Reest	OP:	5	5									
	OT:	26	35	38	38	39	39	40	41	42	43	43
Mar 15	BA:	26	27	27	28	29	30	30	31	32	33	34
Base	OP:	5	5									
	OT:	26	27	27	28	29	30	30	31	32	33	34
Orig	BA:	29	37	38	38	39	39	40	41	42	43	43
Pres	OP:	27	9									
	OT:	53	42	38	38	39	39	40	41	42	43	43
Reest -	BA:	0	10	11	10	10	9	10	10	10	10	9
Mar15	OP:	0	0									
	OT:	0	8	11	10	10	9	10	10	10	10	9
Reest -	BA:	-3	0	0	0	0	0	0	0	0	0	0
Orig	OP:	-22	-4									
	OT:	-27	-7	0	0	0	0	0	0	0	0	0




Sorted by FUNC, SFUN, TID, SUB
 (amounts in millions)

		2015	2016	2017	2018	2019	2020	2021	2022	2023	2024	2025
ADMINISTRATION OF JUSTICE (750)												
015 0134 0 1 751 BA60 30 72 10 A SPECTRUM												
Federal Fund												
spectrum												
Pres 16	BA:	3	0	0	0	0	0	0	0	0	0	0
Reest	OP:	0	2									
	OT:	0	2	1	0	0	0	0	0	0	0	0
Mar 15	BA:	3	0	0	0	0	0	0	0	0	0	0
Base	OP:	0	2									
	OT:	0	2	1	0	0	0	0	0	0	0	0
Orig	BA:	0	0	0	0	0	0	0	0	0	0	0
Pres	OP:	0	0									
	OT:	0	0	0	0	0	0	0	0	0	0	0
Reest -	BA:	0	0	0	0	0	0	0	0	0	0	0
Mar15	OP:	0	0									
	OT:	0	0	0	0	0	0	0	0	0	0	0
Reest -	BA:	3	0	0	0	0	0	0	0	0	0	0
Orig	OP:	0	2									
	OT:	0	2	1	0	0	0	0	0	0	0	0
Account Total for Justice information sharing technology												
Pres 16	BA:	29	37	38	38	39	39	40	41	42	43	43
Reest	OP:	5	7									
	OT:	26	37	39	38	39	39	40	41	42	43	43
Mar 15	BA:	29	27	27	28	29	30	30	31	32	33	34
Base	OP:	5	7									
	OT:	26	29	28	28	29	30	30	31	32	33	34
Orig	BA:	29	37	38	38	39	39	40	41	42	43	43
Pres	OP:	27	9									
	OT:	53	42	38	38	39	39	40	41	42	43	43
Reest -	BA:	0	10	11	10	10	9	10	10	10	10	9
Mar15	OP:	0	0									
	OT:	0	8	11	10	10	9	10	10	10	10	9
Reest -	BA:	0	0	0	0	0	0	0	0	0	0	0
Orig	OP:	-22	-2									
	OT:	-27	-5	1	0	0	0	0	0	0	0	0



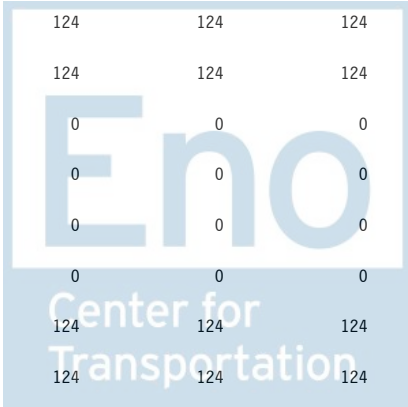
Sorted by FUNC, SFUN, TID, SUB
 (amounts in millions)

		2015	2016	2017	2018	2019	2020	2021	2022	2023	2024	2025
ADMINISTRATION OF JUSTICE (750)												
Federal Bureau of Investigation												
Salaries and expenses												
015 0200 0 1 751 AA01 CJ CJ 03 0												
Appropriation												
Pres 16	BA:	3,378	3,414	3,484	3,554	3,589	3,625	3,698	3,772	3,848	3,924	4,003
Reest	OP:	656	668									
	OT:	3,358	3,399	3,467	3,534	3,576	3,614	3,680	3,751	3,826	3,902	3,980
Mar 15	BA:	3,378	3,475	3,581	3,702	3,827	3,955	4,085	4,220	4,358	4,499	4,644
Base	OP:	656	668									
	OT:	3,358	3,448	3,552	3,668	3,791	3,918	4,048	4,181	4,318	4,458	4,602
Orig	BA:	3,604	3,367	3,484	3,554	3,589	3,625	3,698	3,772	3,848	3,924	4,003
Pres	OP:	769	630									
	OT:	3,707	3,358	3,479	3,537	3,578	3,615	3,682	3,754	3,829	3,905	3,984
Reest -	BA:	0	-61	-97	-148	-238	-330	-387	-448	-510	-575	-641
Mar15	OP:	0	0									
	OT:	0	-49	-85	-134	-215	-304	-368	-430	-492	-556	-622
Reest -	BA:	-226	47	0	0	0	0	0	0	0	0	0
Orig	OP:	-113	38									
	OT:	-349	41	-12	-3	-2	-1	-2	-3	-3	-3	-4
015 0200 0 1 751 AA06 42 86 10												
Appropriation												
Pres 16	BA:	0	0	0	0	0	0	0	0	0	0	0
Reest	OP:	0	0									
	OT:	0	0	0	0	0	0	0	0	0	0	0
Mar 15	BA:	0	0	0	0	0	0	0	0	0	0	0
Base	OP:	0	0									
	OT:	0	0	0	0	0	0	0	0	0	0	0
Orig	BA:	-153	-153	-153	-153	-153	-153	-153	-153	-153	-153	-153
Pres	OP:	0	0									
	OT:	-153	-153	-153	-153	-153	-153	-153	-153	-153	-153	-153
Reest -	BA:	0	0	0	0	0	0	0	0	0	0	0
Mar15	OP:	0	0									
	OT:	0	0	0	0	0	0	0	0	0	0	0
Reest -	BA:	153	153	153	153	153	153	153	153	153	153	153
Orig	OP:	0	0									
	OT:	153	153	153	153	153	153	153	153	153	153	153




Sorted by FUNC, SFUN, TID, SUB
 (amounts in millions)

		2015	2016	2017	2018	2019	2020	2021	2022	2023	2024	2025
ADMINISTRATION OF JUSTICE (750)												
015 0200 0 1 751 BA02 42 86 10 N												
Federal Fund												
Pres 16	BA:	-124	-124	-124	-124	-124	-124	-124	-124	-124	-124	-124
Reest	OP:	0	0									
	OT:	-124	-124	-124	-124	-124	-124	-124	-124	-124	-124	-124
Mar 15	BA:	-124	-124	-124	-124	-124	-124	-124	-124	-124	-124	-124
Base	OP:	0	0									
	OT:	-124	-124	-124	-124	-124	-124	-124	-124	-124	-124	-124
Orig	BA:	153	153	153	153	153	153	153	153	153	153	153
Pres	OP:	0	0									
	OT:	153	153	153	153	153	153	153	153	153	153	153
Reest -	BA:	0	0	0	0	0	0	0	0	0	0	0
Mar15	OP:	0	0									
	OT:	0	0	0	0	0	0	0	0	0	0	0
Reest -	BA:	-277	-277	-277	-277	-277	-277	-277	-277	-277	-277	-277
Orig	OP:	0	0									
	OT:	-277	-277	-277	-277	-277	-277	-277	-277	-277	-277	-277
015 0200 0 1 751 BA03 42 86 10 A												
Federal Fund												
Pres 16	BA:	124	124	124	124	124	124	124	124	124	124	124
Reest	OP:	6	6									
	OT:	124	124	124	124	124	124	124	124	124	124	124
Mar 15	BA:	124	124	124	124	124	124	124	124	124	124	124
Base	OP:	6	6									
	OT:	124	124	124	124	124	124	124	124	124	124	124
Orig	BA:	0	0	0	0	0	0	0	0	0	0	0
Pres	OP:	0	0									
	OT:	0	0	0	0	0	0	0	0	0	0	0
Reest -	BA:	0	0	0	0	0	0	0	0	0	0	0
Mar15	OP:	0	0									
	OT:	0	0	0	0	0	0	0	0	0	0	0
Reest -	BA:	124	124	124	124	124	124	124	124	124	124	124
Orig	OP:	6	6									
	OT:	124	124	124	124	124	124	124	124	124	124	124



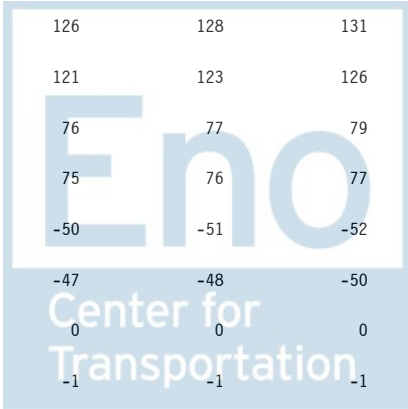
Sorted by FUNC, SFUN, TID, SUB
 (amounts in millions)

		2015	2016	2017	2018	2019	2020	2021	2022	2023	2024	2025
ADMINISTRATION OF JUSTICE (750)												
015 0200 0 1 751 BA60 30 72 10 A SPECTRUM												
Federal Fund												
spectrum												
Pres 16	BA:	224	0	0	0	0	0	0	0	0	0	0
Reest	OP:	0	168									
	OT:	22	168	34	0	0	0	0	0	0	0	0
Mar 15	BA:	224	0	0	0	0	0	0	0	0	0	0
Base	OP:	0	168									
	OT:	22	168	34	0	0	0	0	0	0	0	0
Orig	BA:	0	0	0	0	0	0	0	0	0	0	0
Pres	OP:	0	0									
	OT:	0	0	0	0	0	0	0	0	0	0	0
Reest -	BA:	0	0	0	0	0	0	0	0	0	0	0
Mar15	OP:	0	0									
	OT:	0	0	0	0	0	0	0	0	0	0	0
Reest -	BA:	224	0	0	0	0	0	0	0	0	0	0
Orig	OP:	0	168									
	OT:	22	168	34	0	0	0	0	0	0	0	0
015 0200 0 1 751 IA01 CJ CJ 03												
Rescission												
Pres 16	BA:	0	-49	0	0	0	0	0	0	0	0	0
Reest	OP:	0	0									
	OT:	0	-39	-7	-2	0	0	0	0	0	0	0
Mar 15	BA:	0	0	0	0	0	0	0	0	0	0	0
Base	OP:	0	0									
	OT:	0	0	0	0	0	0	0	0	0	0	0
Orig	BA:	0	0	0	0	0	0	0	0	0	0	0
Pres	OP:	0	0									
	OT:	0	0	0	0	0	0	0	0	0	0	0
Reest -	BA:	0	-49	0	0	0	0	0	0	0	0	0
Mar15	OP:	0	0									
	OT:	0	-39	-7	-2	0	0	0	0	0	0	0
Reest -	BA:	0	-49	0	0	0	0	0	0	0	0	0
Orig	OP:	0	0									
	OT:	0	-39	-7	-2	0	0	0	0	0	0	0



Sorted by FUNC, SFUN, TID, SUB
 (amounts in millions)

		2015	2016	2017	2018	2019	2020	2021	2022	2023	2024	2025
ADMINISTRATION OF JUSTICE (750)												
Account Total for Salaries and expenses												
Pres 16	BA:	3,602	3,365	3,484	3,554	3,589	3,625	3,698	3,772	3,848	3,924	4,003
Reest	OP:	662	842									
	OT:	3,380	3,528	3,494	3,532	3,576	3,614	3,680	3,751	3,826	3,902	3,980
Mar 15	BA:	3,602	3,475	3,581	3,702	3,827	3,955	4,085	4,220	4,358	4,499	4,644
Base	OP:	662	842									
	OT:	3,380	3,616	3,586	3,668	3,791	3,918	4,048	4,181	4,318	4,458	4,602
Orig	BA:	3,604	3,367	3,484	3,554	3,589	3,625	3,698	3,772	3,848	3,924	4,003
Pres	OP:	769	630									
	OT:	3,707	3,358	3,479	3,537	3,578	3,615	3,682	3,754	3,829	3,905	3,984
Reest -	BA:	0	-110	-97	-148	-238	-330	-387	-448	-510	-575	-641
Mar15	OP:	0	0									
	OT:	0	-88	-92	-136	-215	-304	-368	-430	-492	-556	-622
Reest -	BA:	-2	-2	0	0	0	0	0	0	0	0	0
Orig	OP:	-107	212									
	OT:	-327	170	15	-5	-2	-1	-2	-3	-3	-3	-4
Construction												
015 0203 0 1 751 AA01 CJ CJ 03 0												
Appropriation												
Pres 16	BA:	110	69	71	72	72	74	75	76	77	79	80
Reest	OP:	115	104									
	OT:	126	111	93	85	77	72	73	74	75	76	77
Mar 15	BA:	110	112	114	116	118	121	123	126	128	131	133
Base	OP:	115	104									
	OT:	126	115	108	111	114	116	118	121	123	126	128
Orig	BA:	110	69	71	72	72	74	75	76	77	79	80
Pres	OP:	187	92									
	OT:	198	99	89	72	71	72	74	75	76	77	78
Reest -	BA:	0	-43	-43	-44	-46	-47	-48	-50	-51	-52	-53
Mar15	OP:	0	0									
	OT:	0	-4	-15	-26	-37	-44	-45	-47	-48	-50	-51
Reest -	BA:	0	0	0	0	0	0	0	0	0	0	0
Orig	OP:	-72	12									
	OT:	-72	12	4	13	6	0	-1	-1	-1	-1	-1



Sorted by FUNC, SFUN, TID, SUB
 (amounts in millions)

		2015	2016	2017	2018	2019	2020	2021	2022	2023	2024	2025
ADMINISTRATION OF JUSTICE (750)												
Interagency Law Enforcement												
Interagency crime and drug enforcement												
015 0323 0 1 751 AA01 CJ CJ 03 0												
Appropriation												
Pres 16	BA:	507	519	529	540	544	550	561	571	583	594	608
Reest	OP:	129	127									
	OT:	509	516	527	537	543	549	558	569	580	591	605
Mar 15	BA:	507	515	524	535	545	557	568	580	591	604	616
Base	OP:	129	127									
	OT:	509	513	522	532	543	554	565	577	588	601	613
Orig	BA:	507	519	529	540	544	550	561	571	583	594	608
Pres	OP:	142	139									
	OT:	555	561	573	584	591	597	608	620	633	644	658
Reest -	BA:	0	4	5	5	-1	-7	-7	-9	-8	-10	-8
Mar15	OP:	0	0									
	OT:	0	3	5	5	0	-5	-7	-8	-8	-10	-8
Reest -	BA:	0	0	0	0	0	0	0	0	0	0	0
Orig	OP:	-13	-12									
	OT:	-46	-45	-46	-47	-48	-48	-50	-51	-53	-53	-53



Sorted by FUNC, SFUN, TID, SUB
 (amounts in millions)

		2015	2016	2017	2018	2019	2020	2021	2022	2023	2024	2025
ADMINISTRATION OF JUSTICE (750)												
General Administration												
Office of Inspector General												
015 0328 0 1 751 AA01 CJ CJ 03 0												
Appropriation												
Pres 16	BA:	89	94	96	97	98	100	102	104	106	108	111
Reest	OP:	4	4									
	OT:	89	93	96	97	98	100	102	104	106	108	111
Mar 15	BA:	89	92	95	99	102	106	110	114	118	122	127
Base	OP:	4	4									
	OT:	89	91	95	99	102	106	110	114	118	122	127
Orig	BA:	89	94	96	97	98	100	102	104	106	108	111
Pres	OP:	15	7									
	OT:	97	94	96	97	98	100	101	104	106	108	111
Reest -	BA:	0	2	1	-2	-4	-6	-8	-10	-12	-14	-16
Mar15	OP:	0	0									
	OT:	0	2	1	-2	-4	-6	-8	-10	-12	-14	-16
Reest -	BA:	0	0	0	0	0	0	0	0	0	0	0
Orig	OP:	-11	-3									
	OT:	-8	-1	0	0	0	0	1	0	0	0	0



Sorted by FUNC, SFUN, TID, SUB
 (amounts in millions)

		2015	2016	2017	2018	2019	2020	2021	2022	2023	2024	2025
ADMINISTRATION OF JUSTICE (750)												
Administrative review and appeals												
015 0339 0 1 751 AA01 CJ CJ 03 0												
Appropriation												
Pres 16	BA:	351	488	498	508	513	518	528	539	550	561	572
Reest	OP:	32	35									
	OT:	348	474	497	507	513	518	527	538	549	560	571
Mar 15	BA:	351	361	372	384	397	411	424	438	452	467	482
Base	OP:	32	35									
	OT:	348	360	371	383	396	410	423	437	451	466	481
Orig	BA:	351	488	498	508	513	518	528	539	550	561	572
Pres	OP:	61	39									
	OT:	373	473	497	507	513	517	527	538	549	559	571
Reest -	BA:	0	127	126	124	116	107	104	101	98	94	90
Mar15	OP:	0	0									
	OT:	0	114	126	124	117	108	104	101	98	94	90
Reest -	BA:	0	0	0	0	0	0	0	0	0	0	0
Orig	OP:	-29	-4									
	OT:	-25	1	0	0	0	1	0	0	0	1	0




Sorted by FUNC, SFUN, TID, SUB
 (amounts in millions)

		2015	2016	2017	2018	2019	2020	2021	2022	2023	2024	2025
ADMINISTRATION OF JUSTICE (750)												
Bureau of Alcohol, Tobacco, Firearms, and Explosives												
Salaries and expenses												
015 0700 0 1 751 AA01 CJ CJ 03 0												
Appropriation												
Pres 16	BA:	1,201	1,261	1,286	1,312	1,325	1,338	1,365	1,393	1,421	1,449	1,478
Reest	OP:	118	120									
	OT:	1,199	1,255	1,284	1,309	1,324	1,337	1,362	1,390	1,418	1,446	1,475
Mar 15	BA:	1,201	1,237	1,277	1,321	1,368	1,415	1,464	1,514	1,565	1,617	1,671
Base	OP:	118	120									
	OT:	1,199	1,233	1,273	1,317	1,363	1,410	1,459	1,509	1,560	1,612	1,666
Orig	BA:	1,430	1,261	1,286	1,312	1,325	1,338	1,365	1,393	1,421	1,449	1,478
Pres	OP:	194	142									
	OT:	1,481	1,277	1,287	1,311	1,323	1,337	1,361	1,388	1,417	1,445	1,473
Reest -	BA:	0	24	9	-9	-43	-77	-99	-121	-144	-168	-193
Mar15	OP:	0	0									
	OT:	0	22	11	-8	-39	-73	-97	-119	-142	-166	-191
Reest -	BA:	-229	0	0	0	0	0	0	0	0	0	0
Orig	OP:	-76	-22									
	OT:	-282	-22	-3	-2	1	0	1	2	1	1	2



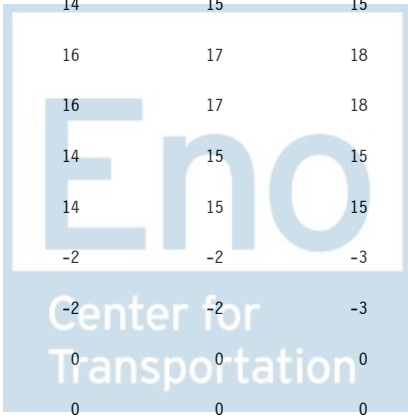
Sorted by FUNC, SFUN, TID, SUB
 (amounts in millions)

		2015	2016	2017	2018	2019	2020	2021	2022	2023	2024	2025
ADMINISTRATION OF JUSTICE (750)												
015 0700 0 1 751 BA60 30 72 10 A SPECTRUM												
Federal Fund												
spectrum												
Pres 16	BA:	232	0	0	0	0	0	0	0	0	0	0
Reest	OP:	0	174									
	OT:	23	174	35	0	0	0	0	0	0	0	0
Mar 15	BA:	232	0	0	0	0	0	0	0	0	0	0
Base	OP:	0	174									
	OT:	23	174	35	0	0	0	0	0	0	0	0
Orig	BA:	0	0	0	0	0	0	0	0	0	0	0
Pres	OP:	0	0									
	OT:	0	0	0	0	0	0	0	0	0	0	0
Reest -	BA:	0	0	0	0	0	0	0	0	0	0	0
Mar15	OP:	0	0									
	OT:	0	0	0	0	0	0	0	0	0	0	0
Reest -	BA:	232	0	0	0	0	0	0	0	0	0	0
Orig	OP:	0	174									
	OT:	23	174	35	0	0	0	0	0	0	0	0
015 0700 0 1 751 IA01 CJ CJ 03 0												
Rescission												
Pres 16	BA:	-3	0	0	0	0	0	0	0	0	0	0
Reest	OP:	0	0									
	OT:	-3	0	0	0	0	0	0	0	0	0	0
Mar 15	BA:	-3	-3	-3	-3	-3	-4	-4	-4	-4	-4	-4
Base	OP:	0	0									
	OT:	-3	-3	-3	-3	-3	-4	-4	-4	-4	-4	-4
Orig	BA:	0	0	0	0	0	0	0	0	0	0	0
Pres	OP:	0	0									
	OT:	0	0	0	0	0	0	0	0	0	0	0
Reest -	BA:	0	3	3	3	3	4	4	4	4	4	4
Mar15	OP:	0	0									
	OT:	0	3	3	3	3	4	4	4	4	4	4
Reest -	BA:	-3	0	0	0	0	0	0	0	0	0	0
Orig	OP:	0	0									
	OT:	-3	0	0	0	0	0	0	0	0	0	0



Sorted by FUNC, SFUN, TID, SUB
 (amounts in millions)

		2015	2016	2017	2018	2019	2020	2021	2022	2023	2024	2025
ADMINISTRATION OF JUSTICE (750)												
Account Total for Salaries and expenses												
Pres 16	BA:	1,430	1,261	1,286	1,312	1,325	1,338	1,365	1,393	1,421	1,449	1,478
Reest	OP:	118	294									
	OT:	1,219	1,429	1,319	1,309	1,324	1,337	1,362	1,390	1,418	1,446	1,475
Mar 15	BA:	1,430	1,234	1,274	1,318	1,365	1,411	1,460	1,510	1,561	1,613	1,667
Base	OP:	118	294									
	OT:	1,219	1,404	1,305	1,314	1,360	1,406	1,455	1,505	1,556	1,608	1,662
Orig	BA:	1,430	1,261	1,286	1,312	1,325	1,338	1,365	1,393	1,421	1,449	1,478
Pres	OP:	194	142									
	OT:	1,481	1,277	1,287	1,311	1,323	1,337	1,361	1,388	1,417	1,445	1,473
Reest -	BA:	0	27	12	-6	-40	-73	-95	-117	-140	-164	-189
Mar15	OP:	0	0									
	OT:	0	25	14	-5	-36	-69	-93	-115	-138	-162	-187
Reest -	BA:	0	0	0	0	0	0	0	0	0	0	0
Orig	OP:	-76	152									
	OT:	-262	152	32	-2	1	0	1	2	1	1	2
United States Parole Commission												
Salaries and expenses												
015 1061 0 1 751 AA01 CJ CJ 03 0												
Appropriation												
Pres 16	BA:	13	14	13	14	14	14	14	14	15	15	15
Reest	OP:	2	2									
	OT:	13	14	13	14	14	14	14	14	15	15	15
Mar 15	BA:	13	13	14	14	15	15	16	16	17	18	18
Base	OP:	2	2									
	OT:	13	13	14	14	15	15	16	16	17	18	18
Orig	BA:	13	13	13	14	14	14	14	14	15	15	15
Pres	OP:	2	2									
	OT:	13	13	13	14	14	14	14	14	15	15	15
Reest -	BA:	0	1	-1	0	-1	-1	-2	-2	-2	-3	-3
Mar15	OP:	0	0									
	OT:	0	1	-1	0	-1	-1	-2	-2	-2	-3	-3
Reest -	BA:	0	1	0	0	0	0	0	0	0	0	0
Orig	OP:	0	0									
	OT:	0	1	0	0	0	0	0	0	0	0	0




Sorted by FUNC, SFUN, TID, SUB
 (amounts in millions)

		2015	2016	2017	2018	2019	2020	2021	2022	2023	2024	2025
ADMINISTRATION OF JUSTICE (750)												
Drug Enforcement Administration												
Salaries and expenses												
015 1100 0 1 751 AA01 CJ CJ 03 0												
Appropriation												
Pres 16	BA:	2,033	2,092	2,132	2,178	2,199	2,220	2,264	2,310	2,355	2,404	2,451
Reest	OP:	383	405									
	OT:	2,009	2,079	2,118	2,165	2,190	2,214	2,253	2,296	2,341	2,390	2,437
Mar 15	BA:	2,033	2,087	2,148	2,217	2,287	2,360	2,434	2,511	2,589	2,669	2,751
Base	OP:	383	405									
	OT:	2,009	2,075	2,130	2,197	2,266	2,338	2,412	2,488	2,566	2,645	2,727
Orig	BA:	2,326	2,092	2,132	2,178	2,199	2,220	2,264	2,310	2,355	2,404	2,451
Pres	OP:	377	599									
	OT:	2,128	2,174	2,153	2,169	2,196	2,218	2,257	2,301	2,346	2,394	2,441
Reest -	BA:	0	5	-16	-39	-88	-140	-170	-201	-234	-265	-300
Mar15	OP:	0	0									
	OT:	0	4	-12	-32	-76	-124	-159	-192	-225	-255	-290
Reest -	BA:	-293	0	0	0	0	0	0	0	0	0	0
Orig	OP:	6	-194									
	OT:	-119	-95	-35	-4	-6	-4	-4	-5	-5	-4	-4




Sorted by FUNC, SFUN, TID, SUB
 (amounts in millions)

		2015	2016	2017	2018	2019	2020	2021	2022	2023	2024	2025
ADMINISTRATION OF JUSTICE (750)												
015 1100 0 1 751 AA02 CJ CJ 03 0												
Appropriation												
Transfer from COPS												
Pres 16	BA:	7	0	0	0	0	0	0	0	0	0	0
Reest	OP:	1	2									
	OT:	7	2	1	0	0	0	0	0	0	0	0
Mar 15	BA:	7	7	7	8	8	8	8	9	9	9	9
Base	OP:	1	2									
	OT:	7	8	7	8	8	8	8	9	9	9	9
Orig	BA:	0	0	0	0	0	0	0	0	0	0	0
Pres	OP:	0	0									
	OT:	0	0	0	0	0	0	0	0	0	0	0
Reest -	BA:	0	-7	-7	-8	-8	-8	-8	-9	-9	-9	-9
Mar15	OP:	0	0									
	OT:	0	-6	-6	-8	-8	-8	-8	-9	-9	-9	-9
Reest -	BA:	7	0	0	0	0	0	0	0	0	0	0
Orig	OP:	1	2									
	OT:	7	2	1	0	0	0	0	0	0	0	0
015 1100 0 1 751 BA60 30 72 10 A SPECTRUM												
Federal Fund												
spectrum												
Pres 16	BA:	286	0	0	0	0	0	0	0	0	0	0
Reest	OP:	0	215									
	OT:	29	215	43	0	0	0	0	0	0	0	0
Mar 15	BA:	286	0	0	0	0	0	0	0	0	0	0
Base	OP:	0	215									
	OT:	29	215	43	0	0	0	0	0	0	0	0
Orig	BA:	0	0	0	0	0	0	0	0	0	0	0
Pres	OP:	0	0									
	OT:	0	0	0	0	0	0	0	0	0	0	0
Reest -	BA:	0	0	0	0	0	0	0	0	0	0	0
Mar15	OP:	0	0									
	OT:	0	0	0	0	0	0	0	0	0	0	0
Reest -	BA:	286	0	0	0	0	0	0	0	0	0	0
Orig	OP:	0	215									
	OT:	29	215	43	0	0	0	0	0	0	0	0



Sorted by FUNC, SFUN, TID, SUB
 (amounts in millions)

		2015	2016	2017	2018	2019	2020	2021	2022	2023	2024	2025
ADMINISTRATION OF JUSTICE (750)												
Account Total for Salaries and expenses												
Pres 16	BA:	2,326	2,092	2,132	2,178	2,199	2,220	2,264	2,310	2,355	2,404	2,451
Reest	OP:	384	622									
	OT:	2,045	2,296	2,162	2,165	2,190	2,214	2,253	2,296	2,341	2,390	2,437
Mar 15	BA:	2,326	2,094	2,155	2,225	2,295	2,368	2,442	2,520	2,598	2,678	2,760
Base	OP:	384	622									
	OT:	2,045	2,298	2,180	2,205	2,274	2,346	2,420	2,497	2,575	2,654	2,736
Orig	BA:	2,326	2,092	2,132	2,178	2,199	2,220	2,264	2,310	2,355	2,404	2,451
Pres	OP:	377	599									
	OT:	2,128	2,174	2,153	2,169	2,196	2,218	2,257	2,301	2,346	2,394	2,441
Reest -	BA:	0	-2	-23	-47	-96	-148	-178	-210	-243	-274	-309
Mar15	OP:	0	0									
	OT:	0	-2	-18	-40	-84	-132	-167	-201	-234	-264	-299
Reest -	BA:	0	0	0	0	0	0	0	0	0	0	0
Orig	OP:	7	23									
	OT:	-83	122	9	-4	-6	-4	-4	-5	-5	-4	-4
Construction												
015 1101 0 1 751 AA01 CJ CJ 03 0												
Appropriation												
Pres 16	BA:	0	0	0	0	0	0	0	0	0	0	0
Reest	OP:	3	2									
	OT:	3	2	0	0	0	0	0	0	0	0	0
Mar 15	BA:	0	0	0	0	0	0	0	0	0	0	0
Base	OP:	3	2									
	OT:	3	2	0	0	0	0	0	0	0	0	0
Orig	BA:	0	0	0	0	0	0	0	0	0	0	0
Pres	OP:	8	1									
	OT:	8	1	0	0	0	0	0	0	0	0	0
Reest -	BA:	0	0	0	0	0	0	0	0	0	0	0
Mar15	OP:	0	0									
	OT:	0	0	0	0	0	0	0	0	0	0	0
Reest -	BA:	0	0	0	0	0	0	0	0	0	0	0
Orig	OP:	-5	1									
	OT:	-5	1	0	0	0	0	0	0	0	0	0



Sorted by FUNC, SFUN, TID, SUB
 (amounts in millions)

		2015	2016	2017	2018	2019	2020	2021	2022	2023	2024	2025
ADMINISTRATION OF JUSTICE (750)												
National Security Division												
Salaries and expenses												
015 1300 0 1 751 AA01 CJ CJ 03 0												
Appropriation												
Pres 16	BA:	93	97	99	101	102	103	105	107	109	111	114
Reest	OP:	14	14									
	OT:	93	96	99	101	102	103	105	107	109	111	114
Mar 15	BA:	93	96	99	102	106	110	113	117	121	125	129
Base	OP:	14	14									
	OT:	93	96	99	102	105	109	113	116	120	124	128
Orig	BA:	93	97	99	101	102	103	105	107	109	111	114
Pres	OP:	14	10									
	OT:	97	96	99	101	102	103	104	107	109	111	113
Reest -	BA:	0	1	0	-1	-4	-7	-8	-10	-12	-14	-15
Mar15	OP:	0	0									
	OT:	0	0	0	-1	-3	-6	-8	-9	-11	-13	-14
Reest -	BA:	0	0	0	0	0	0	0	0	0	0	0
Orig	OP:	0	4									
	OT:	-4	0	0	0	0	0	1	0	0	0	1




Sorted by FUNC, SFUN, TID, SUB
 (amounts in millions)

		2015	2016	2017	2018	2019	2020	2021	2022	2023	2024	2025
ADMINISTRATION OF JUSTICE (750)												
General Administration												
Working capital fund												
015 4526 0 4 751 IA01 CJ CJ 03 A												
Rescission												
Pres 16	BA:	-99	-55	0	0	0	0	0	0	0	0	0
Reest	OP:	77	30									
	OT:	-12	-20	-6	0	0	0	0	0	0	0	0
Mar 15	BA:	-99	0	0	0	0	0	0	0	0	0	0
Base	OP:	77	30									
	OT:	-12	30	0	0	0	0	0	0	0	0	0
Orig	BA:	-99	-55	0	0	0	0	0	0	0	0	0
Pres	OP:	350	70									
	OT:	251	15	70	0	0	0	0	0	0	0	0
Reest -	BA:	0	-55	0	0	0	0	0	0	0	0	0
Mar15	OP:	0	0									
	OT:	0	-50	-6	0	0	0	0	0	0	0	0
Reest -	BA:	0	0	0	0	0	0	0	0	0	0	0
Orig	OP:	-273	-40									
	OT:	-263	-35	-76	0	0	0	0	0	0	0	0



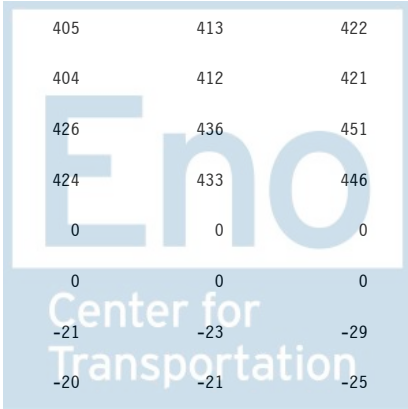
Sorted by FUNC, SFUN, TID, SUB
 (amounts in millions)

		2015	2016	2017	2018	2019	2020	2021	2022	2023	2024	2025
ADMINISTRATION OF JUSTICE (750)												
Drug Enforcement Administration												
Diversion control fee account												
015 5131 0 2 751 BA01 42 86 10 1												
Federal Fund												
Pres 16	BA:	360	360	366	374	381	389	397	405	413	422	430
Reest	OP:	15	36									
	OT:	339	360	365	373	380	388	396	404	412	421	429
Mar 15	BA:	360	360	366	374	381	389	397	405	413	422	430
Base	OP:	15	36									
	OT:	339	360	365	373	380	388	396	404	412	421	429
Orig	BA:	366	395	381	395	399	409	423	426	436	451	445
Pres	OP:	72	101									
	OT:	368	399	383	393	396	406	418	424	433	446	445
Reest -	BA:	0	0	0	0	0	0	0	0	0	0	0
Mar15	OP:	0	0									
	OT:	0	0	0	0	0	0	0	0	0	0	0
Reest -	BA:	-6	-35	-15	-21	-18	-20	-26	-21	-23	-29	-15
Orig	OP:	-57	-65									
	OT:	-29	-39	-18	-20	-16	-18	-22	-20	-21	-25	-16
015 5131 0 2 751 BS01 42 86 10 A												
Sequester												
Pres 16	BA:	-27	0	0	0	0	0	0	0	0	0	0
Reest	OP:	-2	-3									
	OT:	-26	-3	0	0	0	0	0	0	0	0	0
Mar 15	BA:	-27	-24	0	0	0	0	0	0	0	0	0
Base	OP:	-2	-3									
	OT:	-26	-25	-2	0	0	0	0	0	0	0	0
Orig	BA:	0	0	0	0	0	0	0	0	0	0	0
Pres	OP:	0	0									
	OT:	0	0	0	0	0	0	0	0	0	0	0
Reest -	BA:	0	24	0	0	0	0	0	0	0	0	0
Mar15	OP:	0	0									
	OT:	0	22	2	0	0	0	0	0	0	0	0
Reest -	BA:	-27	0	0	0	0	0	0	0	0	0	0
Orig	OP:	-2	-3									
	OT:	-26	-3	0	0	0	0	0	0	0	0	0



Sorted by FUNC, SFUN, TID, SUB
 (amounts in millions)

		2015	2016	2017	2018	2019	2020	2021	2022	2023	2024	2025
ADMINISTRATION OF JUSTICE (750)												
015 5131 0 2 751 BS20 42 86 10 A												
Sequester												
Pop up												
Pres 16	BA:	22	27	0	0	0	0	0	0	0	0	0
Reest	OP:	2	2									
	OT:	22	26	3	0	0	0	0	0	0	0	0
Mar 15	BA:	22	27	24	0	0	0	0	0	0	0	0
Base	OP:	2	2									
	OT:	22	26	24	2	0	0	0	0	0	0	0
Orig	BA:	0	0	0	0	0	0	0	0	0	0	0
Pres	OP:	0	0									
	OT:	0	0	0	0	0	0	0	0	0	0	0
Reest -	BA:	0	0	-24	0	0	0	0	0	0	0	0
Mar15	OP:	0	0									
	OT:	0	0	-21	-2	0	0	0	0	0	0	0
Reest -	BA:	22	27	0	0	0	0	0	0	0	0	0
Orig	OP:	2	2									
	OT:	22	26	3	0	0	0	0	0	0	0	0
Account Total for Diversion control fee account												
Pres 16	BA:	355	387	366	374	381	389	397	405	413	422	430
Reest	OP:	15	35									
	OT:	335	383	368	373	380	388	396	404	412	421	429
Mar 15	BA:	355	363	390	374	381	389	397	405	413	422	430
Base	OP:	15	35									
	OT:	335	361	387	375	380	388	396	404	412	421	429
Orig	BA:	366	395	381	395	399	409	423	426	436	451	445
Pres	OP:	72	101									
	OT:	368	399	383	393	396	406	418	424	433	446	445
Reest -	BA:	0	24	-24	0	0	0	0	0	0	0	0
Mar15	OP:	0	0									
	OT:	0	22	-19	-2	0	0	0	0	0	0	0
Reest -	BA:	-11	-8	-15	-21	-18	-20	-26	-21	-23	-29	-15
Orig	OP:	-57	-66									
	OT:	-33	-16	-15	-20	-16	-18	-22	-20	-21	-25	-16



Sorted by FUNC, SFUN, TID, SUB
 (amounts in millions)

		2015	2016	2017	2018	2019	2020	2021	2022	2023	2024	2025
ADMINISTRATION OF JUSTICE (750)												
Bureau of Alcohol, Tobacco, Firearms, and Explosives												
Explosives user fees												
015 9995 8 1 751 CB01 XX XX 20 N												
Offsetting Receipts												
Pres 16	BA:	-5	-5	-5	-5	-5	-5	-5	-5	-5	-5	-5
Reest	OP:	0	0									
	OT:	-5	-5	-5	-5	-5	-5	-5	-5	-5	-5	-5
Mar 15	BA:	-5	-5	-5	-5	-5	-5	-5	-5	-5	-5	-5
Base	OP:	0	0									
	OT:	-5	-5	-5	-5	-5	-5	-5	-5	-5	-5	-5
Orig	BA:	-1	-1	-1	-1	-1	-1	-1	-1	-1	-1	-1
Pres	OP:	0	0									
	OT:	-1	-1	-1	-1	-1	-1	-1	-1	-1	-1	-1
Reest -	BA:	0	0	0	0	0	0	0	0	0	0	0
Mar15	OP:	0	0									
	OT:	0	0	0	0	0	0	0	0	0	0	0
Reest -	BA:	-4	-4	-4	-4	-4	-4	-4	-4	-4	-4	-4
Orig	OP:	0	0									
	OT:	-4	-4	-4	-4	-4	-4	-4	-4	-4	-4	-4



Sorted by FUNC, SFUN, TID, SUB
 (amounts in millions)

		2015	2016	2017	2018	2019	2020	2021	2022	2023	2024	2025
ADMINISTRATION OF JUSTICE (750)												
Department of Justice												
Diversion control fee account, DEA												
015 9997 8 2 751 CB02 XX XX 20 1												
Offsetting Receipts												
Pres 16	BA:	-360	-360	-366	-374	-381	-389	-397	-405	-413	-422	-430
Reest	OP:	0	0									
	OT:	-360	-360	-366	-374	-381	-389	-397	-405	-413	-422	-430
Mar 15	BA:	-360	-360	-366	-374	-381	-389	-397	-405	-413	-422	-430
Base	OP:	0	0									
	OT:	-360	-360	-366	-374	-381	-389	-397	-405	-413	-422	-430
Orig	BA:	-368	-370	-381	-395	-399	-409	-423	-426	-436	-451	-445
Pres	OP:	0	0									
	OT:	-368	-370	-381	-395	-399	-409	-423	-426	-436	-451	-445
Reest -	BA:	0	0	0	0	0	0	0	0	0	0	0
Mar15	OP:	0	0									
	OT:	0	0	0	0	0	0	0	0	0	0	0
Reest -	BA:	8	10	15	21	18	20	26	21	23	29	15
Orig	OP:	0	0									
	OT:	8	10	15	21	18	20	26	21	23	29	15



Sorted by FUNC, SFUN, TID, SUB
 (amounts in millions)

	2015	2016	2017	2018	2019	2020	2021	2022	2023	2024	2025
ADMINISTRATION OF JUSTICE (750)											
Department of the Treasury											
Financial Crimes Enforcement Network											
Salaries and expenses											
020 0173 0 1 751 AA01 FS FS 03 0											
Appropriation											
Pres 16 BA:	112	113	115	118	119	120	123	125	128	130	133
Reest OP:	34	34									
OT:	112	113	114	117	119	120	122	124	127	129	132
Mar 15 BA:	112	115	118	122	125	129	133	137	141	146	150
Base OP:	34	34									
OT:	112	115	117	121	124	128	132	136	140	145	149
Orig BA:	112	113	115	118	119	120	123	125	128	130	133
Pres OP:	28	28									
OT:	112	113	114	117	119	120	122	124	128	130	132
Reest - BA:	0	-2	-3	-4	-6	-9	-10	-12	-13	-16	-17
Mar15 OP:	0	0									
OT:	0	-2	-3	-4	-5	-8	-10	-12	-13	-16	-17
Reest - BA:	0	0	0	0	0	0	0	0	0	0	0
Orig OP:	6	6									
OT:	0	0	0	0	0	0	0	0	-1	-1	0



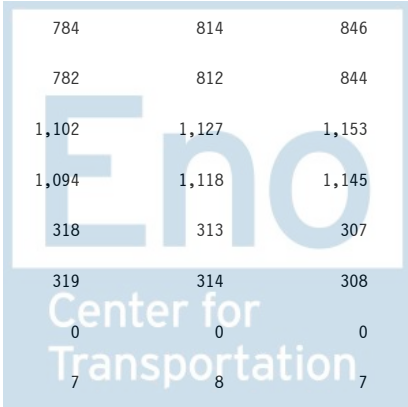
Sorted by FUNC, SFUN, TID, SUB
 (amounts in millions)

		2015	2016	2017	2018	2019	2020	2021	2022	2023	2024	2025
ADMINISTRATION OF JUSTICE (750)												
Internal Revenue Service												
Enforcement												
020 0913 0 1 751 AA01 FS FS 03 0												
Appropriation												
Pres 16	BA:	597	620	682	698	714	730	747	765	783	801	819
Reest	OP:	24	36									
	OT:	585	619	678	697	713	729	746	764	782	800	818
Mar 15	BA:	597	619	643	669	697	725	754	784	814	846	878
Base	OP:	24	36									
	OT:	585	618	642	667	695	723	752	782	812	844	876
Orig	BA:	611	620	682	698	714	730	747	765	783	801	819
Pres	OP:	52	54									
	OT:	606	615	673	693	709	724	741	759	777	795	813
Reest -	BA:	0	1	39	29	17	5	-7	-19	-31	-45	-59
Mar15	OP:	0	0									
	OT:	0	1	36	30	18	6	-6	-18	-30	-44	-58
Reest -	BA:	-14	0	0	0	0	0	0	0	0	0	0
Orig	OP:	-28	-18									
	OT:	-21	4	5	4	4	5	5	5	5	5	5



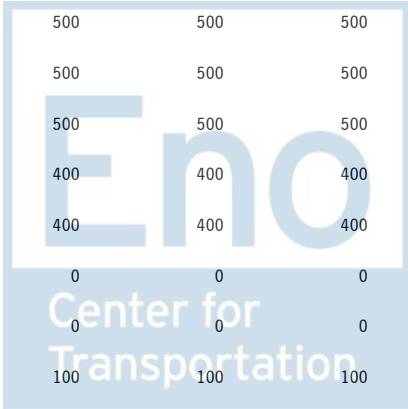
Sorted by FUNC, SFUN, TID, SUB
 (amounts in millions)

		2015	2016	2017	2018	2019	2020	2021	2022	2023	2024	2025
ADMINISTRATION OF JUSTICE (750)												
020 0913 0 1 751 AA02 FS FS 03		PRGINT										
Appropriation												
program integrity												
Pres 16	BA:	0	89	149	203	259	316	330	337	344	352	361
Reest	OP:	0	0									
	OT:	0	84	145	200	256	313	329	337	344	352	360
Mar 15	BA:	0	0	0	0	0	0	0	0	0	0	0
Base	OP:	0	0									
	OT:	0	0	0	0	0	0	0	0	0	0	0
Orig	BA:	0	89	149	203	259	316	330	337	344	352	361
Pres	OP:	0	0									
	OT:	0	82	144	198	253	309	327	335	341	350	358
Reest -	BA:	0	89	149	203	259	316	330	337	344	352	361
Mar15	OP:	0	0									
	OT:	0	84	145	200	256	313	329	337	344	352	360
Reest -	BA:	0	0	0	0	0	0	0	0	0	0	0
Orig	OP:	0	0									
	OT:	0	2	1	2	3	4	2	2	3	2	2
Account Total for Enforcement												
Pres 16	BA:	597	709	831	901	973	1,046	1,077	1,102	1,127	1,153	1,180
Reest	OP:	24	36									
	OT:	585	703	823	897	969	1,042	1,075	1,101	1,126	1,152	1,178
Mar 15	BA:	597	619	643	669	697	725	754	784	814	846	878
Base	OP:	24	36									
	OT:	585	618	642	667	695	723	752	782	812	844	876
Orig	BA:	611	709	831	901	973	1,046	1,077	1,102	1,127	1,153	1,180
Pres	OP:	52	54									
	OT:	606	697	817	891	962	1,033	1,068	1,094	1,118	1,145	1,171
Reest -	BA:	0	90	188	232	276	321	323	318	313	307	302
Mar15	OP:	0	0									
	OT:	0	85	181	230	274	319	323	319	314	308	302
Reest -	BA:	-14	0	0	0	0	0	0	0	0	0	0
Orig	OP:	-28	-18									
	OT:	-21	6	6	6	7	9	7	7	8	7	7




Sorted by FUNC, SFUN, TID, SUB
 (amounts in millions)

		2015	2016	2017	2018	2019	2020	2021	2022	2023	2024	2025
ADMINISTRATION OF JUSTICE (750)												
Departmental Offices												
Treasury forfeiture fund												
020 5697 0 2 751 AA01 FS FS 03												
Appropriation												
Pres 16	BA:	0	0	0	0	0	0	0	0	0	0	0
Reest	OP:	0	0									
	OT:	0	0	0	0	0	0	0	0	0	0	0
Mar 15	BA:	0	0	0	0	0	0	0	0	0	0	0
Base	OP:	0	0									
	OT:	0	0	0	0	0	0	0	0	0	0	0
Orig	BA:	-100	-875	0	0	0	0	0	0	0	0	0
Pres	OP:	0	-25									
	OT:	-50	-463	-244	-219	0	0	0	0	0	0	0
Reest -	BA:	0	0	0	0	0	0	0	0	0	0	0
Mar15	OP:	0	0									
	OT:	0	0	0	0	0	0	0	0	0	0	0
Reest -	BA:	100	875	0	0	0	0	0	0	0	0	0
Orig	OP:	0	25									
	OT:	50	463	244	219	0	0	0	0	0	0	0
020 5697 0 2 751 BA01 58 78 10 A												
Federal Fund												
Pres 16	BA:	500	500	500	500	500	500	500	500	500	500	500
Reest	OP:	360	255									
	OT:	610	505	500	500	500	500	500	500	500	500	500
Mar 15	BA:	500	500	500	500	500	500	500	500	500	500	500
Base	OP:	360	255									
	OT:	610	505	500	500	500	500	500	500	500	500	500
Orig	BA:	557	1,378	400	400	400	400	400	400	400	400	400
Pres	OP:	623	362									
	OT:	964	1,099	629	621	400	400	400	400	400	400	400
Reest -	BA:	0	0	0	0	0	0	0	0	0	0	0
Mar15	OP:	0	0									
	OT:	0	0	0	0	0	0	0	0	0	0	0
Reest -	BA:	-57	-878	100	100	100	100	100	100	100	100	100
Orig	OP:	-263	-107									
	OT:	-354	-594	-129	-121	100	100	100	100	100	100	100



Sorted by FUNC, SFUN, TID, SUB
 (amounts in millions)

		2015	2016	2017	2018	2019	2020	2021	2022	2023	2024	2025
ADMINISTRATION OF JUSTICE (750)												
020 5697 0 2 751 BA02 58 78 10 N												
Federal Fund												
2015 CHIMP from DHS approps												
Pres 16	BA:	-175	175	0	0	0	0	0	0	0	0	0
Reest	OP:	0	0									
	OT:	0	0	0	0	0	0	0	0	0	0	0
Mar 15	BA:	-175	175	0	0	0	0	0	0	0	0	0
Base	OP:	0	0									
	OT:	0	0	0	0	0	0	0	0	0	0	0
Orig	BA:	0	0	0	0	0	0	0	0	0	0	0
Pres	OP:	0	0									
	OT:	0	0	0	0	0	0	0	0	0	0	0
Reest -	BA:	0	0	0	0	0	0	0	0	0	0	0
Mar15	OP:	0	0									
	OT:	0	0	0	0	0	0	0	0	0	0	0
Reest -	BA:	-175	175	0	0	0	0	0	0	0	0	0
Orig	OP:	0	0									
	OT:	0	0	0	0	0	0	0	0	0	0	0
020 5697 0 2 751 BA05 58 78 10 N												
Federal Fund												
2014 CHIMP												
Pres 16	BA:	836	0	0	0	0	0	0	0	0	0	0
Reest	OP:	0	0									
	OT:	0	0	0	0	0	0	0	0	0	0	0
Mar 15	BA:	836	0	0	0	0	0	0	0	0	0	0
Base	OP:	0	0									
	OT:	0	0	0	0	0	0	0	0	0	0	0
Orig	BA:	0	0	0	0	0	0	0	0	0	0	0
Pres	OP:	0	0									
	OT:	0	0	0	0	0	0	0	0	0	0	0
Reest -	BA:	0	0	0	0	0	0	0	0	0	0	0
Mar15	OP:	0	0									
	OT:	0	0	0	0	0	0	0	0	0	0	0
Reest -	BA:	836	0	0	0	0	0	0	0	0	0	0
Orig	OP:	0	0									
	OT:	0	0	0	0	0	0	0	0	0	0	0




Sorted by FUNC, SFUN, TID, SUB
 (amounts in millions)

		2015	2016	2017	2018	2019	2020	2021	2022	2023	2024	2025
ADMINISTRATION OF JUSTICE (750)												
020 5697 0 2 751 BA06 58 78 10 N												
Federal Fund												
2015 CHIMP												
Pres 16	BA:	-769	769	0	0	0	0	0	0	0	0	0
Reest	OP:	0	0									
	OT:	0	0	0	0	0	0	0	0	0	0	0
Mar 15	BA:	-769	769	0	0	0	0	0	0	0	0	0
Base	OP:	0	0									
	OT:	0	0	0	0	0	0	0	0	0	0	0
Orig	BA:	0	0	0	0	0	0	0	0	0	0	0
Pres	OP:	0	0									
	OT:	0	0	0	0	0	0	0	0	0	0	0
Reest -	BA:	0	0	0	0	0	0	0	0	0	0	0
Mar15	OP:	0	0									
	OT:	0	0	0	0	0	0	0	0	0	0	0
Reest -	BA:	-769	769	0	0	0	0	0	0	0	0	0
Orig	OP:	0	0									
	OT:	0	0	0	0	0	0	0	0	0	0	0
020 5697 0 2 751 BS01 58 78 10 A												
Sequester												
Pres 16	BA:	-93	0	0	0	0	0	0	0	0	0	0
Reest	OP:	-11	-28									
	OT:	-76	-28	0	0	0	0	0	0	0	0	0
Mar 15	BA:	-93	-87	0	0	0	0	0	0	0	0	0
Base	OP:	-11	-28									
	OT:	-76	-89	-26	0	0	0	0	0	0	0	0
Orig	BA:	0	0	0	0	0	0	0	0	0	0	0
Pres	OP:	0	0									
	OT:	0	0	0	0	0	0	0	0	0	0	0
Reest -	BA:	0	87	0	0	0	0	0	0	0	0	0
Mar15	OP:	0	0									
	OT:	0	61	26	0	0	0	0	0	0	0	0
Reest -	BA:	-93	0	0	0	0	0	0	0	0	0	0
Orig	OP:	-11	-28									
	OT:	-76	-28	0	0	0	0	0	0	0	0	0




Sorted by FUNC, SFUN, TID, SUB
 (amounts in millions)

		2015	2016	2017	2018	2019	2020	2021	2022	2023	2024	2025
ADMINISTRATION OF JUSTICE (750)												
020 5697 0 2 751 BS20 58 78 10 A												
Sequester												
		Pop up										
Pres 16	BA:	36	93	0	0	0	0	0	0	0	0	0
Reest	OP:	34	11									
	OT:	59	76	28	0	0	0	0	0	0	0	0
Mar 15	BA:	36	93	87	0	0	0	0	0	0	0	0
Base	OP:	34	11									
	OT:	59	76	89	26	0	0	0	0	0	0	0
Orig	BA:	0	0	0	0	0	0	0	0	0	0	0
Pres	OP:	0	0									
	OT:	0	0	0	0	0	0	0	0	0	0	0
Reest -	BA:	0	0	-87	0	0	0	0	0	0	0	0
Mar15	OP:	0	0									
	OT:	0	0	-61	-26	0	0	0	0	0	0	0
Reest -	BA:	36	93	0	0	0	0	0	0	0	0	0
Orig	OP:	34	11									
	OT:	59	76	28	0	0	0	0	0	0	0	0
020 5697 0 2 751 IA01 FS FS 03 CH												
Rescission												
		Permanent cancellation										
Pres 16	BA:	0	-875	0	0	0	0	0	0	0	0	0
Reest	OP:	0	0									
	OT:	0	-438	-263	-175	0	0	0	0	0	0	0
Mar 15	BA:	0	0	0	0	0	0	0	0	0	0	0
Base	OP:	0	0									
	OT:	0	0	0	0	0	0	0	0	0	0	0
Orig	BA:	0	0	0	0	0	0	0	0	0	0	0
Pres	OP:	0	0									
	OT:	0	0	0	0	0	0	0	0	0	0	0
Reest -	BA:	0	-875	0	0	0	0	0	0	0	0	0
Mar15	OP:	0	0									
	OT:	0	-438	-263	-175	0	0	0	0	0	0	0
Reest -	BA:	0	-875	0	0	0	0	0	0	0	0	0
Orig	OP:	0	0									
	OT:	0	-438	-263	-175	0	0	0	0	0	0	0



Sorted by FUNC, SFUN, TID, SUB
 (amounts in millions)

		2015	2016	2017	2018	2019	2020	2021	2022	2023	2024	2025
ADMINISTRATION OF JUSTICE (750)												
Account Total for Treasury forfeiture fund												
Pres 16	BA:	335	662	500	500	500	500	500	500	500	500	500
Reest	OP:	383	238									
	OT:	593	115	265	325	500	500	500	500	500	500	500
Mar 15	BA:	335	1,450	587	500	500	500	500	500	500	500	500
Base	OP:	383	238									
	OT:	593	492	563	526	500	500	500	500	500	500	500
Orig	BA:	457	503	400	400	400	400	400	400	400	400	400
Pres	OP:	623	337									
	OT:	914	636	385	402	400	400	400	400	400	400	400
Reest -	BA:	0	-788	-87	0	0	0	0	0	0	0	0
Mar15	OP:	0	0									
	OT:	0	-377	-298	-201	0	0	0	0	0	0	0
Reest -	BA:	-122	159	100	100	100	100	100	100	100	100	100
Orig	OP:	-240	-99									
	OT:	-321	-521	-120	-77	100	100	100	100	100	100	100
Department of Homeland Security												
Department of Homeland Security												
Adjustment to Reflect 2015 Budget Policy												
024 9001 0 1 751 AA01 HS HS 03												
Appropriation												
Pres 16	BA:	0	0	0	0	0	0	0	0	0	0	0
Reest	OP:	0	0									
	OT:	0	0	0	0	0	0	0	0	0	0	0
Mar 15	BA:	0	0	0	0	0	0	0	0	0	0	0
Base	OP:	0	0									
	OT:	0	0	0	0	0	0	0	0	0	0	0
Orig	BA:	-588	0	0	0	0	0	0	0	0	0	0
Pres	OP:	0	-265									
	OT:	-323	-265	0	0	0	0	0	0	0	0	0
Reest -	BA:	0	0	0	0	0	0	0	0	0	0	0
Mar15	OP:	0	0									
	OT:	0	0	0	0	0	0	0	0	0	0	0
Reest -	BA:	588	0	0	0	0	0	0	0	0	0	0
Orig	OP:	0	265									
	OT:	323	265	0	0	0	0	0	0	0	0	0



Sorted by FUNC, SFUN, TID, SUB
 (amounts in millions)

	2015	2016	2017	2018	2019	2020	2021	2022	2023	2024	2025
ADMINISTRATION OF JUSTICE (750)											
Equal Employment Opportunity Commission											
Equal Employment Opportunity Commission											
Salaries and expenses											
045 0100 0 1 751 AA01 CJ CJ 03 0											
Appropriation											
Pres 16 BA:	365	373	380	388	392	396	404	412	420	429	437
Reest OP:	36	37									
OT:	365	373	379	387	392	396	403	411	419	428	436
Mar 15 BA:	365	377	389	403	418	433	449	465	481	498	515
Base OP:	36	37									
OT:	365	376	388	402	417	432	447	463	479	496	513
Orig BA:	365	373	380	388	392	396	404	412	420	429	437
Pres OP:	47	47									
OT:	365	372	379	387	391	396	402	411	419	428	436
Reest - BA:	0	-4	-9	-15	-26	-37	-45	-53	-61	-69	-78
Mar15 OP:	0	0									
OT:	0	-3	-9	-15	-25	-36	-44	-52	-60	-68	-77
Reest - BA:	0	0	0	0	0	0	0	0	0	0	0
Orig OP:	-11	-10									
OT:	0	1	0	0	1	0	1	0	0	0	0



Sorted by FUNC, SFUN, TID, SUB
 (amounts in millions)

		2015	2016	2017	2018	2019	2020	2021	2022	2023	2024	2025
ADMINISTRATION OF JUSTICE (750)												
EEOC Education, Technical Assistance, and Training Revolving Fun												
045 4019 0 3 751 BD01 29 87 10												
Public Enterprise Fund												
Pres 16	BA:	0	0	0	0	0	0	0	0	0	0	0
Reest	OP:	0	0									
	OT:	0	0	0	0	0	0	0	0	0	0	0
Mar 15	BA:	0	0	0	0	0	0	0	0	0	0	0
Base	OP:	0	0									
	OT:	0	0	0	0	0	0	0	0	0	0	0
Orig	BA:	0	0	0	0	0	0	0	0	0	0	0
Pres	OP:	0	0									
	OT:	-3	-3	-4	-4	-4	-4	-4	-4	-4	-4	-4
Reest -	BA:	0	0	0	0	0	0	0	0	0	0	0
Mar15	OP:	0	0									
	OT:	0	0	0	0	0	0	0	0	0	0	0
Reest -	BA:	0	0	0	0	0	0	0	0	0	0	0
Orig	OP:	0	0									
	OT:	3	3	4	4	4	4	4	4	4	4	4



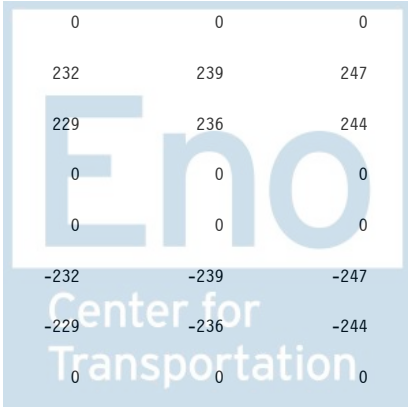
Sorted by FUNC, SFUN, TID, SUB
 (amounts in millions)

		2015	2016	2017	2018	2019	2020	2021	2022	2023	2024	2025
ADMINISTRATION OF JUSTICE (750)												
Department of Homeland Security												
Departmental Management and Operations												
Departmental operations												
070 0100 0 1 751 AA01 HS HS 03 0												
Appropriation												
OSEM												
Pres 16	BA:	133	134	653	666	673	680	693	707	721	735	750
Reest	OP:	38	38									
	OT:	131	132	497	584	669	677	688	701	715	729	743
Mar 15	BA:	133	137	141	145	150	154	159	164	169	175	180
Base	OP:	38	38									
	OT:	131	134	139	143	148	152	157	162	167	172	178
Orig	BA:	429	640	653	666	673	680	693	707	721	735	750
Pres	OP:	0	222									
	OT:	86	354	497	568	617	662	674	683	695	709	721
Reest -	BA:	0	-3	512	521	523	526	534	543	552	560	570
Mar15	OP:	0	0									
	OT:	0	-2	358	441	521	525	531	539	548	557	565
Reest -	BA:	-296	-506	0	0	0	0	0	0	0	0	0
Orig	OP:	38	-184									
	OT:	45	-222	0	16	52	15	14	18	20	20	22



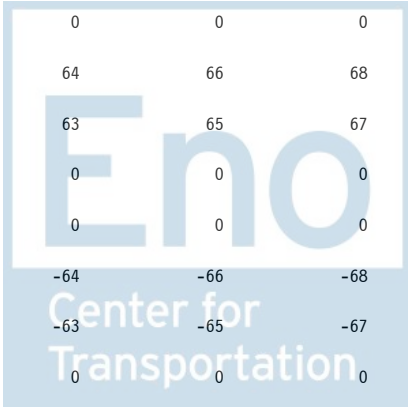
Sorted by FUNC, SFUN, TID, SUB
 (amounts in millions)

		2015	2016	2017	2018	2019	2020	2021	2022	2023	2024	2025
ADMINISTRATION OF JUSTICE (750)												
070 0100 0 1 751 AA02 HS HS 03 0												
Appropriation												
Financial Systems Modernization (Sec. 542)												
Pres 16	BA:	34	43	0	0	0	0	0	0	0	0	0
Reest	OP:	5	10									
	OT:	29	40	12	6	0	0	0	0	0	0	0
Mar 15	BA:	34	35	36	37	38	39	41	42	43	45	46
Base	OP:	5	10									
	OT:	29	35	36	37	38	39	40	41	43	44	45
Orig	BA:	0	0	0	0	0	0	0	0	0	0	0
Pres	OP:	0	0									
	OT:	0	0	0	0	0	0	0	0	0	0	0
Reest -	BA:	0	8	-36	-37	-38	-39	-41	-42	-43	-45	-46
Mar15	OP:	0	0									
	OT:	0	5	-24	-31	-38	-39	-40	-41	-43	-44	-45
Reest -	BA:	34	43	0	0	0	0	0	0	0	0	0
Orig	OP:	5	10									
	OT:	29	40	12	6	0	0	0	0	0	0	0
070 0100 0 1 751 AA03 HS HS 03 0												
Appropriation												
USM												
Pres 16	BA:	188	193	0	0	0	0	0	0	0	0	0
Reest	OP:	62	57									
	OT:	194	192	57	29	0	0	0	0	0	0	0
Mar 15	BA:	188	193	199	205	212	218	225	232	239	247	254
Base	OP:	62	57									
	OT:	194	192	196	202	209	215	222	229	236	244	251
Orig	BA:	0	0	0	0	0	0	0	0	0	0	0
Pres	OP:	0	0									
	OT:	0	0	0	0	0	0	0	0	0	0	0
Reest -	BA:	0	0	-199	-205	-212	-218	-225	-232	-239	-247	-254
Mar15	OP:	0	0									
	OT:	0	0	-139	-173	-209	-215	-222	-229	-236	-244	-251
Reest -	BA:	188	193	0	0	0	0	0	0	0	0	0
Orig	OP:	62	57									
	OT:	194	192	57	29	0	0	0	0	0	0	0



Sorted by FUNC, SFUN, TID, SUB
 (amounts in millions)

		2015	2016	2017	2018	2019	2020	2021	2022	2023	2024	2025
ADMINISTRATION OF JUSTICE (750)												
070 0100 0 1 751 AA04 HS HS 03 0												
Appropriation												
HQ Consolidation												
Pres 16	BA:	49	0	0	0	0	0	0	0	0	0	0
Reest	OP:	4	7									
	OT:	38	7	7	0	0	0	0	0	0	0	0
Mar 15	BA:	49	50	52	53	55	57	59	61	62	64	66
Base	OP:	4	7									
	OT:	38	42	51	52	54	56	58	60	61	63	65
Orig	BA:	0	0	0	0	0	0	0	0	0	0	0
Pres	OP:	0	0									
	OT:	0	0	0	0	0	0	0	0	0	0	0
Reest -	BA:	0	-50	-52	-53	-55	-57	-59	-61	-62	-64	-66
Mar15	OP:	0	0									
	OT:	0	-35	-44	-52	-54	-56	-58	-60	-61	-63	-65
Reest -	BA:	49	0	0	0	0	0	0	0	0	0	0
Orig	OP:	4	7									
	OT:	38	7	7	0	0	0	0	0	0	0	0
070 0100 0 1 751 AA05 HS HS 03 0												
Appropriation												
OCFO												
Pres 16	BA:	52	54	0	0	0	0	0	0	0	0	0
Reest	OP:	15	15									
	OT:	51	53	16	8	0	0	0	0	0	0	0
Mar 15	BA:	52	53	55	57	59	60	62	64	66	68	70
Base	OP:	15	15									
	OT:	51	52	54	56	58	59	61	63	65	67	69
Orig	BA:	0	0	0	0	0	0	0	0	0	0	0
Pres	OP:	0	0									
	OT:	0	0	0	0	0	0	0	0	0	0	0
Reest -	BA:	0	1	-55	-57	-59	-60	-62	-64	-66	-68	-70
Mar15	OP:	0	0									
	OT:	0	1	-38	-48	-58	-59	-61	-63	-65	-67	-69
Reest -	BA:	52	54	0	0	0	0	0	0	0	0	0
Orig	OP:	15	15									
	OT:	51	53	16	8	0	0	0	0	0	0	0



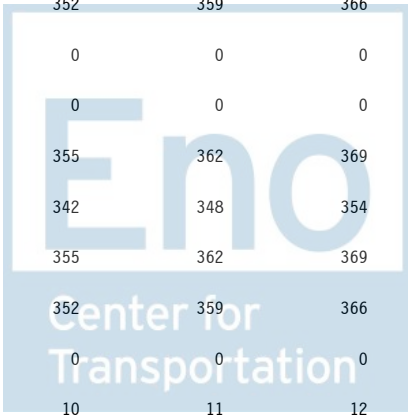
Sorted by FUNC, SFUN, TID, SUB
 (amounts in millions)

		2015	2016	2017	2018	2019	2020	2021	2022	2023	2024	2025
ADMINISTRATION OF JUSTICE (750)												
070 0100 0 1 751 AA06 HS HS 03 0												
Appropriation												
HQ Consolidation												
Pres 16	BA:	0	216	0	0	0	0	0	0	0	0	0
Reest	OP:	5	5									
	OT:	5	156	32	32	0	0	0	0	0	0	0
Mar 15	BA:	0	0	0	0	0	0	0	0	0	0	0
Base	OP:	5	5									
	OT:	5	5	0	0	0	0	0	0	0	0	0
Orig	BA:	0	0	0	0	0	0	0	0	0	0	0
Pres	OP:	0	0									
	OT:	0	0	0	0	0	0	0	0	0	0	0
Reest -	BA:	0	216	0	0	0	0	0	0	0	0	0
Mar15	OP:	0	0									
	OT:	0	151	32	32	0	0	0	0	0	0	0
Reest -	BA:	0	216	0	0	0	0	0	0	0	0	0
Orig	OP:	5	5									
	OT:	5	156	32	32	0	0	0	0	0	0	0
070 0100 0 1 751 DE01 HS HS 03 A STIM09												
Supplemental Emergency												
Pres 16	BA:	0	0	0	0	0	0	0	0	0	0	0
Reest	OP:	7	0									
	OT:	7	0	0	0	0	0	0	0	0	0	0
Mar 15	BA:	0	0	0	0	0	0	0	0	0	0	0
Base	OP:	7	0									
	OT:	7	0	0	0	0	0	0	0	0	0	0
Orig	BA:	0	0	0	0	0	0	0	0	0	0	0
Pres	OP:	0	0									
	OT:	0	0	0	0	0	0	0	0	0	0	0
Reest -	BA:	0	0	0	0	0	0	0	0	0	0	0
Mar15	OP:	0	0									
	OT:	0	0	0	0	0	0	0	0	0	0	0
Reest -	BA:	0	0	0	0	0	0	0	0	0	0	0
Orig	OP:	7	0									
	OT:	7	0	0	0	0	0	0	0	0	0	0




Sorted by FUNC, SFUN, TID, SUB
 (amounts in millions)

		2015	2016	2017	2018	2019	2020	2021	2022	2023	2024	2025
ADMINISTRATION OF JUSTICE (750)												
Account Total for Departmental operations												
Pres 16	BA:	456	640	653	666	673	680	693	707	721	735	750
Reest	OP:	136	132									
	OT:	455	580	621	659	669	677	688	701	715	729	743
Mar 15	BA:	456	468	483	497	514	528	546	563	579	599	616
Base	OP:	136	132									
	OT:	455	460	476	490	507	521	538	555	572	590	608
Orig	BA:	429	640	653	666	673	680	693	707	721	735	750
Pres	OP:	0	222									
	OT:	86	354	497	568	617	662	674	683	695	709	721
Reest -	BA:	0	172	170	169	159	152	147	144	142	136	134
Mar15	OP:	0	0									
	OT:	0	120	145	169	162	156	150	146	143	139	135
Reest -	BA:	27	0	0	0	0	0	0	0	0	0	0
Orig	OP:	136	-90									
	OT:	369	226	124	91	52	15	14	18	20	20	22
Office of the Chief Information Officer												
070 0102 0 1 751 AA01 HS HS 03 0												
Appropriation												
Data Center Migration												
Pres 16	BA:	0	0	328	334	337	341	348	355	362	369	376
Reest	OP:	17	0									
	OT:	17	0	197	332	336	339	345	352	359	366	373
Mar 15	BA:	0	0	0	0	0	0	0	0	0	0	0
Base	OP:	17	0									
	OT:	17	0	0	0	0	0	0	0	0	0	0
Orig	BA:	573	321	328	334	337	341	348	355	362	369	376
Pres	OP:	263	383									
	OT:	249	423	351	346	377	331	336	342	348	354	361
Reest -	BA:	0	0	328	334	337	341	348	355	362	369	376
Mar15	OP:	0	0									
	OT:	0	0	197	332	336	339	345	352	359	366	373
Reest -	BA:	-573	-321	0	0	0	0	0	0	0	0	0
Orig	OP:	-246	-383									
	OT:	-232	-423	-154	-14	-41	8	9	10	11	12	12



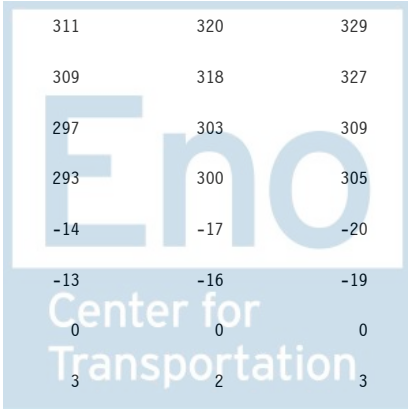
Sorted by FUNC, SFUN, TID, SUB
 (amounts in millions)

		2015	2016	2017	2018	2019	2020	2021	2022	2023	2024	2025
ADMINISTRATION OF JUSTICE (750)												
070 0102 0 1 751 AA02 HS HS 03 0												
Appropriation												
Pres 16	BA:	288	321	0	0	0	0	0	0	0	0	0
Reest	OP:	103	115									
	OT:	276	308	128	0	0	0	0	0	0	0	0
Mar 15	BA:	288	293	300	307	314	322	330	338	346	354	363
Base	OP:	103	115									
	OT:	276	291	297	304	311	319	327	335	343	351	359
Orig	BA:	0	0	0	0	0	0	0	0	0	0	0
Pres	OP:	0	0									
	OT:	0	0	0	0	0	0	0	0	0	0	0
Reest -	BA:	0	28	-300	-307	-314	-322	-330	-338	-346	-354	-363
Mar15	OP:	0	0									
	OT:	0	17	-169	-304	-311	-319	-327	-335	-343	-351	-359
Reest -	BA:	288	321	0	0	0	0	0	0	0	0	0
Orig	OP:	103	115									
	OT:	276	308	128	0	0	0	0	0	0	0	0
070 0102 0 1 751 BA60 30 72 10 A SPECTRUM												
Federal Fund												
spectrum												
Pres 16	BA:	274	0	0	0	0	0	0	0	0	0	0
Reest	OP:	0	178									
	OT:	27	178	69	0	0	0	0	0	0	0	0
Mar 15	BA:	274	0	0	0	0	0	0	0	0	0	0
Base	OP:	0	178									
	OT:	27	178	69	0	0	0	0	0	0	0	0
Orig	BA:	0	0	0	0	0	0	0	0	0	0	0
Pres	OP:	0	0									
	OT:	0	0	0	0	0	0	0	0	0	0	0
Reest -	BA:	0	0	0	0	0	0	0	0	0	0	0
Mar15	OP:	0	0									
	OT:	0	0	0	0	0	0	0	0	0	0	0
Reest -	BA:	274	0	0	0	0	0	0	0	0	0	0
Orig	OP:	0	178									
	OT:	27	178	69	0	0	0	0	0	0	0	0



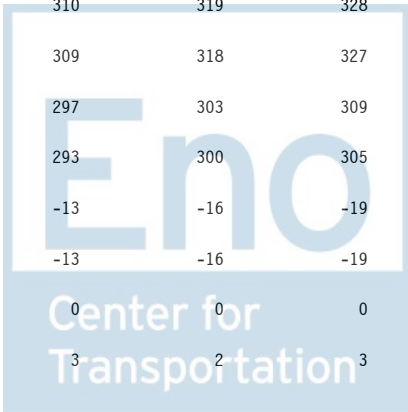
Sorted by FUNC, SFUN, TID, SUB
 (amounts in millions)

		2015	2016	2017	2018	2019	2020	2021	2022	2023	2024	2025
ADMINISTRATION OF JUSTICE (750)												
Account Total for Office of the Chief Information Officer												
Pres 16	BA:	562	321	328	334	337	341	348	355	362	369	376
Reest	OP:	120	293		332	336	339	345	352	359	366	373
	OT:	320	486	394								
Mar 15	BA:	562	293	300	307	314	322	330	338	346	354	363
Base	OP:	120	293		304	311	319	327	335	343	351	359
	OT:	320	469	366								
Orig	BA:	573	321	328	334	337	341	348	355	362	369	376
Pres	OP:	263	383		346	377	331	336	342	348	354	361
	OT:	249	423	351								
Reest -	BA:	0	28	28	27	23	19	18	17	16	15	13
Mar15	OP:	0	0		28	25	20	18	17	16	15	14
	OT:	0	17	28								
Reest -	BA:	-11	0	0	0	0	0	0	0	0	0	0
Orig	OP:	-143	-90		-14	-41	8	9	10	11	12	12
	OT:	71	63	43								
Analysis and operations												
070 0115 0 1 751 AA01 HS HS 03 0												
Appropriation												
Pres 16	BA:	256	269	274	280	283	285	291	297	303	309	315
Reest	OP:	60	51		279	282	285	290	296	302	308	314
	OT:	265	266	273								
Mar 15	BA:	256	262	269	277	285	294	302	311	320	329	339
Base	OP:	60	51		275	283	292	300	309	318	327	337
	OT:	265	261	268								
Orig	BA:	300	269	274	280	283	285	291	297	303	309	315
Pres	OP:	111	155		276	281	283	289	293	300	305	311
	OT:	256	284	278								
Reest -	BA:	0	7	5	3	-2	-9	-11	-14	-17	-20	-24
Mar15	OP:	0	0		4	-1	-7	-10	-13	-16	-19	-23
	OT:	0	5	5								
Reest -	BA:	-44	0	0	0	0	0	0	0	0	0	0
Orig	OP:	-51	-104		3	1	2	1	3	2	3	3
	OT:	9	-18	-5								



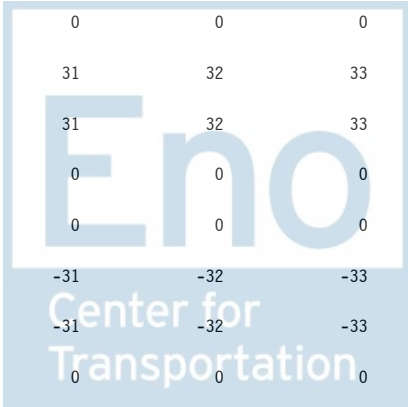
Sorted by FUNC, SFUN, TID, SUB
 (amounts in millions)

		2015	2016	2017	2018	2019	2020	2021	2022	2023	2024	2025
ADMINISTRATION OF JUSTICE (750)												
070 0115 0 1 751 IA01 HS HS 03 0												
Rescission												
Pres 16	BA:	-1	0	0	0	0	0	0	0	0	0	0
Reest	OP:	0	0									
	OT:	0	0	0	0	0	0	0	0	0	0	0
Mar 15	BA:	-1	-1	-1	-1	-1	-1	-1	-1	-1	-1	-1
Base	OP:	0	0									
	OT:	0	0	0	0	0	0	0	0	0	0	0
Orig	BA:	0	0	0	0	0	0	0	0	0	0	0
Pres	OP:	0	0									
	OT:	0	0	0	0	0	0	0	0	0	0	0
Reest -	BA:	0	1	1	1	1	1	1	1	1	1	1
Mar15	OP:	0	0									
	OT:	0	0	0	0	0	0	0	0	0	0	0
Reest -	BA:	-1	0	0	0	0	0	0	0	0	0	0
Orig	OP:	0	0									
	OT:	0	0	0	0	0	0	0	0	0	0	0
Account Total for Analysis and operations												
Pres 16	BA:	255	269	274	280	283	285	291	297	303	309	315
Reest	OP:	60	51									
	OT:	265	266	273	279	282	285	290	296	302	308	314
Mar 15	BA:	255	261	268	276	284	293	301	310	319	328	338
Base	OP:	60	51									
	OT:	265	261	268	275	283	292	300	309	318	327	337
Orig	BA:	300	269	274	280	283	285	291	297	303	309	315
Pres	OP:	111	155									
	OT:	256	284	278	276	281	283	289	293	300	305	311
Reest -	BA:	0	8	6	4	-1	-8	-10	-13	-16	-19	-23
Mar15	OP:	0	0									
	OT:	0	5	5	4	-1	-7	-10	-13	-16	-19	-23
Reest -	BA:	-45	0	0	0	0	0	0	0	0	0	0
Orig	OP:	-51	-104									
	OT:	9	-18	-5	3	1	2	1	3	2	3	3



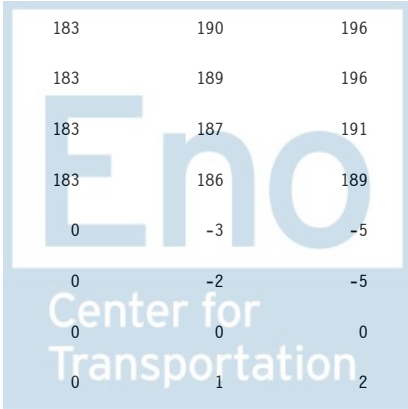
Sorted by FUNC, SFUN, TID, SUB
 (amounts in millions)

		2015	2016	2017	2018	2019	2020	2021	2022	2023	2024	2025
ADMINISTRATION OF JUSTICE (750)												
Office of the Inspector General												
Operating Expenses												
070 0200 0 1 751 AA01 HS HS 03 0												
Appropriation												
Pres 16	BA:	119	142	169	173	174	176	180	183	187	191	195
Reest	OP:	12	12									
	OT:	119	140	166	173	174	176	180	183	187	191	195
Mar 15	BA:	119	123	127	132	137	142	147	152	158	163	169
Base	OP:	12	12									
	OT:	119	123	127	132	137	142	147	152	157	163	168
Orig	BA:	145	166	169	173	174	176	180	183	187	191	195
Pres	OP:	37	31									
	OT:	151	163	169	172	175	177	180	183	186	189	194
Reest -	BA:	0	19	42	41	37	34	33	31	29	28	26
Mar15	OP:	0	0									
	OT:	0	17	39	41	37	34	33	31	30	28	27
Reest -	BA:	-26	-24	0	0	0	0	0	0	0	0	0
Orig	OP:	-25	-19									
	OT:	-32	-23	-3	1	-1	-1	0	0	1	2	1
070 0200 0 1 751 AA02 HS HS 03 0												
Appropriation												
Pres 16	BA:	24	24	0	0	0	0	0	0	0	0	0
Reest	OP:	2	2									
	OT:	24	24	2	0	0	0	0	0	0	0	0
Mar 15	BA:	24	25	26	27	28	29	30	31	32	33	34
Base	OP:	2	2									
	OT:	24	25	26	27	28	29	30	31	32	33	34
Orig	BA:	0	0	0	0	0	0	0	0	0	0	0
Pres	OP:	0	0									
	OT:	0	0	0	0	0	0	0	0	0	0	0
Reest -	BA:	0	-1	-26	-27	-28	-29	-30	-31	-32	-33	-34
Mar15	OP:	0	0									
	OT:	0	-1	-24	-27	-28	-29	-30	-31	-32	-33	-34
Reest -	BA:	24	24	0	0	0	0	0	0	0	0	0
Orig	OP:	2	2									
	OT:	24	24	2	0	0	0	0	0	0	0	0



Sorted by FUNC, SFUN, TID, SUB
 (amounts in millions)

		2015	2016	2017	2018	2019	2020	2021	2022	2023	2024	2025
ADMINISTRATION OF JUSTICE (750)												
070 0200 0 1 751 BA60 30 72 10 N SPECTRUM												
Federal Fund												
spectrum												
Pres 16	BA:	6	0	0	0	0	0	0	0	0	0	0
Reest	OP:	0	0									
	OT:	1	4	1	0	0	0	0	0	0	0	0
Mar 15	BA:	6	0	0	0	0	0	0	0	0	0	0
Base	OP:	0	0									
	OT:	1	4	1	0	0	0	0	0	0	0	0
Orig	BA:	0	0	0	0	0	0	0	0	0	0	0
Pres	OP:	0	0									
	OT:	0	0	0	0	0	0	0	0	0	0	0
Reest -	BA:	0	0	0	0	0	0	0	0	0	0	0
Mar15	OP:	0	0									
	OT:	0	0	0	0	0	0	0	0	0	0	0
Reest -	BA:	6	0	0	0	0	0	0	0	0	0	0
Orig	OP:	0	0									
	OT:	1	4	1	0	0	0	0	0	0	0	0
Account Total for Operating Expenses												
Pres 16	BA:	149	166	169	173	174	176	180	183	187	191	195
Reest	OP:	14	14									
	OT:	144	168	169	173	174	176	180	183	187	191	195
Mar 15	BA:	149	148	153	159	165	171	177	183	190	196	203
Base	OP:	14	14									
	OT:	144	152	154	159	165	171	177	183	189	196	202
Orig	BA:	145	166	169	173	174	176	180	183	187	191	195
Pres	OP:	37	31									
	OT:	151	163	169	172	175	177	180	183	186	189	194
Reest -	BA:	0	18	16	14	9	5	3	0	-3	-5	-8
Mar15	OP:	0	0									
	OT:	0	16	15	14	9	5	3	0	-2	-5	-7
Reest -	BA:	4	0	0	0	0	0	0	0	0	0	0
Orig	OP:	-23	-17									
	OT:	-7	5	0	1	-1	-1	0	0	1	2	1




Sorted by FUNC, SFUN, TID, SUB
 (amounts in millions)

		2015	2016	2017	2018	2019	2020	2021	2022	2023	2024	2025
ADMINISTRATION OF JUSTICE (750)												
Citizenship and Immigration Services												
Citizenship and Immigration Services												
070 0300 0 1 751 AA01 HS HS 03 0												
Appropriation												
Pres 16	BA:	124	130	129	131	133	134	137	140	142	145	148
Reest	OP:	21	23									
	OT:	120	127	129	131	132	134	136	139	141	144	147
Mar 15	BA:	124	127	131	135	139	143	147	152	156	161	166
Base	OP:	21	23									
	OT:	120	125	130	134	138	142	146	151	155	160	165
Orig	BA:	116	126	129	131	133	134	137	140	142	145	148
Pres	OP:	29	29									
	OT:	116	123	128	130	133	134	136	139	142	144	147
Reest -	BA:	0	3	-2	-4	-6	-9	-10	-12	-14	-16	-18
Mar15	OP:	0	0									
	OT:	0	2	-1	-3	-6	-8	-10	-12	-14	-16	-18
Reest -	BA:	8	4	0	0	0	0	0	0	0	0	0
Orig	OP:	-8	-6									
	OT:	4	4	1	1	-1	0	0	0	-1	0	0




Sorted by FUNC, SFUN, TID, SUB
 (amounts in millions)

		2015	2016	2017	2018	2019	2020	2021	2022	2023	2024	2025
ADMINISTRATION OF JUSTICE (750)												
070 0300 0 1 751 AA02 HS HS 03 0												
Appropriation												
Immigration Integration Grants												
Pres 16	BA:	0	0	0	0	0	0	0	0	0	0	0
Reest	OP:	3	2									
	OT:	3	2	0	0	0	0	0	0	0	0	0
Mar 15	BA:	0	0	0	0	0	0	0	0	0	0	0
Base	OP:	3	2									
	OT:	3	2	0	0	0	0	0	0	0	0	0
Orig	BA:	0	0	0	0	0	0	0	0	0	0	0
Pres	OP:	0	0									
	OT:	0	0	0	0	0	0	0	0	0	0	0
Reest -	BA:	0	0	0	0	0	0	0	0	0	0	0
Mar15	OP:	0	0									
	OT:	0	0	0	0	0	0	0	0	0	0	0
Reest -	BA:	0	0	0	0	0	0	0	0	0	0	0
Orig	OP:	3	2									
	OT:	3	2	0	0	0	0	0	0	0	0	0
070 0300 0 1 751 AA05 CJ CJ 03 CH												
Appropriation												
transfer to Administrative review and appeals												
Pres 16	BA:	0	-4	0	0	0	0	0	0	0	0	0
Reest	OP:	0	0									
	OT:	0	-3	0	0	0	0	0	0	0	0	0
Mar 15	BA:	0	0	0	0	0	0	0	0	0	0	0
Base	OP:	0	0									
	OT:	0	0	0	0	0	0	0	0	0	0	0
Orig	BA:	0	0	0	0	0	0	0	0	0	0	0
Pres	OP:	0	0									
	OT:	0	0	0	0	0	0	0	0	0	0	0
Reest -	BA:	0	-4	0	0	0	0	0	0	0	0	0
Mar15	OP:	0	0									
	OT:	0	-3	0	0	0	0	0	0	0	0	0
Reest -	BA:	0	-4	0	0	0	0	0	0	0	0	0
Orig	OP:	0	0									
	OT:	0	-3	0	0	0	0	0	0	0	0	0



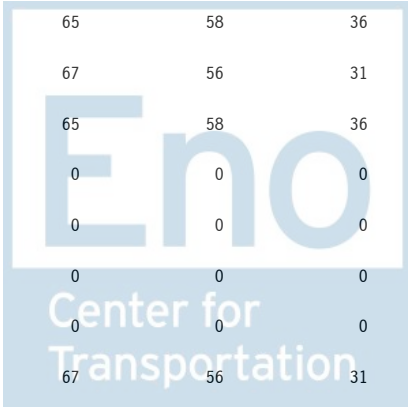
Sorted by FUNC, SFUN, TID, SUB
 (amounts in millions)

		2015	2016	2017	2018	2019	2020	2021	2022	2023	2024	2025
ADMINISTRATION OF JUSTICE (750)												
070 0300 0 1 751 BA01 42 86 10 A												
Federal Fund												
Pres 16	BA:	2,800	2,800	2,800	2,800	2,800	2,800	2,800	2,800	2,800	2,800	2,800
Reest	OP:	560	560									
	OT:	2,800	2,800	2,800	2,800	2,800	2,800	2,800	2,800	2,800	2,800	2,800
Mar 15	BA:	2,800	2,800	2,800	2,800	2,800	2,800	2,800	2,800	2,800	2,800	2,800
Base	OP:	560	560									
	OT:	2,800	2,800	2,800	2,800	2,800	2,800	2,800	2,800	2,800	2,800	2,800
Orig	BA:	3,664	3,874	3,986	4,054	4,123	4,203	4,284	4,367	4,452	4,539	4,627
Pres	OP:	844	946									
	OT:	3,592	3,851	3,989	4,066	4,106	4,183	4,264	4,346	4,431	4,517	4,605
Reest -	BA:	0	0	0	0	0	0	0	0	0	0	0
Mar15	OP:	0	0									
	OT:	0	0	0	0	0	0	0	0	0	0	0
Reest -	BA:	-864	-1,074	-1,186	-1,254	-1,323	-1,403	-1,484	-1,567	-1,652	-1,739	-1,827
Orig	OP:	-284	-386									
	OT:	-792	-1,051	-1,189	-1,266	-1,306	-1,383	-1,464	-1,546	-1,631	-1,717	-1,805
070 0300 0 1 751 BA02 42 86 10 A												
Federal Fund												
L and H-1B fraud fee spending												
Pres 16	BA:	40	40	40	40	40	40	40	40	40	40	40
Reest	OP:	4	4									
	OT:	40	40	40	40	40	40	40	40	40	40	40
Mar 15	BA:	40	40	40	40	40	40	40	40	40	40	40
Base	OP:	4	4									
	OT:	40	40	40	40	40	40	40	40	40	40	40
Orig	BA:	0	0	0	0	0	0	0	0	0	0	0
Pres	OP:	0	0									
	OT:	0	0	0	0	0	0	0	0	0	0	0
Reest -	BA:	0	0	0	0	0	0	0	0	0	0	0
Mar15	OP:	0	0									
	OT:	0	0	0	0	0	0	0	0	0	0	0
Reest -	BA:	40	40	40	40	40	40	40	40	40	40	40
Orig	OP:	4	4									
	OT:	40	40	40	40	40	40	40	40	40	40	40



Sorted by FUNC, SFUN, TID, SUB
 (amounts in millions)

		2015	2016	2017	2018	2019	2020	2021	2022	2023	2024	2025
ADMINISTRATION OF JUSTICE (750)												
070 0300 0 1 751 BA03 42 86 10 A												
Federal Fund												
h-1b and h-2b (fraud) fee spending												
Pres 16	BA:	17	17	17	17	17	17	17	17	17	17	17
Reest	OP:	2	2									
	OT:	17	17	17	17	17	17	17	17	17	17	17
Mar 15	BA:	17	17	17	17	17	17	17	17	17	17	17
Base	OP:	2	2									
	OT:	17	17	17	17	17	17	17	17	17	17	17
Orig	BA:	0	0	0	0	0	0	0	0	0	0	0
Pres	OP:	0	0									
	OT:	0	0	0	0	0	0	0	0	0	0	0
Reest -	BA:	0	0	0	0	0	0	0	0	0	0	0
Mar15	OP:	0	0									
	OT:	0	0	0	0	0	0	0	0	0	0	0
Reest -	BA:	17	17	17	17	17	17	17	17	17	17	17
Orig	OP:	2	2									
	OT:	17	17	17	17	17	17	17	17	17	17	17
070 0300 0 1 751 BA04 42 86 10 A												
Federal Fund												
President's Executive Action on Immigration (Nov 2014)												
Pres 16	BA:	207	601	98	103	148	121	57	67	56	31	20
Reest	OP:	0	41									
	OT:	166	522	199	102	139	126	70	65	58	36	22
Mar 15	BA:	207	601	98	103	148	121	57	67	56	31	20
Base	OP:	0	41									
	OT:	166	522	199	102	139	126	70	65	58	36	22
Orig	BA:	0	0	0	0	0	0	0	0	0	0	0
Pres	OP:	0	0									
	OT:	0	0	0	0	0	0	0	0	0	0	0
Reest -	BA:	0	0	0	0	0	0	0	0	0	0	0
Mar15	OP:	0	0									
	OT:	0	0	0	0	0	0	0	0	0	0	0
Reest -	BA:	207	601	98	103	148	121	57	67	56	31	20
Orig	OP:	0	41									
	OT:	166	522	199	102	139	126	70	65	58	36	22



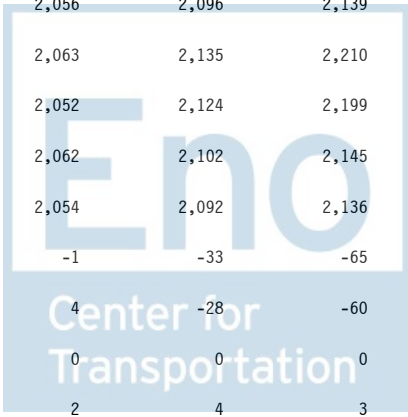
Sorted by FUNC, SFUN, TID, SUB
 (amounts in millions)

		2015	2016	2017	2018	2019	2020	2021	2022	2023	2024	2025
ADMINISTRATION OF JUSTICE (750)												
070 0300 0 1 751 BS01 42 86 10 A												
Sequester												
Pres 16	BA:	-228	0	0	0	0	0	0	0	0	0	0
Reest	OP:	-21	-23									
	OT:	-226	-23	0	0	0	0	0	0	0	0	0
Mar 15	BA:	-228	-249	0	0	0	0	0	0	0	0	0
Base	OP:	-21	-23									
	OT:	-226	-247	-25	0	0	0	0	0	0	0	0
Orig	BA:	0	0	0	0	0	0	0	0	0	0	0
Pres	OP:	0	0									
	OT:	0	0	0	0	0	0	0	0	0	0	0
Reest -	BA:	0	249	0	0	0	0	0	0	0	0	0
Mar15	OP:	0	0									
	OT:	0	224	25	0	0	0	0	0	0	0	0
Reest -	BA:	-228	0	0	0	0	0	0	0	0	0	0
Orig	OP:	-21	-23									
	OT:	-226	-23	0	0	0	0	0	0	0	0	0
070 0300 0 1 751 BS20 42 86 10 A												
Sequester												
Pop up												
Pres 16	BA:	206	228	0	0	0	0	0	0	0	0	0
Reest	OP:	16	21									
	OT:	201	226	23	0	0	0	0	0	0	0	0
Mar 15	BA:	206	228	249	0	0	0	0	0	0	0	0
Base	OP:	16	21									
	OT:	201	226	247	25	0	0	0	0	0	0	0
Orig	BA:	0	0	0	0	0	0	0	0	0	0	0
Pres	OP:	0	0									
	OT:	0	0	0	0	0	0	0	0	0	0	0
Reest -	BA:	0	0	-249	0	0	0	0	0	0	0	0
Mar15	OP:	0	0									
	OT:	0	0	-224	-25	0	0	0	0	0	0	0
Reest -	BA:	206	228	0	0	0	0	0	0	0	0	0
Orig	OP:	16	21									
	OT:	201	226	23	0	0	0	0	0	0	0	0




Sorted by FUNC, SFUN, TID, SUB
 (amounts in millions)

		2015	2016	2017	2018	2019	2020	2021	2022	2023	2024	2025
ADMINISTRATION OF JUSTICE (750)												
Account Total for Citizenship and Immigration Services												
Pres 16	BA:	3,166	3,812	3,084	3,091	3,138	3,112	3,051	3,064	3,055	3,033	3,025
Reest	OP:	585	630									
	OT:	3,121	3,708	3,208	3,090	3,128	3,117	3,063	3,061	3,056	3,037	3,026
Mar 15	BA:	3,166	3,564	3,335	3,095	3,144	3,121	3,061	3,076	3,069	3,049	3,043
Base	OP:	585	630									
	OT:	3,121	3,485	3,408	3,118	3,134	3,125	3,073	3,073	3,070	3,053	3,044
Orig	BA:	3,780	4,000	4,115	4,185	4,256	4,337	4,421	4,507	4,594	4,684	4,775
Pres	OP:	873	975									
	OT:	3,708	3,974	4,117	4,196	4,239	4,317	4,400	4,485	4,573	4,661	4,752
Reest -	BA:	0	248	-251	-4	-6	-9	-10	-12	-14	-16	-18
Mar15	OP:	0	0									
	OT:	0	223	-200	-28	-6	-8	-10	-12	-14	-16	-18
Reest -	BA:	-614	-188	-1,031	-1,094	-1,118	-1,225	-1,370	-1,443	-1,539	-1,651	-1,750
Orig	OP:	-288	-345									
	OT:	-587	-266	-909	-1,106	-1,111	-1,200	-1,337	-1,424	-1,517	-1,624	-1,726
United States Secret Service												
Salaries and Expenses												
070 0400 0 1 751 AA01 HS HS 03 0												
Appropriation												
Pres 16	BA:	1,616	1,867	1,904	1,943	1,962	1,981	2,021	2,062	2,102	2,145	2,188
Reest	OP:	230	242									
	OT:	1,604	1,829	1,898	1,937	1,959	1,978	2,015	2,056	2,096	2,139	2,182
Mar 15	BA:	1,616	1,668	1,724	1,788	1,854	1,922	1,991	2,063	2,135	2,210	2,287
Base	OP:	230	242									
	OT:	1,604	1,660	1,716	1,778	1,844	1,912	1,981	2,052	2,124	2,199	2,275
Orig	BA:	1,585	1,867	1,904	1,943	1,962	1,981	2,021	2,062	2,102	2,145	2,188
Pres	OP:	301	323									
	OT:	1,578	1,772	1,906	1,942	1,966	1,985	2,012	2,054	2,092	2,136	2,178
Reest -	BA:	0	199	180	155	108	59	30	-1	-33	-65	-99
Mar15	OP:	0	0									
	OT:	0	169	182	159	115	66	34	4	-28	-60	-93
Reest -	BA:	31	0	0	0	0	0	0	0	0	0	0
Orig	OP:	-71	-81									
	OT:	26	57	-8	-5	-7	-7	3	2	4	3	4



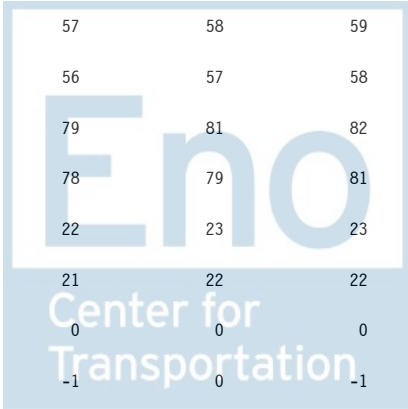
Sorted by FUNC, SFUN, TID, SUB
 (amounts in millions)

		2015	2016	2017	2018	2019	2020	2021	2022	2023	2024	2025
ADMINISTRATION OF JUSTICE (750)												
070 0400 0 1 751 BA60 30 72 10 N SPECTRUM												
Federal Fund												
spectrum												
Pres 16	BA:	53	0	0	0	0	0	0	0	0	0	0
Reest	OP:	0	40									
	OT:	5	40	8	0	0	0	0	0	0	0	0
Mar 15	BA:	53	0	0	0	0	0	0	0	0	0	0
Base	OP:	0	40									
	OT:	5	40	8	0	0	0	0	0	0	0	0
Orig	BA:	0	0	0	0	0	0	0	0	0	0	0
Pres	OP:	0	0									
	OT:	0	0	0	0	0	0	0	0	0	0	0
Reest -	BA:	0	0	0	0	0	0	0	0	0	0	0
Mar15	OP:	0	0									
	OT:	0	0	0	0	0	0	0	0	0	0	0
Reest -	BA:	53	0	0	0	0	0	0	0	0	0	0
Orig	OP:	0	40									
	OT:	5	40	8	0	0	0	0	0	0	0	0
070 0400 0 1 751 IA01 HS HS 03 0												
Rescission												
Lapsed Balances												
Pres 16	BA:	-1	0	0	0	0	0	0	0	0	0	0
Reest	OP:	0	0									
	OT:	0	0	0	0	0	0	0	0	0	0	0
Mar 15	BA:	-1	-1	-1	-1	-1	-1	-1	-1	-1	-1	-1
Base	OP:	0	0									
	OT:	0	0	0	0	0	0	0	0	0	0	0
Orig	BA:	0	0	0	0	0	0	0	0	0	0	0
Pres	OP:	0	0									
	OT:	0	0	0	0	0	0	0	0	0	0	0
Reest -	BA:	0	1	1	1	1	1	1	1	1	1	1
Mar15	OP:	0	0									
	OT:	0	0	0	0	0	0	0	0	0	0	0
Reest -	BA:	-1	0	0	0	0	0	0	0	0	0	0
Orig	OP:	0	0									
	OT:	0	0	0	0	0	0	0	0	0	0	0




Sorted by FUNC, SFUN, TID, SUB
 (amounts in millions)

		2015	2016	2017	2018	2019	2020	2021	2022	2023	2024	2025
ADMINISTRATION OF JUSTICE (750)												
Account Total for Salaries and Expenses												
Pres 16	BA:	1,668	1,867	1,904	1,943	1,962	1,981	2,021	2,062	2,102	2,145	2,188
Reest	OP:	230	282									
	OT:	1,609	1,869	1,906	1,937	1,959	1,978	2,015	2,056	2,096	2,139	2,182
Mar 15	BA:	1,668	1,667	1,723	1,787	1,853	1,921	1,990	2,062	2,134	2,209	2,286
Base	OP:	230	282									
	OT:	1,609	1,700	1,724	1,778	1,844	1,912	1,981	2,052	2,124	2,199	2,275
Orig	BA:	1,585	1,867	1,904	1,943	1,962	1,981	2,021	2,062	2,102	2,145	2,188
Pres	OP:	301	323									
	OT:	1,578	1,772	1,906	1,942	1,966	1,985	2,012	2,054	2,092	2,136	2,178
Reest -	BA:	0	200	181	156	109	60	31	0	-32	-64	-98
Mar15	OP:	0	0									
	OT:	0	169	182	159	115	66	34	4	-28	-60	-93
Reest -	BA:	83	0	0	0	0	0	0	0	0	0	0
Orig	OP:	-71	-41									
	OT:	31	97	0	-5	-7	-7	3	2	4	3	4
Acquisition, Construction, and Improvements												
070 0401 0 1 751 AA01 HS HS 03 0												
Appropriation												
Pres 16	BA:	50	72	73	75	76	76	78	79	81	82	85
Reest	OP:	28	40									
	OT:	41	58	62	68	74	75	76	77	79	80	82
Mar 15	BA:	50	51	52	53	54	55	56	57	58	59	61
Base	OP:	28	40									
	OT:	41	53	51	52	53	54	55	56	57	58	59
Orig	BA:	52	72	73	75	76	76	78	79	81	82	85
Pres	OP:	31	35									
	OT:	49	59	64	72	75	75	76	78	79	81	82
Reest -	BA:	0	21	21	22	22	21	22	22	23	23	24
Mar15	OP:	0	0									
	OT:	0	5	11	16	21	21	21	21	22	22	23
Reest -	BA:	-2	0	0	0	0	0	0	0	0	0	0
Orig	OP:	-3	5									
	OT:	-8	-1	-2	-4	-1	0	0	-1	0	-1	0



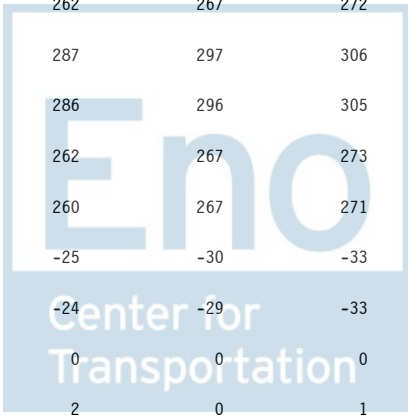
Sorted by FUNC, SFUN, TID, SUB
 (amounts in millions)

		2015	2016	2017	2018	2019	2020	2021	2022	2023	2024	2025
ADMINISTRATION OF JUSTICE (750)												
Contribution for Annuity Benefits, United States Secret Service												
070 0405 0 1 751 AA01 42 82 10												
Appropriation												
Pres 16	BA:	0	0	0	0	0	0	0	0	0	0	0
Reest	OP:	0	0									
	OT:	0	0	0	0	0	0	0	0	0	0	0
Mar 15	BA:	0	0	0	0	0	0	0	0	0	0	0
Base	OP:	0	0									
	OT:	0	0	0	0	0	0	0	0	0	0	0
Orig	BA:	260	265	265	265	265	265	265	265	265	265	265
Pres	OP:	24	22									
	OT:	262	265	265	265	265	265	265	265	265	265	265
Reest -	BA:	0	0	0	0	0	0	0	0	0	0	0
Mar15	OP:	0	0									
	OT:	0	0	0	0	0	0	0	0	0	0	0
Reest -	BA:	-260	-265	-265	-265	-265	-265	-265	-265	-265	-265	-265
Orig	OP:	-24	-22									
	OT:	-262	-265	-265	-265	-265	-265	-265	-265	-265	-265	-265
070 0405 0 1 751 BA01 42 82 10 N												
Federal Fund												
Pres 16	BA:	265	265	265	265	265	265	265	265	265	265	265
Reest	OP:	0	0									
	OT:	265	265	265	265	265	265	265	265	265	265	265
Mar 15	BA:	265	265	265	265	265	265	265	265	265	265	265
Base	OP:	0	0									
	OT:	265	265	265	265	265	265	265	265	265	265	265
Orig	BA:	0	0	0	0	0	0	0	0	0	0	0
Pres	OP:	0	0									
	OT:	0	0	0	0	0	0	0	0	0	0	0
Reest -	BA:	0	0	0	0	0	0	0	0	0	0	0
Mar15	OP:	0	0									
	OT:	0	0	0	0	0	0	0	0	0	0	0
Reest -	BA:	265	265	265	265	265	265	265	265	265	265	265
Orig	OP:	0	0									
	OT:	265	265	265	265	265	265	265	265	265	265	265




Sorted by FUNC, SFUN, TID, SUB
 (amounts in millions)

		2015	2016	2017	2018	2019	2020	2021	2022	2023	2024	2025
ADMINISTRATION OF JUSTICE (750)												
Account Total for Contribution for Annuity Benefits, United States Secret Service												
Pres 16	BA:	265	265	265	265	265	265	265	265	265	265	265
Reest	OP:	0	0									
	OT:	265	265	265	265	265	265	265	265	265	265	265
Mar 15	BA:	265	265	265	265	265	265	265	265	265	265	265
Base	OP:	0	0									
	OT:	265	265	265	265	265	265	265	265	265	265	265
Orig	BA:	260	265	265	265	265	265	265	265	265	265	265
Pres	OP:	24	22									
	OT:	262	265	265	265	265	265	265	265	265	265	265
Reest -	BA:	0	0	0	0	0	0	0	0	0	0	0
Mar15	OP:	0	0									
	OT:	0	0	0	0	0	0	0	0	0	0	0
Reest -	BA:	5	0	0	0	0	0	0	0	0	0	0
Orig	OP:	-24	-22									
	OT:	3	0	0	0	0	0	0	0	0	0	0
Federal Law Enforcement Training Center												
Salaries and expenses												
070 0509 0 1 751 AA01 HS HS 03 0												
Appropriation												
Pres 16	BA:	230	239	242	247	249	252	257	262	267	273	278
Reest	OP:	23	23									
	OT:	230	238	242	247	249	252	257	262	267	272	278
Mar 15	BA:	230	237	244	252	261	269	278	287	297	306	316
Base	OP:	23	23									
	OT:	230	236	243	251	260	268	277	286	296	305	315
Orig	BA:	232	239	242	247	249	252	257	262	267	273	278
Pres	OP:	52	46									
	OT:	236	236	241	246	249	251	257	260	267	271	277
Reest -	BA:	0	2	-2	-5	-12	-17	-21	-25	-30	-33	-38
Mar15	OP:	0	0									
	OT:	0	2	-1	-4	-11	-16	-20	-24	-29	-33	-37
Reest -	BA:	-2	0	0	0	0	0	0	0	0	0	0
Orig	OP:	-29	-23									
	OT:	-6	2	1	1	0	1	0	2	0	1	1




Sorted by FUNC, SFUN, TID, SUB
 (amounts in millions)

		2015	2016	2017	2018	2019	2020	2021	2022	2023	2024	2025
ADMINISTRATION OF JUSTICE (750)												
070 0509 0 1 751 BA60 30 72 10 N SPECTRUM												
Federal Fund												
spectrum												
Pres 16	BA:	4	0	0	0	0	0	0	0	0	0	0
Reest	OP:	0	0									
	OT:	0	3	1	0	0	0	0	0	0	0	0
Mar 15	BA:	4	0	0	0	0	0	0	0	0	0	0
Base	OP:	0	0									
	OT:	0	3	1	0	0	0	0	0	0	0	0
Orig	BA:	0	0	0	0	0	0	0	0	0	0	0
Pres	OP:	0	0									
	OT:	0	0	0	0	0	0	0	0	0	0	0
Reest -	BA:	0	0	0	0	0	0	0	0	0	0	0
Mar15	OP:	0	0									
	OT:	0	0	0	0	0	0	0	0	0	0	0
Reest -	BA:	4	0	0	0	0	0	0	0	0	0	0
Orig	OP:	0	0									
	OT:	0	3	1	0	0	0	0	0	0	0	0
070 0509 0 1 751 IA01 HS HS 03 0												
Rescission												
Pres 16	BA:	-1	0	0	0	0	0	0	0	0	0	0
Reest	OP:	0	0									
	OT:	0	0	0	0	0	0	0	0	0	0	0
Mar 15	BA:	-1	-1	-1	-1	-1	-1	-1	-1	-1	-1	-1
Base	OP:	0	0									
	OT:	0	0	0	0	0	0	0	0	0	0	0
Orig	BA:	0	0	0	0	0	0	0	0	0	0	0
Pres	OP:	0	0									
	OT:	0	0	0	0	0	0	0	0	0	0	0
Reest -	BA:	0	1	1	1	1	1	1	1	1	1	1
Mar15	OP:	0	0									
	OT:	0	0	0	0	0	0	0	0	0	0	0
Reest -	BA:	-1	0	0	0	0	0	0	0	0	0	0
Orig	OP:	0	0									
	OT:	0	0	0	0	0	0	0	0	0	0	0



Sorted by FUNC, SFUN, TID, SUB
 (amounts in millions)

		2015	2016	2017	2018	2019	2020	2021	2022	2023	2024	2025
ADMINISTRATION OF JUSTICE (750)												
Account Total for Salaries and expenses												
Pres 16	BA:	233	239	242	247	249	252	257	262	267	273	278
Reest	OP:	23	23									
	OT:	230	241	243	247	249	252	257	262	267	272	278
Mar 15	BA:	233	236	243	251	260	268	277	286	296	305	315
Base	OP:	23	23									
	OT:	230	239	244	251	260	268	277	286	296	305	315
Orig	BA:	232	239	242	247	249	252	257	262	267	273	278
Pres	OP:	52	46									
	OT:	236	236	241	246	249	251	257	260	267	271	277
Reest -	BA:	0	3	-1	-4	-11	-16	-20	-24	-29	-32	-37
Mar15	OP:	0	0									
	OT:	0	2	-1	-4	-11	-16	-20	-24	-29	-33	-37
Reest -	BA:	1	0	0	0	0	0	0	0	0	0	0
Orig	OP:	-29	-23									
	OT:	-6	5	2	1	0	1	0	2	0	1	1
Acquisitions, Construction, Improvements and Related Expenses												
070 0510 0 1 751 AA01 HS HS 03 0												
Appropriation												
Pres 16	BA:	28	28	28	29	30	30	30	31	32	32	33
Reest	OP:	26	27									
	OT:	29	30	28	28	29	30	30	30	31	32	32
Mar 15	BA:	28	28	29	30	30	31	31	32	33	33	34
Base	OP:	26	27									
	OT:	29	30	28	29	30	30	31	31	32	33	33
Orig	BA:	31	28	28	29	30	30	30	31	32	32	33
Pres	OP:	103	399									
	OT:	-687	-392	14	4	11	17	9	3	2	4	4
Reest -	BA:	0	0	-1	-1	0	-1	-1	-1	-1	-1	-1
Mar15	OP:	0	0									
	OT:	0	0	0	-1	-1	0	-1	-1	-1	-1	-1
Reest -	BA:	-3	0	0	0	0	0	0	0	0	0	0
Orig	OP:	-77	-372									
	OT:	716	422	14	24	18	13	21	27	29	28	28



Sorted by FUNC, SFUN, TID, SUB
 (amounts in millions)

		2015	2016	2017	2018	2019	2020	2021	2022	2023	2024	2025
ADMINISTRATION OF JUSTICE (750)												
National Protection and Programs Directorate												
Office of Biometric Identity Management												
070 0521 0 1 751 AA01 HS HS 03 0												
Appropriation												
Pres 16	BA:	252	284	290	295	298	301	307	314	320	326	333
Reest	OP:	144	146									
	OT:	245	260	278	288	295	298	303	308	314	321	327
Mar 15	BA:	252	256	262	268	274	280	286	293	300	306	313
Base	OP:	144	146									
	OT:	245	248	255	263	269	275	281	287	294	300	307
Orig	BA:	227	284	290	295	298	301	307	314	320	326	333
Pres	OP:	275	70									
	OT:	424	266	288	294	297	300	305	312	318	324	331
Reest -	BA:	0	28	28	27	24	21	21	21	20	20	20
Mar15	OP:	0	0									
	OT:	0	12	23	25	26	23	22	21	20	21	20
Reest -	BA:	25	0	0	0	0	0	0	0	0	0	0
Orig	OP:	-131	76									
	OT:	-179	-6	-10	-6	-2	-2	-2	-4	-4	-3	-4




Sorted by FUNC, SFUN, TID, SUB
 (amounts in millions)

		2015	2016	2017	2018	2019	2020	2021	2022	2023	2024	2025
ADMINISTRATION OF JUSTICE (750)												
U.S. Customs and Border Protection												
Customs and Border Protection												
070 0530 0 1 751 AA01 HS HS 03 0												
Appropriation												
		S&E Appropriation										
Pres 16	BA:	8,460	9,045	9,443	9,632	9,727	9,826	10,023	10,223	10,428	10,635	10,848
Reest	OP:	1,349	1,561									
	OT:	8,117	8,797	9,305	9,554	9,689	9,797	9,974	10,163	10,367	10,573	10,785
Mar 15	BA:	8,460	8,749	9,063	9,417	9,785	10,162	10,545	10,944	11,350	11,764	12,193
Base	OP:	1,349	1,561									
	OT:	8,117	8,560	8,971	9,315	9,676	10,050	10,431	10,826	11,229	11,641	12,066
Orig	BA:	8,376	9,258	9,443	9,632	9,727	9,826	10,023	10,223	10,428	10,635	10,848
Pres	OP:	735	985									
	OT:	8,601	9,681	9,431	9,622	9,721	9,820	10,010	10,211	10,416	10,622	10,835
Reest -	BA:	0	296	380	215	-58	-336	-522	-721	-922	-1,129	-1,345
Mar15	OP:	0	0									
	OT:	0	237	334	239	13	-253	-457	-663	-862	-1,068	-1,281
Reest -	BA:	84	-213	0	0	0	0	0	0	0	0	0
Orig	OP:	614	576									
	OT:	-484	-884	-126	-68	-32	-23	-36	-48	-49	-49	-50




Sorted by FUNC, SFUN, TID, SUB
 (amounts in millions)

		2015	2016	2017	2018	2019	2020	2021	2022	2023	2024	2025
ADMINISTRATION OF JUSTICE (750)												
070 0530 0 1 751 AA04 HS HS 03 A												
Appropriation												
FY15 COBRA FTA Spending (Sec. 558)												
Pres 16	BA:	209	180	0	0	0	0	0	0	0	0	0
Reest	OP:	13	21									
	OT:	201	183	18	0	0	0	0	0	0	0	0
Mar 15	BA:	209	220	231	242	255	267	281	294	309	325	57
Base	OP:	13	21									
	OT:	201	219	230	241	254	266	280	293	308	323	84
Orig	BA:	0	0	0	0	0	0	0	0	0	0	0
Pres	OP:	0	0									
	OT:	0	0	0	0	0	0	0	0	0	0	0
Reest -	BA:	0	-40	-231	-242	-255	-267	-281	-294	-309	-325	-57
Mar15	OP:	0	0									
	OT:	0	-36	-212	-241	-254	-266	-280	-293	-308	-323	-84
Reest -	BA:	209	180	0	0	0	0	0	0	0	0	0
Orig	OP:	13	21									
	OT:	201	183	18	0	0	0	0	0	0	0	0
070 0530 0 1 751 AA05 HS HS 03												
Appropriation												
Unaccompanied Children Contingency Fund												
Pres 16	BA:	0	79	0	0	0	0	0	0	0	0	0
Reest	OP:	0	0									
	OT:	0	71	8	0	0	0	0	0	0	0	0
Mar 15	BA:	0	0	0	0	0	0	0	0	0	0	0
Base	OP:	0	0									
	OT:	0	0	0	0	0	0	0	0	0	0	0
Orig	BA:	0	0	0	0	0	0	0	0	0	0	0
Pres	OP:	0	0									
	OT:	0	0	0	0	0	0	0	0	0	0	0
Reest -	BA:	0	79	0	0	0	0	0	0	0	0	0
Mar15	OP:	0	0									
	OT:	0	71	8	0	0	0	0	0	0	0	0
Reest -	BA:	0	79	0	0	0	0	0	0	0	0	0
Orig	OP:	0	0									
	OT:	0	71	8	0	0	0	0	0	0	0	0




Sorted by FUNC, SFUN, TID, SUB
 (amounts in millions)

		2015	2016	2017	2018	2019	2020	2021	2022	2023	2024	2025
ADMINISTRATION OF JUSTICE (750)												
070 0530 0 1 751 BA01 33 86 10 A												
Federal Fund												
Pres 16	BA:	1,583	1,649	1,717	1,787	1,861	1,938	2,017	2,101	2,188	2,278	2,373
Reest	OP:	155	158									
	OT:	1,580	1,642	1,710	1,780	1,854	1,930	2,009	2,093	2,179	2,269	2,364
Mar 15	BA:	1,583	1,649	1,717	1,787	1,861	1,938	2,017	2,101	2,188	2,278	2,373
Base	OP:	155	158									
	OT:	1,580	1,642	1,710	1,780	1,854	1,930	2,009	2,093	2,179	2,269	2,364
Orig	BA:	1,529	1,765	1,778	1,846	1,904	1,951	1,996	2,043	2,090	2,138	1,537
Pres	OP:	98	358									
	OT:	1,319	1,727	1,772	1,825	1,889	1,937	1,985	2,031	2,077	2,126	1,686
Reest -	BA:	0	0	0	0	0	0	0	0	0	0	0
Mar15	OP:	0	0									
	OT:	0	0	0	0	0	0	0	0	0	0	0
Reest -	BA:	54	-116	-61	-59	-43	-13	21	58	98	140	836
Orig	OP:	57	-200									
	OT:	261	-85	-62	-45	-35	-7	24	62	102	143	678
070 0530 0 1 751 BA05 HS HS 03 0												
Federal Fund												
Spending of Small Airport Collections (Permanent Indefinite PL105-61)												
Pres 16	BA:	9	9	0	0	0	0	0	0	0	0	0
Reest	OP:	2	1									
	OT:	10	9	1	0	0	0	0	0	0	0	0
Mar 15	BA:	9	9	10	10	10	11	11	12	12	13	13
Base	OP:	2	1						12	12	13	13
	OT:	10	9	10	10	10	11	11	0	0	0	0
Orig	BA:	0	0	0	0	0	0	0	0	0	0	0
Pres	OP:	0	0						0	0	0	0
	OT:	0	0	0	0	0	0	0	0	0	0	0
Reest -	BA:	0	0	-10	-10	-10	-11	-11	-12	-12	-13	-13
Mar15	OP:	0	0						0	0	0	0
	OT:	0	0	-9	-10	-10	-11	-11	-12	-12	-13	-13
Reest -	BA:	9	9	0	0	0	0	0	0	0	0	0
Orig	OP:	2	1						0	0	0	0
	OT:	10	9	1	0	0	0	0	0	0	0	0



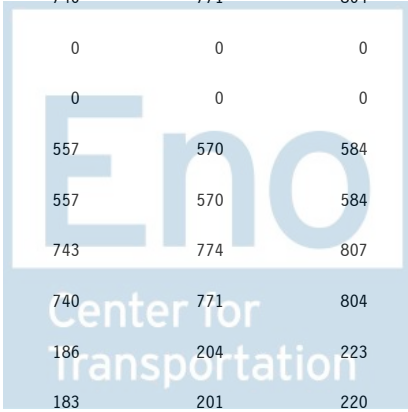
Sorted by FUNC, SFUN, TID, SUB
 (amounts in millions)

		2015	2016	2017	2018	2019	2020	2021	2022	2023	2024	2025
ADMINISTRATION OF JUSTICE (750)												
070 0530 0 1 751 BA60 30 72 10 N SPECTRUM												
Federal Fund												
spectrum												
Pres 16	BA:	9	0	0	0	0	0	0	0	0	0	0
Reest	OP:	0	0									
	OT:	1	7	1	0	0	0	0	0	0	0	0
Mar 15	BA:	9	0	0	0	0	0	0	0	0	0	0
Base	OP:	0	0									
	OT:	1	7	1	0	0	0	0	0	0	0	0
Orig	BA:	0	0	0	0	0	0	0	0	0	0	0
Pres	OP:	0	0									
	OT:	0	0	0	0	0	0	0	0	0	0	0
Reest -	BA:	0	0	0	0	0	0	0	0	0	0	0
Mar15	OP:	0	0									
	OT:	0	0	0	0	0	0	0	0	0	0	0
Reest -	BA:	9	0	0	0	0	0	0	0	0	0	0
Orig	OP:	0	0									
	OT:	1	7	1	0	0	0	0	0	0	0	0
070 0530 0 1 751 BS01 33 86 10 A												
Sequester												
Pres 16	BA:	-118	0	0	0	0	0	0	0	0	0	0
Reest	OP:	-12	-12									
	OT:	-118	-12	0	0	0	0	0	0	0	0	0
Mar 15	BA:	-118	-79	0	0	0	0	0	0	0	0	0
Base	OP:	-12	-12									
	OT:	-118	-83	-8	0	0	0	0	0	0	0	0
Orig	BA:	0	0	0	0	0	0	0	0	0	0	0
Pres	OP:	0	0									
	OT:	0	0	0	0	0	0	0	0	0	0	0
Reest -	BA:	0	79	0	0	0	0	0	0	0	0	0
Mar15	OP:	0	0									
	OT:	0	71	8	0	0	0	0	0	0	0	0
Reest -	BA:	-118	0	0	0	0	0	0	0	0	0	0
Orig	OP:	-12	-12									
	OT:	-118	-12	0	0	0	0	0	0	0	0	0




Sorted by FUNC, SFUN, TID, SUB
 (amounts in millions)

		2015	2016	2017	2018	2019	2020	2021	2022	2023	2024	2025
ADMINISTRATION OF JUSTICE (750)												
070 0530 0 1 751 BS20 33 86 10 A												
Sequester												
		Pop up										
Pres 16	BA:	81	118	0	0	0	0	0	0	0	0	0
Reest	OP:	0	8									
	OT:	73	114	12	0	0	0	0	0	0	0	0
Mar 15	BA:	81	118	79	0	0	0	0	0	0	0	0
Base	OP:	0	8									
	OT:	73	114	83	8	0	0	0	0	0	0	0
Orig	BA:	0	0	0	0	0	0	0	0	0	0	0
Pres	OP:	0	0									
	OT:	0	0	0	0	0	0	0	0	0	0	0
Reest -	BA:	0	0	-79	0	0	0	0	0	0	0	0
Mar15	OP:	0	0									
	OT:	0	0	-71	-8	0	0	0	0	0	0	0
Reest -	BA:	81	118	0	0	0	0	0	0	0	0	0
Orig	OP:	0	8									
	OT:	73	114	12	0	0	0	0	0	0	0	0
070 0530 0 1 751 EA01 33 86 10												
Proposed Legislation												
Pres 16	BA:	0	434	605	631	657	685	714	743	774	807	462
Reest	OP:	0	0									
	OT:	0	391	588	628	654	682	711	740	771	804	497
Mar 15	BA:	0	0	0	0	0	0	0	0	0	0	0
Base	OP:	0	0									
	OT:	0	0	0	0	0	0	0	0	0	0	0
Orig	BA:	0	352	488	506	520	532	544	557	570	584	361
Pres	OP:	0	0									
	OT:	0	352	488	506	520	532	544	557	570	584	361
Reest -	BA:	0	434	605	631	657	685	714	743	774	807	462
Mar15	OP:	0	0									
	OT:	0	391	588	628	654	682	711	740	771	804	497
Reest -	BA:	0	82	117	125	137	153	170	186	204	223	101
Orig	OP:	0	0									
	OT:	0	39	100	122	134	150	167	183	201	220	136



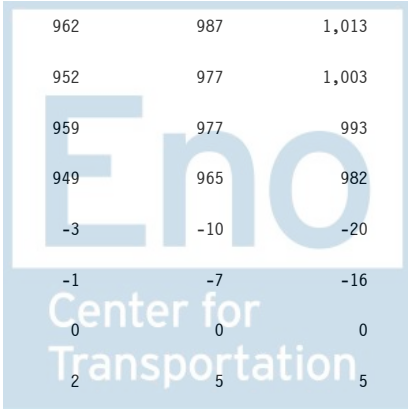
Sorted by FUNC, SFUN, TID, SUB
 (amounts in millions)

		2015	2016	2017	2018	2019	2020	2021	2022	2023	2024	2025
ADMINISTRATION OF JUSTICE (750)												
070 0530 0 1 751 IA01 HS HS 03 0												
Rescission												
Pres 16	BA:	-1	0	0	0	0	0	0	0	0	0	0
Reest	OP:	0	0									
	OT:	0	0	0	0	0	0	0	0	0	0	0
Mar 15	BA:	-1	-1	-1	-1	-1	-1	-1	-1	-1	-1	-1
Base	OP:	0	0									
	OT:	0	0	0	0	0	0	0	0	0	0	0
Orig	BA:	0	0	0	0	0	0	0	0	0	0	0
Pres	OP:	0	0									
	OT:	0	0	0	0	0	0	0	0	0	0	0
Reest -	BA:	0	1	1	1	1	1	1	1	1	1	1
Mar15	OP:	0	0									
	OT:	0	0	0	0	0	0	0	0	0	0	0
Reest -	BA:	-1	0	0	0	0	0	0	0	0	0	0
Orig	OP:	0	0									
	OT:	0	0	0	0	0	0	0	0	0	0	0
070 0530 0 1 751 IA02 HS HS 03 0												
Rescission												
Pres 16	BA:	-1	0	0	0	0	0	0	0	0	0	0
Reest	OP:	0	0									
	OT:	0	0	0	0	0	0	0	0	0	0	0
Mar 15	BA:	-1	-1	-1	-1	-1	-1	-1	-1	-1	-1	-1
Base	OP:	0	0									
	OT:	0	0	0	0	0	0	0	0	0	0	0
Orig	BA:	0	0	0	0	0	0	0	0	0	0	0
Pres	OP:	0	0									
	OT:	0	0	0	0	0	0	0	0	0	0	0
Reest -	BA:	0	1	1	1	1	1	1	1	1	1	1
Mar15	OP:	0	0									
	OT:	0	0	0	0	0	0	0	0	0	0	0
Reest -	BA:	-1	0	0	0	0	0	0	0	0	0	0
Orig	OP:	0	0									
	OT:	0	0	0	0	0	0	0	0	0	0	0




Sorted by FUNC, SFUN, TID, SUB
 (amounts in millions)

		2015	2016	2017	2018	2019	2020	2021	2022	2023	2024	2025
ADMINISTRATION OF JUSTICE (750)												
Account Total for Customs and Border Protection												
Pres 16	BA:	10,231	11,514	11,765	12,050	12,245	12,449	12,754	13,067	13,390	13,720	13,683
Reest	OP:	1,507	1,737									
	OT:	9,864	11,202	11,643	11,962	12,197	12,409	12,694	12,996	13,317	13,646	13,646
Mar 15	BA:	10,231	10,664	11,098	11,454	11,909	12,376	12,852	13,349	13,857	14,378	14,634
Base	OP:	1,507	1,737									
	OT:	9,864	10,468	10,997	11,354	11,794	12,257	12,731	13,224	13,728	14,246	14,527
Orig	BA:	9,905	11,375	11,709	11,984	12,151	12,309	12,563	12,823	13,088	13,357	12,746
Pres	OP:	833	1,343									
	OT:	9,920	11,760	11,691	11,953	12,130	12,289	12,539	12,799	13,063	13,332	12,882
Reest -	BA:	0	850	667	596	336	73	-98	-282	-467	-658	-951
Mar15	OP:	0	0									
	OT:	0	734	646	608	403	152	-37	-228	-411	-600	-881
Reest -	BA:	326	139	56	66	94	140	191	244	302	363	937
Orig	OP:	674	394									
	OT:	-56	-558	-48	9	67	120	155	197	254	314	764
Automation Modernization, Customs and Border Protection												
070 0531 0 1 751 AA01 HS HS 03 0												
Appropriation												
Pres 16	BA:	808	867	886	902	910	920	938	959	977	993	1,016
Reest	OP:	307	323									
	OT:	792	843	878	896	907	916	931	951	970	987	1,007
Mar 15	BA:	808	825	845	867	890	913	937	962	987	1,013	1,039
Base	OP:	307	323									
	OT:	792	818	837	858	881	904	927	952	977	1,003	1,029
Orig	BA:	816	867	886	902	910	920	938	959	977	993	1,016
Pres	OP:	295	350									
	OT:	750	836	870	893	902	915	928	949	965	982	1,001
Reest -	BA:	0	42	41	35	20	7	1	-3	-10	-20	-23
Mar15	OP:	0	0									
	OT:	0	25	41	38	26	12	4	-1	-7	-16	-22
Reest -	BA:	-8	0	0	0	0	0	0	0	0	0	0
Orig	OP:	12	-27									
	OT:	42	7	8	3	5	1	3	2	5	5	6



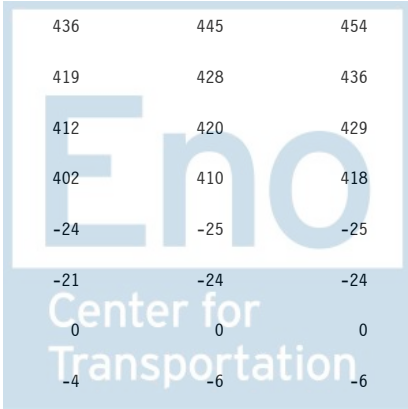
Sorted by FUNC, SFUN, TID, SUB
 (amounts in millions)

		2015	2016	2017	2018	2019	2020	2021	2022	2023	2024	2025
ADMINISTRATION OF JUSTICE (750)												
Construction, Customs and Border Protection												
070 0532 0 1 751 AA01 HS HS 03 0												
Appropriation												
Pres 16	BA:	289	342	349	356	359	363	370	378	385	393	401
Reest	OP:	330	291									
	OT:	388	359	334	342	352	358	362	368	375	382	390
Mar 15	BA:	289	294	300	308	315	322	330	338	346	354	362
Base	OP:	330	291									
	OT:	388	350	310	298	305	312	319	327	335	343	351
Orig	BA:	456	342	349	356	359	363	370	378	385	393	401
Pres	OP:	325	403									
	OT:	462	506	367	350	356	360	364	371	379	386	394
Reest -	BA:	0	48	49	48	44	41	40	40	39	39	39
Mar15	OP:	0	0									
	OT:	0	9	24	44	47	46	43	41	40	39	39
Reest -	BA:	-167	0	0	0	0	0	0	0	0	0	0
Orig	OP:	5	-112									
	OT:	-74	-147	-33	-8	-4	-2	-2	-3	-4	-4	-4
070 0532 0 1 751 IA01 HS HS 03 0												
Rescission												
Pres 16	BA:	-10	0	0	0	0	0	0	0	0	0	0
Reest	OP:	0	-3									
	OT:	-2	-3	-4	-1	0	0	0	0	0	0	0
Mar 15	BA:	-10	-10	-10	-11	-11	-11	-11	-11	-12	-12	-13
Base	OP:	0	-3									
	OT:	-2	-5	-9	-10	-11	-11	-11	-11	-11	-12	-12
Orig	BA:	0	0	0	0	0	0	0	0	0	0	0
Pres	OP:	0	0									
	OT:	0	0	0	0	0	0	0	0	0	0	0
Reest -	BA:	0	10	10	11	11	11	11	11	12	12	13
Mar15	OP:	0	0									
	OT:	0	2	5	9	11	11	11	11	11	12	12
Reest -	BA:	-10	0	0	0	0	0	0	0	0	0	0
Orig	OP:	0	-3									
	OT:	-2	-3	-4	-1	0	0	0	0	0	0	0



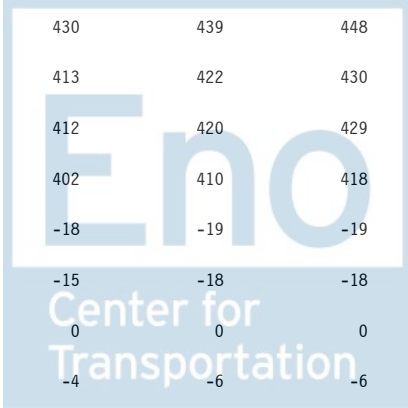
Sorted by FUNC, SFUN, TID, SUB
 (amounts in millions)

		2015	2016	2017	2018	2019	2020	2021	2022	2023	2024	2025
ADMINISTRATION OF JUSTICE (750)												
Account Total for Construction, Customs and Border Protection												
Pres 16	BA:	279	342	349	356	359	363	370	378	385	393	401
Reest	OP:	330	288									
	OT:	386	356	330	341	352	358	362	368	375	382	390
Mar 15	BA:	279	284	290	297	304	311	319	326	334	342	349
Base	OP:	330	288									
	OT:	386	345	301	288	294	301	308	316	323	331	339
Orig	BA:	456	342	349	356	359	363	370	378	385	393	401
Pres	OP:	325	403									
	OT:	462	506	367	350	356	360	364	371	379	386	394
Reest -	BA:	0	58	59	59	55	52	51	52	51	51	52
Mar15	OP:	0	0									
	OT:	0	11	29	53	58	57	54	52	52	51	51
Reest -	BA:	-177	0	0	0	0	0	0	0	0	0	0
Orig	OP:	5	-115									
	OT:	-76	-150	-37	-9	-4	-2	-2	-3	-4	-4	-4
Border Security Fencing, Infrastructure, and Technology												
070 0533 0 1 751 AA02 HS HS 03 0												
Appropriation												
Pres 16	BA:	382	373	380	388	392	396	404	412	420	429	437
Reest	OP:	329	301									
	OT:	386	357	364	377	382	386	392	398	404	412	420
Mar 15	BA:	382	388	395	403	411	419	427	436	445	454	463
Base	OP:	329	301									
	OT:	386	359	369	386	396	403	411	419	428	436	445
Orig	BA:	284	373	380	388	392	396	404	412	420	429	437
Pres	OP:	375	363									
	OT:	418	419	338	378	386	391	396	402	410	418	427
Reest -	BA:	0	-15	-15	-15	-19	-23	-23	-24	-25	-25	-26
Mar15	OP:	0	0									
	OT:	0	-2	-5	-9	-14	-17	-19	-21	-24	-24	-25
Reest -	BA:	98	0	0	0	0	0	0	0	0	0	0
Orig	OP:	-46	-62									
	OT:	-32	-62	26	-1	-4	-5	-4	-4	-6	-6	-7



Sorted by FUNC, SFUN, TID, SUB
 (amounts in millions)

		2015	2016	2017	2018	2019	2020	2021	2022	2023	2024	2025
ADMINISTRATION OF JUSTICE (750)												
070 0533 0 1 751 IA01 HS HS 03 0												
Rescission												
Rescission (Sec. 569)												
Pres 16	BA:	-5	0	0	0	0	0	0	0	0	0	0
Reest	OP:	-27	-2									
	OT:	-30	-2	0	0	0	0	0	0	0	0	0
Mar 15	BA:	-5	-5	-5	-5	-5	-5	-6	-6	-6	-6	-6
Base	OP:	-27	-2									
	OT:	-30	-5	-5	-5	-5	-5	-6	-6	-6	-6	-6
Orig	BA:	0	0	0	0	0	0	0	0	0	0	0
Pres	OP:	0	0									
	OT:	0	0	0	0	0	0	0	0	0	0	0
Reest -	BA:	0	5	5	5	5	5	6	6	6	6	6
Mar15	OP:	0	0									
	OT:	0	3	5	5	5	5	6	6	6	6	6
Reest -	BA:	-5	0	0	0	0	0	0	0	0	0	0
Orig	OP:	-27	-2									
	OT:	-30	-2	0	0	0	0	0	0	0	0	0
Account Total for Border Security Fencing, Infrastructure, and Technology												
Pres 16	BA:	377	373	380	388	392	396	404	412	420	429	437
Reest	OP:	302	299									
	OT:	356	355	364	377	382	386	392	398	404	412	420
Mar 15	BA:	377	383	390	398	406	414	421	430	439	448	457
Base	OP:	302	299						413	422	430	439
	OT:	356	354	364	381	391	398	405				
Orig	BA:	284	373	380	388	392	396	404	412	420	429	437
Pres	OP:	375	363						402	410	418	427
	OT:	418	419	338	378	386	391	396				
Reest -	BA:	0	-10	-10	-10	-14	-18	-17	-18	-19	-19	-20
Mar15	OP:	0	0									
	OT:	0	1	0	-4	-9	-12	-13	-15	-18	-18	-19
Reest -	BA:	93	0	0	0	0	0	0	0	0	0	0
Orig	OP:	-73	-64						0	0	0	0
	OT:	-62	-64	26	-1	-4	-5	-4	-4	-6	-6	-7



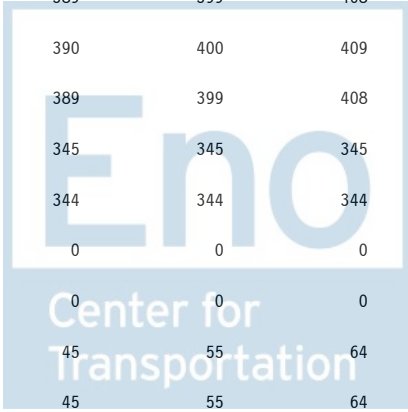
Sorted by FUNC, SFUN, TID, SUB
 (amounts in millions)

		2015	2016	2017	2018	2019	2020	2021	2022	2023	2024	2025
ADMINISTRATION OF JUSTICE (750)												
Immigration and Customs Enforcement												
Immigration and Customs Enforcement												
070 0540 0 1 751 AA04 HS HS 03 0												
Appropriation												
Pres 16	BA:	5,933	5,879	5,999	6,119	6,179	6,241	6,366	6,494	6,623	6,756	6,891
Reest	OP:	1,034	1,116									
	OT:	5,780	5,819	5,980	6,083	6,155	6,223	6,335	6,456	6,584	6,717	6,851
Mar 15	BA:	5,933	6,093	6,271	6,473	6,681	6,896	7,113	7,339	7,569	7,804	8,045
Base	OP:	1,034	1,116									
	OT:	5,780	5,990	6,219	6,415	6,619	6,832	7,048	7,272	7,500	7,734	7,973
Orig	BA:	5,365	5,881	5,999	6,119	6,179	6,241	6,366	6,494	6,623	6,756	6,891
Pres	OP:	1,766	2,013									
	OT:	5,118	5,663	5,954	6,075	6,157	6,216	6,319	6,445	6,574	6,706	6,840
Reest -	BA:	0	-214	-272	-354	-502	-655	-747	-845	-946	-1,048	-1,154
Mar15	OP:	0	0									
	OT:	0	-171	-239	-332	-464	-609	-713	-816	-916	-1,017	-1,122
Reest -	BA:	568	-2	0	0	0	0	0	0	0	0	0
Orig	OP:	-732	-897									
	OT:	662	156	26	8	-2	7	16	11	10	11	11



Sorted by FUNC, SFUN, TID, SUB
 (amounts in millions)

		2015	2016	2017	2018	2019	2020	2021	2022	2023	2024	2025
ADMINISTRATION OF JUSTICE (750)												
070 0540 0 1 751 AA05 HS HS 03												
Appropriation												
Unaccompanied Children Contingency Fund												
Pres 16	BA:	0	8	0	0	0	0	0	0	0	0	0
Reest	OP:	0	0									
	OT:	0	7	1	0	0	0	0	0	0	0	0
Mar 15	BA:	0	0	0	0	0	0	0	0	0	0	0
Base	OP:	0	0									
	OT:	0	0	0	0	0	0	0	0	0	0	0
Orig	BA:	0	0	0	0	0	0	0	0	0	0	0
Pres	OP:	0	0									
	OT:	0	0	0	0	0	0	0	0	0	0	0
Reest -	BA:	0	8	0	0	0	0	0	0	0	0	0
Mar15	OP:	0	0									
	OT:	0	7	1	0	0	0	0	0	0	0	0
Reest -	BA:	0	8	0	0	0	0	0	0	0	0	0
Orig	OP:	0	0									
	OT:	0	7	1	0	0	0	0	0	0	0	0
070 0540 0 1 751 BA02 42 86 10 A												
Federal Fund												
Pres 16	BA:	333	340	348	356	364	373	381	390	400	409	418
Reest	OP:	32	33									
	OT:	332	339	347	355	363	372	380	389	399	408	417
Mar 15	BA:	333	340	348	356	364	373	381	390	400	409	418
Base	OP:	32	33									
	OT:	332	339	347	355	363	372	380	389	399	408	417
Orig	BA:	343	347	345	345	345	345	345	345	345	345	345
Pres	OP:	36	34									
	OT:	369	349	342	344	344	344	344	344	344	344	344
Reest -	BA:	0	0	0	0	0	0	0	0	0	0	0
Mar15	OP:	0	0									
	OT:	0	0	0	0	0	0	0	0	0	0	0
Reest -	BA:	-10	-7	3	11	19	28	36	45	55	64	73
Orig	OP:	-4	-1									
	OT:	-37	-10	5	11	19	28	36	45	55	64	73



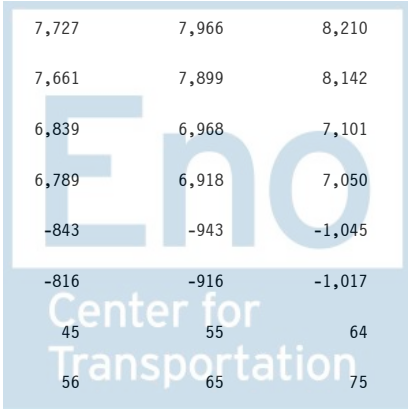
Sorted by FUNC, SFUN, TID, SUB
 (amounts in millions)

		2015	2016	2017	2018	2019	2020	2021	2022	2023	2024	2025
ADMINISTRATION OF JUSTICE (750)												
070 0540 0 1 751 BA60 30 72 10 N SPECTRUM												
Federal Fund												
spectrum												
Pres 16	BA:	141	0	0	0	0	0	0	0	0	0	0
Reest	OP:	0	0									
	OT:	15	104	22	0	0	0	0	0	0	0	0
Mar 15	BA:	141	0	0	0	0	0	0	0	0	0	0
Base	OP:	0	0									
	OT:	15	104	22	0	0	0	0	0	0	0	0
Orig	BA:	0	0	0	0	0	0	0	0	0	0	0
Pres	OP:	0	0									
	OT:	0	0	0	0	0	0	0	0	0	0	0
Reest -	BA:	0	0	0	0	0	0	0	0	0	0	0
Mar15	OP:	0	0									
	OT:	0	0	0	0	0	0	0	0	0	0	0
Reest -	BA:	141	0	0	0	0	0	0	0	0	0	0
Orig	OP:	0	0									
	OT:	15	104	22	0	0	0	0	0	0	0	0
070 0540 0 1 751 BS01 42 86 10 A												
Sequester												
Pres 16	BA:	-25	0	0	0	0	0	0	0	0	0	0
Reest	OP:	-2	-3									
	OT:	-25	-3	0	0	0	0	0	0	0	0	0
Mar 15	BA:	-25	-22	0	0	0	0	0	0	0	0	0
Base	OP:	-2	-3									
	OT:	-25	-23	-2	0	0	0	0	0	0	0	0
Orig	BA:	0	0	0	0	0	0	0	0	0	0	0
Pres	OP:	0	0									
	OT:	0	0	0	0	0	0	0	0	0	0	0
Reest -	BA:	0	22	0	0	0	0	0	0	0	0	0
Mar15	OP:	0	0									
	OT:	0	20	2	0	0	0	0	0	0	0	0
Reest -	BA:	-25	0	0	0	0	0	0	0	0	0	0
Orig	OP:	-2	-3									
	OT:	-25	-3	0	0	0	0	0	0	0	0	0



Sorted by FUNC, SFUN, TID, SUB
 (amounts in millions)

		2015	2016	2017	2018	2019	2020	2021	2022	2023	2024	2025
ADMINISTRATION OF JUSTICE (750)												
070 0540 0 1 751 IA01 HS HS 03 0												
Rescission												
Lapsed Balances												
Pres 16	BA:	-2	0	0	0	0	0	0	0	0	0	0
Reest	OP:	0	0									
	OT:	0	0	0	0	0	0	0	0	0	0	0
Mar 15	BA:	-2	-2	-2	-2	-2	-2	-2	-2	-3	-3	-3
Base	OP:	0	0									
	OT:	0	0	0	0	0	0	0	0	0	0	0
Orig	BA:	0	0	0	0	0	0	0	0	0	0	0
Pres	OP:	0	0									
	OT:	0	0	0	0	0	0	0	0	0	0	0
Reest -	BA:	0	2	2	2	2	2	2	2	3	3	3
Mar15	OP:	0	0									
	OT:	0	0	0	0	0	0	0	0	0	0	0
Reest -	BA:	-2	0	0	0	0	0	0	0	0	0	0
Orig	OP:	0	0									
	OT:	0	0	0	0	0	0	0	0	0	0	0
Account Total for Immigration and Customs Enforcement												
Pres 16	BA:	6,380	6,227	6,347	6,475	6,543	6,614	6,747	6,884	7,023	7,165	7,309
Reest	OP:	1,064	1,146									
	OT:	6,102	6,266	6,350	6,438	6,518	6,595	6,715	6,845	6,983	7,125	7,268
Mar 15	BA:	6,380	6,409	6,617	6,827	7,043	7,267	7,492	7,727	7,966	8,210	8,460
Base	OP:	1,064	1,146									
	OT:	6,102	6,410	6,586	6,770	6,982	7,204	7,428	7,661	7,899	8,142	8,390
Orig	BA:	5,708	6,228	6,344	6,464	6,524	6,586	6,711	6,839	6,968	7,101	7,236
Pres	OP:	1,802	2,047									
	OT:	5,487	6,012	6,296	6,419	6,501	6,560	6,663	6,789	6,918	7,050	7,184
Reest -	BA:	0	-182	-270	-352	-500	-653	-745	-843	-943	-1,045	-1,151
Mar15	OP:	0	0									
	OT:	0	-144	-236	-332	-464	-609	-713	-816	-916	-1,017	-1,122
Reest -	BA:	672	-1	3	11	19	28	36	45	55	64	73
Orig	OP:	-738	-901									
	OT:	615	254	54	19	17	35	52	56	65	75	84




Sorted by FUNC, SFUN, TID, SUB
 (amounts in millions)

		2015	2016	2017	2018	2019	2020	2021	2022	2023	2024	2025
ADMINISTRATION OF JUSTICE (750)												
Automation Modernization, Immigration and Customs Enforcement												
070 0543 0 1 751 AA01 HS HS 03 0												
Appropriation												
Pres 16	BA:	26	74	75	77	78	79	80	82	83	85	87
Reest	OP:	14	10									
	OT:	30	54	75	76	78	79	80	81	83	84	86
Mar 15	BA:	26	26	27	27	28	29	29	30	30	31	32
Base	OP:	14	10									
	OT:	30	26	27	27	28	29	29	30	30	31	32
Orig	BA:	35	74	75	77	78	79	80	82	83	85	87
Pres	OP:	29	18									
	OT:	50	62	67	76	77	78	79	81	82	84	86
Reest -	BA:	0	48	48	50	50	50	51	52	53	54	55
Mar15	OP:	0	0									
	OT:	0	28	48	49	50	50	51	51	53	53	54
Reest -	BA:	-9	0	0	0	0	0	0	0	0	0	0
Orig	OP:	-15	-8									
	OT:	-20	-8	8	0	1	1	1	0	1	0	0




Sorted by FUNC, SFUN, TID, SUB
 (amounts in millions)

		2015	2016	2017	2018	2019	2020	2021	2022	2023	2024	2025
ADMINISTRATION OF JUSTICE (750)												
U.S. Customs and Border Protection												
Air and Marine Interdiction, Operations, Maintenance, and Procur												
070 0544 0 1 751 AA01 HS HS 03 0												
Appropriation												
Pres 16	BA:	750	747	762	777	785	793	808	825	841	858	875
Reest	OP:	242	225									
	OT:	767	748	758	773	783	791	804	820	836	853	870
Mar 15	BA:	750	767	787	809	831	855	879	903	928	954	980
Base	OP:	242	225									
	OT:	767	762	781	802	824	848	872	896	921	946	972
Orig	BA:	805	747	762	777	785	793	808	825	841	858	875
Pres	OP:	468	448									
	OT:	790	747	768	765	777	786	797	811	826	845	861
Reest -	BA:	0	-20	-25	-32	-46	-62	-71	-78	-87	-96	-105
Mar15	OP:	0	0									
	OT:	0	-14	-23	-29	-41	-57	-68	-76	-85	-93	-102
Reest -	BA:	-55	0	0	0	0	0	0	0	0	0	0
Orig	OP:	-226	-223									
	OT:	-23	1	-10	8	6	5	7	9	10	8	9
070 0544 0 1 751 IA01 HS HS 03 0												
Rescission												
Pres 16	BA:	-8	0	0	0	0	0	0	0	0	0	0
Reest	OP:	0	-2									
	OT:	-6	-2	0	0	0	0	0	0	0	0	0
Mar 15	BA:	-8	-8	-8	-9	-9	-9	-9	-10	-10	-10	-10
Base	OP:	0	-2									
	OT:	-6	-8	-8	-9	-9	-9	-9	-10	-10	-10	-10
Orig	BA:	0	0	0	0	0	0	0	0	0	0	0
Pres	OP:	0	0									
	OT:	0	0	0	0	0	0	0	0	0	0	0
Reest -	BA:	0	8	8	9	9	9	9	10	10	10	10
Mar15	OP:	0	0									
	OT:	0	6	8	9	9	9	9	10	10	10	10
Reest -	BA:	-8	0	0	0	0	0	0	0	0	0	0
Orig	OP:	0	-2									
	OT:	-6	-2	0	0	0	0	0	0	0	0	0




Sorted by FUNC, SFUN, TID, SUB
 (amounts in millions)

		2015	2016	2017	2018	2019	2020	2021	2022	2023	2024	2025
ADMINISTRATION OF JUSTICE (750)												
Account Total for Air and Marine Interdiction, Operations, Maintenance, and Procur												
Pres 16	BA:	742	747	762	777	785	793	808	825	841	858	875
Reest	OP:	242	223									
	OT:	761	746	758	773	783	791	804	820	836	853	870
Mar 15	BA:	742	759	779	800	822	846	870	893	918	944	970
Base	OP:	242	223									
	OT:	761	754	773	793	815	839	863	886	911	936	962
Orig	BA:	805	747	762	777	785	793	808	825	841	858	875
Pres	OP:	468	448									
	OT:	790	747	768	765	777	786	797	811	826	845	861
Reest -	BA:	0	-12	-17	-23	-37	-53	-62	-68	-77	-86	-95
Mar15	OP:	0	0									
	OT:	0	-8	-15	-20	-32	-48	-59	-66	-75	-83	-92
Reest -	BA:	-63	0	0	0	0	0	0	0	0	0	0
Orig	OP:	-226	-225									
	OT:	-29	-1	-10	8	6	5	7	9	10	8	9
Immigration and Customs Enforcement												
Construction												
070 0545 0 1 751 AA01 HS HS 03 0												
Appropriation												
Pres 16	BA:	0	5	5	5	5	5	5	6	6	6	6
Reest	OP:	2	2									
	OT:	2	3	4	4	4	5	5	5	5	6	6
Mar 15	BA:	0	0	0	0	0	0	0	0	0	0	0
Base	OP:	2	2									
	OT:	2	2	2	1	0	0	0	0	0	0	0
Orig	BA:	5	5	5	5	5	5	5	6	6	6	6
Pres	OP:	0	6									
	OT:	0	6	8	8	9	10	11	13	13	14	6
Reest -	BA:	0	5	5	5	5	5	5	6	6	6	6
Mar15	OP:	0	0									
	OT:	0	1	2	3	4	5	5	5	5	6	6
Reest -	BA:	-5	0	0	0	0	0	0	0	0	0	0
Orig	OP:	2	-4									
	OT:	2	-3	-4	-4	-5	-5	-6	-8	-8	-8	0



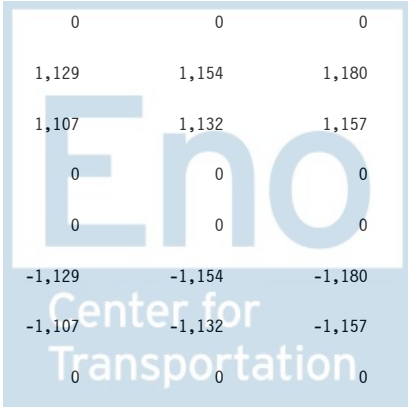
Sorted by FUNC, SFUN, TID, SUB
 (amounts in millions)

		2015	2016	2017	2018	2019	2020	2021	2022	2023	2024	2025
ADMINISTRATION OF JUSTICE (750)												
070 0545 0 1 751 IA01 HS HS 03 0												
Rescission												
Pres 16	BA:	0	0	0	0	0	0	0	0	0	0	0
Reest	OP:	-3	-1									
	OT:	-3	-1	0	0	0	0	0	0	0	0	0
Mar 15	BA:	0	0	0	0	0	0	0	0	0	0	0
Base	OP:	-3	-1									
	OT:	-3	-1	0	0	0	0	0	0	0	0	0
Orig	BA:	0	0	0	0	0	0	0	0	0	0	0
Pres	OP:	0	0									
	OT:	0	0	0	0	0	0	0	0	0	0	0
Reest -	BA:	0	0	0	0	0	0	0	0	0	0	0
Mar15	OP:	0	0									
	OT:	0	0	0	0	0	0	0	0	0	0	0
Reest -	BA:	0	0	0	0	0	0	0	0	0	0	0
Orig	OP:	-3	-1									
	OT:	-3	-1	0	0	0	0	0	0	0	0	0
Account Total for Construction												
Pres 16	BA:	0	5	5	5	5	5	5	6	6	6	6
Reest	OP:	-1	1									
	OT:	-1	2	4	4	4	5	5	5	5	6	6
Mar 15	BA:	0	0	0	0	0	0	0	0	0	0	0
Base	OP:	-1	1									
	OT:	-1	1	2	1	0	0	0	0	0	0	0
Orig	BA:	5	5	5	5	5	5	5	6	6	6	6
Pres	OP:	0	6						13	13	14	6
	OT:	0	6	8	8	9	10	11	6	6	6	6
Reest -	BA:	0	5	5	5	5	5	5	6	6	6	6
Mar15	OP:	0	0						6	6	6	6
	OT:	0	1	2	3	4	5	5	5	5	6	6
Reest -	BA:	-5	0	0	0	0	0	0	0	0	0	0
Orig	OP:	-1	-5						0	0	0	0
	OT:	-1	-4	-4	-4	-5	-5	-6	-8	-8	-8	0




Sorted by FUNC, SFUN, TID, SUB
 (amounts in millions)

		2015	2016	2017	2018	2019	2020	2021	2022	2023	2024	2025
ADMINISTRATION OF JUSTICE (750)												
Science and Technology												
Research, development, acquisitions and operations												
070 0800 0 1 751 AA01 HS HS 03 0												
Appropriation												
Pres 16	BA:	130	132	796	810	819	826	843	860	878	896	913
Reest	OP:	2	13									
	OT:	119	132	730	809	818	825	841	858	876	894	911
Mar 15	BA:	130	132	135	138	141	144	147	151	154	157	161
Base	OP:	2	13									
	OT:	119	132	135	138	141	144	147	151	154	157	161
Orig	BA:	1,219	779	796	810	819	826	843	860	878	896	913
Pres	OP:	508	721									
	OT:	702	868	1,200	988	864	815	826	842	856	874	891
Reest -	BA:	0	0	661	672	678	682	696	709	724	739	752
Mar15	OP:	0	0									
	OT:	0	0	595	671	677	681	694	707	722	737	750
Reest -	BA:	-1,089	-647	0	0	0	0	0	0	0	0	0
Orig	OP:	-506	-708									
	OT:	-583	-736	-470	-179	-46	10	15	16	20	20	20
070 0800 0 1 751 AA02 HS HS 03 0												
Appropriation												
Pres 16	BA:	974	647	0	0	0	0	0	0	0	0	0
Reest	OP:	209	402									
	OT:	618	674	480	207	0	0	0	0	0	0	0
Mar 15	BA:	974	991	1,010	1,033	1,056	1,080	1,104	1,129	1,154	1,180	1,206
Base	OP:	209	402									
	OT:	618	818	994	1,014	1,035	1,059	1,082	1,107	1,132	1,157	1,183
Orig	BA:	0	0	0	0	0	0	0	0	0	0	0
Pres	OP:	0	0									
	OT:	0	0	0	0	0	0	0	0	0	0	0
Reest -	BA:	0	-344	-1,010	-1,033	-1,056	-1,080	-1,104	-1,129	-1,154	-1,180	-1,206
Mar15	OP:	0	0									
	OT:	0	-144	-514	-807	-1,035	-1,059	-1,082	-1,107	-1,132	-1,157	-1,183
Reest -	BA:	974	647	0	0	0	0	0	0	0	0	0
Orig	OP:	209	402									
	OT:	618	674	480	207	0	0	0	0	0	0	0



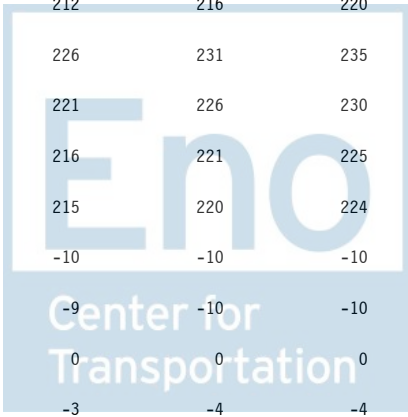
Sorted by FUNC, SFUN, TID, SUB
 (amounts in millions)

		2015	2016	2017	2018	2019	2020	2021	2022	2023	2024	2025
ADMINISTRATION OF JUSTICE (750)												
070 0800 0 1 751 IA01 HS HS 03 0												
Rescission												
Pres 16	BA:	-17	0	0	0	0	0	0	0	0	0	0
Reest	OP:	0	-4									
	OT:	-7	-4	-5	0	0	0	0	0	0	0	0
Mar 15	BA:	-17	-17	-18	-18	-18	-19	-19	-20	-20	-21	-21
Base	OP:	0	-4									
	OT:	-7	-11	-17	-18	-18	-18	-19	-19	-20	-20	-21
Orig	BA:	0	0	0	0	0	0	0	0	0	0	0
Pres	OP:	0	0									
	OT:	0	0	0	0	0	0	0	0	0	0	0
Reest -	BA:	0	17	18	18	18	19	19	20	20	21	21
Mar15	OP:	0	0									
	OT:	0	7	12	18	18	18	19	19	20	20	21
Reest -	BA:	-17	0	0	0	0	0	0	0	0	0	0
Orig	OP:	0	-4									
	OT:	-7	-4	-5	0	0	0	0	0	0	0	0
070 0800 0 1 751 IA02 HS HS 03 0												
Rescission												
Pres 16	BA:	-1	0	0	0	0	0	0	0	0	0	0
Reest	OP:	0	0									
	OT:	0	0	0	0	0	0	0	0	0	0	0
Mar 15	BA:	-1	-1	-1	-1	-1	-1	-1	-1	-1	-1	-1
Base	OP:	0	0									
	OT:	0	0	0	0	0	0	0	0	0	0	0
Orig	BA:	0	0	0	0	0	0	0	0	0	0	0
Pres	OP:	0	0									
	OT:	0	0	0	0	0	0	0	0	0	0	0
Reest -	BA:	0	1	1	1	1	1	1	1	1	1	1
Mar15	OP:	0	0									
	OT:	0	0	0	0	0	0	0	0	0	0	0
Reest -	BA:	-1	0	0	0	0	0	0	0	0	0	0
Orig	OP:	0	0									
	OT:	0	0	0	0	0	0	0	0	0	0	0



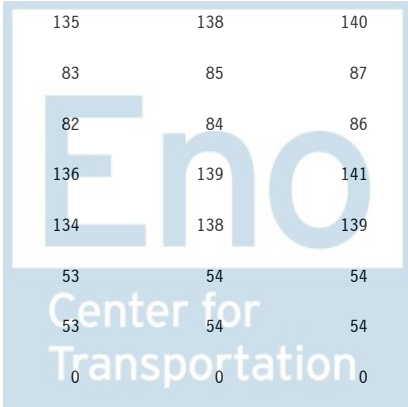
Sorted by FUNC, SFUN, TID, SUB
 (amounts in millions)

		2015	2016	2017	2018	2019	2020	2021	2022	2023	2024	2025
ADMINISTRATION OF JUSTICE (750)												
Account Total for Research, development, acquisitions and operations												
Pres 16	BA:	1,086	779	796	810	819	826	843	860	878	896	913
Reest	OP:	211	411									
	OT:	730	802	1,205	1,016	818	825	841	858	876	894	911
Mar 15	BA:	1,086	1,105	1,126	1,152	1,178	1,204	1,231	1,259	1,287	1,315	1,345
Base	OP:	211	411									
	OT:	730	939	1,112	1,134	1,158	1,185	1,210	1,239	1,266	1,294	1,323
Orig	BA:	1,219	779	796	810	819	826	843	860	878	896	913
Pres	OP:	508	721									
	OT:	702	868	1,200	988	864	815	826	842	856	874	891
Reest -	BA:	0	-326	-330	-342	-359	-378	-388	-399	-409	-419	-432
Mar15	OP:	0	0									
	OT:	0	-137	93	-118	-340	-360	-369	-381	-390	-400	-412
Reest -	BA:	-133	0	0	0	0	0	0	0	0	0	0
Orig	OP:	-297	-310									
	OT:	28	-66	5	28	-46	10	15	16	20	20	20
Domestic Nuclear Detection Office Research, Development, and Operations 070 0860 0 1 751 AA02 HS HS 03 0 Appropriation												
Pres 16	BA:	198	196	200	204	206	208	212	216	221	225	230
Reest	OP:	149	141									
	OT:	208	200	198	200	203	206	208	212	216	220	225
Mar 15	BA:	198	201	205	209	213	217	222	226	231	235	240
Base	OP:	149	141									
	OT:	208	201	201	205	209	213	217	221	226	230	235
Orig	BA:	205	196	200	204	206	208	212	216	221	225	230
Pres	OP:	126	106									
	OT:	270	243	243	203	205	208	210	215	220	224	229
Reest -	BA:	0	-5	-5	-5	-7	-9	-10	-10	-10	-10	-10
Mar15	OP:	0	0									
	OT:	0	-1	-3	-5	-6	-7	-9	-9	-10	-10	-10
Reest -	BA:	-7	0	0	0	0	0	0	0	0	0	0
Orig	OP:	23	35									
	OT:	-62	-43	-45	-3	-2	-2	-2	-3	-4	-4	-4



Sorted by FUNC, SFUN, TID, SUB
 (amounts in millions)

		2015	2016	2017	2018	2019	2020	2021	2022	2023	2024	2025
ADMINISTRATION OF JUSTICE (750)												
Management and administration												
070 0861 0 1 751 AA01 HS HS 03 0												
Appropriation												
Pres 16	BA:	37	38	39	40	40	40	41	42	43	44	45
Reest	OP:	4	4									
	OT:	37	38	39	40	40	40	41	42	43	44	45
Mar 15	BA:	37	38	39	40	42	43	45	46	48	49	51
Base	OP:	4	4									
	OT:	37	38	39	40	42	43	45	46	48	49	51
Orig	BA:	37	38	39	40	40	40	41	42	43	44	45
Pres	OP:	13	9									
	OT:	41	37	39	40	40	40	41	42	42	44	45
Reest -	BA:	0	0	0	0	-2	-3	-4	-4	-5	-5	-6
Mar15	OP:	0	0									
	OT:	0	0	0	0	-2	-3	-4	-4	-5	-5	-6
Reest -	BA:	0	0	0	0	0	0	0	0	0	0	0
Orig	OP:	-9	-5									
	OT:	-4	1	0	0	0	0	0	0	1	0	0
Systems acquisition												
070 0862 0 1 751 AA01 HS HS 03 0												
Appropriation												
Pres 16	BA:	73	123	125	128	129	131	133	136	139	141	144
Reest	OP:	19	26									
	OT:	63	100	119	127	128	130	132	135	138	140	143
Mar 15	BA:	73	74	75	77	78	80	82	83	85	87	89
Base	OP:	19	26									
	OT:	63	70	75	76	77	79	81	82	84	86	88
Orig	BA:	43	123	125	128	129	131	133	136	139	141	144
Pres	OP:	114	41									
	OT:	131	90	124	126	129	129	132	134	138	139	143
Reest -	BA:	0	49	50	51	51	51	51	53	54	54	55
Mar15	OP:	0	0									
	OT:	0	30	44	51	51	51	51	53	54	54	55
Reest -	BA:	30	0	0	0	0	0	0	0	0	0	0
Orig	OP:	-95	-15									
	OT:	-68	10	-5	1	-1	1	0	1	0	1	0



Sorted by FUNC, SFUN, TID, SUB
 (amounts in millions)

		2015	2016	2017	2018	2019	2020	2021	2022	2023	2024	2025
ADMINISTRATION OF JUSTICE (750)												
Departmental Management and Operations												
Working Capital Fund												
070 4640 0 4 751 AA01 HS HS 03												
Appropriation												
Pres 16	BA:	0	0	0	0	-1	1	0	0	0	-1	0
Reest	OP:	0	0									
	OT:	0	0	0	0	0	0	0	0	0	0	0
Mar 15	BA:	0	0	0	0	0	0	0	0	0	0	0
Base	OP:	0	0									
	OT:	0	0	0	0	0	0	0	0	0	0	0
Orig	BA:	0	0	0	0	-1	1	0	0	0	-1	0
Pres	OP:	366	258									
	OT:	130	3	2	1	5	5	2	3	2	2	3
Reest -	BA:	0	0	0	0	-1	1	0	0	0	-1	0
Mar15	OP:	0	0									
	OT:	0	0	0	0	0	0	0	0	0	0	0
Reest -	BA:	0	0	0	0	0	0	0	0	0	0	0
Orig	OP:	-366	-258									
	OT:	-130	-3	-2	-1	-5	-5	-2	-3	-2	-2	-3



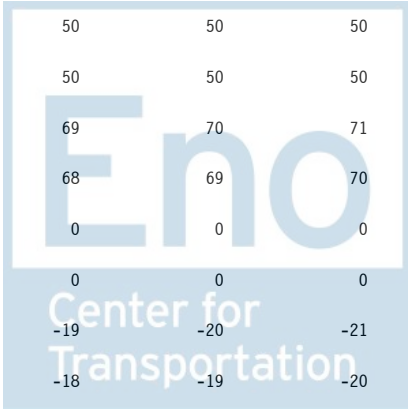
Sorted by FUNC, SFUN, TID, SUB
 (amounts in millions)

		2015	2016	2017	2018	2019	2020	2021	2022	2023	2024	2025
ADMINISTRATION OF JUSTICE (750)												
U.S. Customs and Border Protection												
International Registered Traveler												
070 5543 0 2 751 AA01 HS HS 03 0												
Appropriation												
Pres 16	BA:	91	92	94	96	97	98	99	102	103	106	108
Reest	OP:	0	0									
	OT:	91	92	94	96	97	98	99	102	103	106	108
Mar 15	BA:	91	93	95	97	100	102	105	107	110	113	115
Base	OP:	0	0									
	OT:	91	93	95	97	100	102	105	107	110	113	115
Orig	BA:	91	92	94	96	97	98	99	102	103	106	108
Pres	OP:	30	32									
	OT:	76	79	94	95	96	97	98	100	102	104	106
Reest -	BA:	0	-1	-1	-1	-3	-4	-6	-5	-7	-7	-7
Mar15	OP:	0	0									
	OT:	0	-1	-1	-1	-3	-4	-6	-5	-7	-7	-7
Reest -	BA:	0	0	0	0	0	0	0	0	0	0	0
Orig	OP:	-30	-32									
	OT:	15	13	0	1	1	1	1	2	1	2	2
070 5543 0 2 751 AA03 HS HS 03 0												
Appropriation												
Pres 16	BA:	-91	-92	-95	-99	-102	-105	-107	-109	-112	-114	-117
Reest	OP:	0	0									
	OT:	-91	-92	-95	-99	-102	-105	-107	-109	-112	-114	-117
Mar 15	BA:	-91	-93	-95	-97	-100	-102	-105	-107	-110	-113	-115
Base	OP:	0	0									
	OT:	-91	-93	-95	-97	-100	-102	-105	-107	-110	-113	-115
Orig	BA:	-91	-92	-95	-99	-102	-105	-107	-109	-112	-114	-117
Pres	OP:	0	0									
	OT:	-91	-92	-95	-99	-102	-105	-107	-109	-112	-114	-117
Reest -	BA:	0	1	0	-2	-2	-3	-2	-2	-2	-1	-2
Mar15	OP:	0	0									
	OT:	0	1	0	-2	-2	-3	-2	-2	-2	-1	-2
Reest -	BA:	0	0	0	0	0	0	0	0	0	0	0
Orig	OP:	0	0									
	OT:	0	0	0	0	0	0	0	0	0	0	0




Sorted by FUNC, SFUN, TID, SUB
 (amounts in millions)

		2015	2016	2017	2018	2019	2020	2021	2022	2023	2024	2025
ADMINISTRATION OF JUSTICE (750)												
Account Total for International Registered Traveler												
Pres 16	BA:	0	0	-1	-3	-5	-7	-8	-7	-9	-8	-9
Reest	OP:	0	0									
	OT:	0	0	-1	-3	-5	-7	-8	-7	-9	-8	-9
Mar 15	BA:	0	0	0	0	0	0	0	0	0	0	0
Base	OP:	0	0									
	OT:	0	0	0	0	0	0	0	0	0	0	0
Orig	BA:	0	0	-1	-3	-5	-7	-8	-7	-9	-8	-9
Pres	OP:	30	32									
	OT:	-15	-13	-1	-4	-6	-8	-9	-9	-10	-10	-11
Reest -	BA:	0	0	-1	-3	-5	-7	-8	-7	-9	-8	-9
Mar15	OP:	0	0									
	OT:	0	0	-1	-3	-5	-7	-8	-7	-9	-8	-9
Reest -	BA:	0	0	0	0	0	0	0	0	0	0	0
Orig	OP:	-30	-32									
	OT:	15	13	0	1	1	1	1	2	1	2	2
Electronic System for Travel Authorization (ESTA)												
070 5595 0 2 751 BA01 33 82 10 A												
Federal Fund												
Pres 16	BA:	50	50	50	50	50	50	50	50	50	50	50
Reest	OP:	5	5									
	OT:	50	50	50	50	50	50	50	50	50	50	50
Mar 15	BA:	50	50	50	50	50	50	50	50	50	50	50
Base	OP:	5	5									
	OT:	50	50	50	50	50	50	50	50	50	50	50
Orig	BA:	55	61	60	62	64	66	67	69	70	71	74
Pres	OP:	15	30									
	OT:	47	63	60	61	63	65	67	68	69	70	73
Reest -	BA:	0	0	0	0	0	0	0	0	0	0	0
Mar15	OP:	0	0									
	OT:	0	0	0	0	0	0	0	0	0	0	0
Reest -	BA:	-5	-11	-10	-12	-14	-16	-17	-19	-20	-21	-24
Orig	OP:	-10	-25									
	OT:	3	-13	-10	-11	-13	-15	-17	-18	-19	-20	-23




Sorted by FUNC, SFUN, TID, SUB
 (amounts in millions)

		2015	2016	2017	2018	2019	2020	2021	2022	2023	2024	2025
ADMINISTRATION OF JUSTICE (750)												
070 5595 0 2 751 BS01 33 82 10 A												
Sequester												
Pres 16	BA:	-4	0	0	0	0	0	0	0	0	0	0
Reest	OP:	0	0									
	OT:	-4	0	0	0	0	0	0	0	0	0	0
Mar 15	BA:	-4	-3	0	0	0	0	0	0	0	0	0
Base	OP:	0	0									
	OT:	-4	-3	0	0	0	0	0	0	0	0	0
Orig	BA:	0	0	0	0	0	0	0	0	0	0	0
Pres	OP:	0	0									
	OT:	0	0	0	0	0	0	0	0	0	0	0
Reest -	BA:	0	3	0	0	0	0	0	0	0	0	0
Mar15	OP:	0	0									
	OT:	0	3	0	0	0	0	0	0	0	0	0
Reest -	BA:	-4	0	0	0	0	0	0	0	0	0	0
Orig	OP:	0	0									
	OT:	-4	0	0	0	0	0	0	0	0	0	0
070 5595 0 2 751 BS20 33 82 10 A												
Sequester												
Pop up												
Pres 16	BA:	4	4	0	0	0	0	0	0	0	0	0
Reest	OP:	0	0									
	OT:	4	4	0	0	0	0	0	0	0	0	0
Mar 15	BA:	4	4	3	0	0	0	0	0	0	0	0
Base	OP:	0	0									
	OT:	4	4	3	0	0	0	0	0	0	0	0
Orig	BA:	0	0	0	0	0	0	0	0	0	0	0
Pres	OP:	0	0									
	OT:	0	0	0	0	0	0	0	0	0	0	0
Reest -	BA:	0	0	-3	0	0	0	0	0	0	0	0
Mar15	OP:	0	0									
	OT:	0	0	-3	0	0	0	0	0	0	0	0
Reest -	BA:	4	4	0	0	0	0	0	0	0	0	0
Orig	OP:	0	0									
	OT:	4	4	0	0	0	0	0	0	0	0	0



Sorted by FUNC, SFUN, TID, SUB
 (amounts in millions)

		2015	2016	2017	2018	2019	2020	2021	2022	2023	2024	2025
ADMINISTRATION OF JUSTICE (750)												
Account Total for Electronic System for Travel Authorization (ESTA)												
Pres 16	BA:	50	54	50	50	50	50	50	50	50	50	50
Reest	OP:	5	5									
	OT:	50	54	50	50	50	50	50	50	50	50	50
Mar 15	BA:	50	51	53	50	50	50	50	50	50	50	50
Base	OP:	5	5									
	OT:	50	51	53	50	50	50	50	50	50	50	50
Orig	BA:	55	61	60	62	64	66	67	69	70	71	74
Pres	OP:	15	30									
	OT:	47	63	60	61	63	65	67	68	69	70	73
Reest -	BA:	0	3	-3	0	0	0	0	0	0	0	0
Mar15	OP:	0	0									
	OT:	0	3	-3	0	0	0	0	0	0	0	0
Reest -	BA:	-5	-7	-10	-12	-14	-16	-17	-19	-20	-21	-24
Orig	OP:	-10	-25									
	OT:	3	-9	-10	-11	-13	-15	-17	-18	-19	-20	-23
U.S. Customs Refunds, Transfers and Expenses, Unclaimed and Aban												
070 8789 0 7 751 BB01 58 78 10 N												
Trust Fund												
Pres 16	BA:	5	5	5	5	5	5	5	5	5	5	5
Reest	OP:	0	0									
	OT:	5	5	5	5	5	5	5	5	5	5	5
Mar 15	BA:	5	5	5	5	5	5	5	5	5	5	5
Base	OP:	0	0									
	OT:	5	5	5	5	5	5	5	5	5	5	5
Orig	BA:	4	4	4	5	5	5	5	6	6	6	6
Pres	OP:	0	0						6	6	6	6
	OT:	4	4	4	5	5	5	5	6	6	6	6
Reest -	BA:	0	0	0	0	0	0	0	0	0	0	0
Mar15	OP:	0	0						0	0	0	0
	OT:	0	0	0	0	0	0	0	0	0	0	0
Reest -	BA:	1	1	1	0	0	0	0	-1	-1	-1	-1
Orig	OP:	0	0						-1	-1	-1	-1
	OT:	1	1	1	0	0	0	0	-1	-1	-1	-1



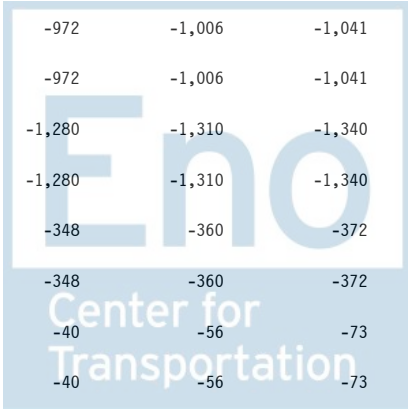
Sorted by FUNC, SFUN, TID, SUB
 (amounts in millions)

		2015	2016	2017	2018	2019	2020	2021	2022	2023	2024	2025
ADMINISTRATION OF JUSTICE (750)												
Department of Homeland Security												
Immigration user fee												
070 9990 8 1 751 CB01 XX XX 20 N												
Offsetting Receipts												
Pres 16	BA:	-764	-791	-818	-847	-877	-907	-939	-972	-1,006	-1,041	-1,077
Reest	OP:	0	0									
	OT:	-764	-791	-818	-847	-877	-907	-939	-972	-1,006	-1,041	-1,077
Mar 15	BA:	-764	-791	-818	-847	-877	-907	-939	-972	-1,006	-1,041	-1,077
Base	OP:	0	0									
	OT:	-764	-791	-818	-847	-877	-907	-939	-972	-1,006	-1,041	-1,077
Orig	BA:	-763	-790	-821	-852	-880	-901	-922	-943	-965	-987	-1,010
Pres	OP:	0	0									
	OT:	-763	-790	-821	-852	-880	-901	-922	-943	-965	-987	-1,010
Reest -	BA:	0	0	0	0	0	0	0	0	0	0	0
Mar15	OP:	0	0									
	OT:	0	0	0	0	0	0	0	0	0	0	0
Reest -	BA:	-1	-1	3	5	3	-6	-17	-29	-41	-54	-67
Orig	OP:	0	0									
	OT:	-1	-1	3	5	3	-6	-17	-29	-41	-54	-67



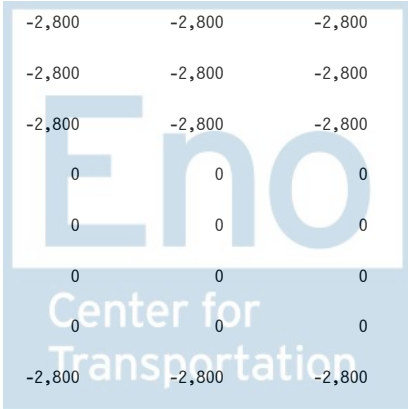
Sorted by FUNC, SFUN, TID, SUB
 (amounts in millions)

		2015	2016	2017	2018	2019	2020	2021	2022	2023	2024	2025
ADMINISTRATION OF JUSTICE (750)												
070 9990 8 1 751 EA01 42 86 20												
Proposed Legislation												
Increase imm user fee and lift fee limitation												
Pres 16	BA:	0	-214	-295	-305	-315	-326	-337	-348	-360	-372	-385
Reest	OP:	0	0									
	OT:	0	-214	-295	-305	-315	-326	-337	-348	-360	-372	-385
Mar 15	BA:	0	0	0	0	0	0	0	0	0	0	0
Base	OP:	0	0									
	OT:	0	0	0	0	0	0	0	0	0	0	0
Orig	BA:	0	-214	-296	-307	-314	-322	-329	-337	-345	-353	-361
Pres	OP:	0	0									
	OT:	0	-214	-296	-307	-314	-322	-329	-337	-345	-353	-361
Reest -	BA:	0	-214	-295	-305	-315	-326	-337	-348	-360	-372	-385
Mar15	OP:	0	0									
	OT:	0	-214	-295	-305	-315	-326	-337	-348	-360	-372	-385
Reest -	BA:	0	0	1	2	-1	-4	-8	-11	-15	-19	-24
Orig	OP:	0	0									
	OT:	0	0	1	2	-1	-4	-8	-11	-15	-19	-24
Account Total for Immigration user fee												
Pres 16	BA:	-764	-1,005	-1,113	-1,152	-1,192	-1,233	-1,276	-1,320	-1,366	-1,413	-1,462
Reest	OP:	0	0									
	OT:	-764	-1,005	-1,113	-1,152	-1,192	-1,233	-1,276	-1,320	-1,366	-1,413	-1,462
Mar 15	BA:	-764	-791	-818	-847	-877	-907	-939	-972	-1,006	-1,041	-1,077
Base	OP:	0	0									
	OT:	-764	-791	-818	-847	-877	-907	-939	-972	-1,006	-1,041	-1,077
Orig	BA:	-763	-1,004	-1,117	-1,159	-1,194	-1,223	-1,251	-1,280	-1,310	-1,340	-1,371
Pres	OP:	0	0									
	OT:	-763	-1,004	-1,117	-1,159	-1,194	-1,223	-1,251	-1,280	-1,310	-1,340	-1,371
Reest -	BA:	0	-214	-295	-305	-315	-326	-337	-348	-360	-372	-385
Mar15	OP:	0	0									
	OT:	0	-214	-295	-305	-315	-326	-337	-348	-360	-372	-385
Reest -	BA:	-1	-1	4	7	2	-10	-25	-40	-56	-73	-91
Orig	OP:	0	0									
	OT:	-1	-1	4	7	2	-10	-25	-40	-56	-73	-91



Sorted by FUNC, SFUN, TID, SUB
 (amounts in millions)

		2015	2016	2017	2018	2019	2020	2021	2022	2023	2024	2025
ADMINISTRATION OF JUSTICE (750)												
Immigration examinations fee												
070 9991 8 1 751 CB01 XX XX 20 A												
Offsetting Receipts												
President's Executive Action on Immigration (Nov 2014)												
Pres 16	BA:	-207	-601	-98	-103	-148	-121	-57	-67	-56	-31	-20
Reest	OP:	0	0									
	OT:	-207	-601	-98	-103	-148	-121	-57	-67	-56	-31	-20
Mar 15	BA:	-207	-601	-98	-103	-148	-121	-57	-67	-56	-31	-20
Base	OP:	0	0									
	OT:	-207	-601	-98	-103	-148	-121	-57	-67	-56	-31	-20
Orig	BA:	-3,581	-3,814	-3,926	-3,995	-4,063	-4,143	-4,224	-4,308	-4,392	-4,479	-4,567
Pres	OP:	0	0									
	OT:	-3,581	-3,814	-3,926	-3,995	-4,063	-4,143	-4,224	-4,308	-4,392	-4,479	-4,567
Reest -	BA:	0	0	0	0	0	0	0	0	0	0	0
Mar15	OP:	0	0									
	OT:	0	0	0	0	0	0	0	0	0	0	0
Reest -	BA:	3,374	3,213	3,828	3,892	3,915	4,022	4,167	4,241	4,336	4,448	4,547
Orig	OP:	0	0									
	OT:	3,374	3,213	3,828	3,892	3,915	4,022	4,167	4,241	4,336	4,448	4,547
070 9991 8 1 751 CB02 XX XX 20 N												
Offsetting Receipts												
Pres 16	BA:	-2,800	-2,800	-2,800	-2,800	-2,800	-2,800	-2,800	-2,800	-2,800	-2,800	-2,800
Reest	OP:	0	0									
	OT:	-2,800	-2,800	-2,800	-2,800	-2,800	-2,800	-2,800	-2,800	-2,800	-2,800	-2,800
Mar 15	BA:	-2,800	-2,800	-2,800	-2,800	-2,800	-2,800	-2,800	-2,800	-2,800	-2,800	-2,800
Base	OP:	0	0									
	OT:	-2,800	-2,800	-2,800	-2,800	-2,800	-2,800	-2,800	-2,800	-2,800	-2,800	-2,800
Orig	BA:	0	0	0	0	0	0	0	0	0	0	0
Pres	OP:	0	0									
	OT:	0	0	0	0	0	0	0	0	0	0	0
Reest -	BA:	0	0	0	0	0	0	0	0	0	0	0
Mar15	OP:	0	0									
	OT:	0	0	0	0	0	0	0	0	0	0	0
Reest -	BA:	-2,800	-2,800	-2,800	-2,800	-2,800	-2,800	-2,800	-2,800	-2,800	-2,800	-2,800
Orig	OP:	0	0									
	OT:	-2,800	-2,800	-2,800	-2,800	-2,800	-2,800	-2,800	-2,800	-2,800	-2,800	-2,800



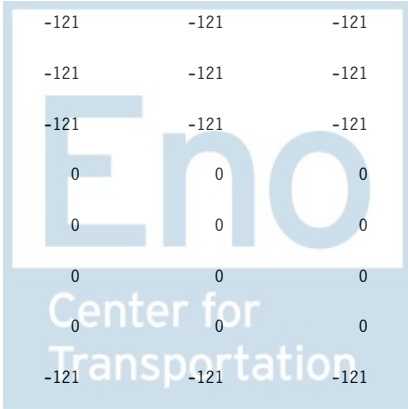
Sorted by FUNC, SFUN, TID, SUB
 (amounts in millions)

		2015	2016	2017	2018	2019	2020	2021	2022	2023	2024	2025
ADMINISTRATION OF JUSTICE (750)												
070 9991 8 1 751 CB03 XX XX 20 N												
Offsetting Receipts												
H-2B fraud fee												
Pres 16	BA:	-5	-5	-5	-5	-5	-5	-5	-5	-5	-5	-5
Reest	OP:	0	0									
	OT:	-5	-5	-5	-5	-5	-5	-5	-5	-5	-5	-5
Mar 15	BA:	-5	-5	-5	-5	-5	-5	-5	-5	-5	-5	-5
Base	OP:	0	0									
	OT:	-5	-5	-5	-5	-5	-5	-5	-5	-5	-5	-5
Orig	BA:	0	0	0	0	0	0	0	0	0	0	0
Pres	OP:	0	0									
	OT:	0	0	0	0	0	0	0	0	0	0	0
Reest -	BA:	0	0	0	0	0	0	0	0	0	0	0
Mar15	OP:	0	0									
	OT:	0	0	0	0	0	0	0	0	0	0	0
Reest -	BA:	-5	-5	-5	-5	-5	-5	-5	-5	-5	-5	-5
Orig	OP:	0	0									
	OT:	-5	-5	-5	-5	-5	-5	-5	-5	-5	-5	-5
Account Total for Immigration examinations fee												
Pres 16	BA:	-3,012	-3,406	-2,903	-2,908	-2,953	-2,926	-2,862	-2,872	-2,861	-2,836	-2,825
Reest	OP:	0	0									
	OT:	-3,012	-3,406	-2,903	-2,908	-2,953	-2,926	-2,862	-2,872	-2,861	-2,836	-2,825
Mar 15	BA:	-3,012	-3,406	-2,903	-2,908	-2,953	-2,926	-2,862	-2,872	-2,861	-2,836	-2,825
Base	OP:	0	0									
	OT:	-3,012	-3,406	-2,903	-2,908	-2,953	-2,926	-2,862	-2,872	-2,861	-2,836	-2,825
Orig	BA:	-3,581	-3,814	-3,926	-3,995	-4,063	-4,143	-4,224	-4,308	-4,392	-4,479	-4,567
Pres	OP:	0	0									
	OT:	-3,581	-3,814	-3,926	-3,995	-4,063	-4,143	-4,224	-4,308	-4,392	-4,479	-4,567
Reest -	BA:	0	0	0	0	0	0	0	0	0	0	0
Mar15	OP:	0	0									
	OT:	0	0	0	0	0	0	0	0	0	0	0
Reest -	BA:	569	408	1,023	1,087	1,110	1,217	1,362	1,436	1,531	1,643	1,742
Orig	OP:	0	0									
	OT:	569	408	1,023	1,087	1,110	1,217	1,362	1,436	1,531	1,643	1,742



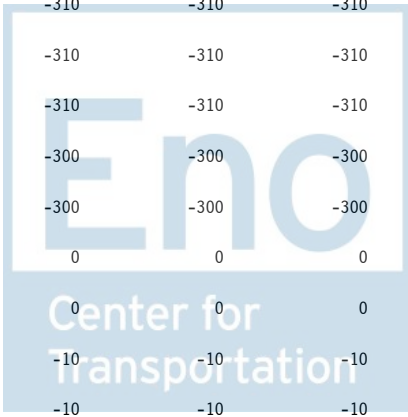
Sorted by FUNC, SFUN, TID, SUB
 (amounts in millions)

		2015	2016	2017	2018	2019	2020	2021	2022	2023	2024	2025
ADMINISTRATION OF JUSTICE (750)												
Land border inspection fee												
070 9992 8 1 751 CB01 XX XX 20 N												
Offsetting Receipts												
Pres 16	BA:	-47	-49	-50	-52	-53	-55	-57	-58	-60	-62	-64
Reest	OP:	0	0									
	OT:	-47	-49	-50	-52	-53	-55	-57	-58	-60	-62	-64
Mar 15	BA:	-47	-49	-50	-52	-53	-55	-57	-58	-60	-62	-64
Base	OP:	0	0									
	OT:	-47	-49	-50	-52	-53	-55	-57	-58	-60	-62	-64
Orig	BA:	-179	-170	-171	-172	-173	-173	-174	-175	-176	-177	-178
Pres	OP:	0	0									
	OT:	-179	-170	-171	-172	-173	-173	-174	-175	-176	-177	-178
Reest -	BA:	0	0	0	0	0	0	0	0	0	0	0
Mar15	OP:	0	0									
	OT:	0	0	0	0	0	0	0	0	0	0	0
Reest -	BA:	132	121	121	120	120	118	117	117	116	115	114
Orig	OP:	0	0									
	OT:	132	121	121	120	120	118	117	117	116	115	114
070 9992 8 1 751 CB02 XX XX 20 N												
Offsetting Receipts												
L and H-1B fraud fee												
Pres 16	BA:	-121	-121	-121	-121	-121	-121	-121	-121	-121	-121	-121
Reest	OP:	0	0									
	OT:	-121	-121	-121	-121	-121	-121	-121	-121	-121	-121	-121
Mar 15	BA:	-121	-121	-121	-121	-121	-121	-121	-121	-121	-121	-121
Base	OP:	0	0									
	OT:	-121	-121	-121	-121	-121	-121	-121	-121	-121	-121	-121
Orig	BA:	0	0	0	0	0	0	0	0	0	0	0
Pres	OP:	0	0									
	OT:	0	0	0	0	0	0	0	0	0	0	0
Reest -	BA:	0	0	0	0	0	0	0	0	0	0	0
Mar15	OP:	0	0									
	OT:	0	0	0	0	0	0	0	0	0	0	0
Reest -	BA:	-121	-121	-121	-121	-121	-121	-121	-121	-121	-121	-121
Orig	OP:	0	0									
	OT:	-121	-121	-121	-121	-121	-121	-121	-121	-121	-121	-121



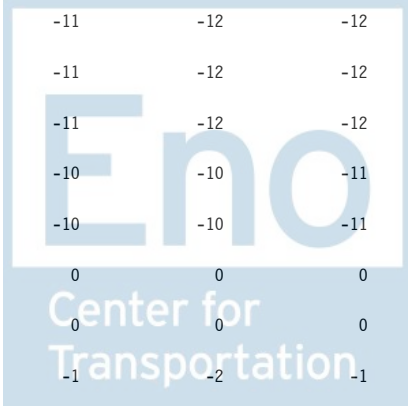
Sorted by FUNC, SFUN, TID, SUB
 (amounts in millions)

		2015	2016	2017	2018	2019	2020	2021	2022	2023	2024	2025
ADMINISTRATION OF JUSTICE (750)												
Account Total for Land border inspection fee												
Pres 16	BA:	-168	-170	-171	-173	-174	-176	-178	-179	-181	-183	-185
Reest	OP:	0	0									
	OT:	-168	-170	-171	-173	-174	-176	-178	-179	-181	-183	-185
Mar 15	BA:	-168	-170	-171	-173	-174	-176	-178	-179	-181	-183	-185
Base	OP:	0	0									
	OT:	-168	-170	-171	-173	-174	-176	-178	-179	-181	-183	-185
Orig	BA:	-179	-170	-171	-172	-173	-173	-174	-175	-176	-177	-178
Pres	OP:	0	0									
	OT:	-179	-170	-171	-172	-173	-173	-174	-175	-176	-177	-178
Reest -	BA:	0	0	0	0	0	0	0	0	0	0	0
Mar15	OP:	0	0									
	OT:	0	0	0	0	0	0	0	0	0	0	0
Reest -	BA:	11	0	0	-1	-1	-3	-4	-4	-5	-6	-7
Orig	OP:	0	0									
	OT:	11	0	0	-1	-1	-3	-4	-4	-5	-6	-7
H-1B nonimmigrant petitioner account												
070 9993 8 1 751 CB01 XX XX 20 N												
Offsetting Receipts												
H1-B Fees												
Pres 16	BA:	-310	-310	-310	-310	-310	-310	-310	-310	-310	-310	-310
Reest	OP:	0	0									
	OT:	-310	-310	-310	-310	-310	-310	-310	-310	-310	-310	-310
Mar 15	BA:	-310	-310	-310	-310	-310	-310	-310	-310	-310	-310	-310
Base	OP:	0	0									
	OT:	-310	-310	-310	-310	-310	-310	-310	-310	-310	-310	-310
Orig	BA:	-300	-300	-300	-300	-300	-300	-300	-300	-300	-300	-300
Pres	OP:	0	0									
	OT:	-300	-300	-300	-300	-300	-300	-300	-300	-300	-300	-300
Reest -	BA:	0	0	0	0	0	0	0	0	0	0	0
Mar15	OP:	0	0									
	OT:	0	0	0	0	0	0	0	0	0	0	0
Reest -	BA:	-10	-10	-10	-10	-10	-10	-10	-10	-10	-10	-10
Orig	OP:	0	0									
	OT:	-10	-10	-10	-10	-10	-10	-10	-10	-10	-10	-10



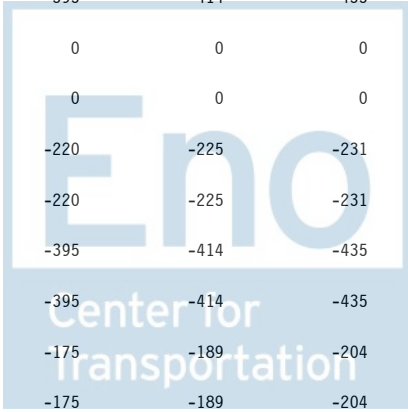
Sorted by FUNC, SFUN, TID, SUB
 (amounts in millions)

		2015	2016	2017	2018	2019	2020	2021	2022	2023	2024	2025
ADMINISTRATION OF JUSTICE (750)												
Breached bond/detention fund												
070 9994 8 1 751 CB01 XX XX 20 N												
Offsetting Receipts												
Pres 16	BA:	-55	-55	-55	-55	-55	-55	-55	-55	-55	-55	-55
Reest	OP:	0	0									
	OT:	-55	-55	-55	-55	-55	-55	-55	-55	-55	-55	-55
Mar 15	BA:	-55	-55	-55	-55	-55	-55	-55	-55	-55	-55	-55
Base	OP:	0	0									
	OT:	-55	-55	-55	-55	-55	-55	-55	-55	-55	-55	-55
Orig	BA:	-65	-42	-42	-42	-42	-42	-42	-42	-42	-42	-42
Pres	OP:	0	0									
	OT:	-65	-42	-42	-42	-42	-42	-42	-42	-42	-42	-42
Reest -	BA:	0	0	0	0	0	0	0	0	0	0	0
Mar15	OP:	0	0									
	OT:	0	0	0	0	0	0	0	0	0	0	0
Reest -	BA:	10	-13	-13	-13	-13	-13	-13	-13	-13	-13	-13
Orig	OP:	0	0									
	OT:	10	-13	-13	-13	-13	-13	-13	-13	-13	-13	-13
User fees for customs service, Customs services at small airports												
070 9996 8 1 751 CB01 XX XX 20 1												
Offsetting Receipts												
Pres 16	BA:	-9	-9	-9	-10	-10	-10	-11	-11	-12	-12	-12
Reest	OP:	0	0									
	OT:	-9	-9	-9	-10	-10	-10	-11	-11	-12	-12	-12
Mar 15	BA:	-9	-9	-9	-10	-10	-10	-11	-11	-12	-12	-12
Base	OP:	0	0									
	OT:	-9	-9	-9	-10	-10	-10	-11	-11	-12	-12	-12
Orig	BA:	-9	-9	-9	-9	-9	-10	-10	-10	-10	-11	-11
Pres	OP:	0	0									
	OT:	-9	-9	-9	-9	-9	-10	-10	-10	-10	-11	-11
Reest -	BA:	0	0	0	0	0	0	0	0	0	0	0
Mar15	OP:	0	0									
	OT:	0	0	0	0	0	0	0	0	0	0	0
Reest -	BA:	0	0	0	-1	-1	0	-1	-1	-2	-1	-1
Orig	OP:	0	0									
	OT:	0	0	0	-1	-1	0	-1	-1	-2	-1	-1



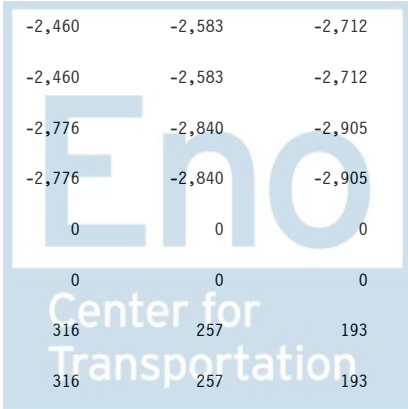
Sorted by FUNC, SFUN, TID, SUB
 (amounts in millions)

		2015	2016	2017	2018	2019	2020	2021	2022	2023	2024	2025
ADMINISTRATION OF JUSTICE (750)												
US Customs users fees account, conveyance/passenger/other												
070 9997 8 1 751 CB01 XX XX 20 N												
Offsetting Receipts												
Pres 16	BA:	-758	-796	-836	-878	-922	-968	-1,016	-1,067	-1,120	-1,176	-207
Reest	OP:	0	0									
	OT:	-758	-796	-836	-878	-922	-968	-1,016	-1,067	-1,120	-1,176	-207
Mar 15	BA:	-758	-796	-836	-878	-922	-968	-1,016	-1,067	-1,120	-1,176	-207
Base	OP:	0	0									
	OT:	-758	-796	-836	-878	-922	-968	-1,016	-1,067	-1,120	-1,176	-207
Orig	BA:	-700	-687	-755	-781	-795	-824	-842	-862	-882	-902	0
Pres	OP:	0	0									
	OT:	-700	-687	-755	-781	-795	-824	-842	-862	-882	-902	0
Reest -	BA:	0	0	0	0	0	0	0	0	0	0	0
Mar15	OP:	0	0									
	OT:	0	0	0	0	0	0	0	0	0	0	0
Reest -	BA:	-58	-109	-81	-97	-127	-144	-174	-205	-238	-274	-207
Orig	OP:	0	0									
	OT:	-58	-109	-81	-97	-127	-144	-174	-205	-238	-274	-207
070 9997 8 1 751 EA01 58 78 20												
Proposed Legislation												
Pres 16	BA:	0	-220	-310	-326	-342	-359	-377	-395	-414	-435	-77
Reest	OP:	0	0									
	OT:	0	-220	-310	-326	-342	-359	-377	-395	-414	-435	-77
Mar 15	BA:	0	0	0	0	0	0	0	0	0	0	0
Base	OP:	0	0									
	OT:	0	0	0	0	0	0	0	0	0	0	0
Orig	BA:	0	-138	-192	-199	-206	-210	-215	-220	-225	-231	0
Pres	OP:	0	0									
	OT:	0	-138	-192	-199	-206	-210	-215	-220	-225	-231	0
Reest -	BA:	0	-220	-310	-326	-342	-359	-377	-395	-414	-435	-77
Mar15	OP:	0	0									
	OT:	0	-220	-310	-326	-342	-359	-377	-395	-414	-435	-77
Reest -	BA:	0	-82	-118	-127	-136	-149	-162	-175	-189	-204	-77
Orig	OP:	0	0									
	OT:	0	-82	-118	-127	-136	-149	-162	-175	-189	-204	-77



Sorted by FUNC, SFUN, TID, SUB
 (amounts in millions)

		2015	2016	2017	2018	2019	2020	2021	2022	2023	2024	2025
ADMINISTRATION OF JUSTICE (750)												
Account Total for US Customs users fees account, conveyance/passenger/other												
Pres 16	BA:	-758	-1,016	-1,146	-1,204	-1,264	-1,327	-1,393	-1,462	-1,534	-1,611	-284
Reest	OP:	0	0									
	OT:	-758	-1,016	-1,146	-1,204	-1,264	-1,327	-1,393	-1,462	-1,534	-1,611	-284
Mar 15	BA:	-758	-796	-836	-878	-922	-968	-1,016	-1,067	-1,120	-1,176	-207
Base	OP:	0	0									
	OT:	-758	-796	-836	-878	-922	-968	-1,016	-1,067	-1,120	-1,176	-207
Orig	BA:	-700	-825	-947	-980	-1,001	-1,034	-1,057	-1,082	-1,107	-1,133	0
Pres	OP:	0	0									
	OT:	-700	-825	-947	-980	-1,001	-1,034	-1,057	-1,082	-1,107	-1,133	0
Reest -	BA:	0	-220	-310	-326	-342	-359	-377	-395	-414	-435	-77
Mar15	OP:	0	0									
	OT:	0	-220	-310	-326	-342	-359	-377	-395	-414	-435	-77
Reest -	BA:	-58	-191	-199	-224	-263	-293	-336	-380	-427	-478	-284
Orig	OP:	0	0									
	OT:	-58	-191	-199	-224	-263	-293	-336	-380	-427	-478	-284
US Customs user fees account, Merchandise processing												
070 9998 8 1 751 CB01 XX XX 20 N												
Offsetting Receipts												
Pres 16	BA:	-2,369	-2,487	-2,611	-2,742	-2,879	-3,023	-3,012	-2,460	-2,583	-2,712	0
Reest	OP:	0	0									
	OT:	-2,369	-2,487	-2,611	-2,742	-2,879	-3,023	-3,012	-2,460	-2,583	-2,712	0
Mar 15	BA:	-2,369	-2,487	-2,611	-2,742	-2,879	-3,023	-3,012	-2,460	-2,583	-2,712	0
Base	OP:	0	0									
	OT:	-2,369	-2,487	-2,611	-2,742	-2,879	-3,023	-3,012	-2,460	-2,583	-2,712	0
Orig	BA:	-2,282	-2,408	-2,470	-2,530	-2,590	-2,653	-2,714	-2,776	-2,840	-2,905	0
Pres	OP:	0	0									
	OT:	-2,282	-2,408	-2,470	-2,530	-2,590	-2,653	-2,714	-2,776	-2,840	-2,905	0
Reest -	BA:	0	0	0	0	0	0	0	0	0	0	0
Mar15	OP:	0	0									
	OT:	0	0	0	0	0	0	0	0	0	0	0
Reest -	BA:	-87	-79	-141	-212	-289	-370	-298	316	257	193	0
Orig	OP:	0	0									
	OT:	-87	-79	-141	-212	-289	-370	-298	316	257	193	0



Sorted by FUNC, SFUN, TID, SUB
 (amounts in millions)

		2015	2016	2017	2018	2019	2020	2021	2022	2023	2024	2025
ADMINISTRATION OF JUSTICE (750)												
Student and exchange visitor fee												
070 9999 8 1 751 CB01 XX XX 20 1												
Offsetting Receipts												
Pres 16	BA:	-145	-148	-151	-154	-157	-160	-163	-167	-170	-173	-177
Reest	OP:	0	0									
	OT:	-145	-148	-151	-154	-157	-160	-163	-167	-170	-173	-177
Mar 15	BA:	-145	-148	-151	-154	-157	-160	-163	-167	-170	-173	-177
Base	OP:	0	0									
	OT:	-145	-148	-151	-154	-157	-160	-163	-167	-170	-173	-177
Orig	BA:	-145	-145	-145	-145	-145	-145	-145	-145	-145	-145	-145
Pres	OP:	0	0									
	OT:	-145	-145	-145	-145	-145	-145	-145	-145	-145	-145	-145
Reest -	BA:	0	0	0	0	0	0	0	0	0	0	0
Mar15	OP:	0	0									
	OT:	0	0	0	0	0	0	0	0	0	0	0
Reest -	BA:	0	-3	-6	-9	-12	-15	-18	-22	-25	-28	-32
Orig	OP:	0	0									
	OT:	0	-3	-6	-9	-12	-15	-18	-22	-25	-28	-32



Sorted by FUNC, SFUN, TID, SUB
 (amounts in millions)

	2015	2016	2017	2018	2019	2020	2021	2022	2023	2024	2025
ADMINISTRATION OF JUSTICE (750)											
Department of Health and Human Services											
Departmental Management											
Office for Civil Rights											
075 0135 0 1 751 AA01 LA LA 03 0											
Appropriation											
Pres 16 BA:	39	43	44	45	45	46	47	47	48	49	50
Reest OP:	4	4									
OT:	39	43	44	45	45	46	47	47	48	49	50
Mar 15 BA:	39	40	42	43	45	46	48	50	51	53	55
Base OP:	4	4									
OT:	39	40	42	43	45	46	48	50	51	53	55
Orig BA:	39	43	44	45	45	46	47	47	48	49	50
Pres OP:	6	9									
OT:	37	43	44	45	45	46	47	47	47	49	50
Reest - BA:	0	3	2	2	0	0	-1	-3	-3	-4	-5
Mar15 OP:	0	0									
OT:	0	3	2	2	0	0	-1	-3	-3	-4	-5
Reest - BA:	0	0	0	0	0	0	0	0	0	0	0
Orig OP:	-2	-5									
OT:	2	0	0	0	0	0	0	0	1	0	0



Sorted by FUNC, SFUN, TID, SUB
 (amounts in millions)

		2015	2016	2017	2018	2019	2020	2021	2022	2023	2024	2025
ADMINISTRATION OF JUSTICE (750)												
075 0135 0 1 751 BA01 99 99 10												
Federal Fund												
Pres 16	BA:	0	0	0	0	0	0	0	0	0	0	0
Reest	OP:	0	0									
	OT:	0	0	0	0	0	0	0	0	0	0	0
Mar 15	BA:	0	0	0	0	0	0	0	0	0	0	0
Base	OP:	0	0									
	OT:	0	0	0	0	0	0	0	0	0	0	0
Orig	BA:	0	0	0	0	0	0	0	0	0	0	0
Pres	OP:	3	2									
	OT:	3	2	1	0	0	0	0	0	0	0	0
Reest -	BA:	0	0	0	0	0	0	0	0	0	0	0
Mar15	OP:	0	0									
	OT:	0	0	0	0	0	0	0	0	0	0	0
Reest -	BA:	0	0	0	0	0	0	0	0	0	0	0
Orig	OP:	-3	-2									
	OT:	-3	-2	-1	0	0	0	0	0	0	0	0
Account Total for Office for Civil Rights												
Pres 16	BA:	39	43	44	45	45	46	47	47	48	49	50
Reest	OP:	4	4									
	OT:	39	43	44	45	45	46	47	47	48	49	50
Mar 15	BA:	39	40	42	43	45	46	48	50	51	53	55
Base	OP:	4	4									
	OT:	39	40	42	43	45	46	48	50	51	53	55
Orig	BA:	39	43	44	45	45	46	47	47	48	49	50
Pres	OP:	9	11									
	OT:	40	45	45	45	45	46	47	47	47	49	50
Reest -	BA:	0	3	2	2	0	0	-1	-3	-3	-4	-5
Mar15	OP:	0	0									
	OT:	0	3	2	2	0	0	-1	-3	-3	-4	-5
Reest -	BA:	0	0	0	0	0	0	0	0	0	0	0
Orig	OP:	-5	-7									
	OT:	-1	-2	-1	0	0	0	0	0	0	0	0



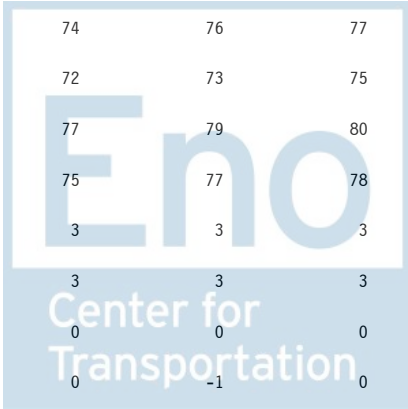
Sorted by FUNC, SFUN, TID, SUB
 (amounts in millions)

		2015	2016	2017	2018	2019	2020	2021	2022	2023	2024	2025
ADMINISTRATION OF JUSTICE (750)												
Department of Housing and Urban Development												
Fair Housing and Equal Opportunity												
Fair housing activities												
086 0144 0 1 751 AA01 TT TT 03 0												
Appropriation												
Pres 16	BA:	65	71	71	73	74	74	76	77	79	80	82
Reest	OP:	68	66									
	OT:	68	66	67	70	72	73	74	75	76	78	79
Mar 15	BA:	65	66	67	69	70	71	73	74	76	77	79
Base	OP:	68	66									
	OT:	68	66	66	66	68	69	70	72	73	75	76
Orig	BA:	65	70	71	73	74	74	76	77	79	80	82
Pres	OP:	65	64									
	OT:	71	71	75	71	72	73	74	75	77	78	80
Reest -	BA:	0	5	4	4	4	3	3	3	3	3	3
Mar15	OP:	0	0									
	OT:	0	0	1	4	4	4	4	3	3	3	3
Reest -	BA:	0	1	0	0	0	0	0	0	0	0	0
Orig	OP:	3	2									
	OT:	-3	-5	-8	-1	0	0	0	0	-1	0	-1



Sorted by FUNC, SFUN, TID, SUB
 (amounts in millions)

		2015	2016	2017	2018	2019	2020	2021	2022	2023	2024	2025
ADMINISTRATION OF JUSTICE (750)												
086 0144 0 1 751 AA02 TT TT 03												
Appropriation												
transfer to TI												
Pres 16	BA:	0	-1	0	0	0	0	0	0	0	0	0
Reest	OP:	0	0									
	OT:	0	0	0	0	0	0	0	0	0	0	0
Mar 15	BA:	0	0	0	0	0	0	0	0	0	0	0
Base	OP:	0	0									
	OT:	0	0	0	0	0	0	0	0	0	0	0
Orig	BA:	0	0	0	0	0	0	0	0	0	0	0
Pres	OP:	0	0									
	OT:	0	0	0	0	0	0	0	0	0	0	0
Reest -	BA:	0	-1	0	0	0	0	0	0	0	0	0
Mar15	OP:	0	0									
	OT:	0	0	0	0	0	0	0	0	0	0	0
Reest -	BA:	0	-1	0	0	0	0	0	0	0	0	0
Orig	OP:	0	0									
	OT:	0	0	0	0	0	0	0	0	0	0	0
Account Total for Fair housing activities												
Pres 16	BA:	65	70	71	73	74	74	76	77	79	80	82
Reest	OP:	68	66									
	OT:	68	66	67	70	72	73	74	75	76	78	79
Mar 15	BA:	65	66	67	69	70	71	73	74	76	77	79
Base	OP:	68	66									
	OT:	68	66	66	66	68	69	70	72	73	75	76
Orig	BA:	65	70	71	73	74	74	76	77	79	80	82
Pres	OP:	65	64									
	OT:	71	71	75	71	72	73	74	75	77	78	80
Reest -	BA:	0	4	4	4	4	3	3	3	3	3	3
Mar15	OP:	0	0									
	OT:	0	0	1	4	4	4	4	3	3	3	3
Reest -	BA:	0	0	0	0	0	0	0	0	0	0	0
Orig	OP:	3	2									
	OT:	-3	-5	-8	-1	0	0	0	0	-1	0	-1



Sorted by FUNC, SFUN, TID, SUB
 (amounts in millions)

		2015	2016	2017	2018	2019	2020	2021	2022	2023	2024	2025
ADMINISTRATION OF JUSTICE (750)												
Management and Administration												
Fair Housing and Equal Opportunity Personnel Compensation and Be												
086 0340 0 1 751 AA01 TT TT 03 0												
Appropriation												
Pres 16	BA:	68	81	83	84	85	86	88	89	91	93	95
Reest	OP:	7	7									
	OT:	68	80	83	84	85	86	88	89	91	93	95
Mar 15	BA:	68	71	73	76	80	83	86	90	93	97	101
Base	OP:	7	7									
	OT:	68	71	73	76	80	83	86	90	93	97	101
Orig	BA:	68	81	83	84	85	86	88	89	91	93	95
Pres	OP:	2	1									
	OT:	69	81	83	84	85	86	88	89	91	93	95
Reest -	BA:	0	10	10	8	5	3	2	-1	-2	-4	-6
Mar15	OP:	0	0									
	OT:	0	9	10	8	5	3	2	-1	-2	-4	-6
Reest -	BA:	0	0	0	0	0	0	0	0	0	0	0
Orig	OP:	5	6									
	OT:	-1	-1	0	0	0	0	0	0	0	0	0



Sorted by FUNC, SFUN, TID, SUB
 (amounts in millions)

	2015	2016	2017	2018	2019	2020	2021	2022	2023	2024	2025
ADMINISTRATION OF JUSTICE (750)											
Department of Education											
Departmental Management											
Office for Civil Rights											
091 0700 0 1 751 AA01 LA LA 03 0											
Appropriation											
Pres 16 BA:	100	131	134	136	137	139	142	145	147	150	154
Reest OP:	15	15									
OT:	100	126	134	136	137	139	142	145	147	150	153
Mar 15 BA:	100	103	107	111	115	120	124	129	133	138	143
Base OP:	15	15									
OT:	100	103	106	110	114	119	123	128	132	137	142
Orig BA:	100	131	134	136	137	139	142	145	147	150	154
Pres OP:	13	13									
OT:	99	126	132	135	137	139	141	144	146	150	153
Reest - BA:	0	28	27	25	22	19	18	16	14	12	11
Mar15 OP:	0	0									
OT:	0	23	28	26	23	20	19	17	15	13	11
Reest - BA:	0	0	0	0	0	0	0	0	0	0	0
Orig OP:	2	2									
OT:	1	0	2	1	0	0	1	1	1	0	0



Sorted by FUNC, SFUN, TID, SUB
 (amounts in millions)

		2015	2016	2017	2018	2019	2020	2021	2022	2023	2024	2025
ADMINISTRATION OF JUSTICE (750)												
Office of Inspector General												
091 1400 0 1 751 AA01 LA LA 03 0												
Appropriation												
Pres 16	BA:	58	59	60	62	62	63	63	65	66	68	69
Reest	OP:	10	10									
	OT:	58	59	60	62	62	63	63	65	66	68	69
Mar 15	BA:	58	60	62	64	66	69	71	74	76	79	81
Base	OP:	10	10									
	OT:	58	60	62	64	66	68	71	73	76	78	81
Orig	BA:	58	59	60	62	62	63	63	65	66	68	69
Pres	OP:	9	10									
	OT:	56	58	60	62	62	63	63	64	66	68	69
Reest -	BA:	0	-1	-2	-2	-4	-6	-8	-9	-10	-11	-12
Mar15	OP:	0	0									
	OT:	0	-1	-2	-2	-4	-5	-8	-8	-10	-10	-12
Reest -	BA:	0	0	0	0	0	0	0	0	0	0	0
Orig	OP:	1	0									
	OT:	2	1	0	0	0	0	0	1	0	0	0



Sorted by FUNC, SFUN, TID, SUB
 (amounts in millions)

	2015	2016	2017	2018	2019	2020	2021	2022	2023	2024	2025
ADMINISTRATION OF JUSTICE (750)											
Administrative Conference of the United States											
Administrative Conference of the United States											
Salaries and Expenses											
302 1700 0 1 751 AA01 FS FS 03 0											
Appropriation											
Pres 16 BA:	3	3	3	3	3	3	3	3	3	3	4
Reest OP:	0	0									
OT:	3	3	3	3	3	3	3	3	3	3	4
Mar 15 BA:	3	3	3	3	3	3	3	3	3	4	4
Base OP:	0	0									
OT:	3	3	3	3	3	3	3	3	3	4	4
Orig BA:	3	3	3	3	3	3	3	3	3	3	4
Pres OP:	1	1									
OT:	3	3	3	3	3	3	3	3	3	3	4
Reest - BA:	0	0	0	0	0	0	0	0	0	-1	0
Mar15 OP:	0	0									
OT:	0	0	0	0	0	0	0	0	0	-1	0
Reest - BA:	0	0	0	0	0	0	0	0	0	0	0
Orig OP:	-1	-1									
OT:	0	0	0	0	0	0	0	0	0	0	0



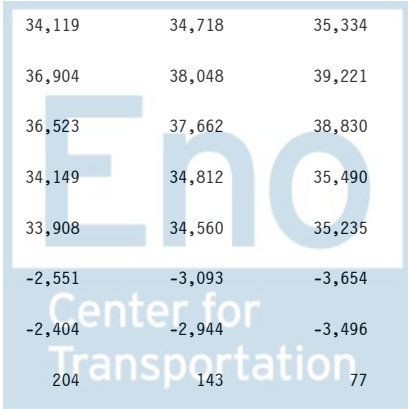
Sorted by FUNC, SFUN, TID, SUB
 (amounts in millions)

	2015	2016	2017	2018	2019	2020	2021	2022	2023	2024	2025
ADMINISTRATION OF JUSTICE (750)											
Access Board											
Access Board											
Salaries and expenses											
310 3200 0 1 751 AA01 TT TT 03 0											
Appropriation											
Pres 16 BA:	8	8	8	8	8	8	9	9	9	9	9
Reest OP:	2	2									
OT:	8	8	8	8	8	8	9	9	9	9	9
Mar 15 BA:	8	8	9	9	9	9	10	10	11	11	11
Base OP:	2	2									
OT:	8	8	9	9	9	9	10	10	11	11	11
Orig BA:	8	8	8	8	8	8	9	9	9	9	9
Pres OP:	1	1									
OT:	7	7	8	8	8	8	9	9	9	9	9
Reest - BA:	0	0	-1	-1	-1	-1	-1	-1	-2	-2	-2
Mar15 OP:	0	0									
OT:	0	0	-1	-1	-1	-1	-1	-1	-2	-2	-2
Reest - BA:	0	0	0	0	0	0	0	0	0	0	0
Orig OP:	1	1									
OT:	1	1	0	0	0	0	0	0	0	0	0



Sorted by FUNC, SFUN, TID, SUB
 (amounts in millions)

		2015	2016	2017	2018	2019	2020	2021	2022	2023	2024	2025
ADMINISTRATION OF JUSTICE (750)												
Commission on Civil Rights												
Commission on Civil Rights												
Salaries and Expenses												
326 1900 0 1 751 AA01 CJ CJ 03 0												
Appropriation												
Pres 16	BA:	9	9	9	9	9	10	10	10	10	10	11
Reest	OP:	0	0									
	OT:	9	9	9	9	9	10	10	10	10	10	11
Mar 15	BA:	9	9	10	10	10	11	11	11	12	12	13
Base	OP:	0	0									
	OT:	9	9	10	10	10	11	11	11	12	12	13
Orig	BA:	9	9	9	9	9	10	10	10	10	10	11
Pres	OP:	1	0									
	OT:	10	9	9	9	9	10	10	10	10	10	11
Reest -	BA:	0	0	-1	-1	-1	-1	-1	-1	-2	-2	-2
Mar15	OP:	0	0									
	OT:	0	0	-1	-1	-1	-1	-1	-1	-2	-2	-2
Reest -	BA:	0	0	0	0	0	0	0	0	0	0	0
Orig	OP:	-1	0									
	OT:	-1	0	0	0	0	0	0	0	0	0	0
Subfunction Total for 751 Federal law enforcement activities (751)												
Pres 16	BA:	30,106	31,099	31,239	31,830	32,089	32,361	33,076	34,353	34,955	35,567	40,076
Reest	OP:	7,682	8,841									
	OT:	28,455	30,771	31,448	31,620	31,937	32,242	32,892	34,119	34,718	35,334	39,864
Mar 15	BA:	30,106	30,952	31,311	31,845	32,859	33,896	35,105	36,904	38,048	39,221	44,013
Base	OP:	7,682	8,841									
	OT:	28,455	30,321	31,282	31,572	32,502	33,542	34,751	36,523	37,662	38,830	43,638
Orig	BA:	29,043	30,888	31,466	32,139	32,489	32,835	33,483	34,149	34,812	35,490	39,441
Pres	OP:	10,492	11,008									
	OT:	28,612	30,645	31,773	32,087	32,428	32,711	33,266	33,908	34,560	35,235	39,329
Reest -	BA:	0	147	-72	-15	-770	-1,535	-2,029	-2,551	-3,093	-3,654	-3,937
Mar15	OP:	0	0									
	OT:	0	450	166	48	-565	-1,300	-1,859	-2,404	-2,944	-3,496	-3,774
Reest -	BA:	1,063	211	-227	-309	-400	-474	-407	204	143	77	635
Orig	OP:	-2,810	-2,167									
	OT:	-157	126	-325	-467	-491	-469	-374	211	158	99	535



Sorted by FUNC, SFUN, TID, SUB
 (amounts in millions)

		2015	2016	2017	2018	2019	2020	2021	2022	2023	2024	2025
ADMINISTRATION OF JUSTICE (750)												
Federal litigative and judicial activities (752)												
Judicial Branch												
Supreme Court of the United States												
Salaries and expenses												
010 0100 0 1 752 AA01 FS FS 03 0												
Appropriation												
Pres 16	BA:	75	76	78	79	80	81	82	84	86	87	89
Reest	OP:	13	11									
	OT:	76	75	77	79	80	81	82	83	85	87	88
Mar 15	BA:	75	77	80	83	86	90	93	96	100	103	107
Base	OP:	13	11									
	OT:	76	76	79	82	85	89	92	95	99	102	106
Orig	BA:	75	76	78	79	80	81	82	84	86	87	89
Pres	OP:	0	0									
	OT:	75	76	78	79	80	81	82	84	86	87	89
Reest -	BA:	0	-1	-2	-4	-6	-9	-11	-12	-14	-16	-18
Mar15	OP:	0	0									
	OT:	0	-1	-2	-3	-5	-8	-10	-12	-14	-15	-18
Reest -	BA:	0	0	0	0	0	0	0	0	0	0	0
Orig	OP:	13	11									
	OT:	1	-1	-1	0	0	0	0	-1	-1	0	-1



Sorted by FUNC, SFUN, TID, SUB
 (amounts in millions)

		2015	2016	2017	2018	2019	2020	2021	2022	2023	2024	2025
ADMINISTRATION OF JUSTICE (750)												
010 0100 0 1 752 AA02 FS FS 10 A												
Appropriation												
Mandatory Judges Pay												
Pres 16	BA:	3	3	3	3	3	3	3	3	3	3	3
Reest	OP:	0	0									
	OT:	3	3	3	3	3	3	3	3	3	3	3
Mar 15	BA:	3	3	3	3	3	3	3	3	3	3	3
Base	OP:	0	0									
	OT:	3	3	3	3	3	3	3	3	3	3	3
Orig	BA:	3	3	3	3	3	3	3	3	3	3	3
Pres	OP:	2	0									
	OT:	5	3	3	2	3	3	3	3	3	3	3
Reest -	BA:	0	0	0	0	0	0	0	0	0	0	0
Mar15	OP:	0	0									
	OT:	0	0	0	0	0	0	0	0	0	0	0
Reest -	BA:	0	0	0	0	0	0	0	0	0	0	0
Orig	OP:	-2	0									
	OT:	-2	0	0	1	0	0	0	0	0	0	0
Account Total for Salaries and expenses												
Pres 16	BA:	78	79	81	82	83	84	85	87	89	90	92
Reest	OP:	13	11									
	OT:	79	78	80	82	83	84	85	86	88	90	91
Mar 15	BA:	78	80	83	86	89	93	96	99	103	106	110
Base	OP:	13	11									
	OT:	79	79	82	85	88	92	95	98	102	105	109
Orig	BA:	78	79	81	82	83	84	85	87	89	90	92
Pres	OP:	2	0									
	OT:	80	79	81	81	83	84	85	87	89	90	92
Reest -	BA:	0	-1	-2	-4	-6	-9	-11	-12	-14	-16	-18
Mar15	OP:	0	0									
	OT:	0	-1	-2	-3	-5	-8	-10	-12	-14	-15	-18
Reest -	BA:	0	0	0	0	0	0	0	0	0	0	0
Orig	OP:	11	11									
	OT:	-1	-1	-1	1	0	0	0	-1	-1	0	-1



Sorted by FUNC, SFUN, TID, SUB
 (amounts in millions)

		2015	2016	2017	2018	2019	2020	2021	2022	2023	2024	2025
ADMINISTRATION OF JUSTICE (750)												
Care of the building and grounds												
010 0103 0 1 752 AA01 FS FS 03 0												
Appropriation												
Pres 16	BA:	12	10	10	10	11	11	11	11	11	11	12
Reest	OP:	9	9									
	OT:	11	11	11	12	11	10	10	11	11	11	11
Mar 15	BA:	12	12	13	13	13	14	14	14	15	15	16
Base	OP:	9	9									
	OT:	11	11	12	13	13	13	13	13	14	14	15
Orig	BA:	12	10	10	10	11	11	11	11	11	11	12
Pres	OP:	5	4									
	OT:	14	12	11	10	10	11	11	11	11	11	12
Reest -	BA:	0	-2	-3	-3	-2	-3	-3	-3	-4	-4	-4
Mar15	OP:	0	0									
	OT:	0	0	-1	-1	-2	-3	-3	-2	-3	-3	-4
Reest -	BA:	0	0	0	0	0	0	0	0	0	0	0
Orig	OP:	4	5									
	OT:	-3	-1	0	2	1	-1	-1	0	0	0	-1




Sorted by FUNC, SFUN, TID, SUB
 (amounts in millions)

		2015	2016	2017	2018	2019	2020	2021	2022	2023	2024	2025
ADMINISTRATION OF JUSTICE (750)												
United States Court of International Trade												
Salaries and expenses												
010 0400 0 1 752 AA01 FS FS 03 0												
Appropriation												
Pres 16	BA:	18	18	18	19	19	19	19	20	20	21	21
Reest	OP:	1	2									
	OT:	17	18	18	19	19	19	19	20	20	21	21
Mar 15	BA:	18	18	19	20	20	21	21	22	23	23	24
Base	OP:	1	2									
	OT:	17	18	19	20	20	21	21	22	23	23	24
Orig	BA:	18	18	18	19	19	19	19	20	20	21	21
Pres	OP:	0	1									
	OT:	17	18	18	19	19	19	19	20	20	21	21
Reest -	BA:	0	0	-1	-1	-1	-2	-2	-2	-3	-2	-3
Mar15	OP:	0	0									
	OT:	0	0	-1	-1	-1	-2	-2	-2	-3	-2	-3
Reest -	BA:	0	0	0	0	0	0	0	0	0	0	0
Orig	OP:	1	1									
	OT:	0	0	0	0	0	0	0	0	0	0	0



Sorted by FUNC, SFUN, TID, SUB
 (amounts in millions)

		2015	2016	2017	2018	2019	2020	2021	2022	2023	2024	2025
ADMINISTRATION OF JUSTICE (750)												
010 0400 0 1 752 AA02 FS FS 10 A												
Appropriation												
Mandatory Judges Pay												
Pres 16	BA:	2	2	2	2	2	3	3	3	3	3	3
Reest	OP:	0	0									
	OT:	2	2	2	2	2	3	3	3	3	3	3
Mar 15	BA:	2	2	2	2	2	3	3	3	3	3	3
Base	OP:	0	0									
	OT:	2	2	2	2	2	3	3	3	3	3	3
Orig	BA:	2	2	2	2	2	2	2	2	2	3	3
Pres	OP:	0	0									
	OT:	2	2	2	2	2	2	2	2	2	3	3
Reest -	BA:	0	0	0	0	0	0	0	0	0	0	0
Mar15	OP:	0	0									
	OT:	0	0	0	0	0	0	0	0	0	0	0
Reest -	BA:	0	0	0	0	0	1	1	1	1	0	0
Orig	OP:	0	0									
	OT:	0	0	0	0	0	1	1	1	1	0	0
Account Total for Salaries and expenses												
Pres 16	BA:	20	20	20	21	21	22	22	23	23	24	24
Reest	OP:	1	2									
	OT:	19	20	20	21	21	22	22	23	23	24	24
Mar 15	BA:	20	20	21	22	22	24	24	25	26	26	27
Base	OP:	1	2									
	OT:	19	20	21	22	22	24	24	25	26	26	27
Orig	BA:	20	20	20	21	21	21	21	22	22	24	24
Pres	OP:	0	1									
	OT:	19	20	20	21	21	21	21	22	22	24	24
Reest -	BA:	0	0	-1	-1	-1	-2	-2	-2	-3	-2	-3
Mar15	OP:	0	0									
	OT:	0	0	-1	-1	-1	-2	-2	-2	-3	-2	-3
Reest -	BA:	0	0	0	0	0	1	1	1	1	0	0
Orig	OP:	1	1									
	OT:	0	0	0	0	0	1	1	1	1	0	0



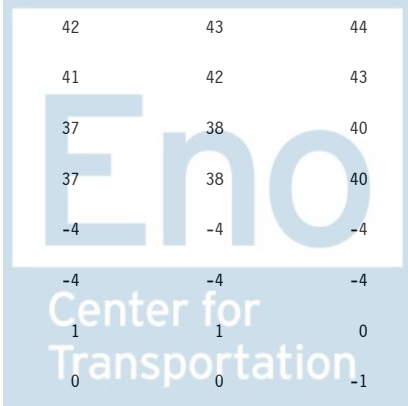
Sorted by FUNC, SFUN, TID, SUB
 (amounts in millions)

		2015	2016	2017	2018	2019	2020	2021	2022	2023	2024	2025
ADMINISTRATION OF JUSTICE (750)												
United States Court of Appeals for the Federal Circuit												
Salaries and expenses												
010 0510 0 1 752 AA01 FS FS 03 0												
Appropriation												
Pres 16	BA:	30	31	32	32	33	33	34	34	35	36	36
Reest	OP:	4	3									
	OT:	30	30	31	31	32	32	33	33	34	35	35
Mar 15	BA:	30	31	32	33	34	35	36	38	39	40	42
Base	OP:	4	3									
	OT:	30	30	31	32	33	34	35	37	38	39	41
Orig	BA:	30	31	32	32	33	33	34	34	35	36	36
Pres	OP:	5	6									
	OT:	29	31	32	32	32	33	34	34	35	36	36
Reest -	BA:	0	0	0	-1	-1	-2	-2	-4	-4	-4	-6
Mar15	OP:	0	0									
	OT:	0	0	0	-1	-1	-2	-2	-4	-4	-4	-6
Reest -	BA:	0	0	0	0	0	0	0	0	0	0	0
Orig	OP:	-1	-3									
	OT:	1	-1	-1	-1	0	-1	-1	-1	-1	-1	-1



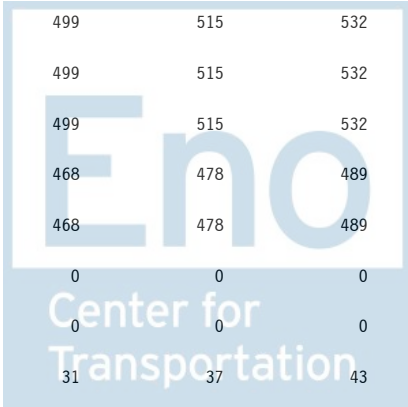
Sorted by FUNC, SFUN, TID, SUB
 (amounts in millions)

		2015	2016	2017	2018	2019	2020	2021	2022	2023	2024	2025
ADMINISTRATION OF JUSTICE (750)												
010 0510 0 1 752 AA02 FS FS 10 A												
Appropriation												
Mandatory Judges Pay												
Pres 16	BA:	3	3	3	3	4	4	4	4	4	4	4
Reest	OP:	0	0									
	OT:	3	3	3	3	4	4	4	4	4	4	4
Mar 15	BA:	3	3	3	3	4	4	4	4	4	4	4
Base	OP:	0	0									
	OT:	3	3	3	3	4	4	4	4	4	4	4
Orig	BA:	3	3	3	3	3	3	3	3	3	4	4
Pres	OP:	0	0									
	OT:	3	3	3	3	3	3	3	3	3	4	4
Reest -	BA:	0	0	0	0	0	0	0	0	0	0	0
Mar15	OP:	0	0									
	OT:	0	0	0	0	0	0	0	0	0	0	0
Reest -	BA:	0	0	0	0	1	1	1	1	1	0	0
Orig	OP:	0	0									
	OT:	0	0	0	0	1	1	1	1	1	0	0
Account Total for Salaries and expenses												
Pres 16	BA:	33	34	35	35	37	37	38	38	39	40	40
Reest	OP:	4	3									
	OT:	33	33	34	34	36	36	37	37	38	39	39
Mar 15	BA:	33	34	35	36	38	39	40	42	43	44	46
Base	OP:	4	3									
	OT:	33	33	34	35	37	38	39	41	42	43	45
Orig	BA:	33	34	35	35	36	36	37	37	38	40	40
Pres	OP:	5	6									
	OT:	32	34	35	35	35	36	37	37	38	40	40
Reest -	BA:	0	0	0	-1	-1	-2	-2	-4	-4	-4	-6
Mar15	OP:	0	0									
	OT:	0	0	0	-1	-1	-2	-2	-4	-4	-4	-6
Reest -	BA:	0	0	0	0	1	1	1	1	1	0	0
Orig	OP:	-1	-3									
	OT:	1	-1	-1	-1	1	0	0	0	0	-1	-1



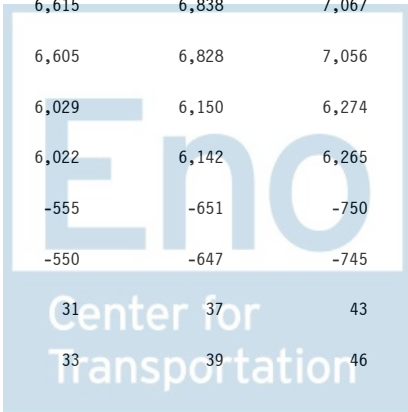
Sorted by FUNC, SFUN, TID, SUB
 (amounts in millions)

		2015	2016	2017	2018	2019	2020	2021	2022	2023	2024	2025
ADMINISTRATION OF JUSTICE (750)												
Courts of Appeals, District Courts, and other Judicial Services												
Salaries and expenses												
010 0920 0 1 752 AA01 FS FS 03 0												
Appropriation												
Pres 16	BA:	4,847	5,036	5,137	5,239	5,292	5,345	5,452	5,561	5,672	5,785	5,901
Reest	OP:	240	262									
	OT:	4,845	5,046	5,142	5,239	5,294	5,347	5,447	5,556	5,666	5,779	5,895
Mar 15	BA:	4,847	4,993	5,154	5,335	5,523	5,716	5,912	6,116	6,323	6,535	6,753
Base	OP:	240	262									
	OT:	4,845	5,005	5,156	5,331	5,519	5,711	5,902	6,106	6,313	6,524	6,742
Orig	BA:	4,847	5,036	5,137	5,239	5,292	5,345	5,452	5,561	5,672	5,785	5,901
Pres	OP:	335	349									
	OT:	4,833	5,022	5,130	5,232	5,288	5,341	5,444	5,554	5,664	5,776	5,893
Reest -	BA:	0	43	-17	-96	-231	-371	-460	-555	-651	-750	-852
Mar15	OP:	0	0									
	OT:	0	41	-14	-92	-225	-364	-455	-550	-647	-745	-847
Reest -	BA:	0	0	0	0	0	0	0	0	0	0	0
Orig	OP:	-95	-87									
	OT:	12	24	12	7	6	6	3	2	2	3	2
010 0920 0 1 752 AA02 FS FS 10 A												
Appropriation												
Pres 16	BA:	412	417	424	435	450	466	483	499	515	532	548
Reest	OP:	0	0									
	OT:	412	417	424	435	450	466	483	499	515	532	548
Mar 15	BA:	412	417	424	435	450	466	483	499	515	532	548
Base	OP:	0	0									
	OT:	412	417	424	435	450	466	483	499	515	532	548
Orig	BA:	399	408	417	427	437	447	457	468	478	489	501
Pres	OP:	0	0									
	OT:	399	408	417	427	437	447	457	468	478	489	501
Reest -	BA:	0	0	0	0	0	0	0	0	0	0	0
Mar15	OP:	0	0									
	OT:	0	0	0	0	0	0	0	0	0	0	0
Reest -	BA:	13	9	7	8	13	19	26	31	37	43	47
Orig	OP:	0	0									
	OT:	13	9	7	8	13	19	26	31	37	43	47



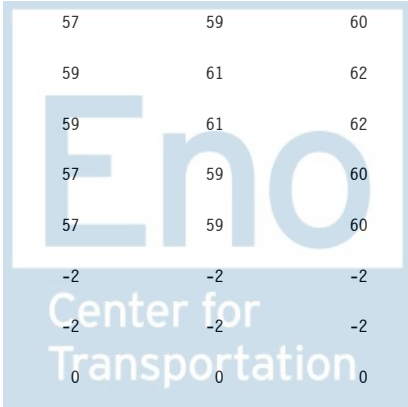
Sorted by FUNC, SFUN, TID, SUB
 (amounts in millions)

		2015	2016	2017	2018	2019	2020	2021	2022	2023	2024	2025
ADMINISTRATION OF JUSTICE (750)												
010 0920 0 1 752 BS01 42 86 10 A												
Sequester												
Pres 16	BA:	-6	0	0	0	0	0	0	0	0	0	0
Reest	OP:	0	0									
	OT:	-6	0	0	0	0	0	0	0	0	0	0
Mar 15	BA:	-6	-5	0	0	0	0	0	0	0	0	0
Base	OP:	0	0									
	OT:	-6	-5	0	0	0	0	0	0	0	0	0
Orig	BA:	0	0	0	0	0	0	0	0	0	0	0
Pres	OP:	0	0									
	OT:	0	0	0	0	0	0	0	0	0	0	0
Reest -	BA:	0	5	0	0	0	0	0	0	0	0	0
Mar15	OP:	0	0									
	OT:	0	5	0	0	0	0	0	0	0	0	0
Reest -	BA:	-6	0	0	0	0	0	0	0	0	0	0
Orig	OP:	0	0									
	OT:	-6	0	0	0	0	0	0	0	0	0	0
Account Total for Salaries and expenses												
Pres 16	BA:	5,253	5,453	5,561	5,674	5,742	5,811	5,935	6,060	6,187	6,317	6,449
Reest	OP:	240	262									
	OT:	5,251	5,463	5,566	5,674	5,744	5,813	5,930	6,055	6,181	6,311	6,443
Mar 15	BA:	5,253	5,405	5,578	5,770	5,973	6,182	6,395	6,615	6,838	7,067	7,301
Base	OP:	240	262									
	OT:	5,251	5,417	5,580	5,766	5,969	6,177	6,385	6,605	6,828	7,056	7,290
Orig	BA:	5,246	5,444	5,554	5,666	5,729	5,792	5,909	6,029	6,150	6,274	6,402
Pres	OP:	335	349									
	OT:	5,232	5,430	5,547	5,659	5,725	5,788	5,901	6,022	6,142	6,265	6,394
Reest -	BA:	0	48	-17	-96	-231	-371	-460	-555	-651	-750	-852
Mar15	OP:	0	0									
	OT:	0	46	-14	-92	-225	-364	-455	-550	-647	-745	-847
Reest -	BA:	7	9	7	8	13	19	26	31	37	43	47
Orig	OP:	-95	-87									
	OT:	19	33	19	15	19	25	29	33	39	46	49



Sorted by FUNC, SFUN, TID, SUB
 (amounts in millions)

		2015	2016	2017	2018	2019	2020	2021	2022	2023	2024	2025
ADMINISTRATION OF JUSTICE (750)												
Defender services												
010 0923 0 1 752 AA01 FS FS 03 0												
Appropriation												
Pres 16	BA:	1,016	1,058	1,079	1,101	1,112	1,123	1,145	1,168	1,192	1,215	1,240
Reest	OP:	42	41									
	OT:	1,017	1,057	1,078	1,100	1,112	1,123	1,144	1,167	1,191	1,214	1,239
Mar 15	BA:	1,016	1,040	1,067	1,098	1,130	1,162	1,195	1,230	1,264	1,300	1,337
Base	OP:	42	41									
	OT:	1,017	1,039	1,066	1,097	1,129	1,161	1,194	1,229	1,263	1,299	1,336
Orig	BA:	1,016	1,058	1,079	1,101	1,112	1,123	1,145	1,168	1,192	1,215	1,240
Pres	OP:	40	30									
	OT:	1,026	1,056	1,079	1,100	1,112	1,122	1,145	1,167	1,191	1,215	1,239
Reest -	BA:	0	18	12	3	-18	-39	-50	-62	-72	-85	-97
Mar15	OP:	0	0									
	OT:	0	18	12	3	-17	-38	-50	-62	-72	-85	-97
Reest -	BA:	0	0	0	0	0	0	0	0	0	0	0
Orig	OP:	2	11									
	OT:	-9	1	-1	0	0	1	-1	0	0	-1	0
Fees of jurors and commissioners												
010 0925 0 1 752 AA01 FS FS 03 0												
Appropriation												
Pres 16	BA:	52	52	53	54	55	55	56	57	59	60	61
Reest	OP:	4	4									
	OT:	52	52	53	54	55	55	56	57	59	60	61
Mar 15	BA:	52	53	54	55	56	57	58	59	61	62	63
Base	OP:	4	4									
	OT:	52	53	54	55	56	57	58	59	61	62	63
Orig	BA:	52	52	53	54	55	55	56	57	59	60	61
Pres	OP:	0	2									
	OT:	52	54	53	54	55	55	56	57	59	60	61
Reest -	BA:	0	-1	-1	-1	-1	-2	-2	-2	-2	-2	-2
Mar15	OP:	0	0									
	OT:	0	-1	-1	-1	-1	-2	-2	-2	-2	-2	-2
Reest -	BA:	0	0	0	0	0	0	0	0	0	0	0
Orig	OP:	4	2									
	OT:	0	-2	0	0	0	0	0	0	0	0	0



Sorted by FUNC, SFUN, TID, SUB
 (amounts in millions)

		2015	2016	2017	2018	2019	2020	2021	2022	2023	2024	2025
ADMINISTRATION OF JUSTICE (750)												
Administrative Office of the United States Courts												
Salaries and expenses												
010 0927 0 1 752 AA01 FS FS 03 0												
Appropriation												
Pres 16	BA:	84	88	90	92	92	93	95	97	99	101	103
Reest	OP:	4	5									
	OT:	84	89	91	92	92	93	95	97	99	101	103
Mar 15	BA:	84	87	90	94	98	102	106	111	115	119	124
Base	OP:	4	5									
	OT:	84	88	91	94	98	102	106	111	115	119	124
Orig	BA:	84	88	90	92	92	93	95	97	99	101	103
Pres	OP:	0	5									
	OT:	79	88	90	91	92	93	95	97	99	101	103
Reest -	BA:	0	1	0	-2	-6	-9	-11	-14	-16	-18	-21
Mar15	OP:	0	0									
	OT:	0	1	0	-2	-6	-9	-11	-14	-16	-18	-21
Reest -	BA:	0	0	0	0	0	0	0	0	0	0	0
Orig	OP:	4	0									
	OT:	5	1	1	1	0	0	0	0	0	0	0



Sorted by FUNC, SFUN, TID, SUB
 (amounts in millions)

		2015	2016	2017	2018	2019	2020	2021	2022	2023	2024	2025
ADMINISTRATION OF JUSTICE (750)												
Federal Judicial Center												
Salaries and expenses												
010 0928 0 1 752 AA01 FS FS 03 0												
Appropriation												
Pres 16	BA:	27	28	29	29	29	30	30	31	32	32	33
Reest	OP:	3	3									
	OT:	27	28	28	28	28	29	29	30	31	31	32
Mar 15	BA:	27	28	29	30	31	32	33	34	35	36	38
Base	OP:	3	3									
	OT:	27	28	28	29	30	31	32	33	34	35	37
Orig	BA:	27	28	29	29	29	30	30	31	32	32	33
Pres	OP:	6	1									
	OT:	32	28	29	29	29	29	30	31	32	32	33
Reest -	BA:	0	0	0	-1	-2	-2	-3	-3	-3	-4	-5
Mar15	OP:	0	0									
	OT:	0	0	0	-1	-2	-2	-3	-3	-3	-4	-5
Reest -	BA:	0	0	0	0	0	0	0	0	0	0	0
Orig	OP:	-3	2									
	OT:	-5	0	-1	-1	-1	0	-1	-1	-1	-1	-1



Sorted by FUNC, SFUN, TID, SUB
 (amounts in millions)

		2015	2016	2017	2018	2019	2020	2021	2022	2023	2024	2025
ADMINISTRATION OF JUSTICE (750)												
Courts of Appeals, District Courts, and other Judicial Services												
Court security												
010 0930 0 1 752 AA01 FS FS 03 0												
Appropriation												
Pres 16	BA:	514	542	553	564	570	575	587	598	610	623	635
Reest	OP:	129	129									
	OT:	489	508	548	560	568	573	583	594	606	619	631
Mar 15	BA:	514	522	531	542	554	565	577	589	601	614	626
Base	OP:	129	129									
	OT:	489	494	528	538	550	561	573	585	597	610	622
Orig	BA:	514	542	553	564	570	575	587	598	610	623	635
Pres	OP:	108	128									
	OT:	494	534	551	561	569	573	584	595	608	619	632
Reest -	BA:	0	20	22	22	16	10	10	9	9	9	9
Mar15	OP:	0	0									
	OT:	0	14	20	22	18	12	10	9	9	9	9
Reest -	BA:	0	0	0	0	0	0	0	0	0	0	0
Orig	OP:	21	1									
	OT:	-5	-26	-3	-1	-1	0	-1	-1	-2	0	-1



Sorted by FUNC, SFUN, TID, SUB
 (amounts in millions)

		2015	2016	2017	2018	2019	2020	2021	2022	2023	2024	2025
ADMINISTRATION OF JUSTICE (750)												
United States Sentencing Commission												
Salaries and expenses												
010 0938 0 1 752 AA01 FS FS 03 0												
Appropriation												
Pres 16	BA:	17	18	18	19	19	19	19	20	20	21	21
Reest	OP:	2	2									
	OT:	17	18	18	19	19	19	19	20	20	20	21
Mar 15	BA:	17	18	18	19	20	20	21	22	23	24	24
Base	OP:	2	2									
	OT:	17	18	18	19	20	20	20	21	22	23	24
Orig	BA:	17	18	18	19	19	19	19	20	20	21	21
Pres	OP:	3	3									
	OT:	17	18	18	19	19	19	19	20	20	21	21
Reest -	BA:	0	0	0	0	-1	-1	-2	-2	-3	-3	-3
Mar15	OP:	0	0									
	OT:	0	0	0	0	-1	-1	-1	-1	-2	-3	-3
Reest -	BA:	0	0	0	0	0	0	0	0	0	0	0
Orig	OP:	-1	-1									
	OT:	0	0	0	0	0	0	0	0	0	-1	0




Sorted by FUNC, SFUN, TID, SUB
 (amounts in millions)

		2015	2016	2017	2018	2019	2020	2021	2022	2023	2024	2025
ADMINISTRATION OF JUSTICE (750)												
Judicial Retirement Funds												
Payment to judiciary trust funds												
010 0941 0 1 752 AA01 FS FS 10 1												
Appropriation												
Pres 16	BA:	127	132	137	143	149	155	162	168	175	182	189
Reest	OP:	0	0									
	OT:	127	132	137	143	149	155	162	168	175	182	189
Mar 15	BA:	127	132	137	143	149	155	162	168	175	182	189
Base	OP:	0	0									
	OT:	127	132	137	143	149	155	162	168	175	182	189
Orig	BA:	144	155	168	182	198	215	229	225	221	228	234
Pres	OP:	0	0									
	OT:	144	155	168	182	198	215	229	225	221	228	234
Reest -	BA:	0	0	0	0	0	0	0	0	0	0	0
Mar15	OP:	0	0									
	OT:	0	0	0	0	0	0	0	0	0	0	0
Reest -	BA:	-17	-23	-31	-39	-49	-60	-67	-57	-46	-46	-45
Orig	OP:	0	0									
	OT:	-17	-23	-31	-39	-49	-60	-67	-57	-46	-46	-45




Sorted by FUNC, SFUN, TID, SUB
 (amounts in millions)

		2015	2016	2017	2018	2019	2020	2021	2022	2023	2024	2025
ADMINISTRATION OF JUSTICE (750)												
Courts of Appeals, District Courts, and other Judicial Services												
Judiciary filing fees												
010 5100 0 2 752 BA01 42 86 10 A												
Federal Fund												
Pres 16	BA:	250	250	250	250	250	250	250	250	250	250	250
Reest	OP:	240	250									
	OT:	240	250	250	250	250	250	250	250	250	250	250
Mar 15	BA:	250	250	250	250	250	250	250	250	250	250	250
Base	OP:	240	250									
	OT:	240	250	250	250	250	250	250	250	250	250	250
Orig	BA:	204	199	236	246	257	261	264	268	283	283	283
Pres	OP:	11	0									
	OT:	215	199	236	246	257	261	264	268	283	283	283
Reest -	BA:	0	0	0	0	0	0	0	0	0	0	0
Mar15	OP:	0	0									
	OT:	0	0	0	0	0	0	0	0	0	0	0
Reest -	BA:	46	51	14	4	-7	-11	-14	-18	-33	-33	-33
Orig	OP:	229	250									
	OT:	25	51	14	4	-7	-11	-14	-18	-33	-33	-33
010 5100 0 2 752 BS01 42 86 10 A												
Sequester												
Pres 16	BA:	-16	0	0	0	0	0	0	0	0	0	0
Reest	OP:	0	0									
	OT:	-16	0	0	0	0	0	0	0	0	0	0
Mar 15	BA:	-16	-14	0	0	0	0	0	0	0	0	0
Base	OP:	0	0									
	OT:	-16	-14	0	0	0	0	0	0	0	0	0
Orig	BA:	0	0	0	0	0	0	0	0	0	0	0
Pres	OP:	0	0									
	OT:	0	0	0	0	0	0	0	0	0	0	0
Reest -	BA:	0	14	0	0	0	0	0	0	0	0	0
Mar15	OP:	0	0									
	OT:	0	14	0	0	0	0	0	0	0	0	0
Reest -	BA:	-16	0	0	0	0	0	0	0	0	0	0
Orig	OP:	0	0									
	OT:	-16	0	0	0	0	0	0	0	0	0	0



Sorted by FUNC, SFUN, TID, SUB
 (amounts in millions)

		2015	2016	2017	2018	2019	2020	2021	2022	2023	2024	2025
ADMINISTRATION OF JUSTICE (750)												
Account Total for Judiciary filing fees												
Pres 16	BA:	234	250	250	250	250	250	250	250	250	250	250
Reest	OP:	240	250									
	OT:	224	250	250	250	250	250	250	250	250	250	250
Mar 15	BA:	234	236	250	250	250	250	250	250	250	250	250
Base	OP:	240	250									
	OT:	224	236	250	250	250	250	250	250	250	250	250
Orig	BA:	204	199	236	246	257	261	264	268	283	283	283
Pres	OP:	11	0									
	OT:	215	199	236	246	257	261	264	268	283	283	283
Reest -	BA:	0	14	0	0	0	0	0	0	0	0	0
Mar15	OP:	0	0									
	OT:	0	14	0	0	0	0	0	0	0	0	0
Reest -	BA:	30	51	14	4	-7	-11	-14	-18	-33	-33	-33
Orig	OP:	229	250									
	OT:	9	51	14	4	-7	-11	-14	-18	-33	-33	-33
Registry Administration												
010 5101 0 2 752 BA01 42 86 10 0												
Federal Fund												
Pres 16	BA:	2	2	2	2	2	2	2	2	2	2	2
Reest	OP:	0	2									
	OT:	0	2	2	2	2	2	2	2	2	2	2
Mar 15	BA:	2	2	2	2	2	2	2	2	2	2	2
Base	OP:	0	2									
	OT:	0	2	2	2	2	2	2	2	2	2	2
Orig	BA:	1	1	1	1	2	2	2	2	2	2	2
Pres	OP:	0	0									
	OT:	1	1	1	1	2	2	2	2	2	2	2
Reest -	BA:	0	0	0	0	0	0	0	0	0	0	0
Mar15	OP:	0	0									
	OT:	0	0	0	0	0	0	0	0	0	0	0
Reest -	BA:	1	1	1	1	0	0	0	0	0	0	0
Orig	OP:	0	2									
	OT:	-1	1	1	1	0	0	0	0	0	0	0



Sorted by FUNC, SFUN, TID, SUB
 (amounts in millions)

		2015	2016	2017	2018	2019	2020	2021	2022	2023	2024	2025
ADMINISTRATION OF JUSTICE (750)												
Judiciary information technology fund												
010 5114 0 2 752 BA01 42 86 10 2												
Federal Fund												
Pres 16	BA:	511	520	530	541	552	563	574	586	598	610	622
Reest	OP:	233	266									
	OT:	489	526	528	531	535	537	540	551	563	574	586
Mar 15	BA:	511	520	530	541	552	563	574	586	598	610	622
Base	OP:	233	266									
	OT:	489	526	528	531	535	537	540	551	563	574	586
Orig	BA:	486	574	531	550	569	590	612	635	659	684	709
Pres	OP:	196	191									
	OT:	637	621	543	550	554	561	565	573	580	585	592
Reest -	BA:	0	0	0	0	0	0	0	0	0	0	0
Mar15	OP:	0	0									
	OT:	0	0	0	0	0	0	0	0	0	0	0
Reest -	BA:	25	-54	-1	-9	-17	-27	-38	-49	-61	-74	-87
Orig	OP:	37	75									
	OT:	-148	-95	-15	-19	-19	-24	-25	-22	-17	-11	-6



Sorted by FUNC, SFUN, TID, SUB
 (amounts in millions)

		2015	2016	2017	2018	2019	2020	2021	2022	2023	2024	2025
ADMINISTRATION OF JUSTICE (750)												
Judicial Branch												
Federal payment to Claims Court Judges Retirement Fund												
010 9990 8 7 752 CB01 XX XX 20 0												
Offsetting Receipts												
Pres 16	BA:	-6	-6	-6	-6	-6	-7	-7	-7	-7	-7	-7
Reest	OP:	0	0									
	OT:	-6	-6	-6	-6	-6	-7	-7	-7	-7	-7	-7
Mar 15	BA:	-6	-6	-6	-6	-6	-7	-7	-7	-7	-7	-7
Base	OP:	0	0									
	OT:	-6	-6	-6	-6	-6	-7	-7	-7	-7	-7	-7
Orig	BA:	-6	-6	-6	-5	-5	-5	-5	-5	-5	-5	-5
Pres	OP:	0	0									
	OT:	-6	-6	-6	-5	-5	-5	-5	-5	-5	-5	-5
Reest -	BA:	0	0	0	0	0	0	0	0	0	0	0
Mar15	OP:	0	0									
	OT:	0	0	0	0	0	0	0	0	0	0	0
Reest -	BA:	0	0	0	-1	-1	-2	-2	-2	-2	-2	-2
Orig	OP:	0	0									
	OT:	0	0	0	-1	-1	-2	-2	-2	-2	-2	-2



Sorted by FUNC, SFUN, TID, SUB
 (amounts in millions)

		2015	2016	2017	2018	2019	2020	2021	2022	2023	2024	2025
ADMINISTRATION OF JUSTICE (750)												
Judicial Retirement Funds												
Federal Payment to Judicial Officers' Retirement Fund												
010 9991 8 1 752 CB01 XX XX 20 A												
Offsetting Receipts												
Pres 16	BA:	-103	-114	-126	-140	-154	-169	-183	-199	-215	-232	-248
Reest	OP:	0	0									
	OT:	-103	-114	-126	-140	-154	-169	-183	-199	-215	-232	-248
Mar 15	BA:	-103	-114	-126	-140	-154	-169	-183	-199	-215	-232	-248
Base	OP:	0	0									
	OT:	-103	-114	-126	-140	-154	-169	-183	-199	-215	-232	-248
Orig	BA:	-116	-127	-140	-154	-170	-187	-201	-196	-192	-198	-204
Pres	OP:	0	0									
	OT:	-116	-127	-140	-154	-170	-187	-201	-196	-192	-198	-204
Reest -	BA:	0	0	0	0	0	0	0	0	0	0	0
Mar15	OP:	0	0									
	OT:	0	0	0	0	0	0	0	0	0	0	0
Reest -	BA:	13	13	14	14	16	18	18	-3	-23	-34	-44
Orig	OP:	0	0									
	OT:	13	13	14	14	16	18	18	-3	-23	-34	-44



Sorted by FUNC, SFUN, TID, SUB
 (amounts in millions)

		2015	2016	2017	2018	2019	2020	2021	2022	2023	2024	2025
ADMINISTRATION OF JUSTICE (750)												
Judicial Branch												
Judiciary Information Technology Fund												
010 9993 8 1 752 CB01 XX XX 20 A												
Offsetting Receipts												
Intragovernmental Transfer from S&E												
Pres 16	BA:	-360	-375	-390	-400	-400	-400	-400	-400	-400	-400	-400
Reest	OP:	0	0									
	OT:	-360	-375	-390	-400	-400	-400	-400	-400	-400	-400	-400
Mar 15	BA:	-360	-375	-390	-400	-400	-400	-400	-400	-400	-400	-400
Base	OP:	0	0									
	OT:	-360	-375	-390	-400	-400	-400	-400	-400	-400	-400	-400
Orig	BA:	-333	-421	-421	-432	-423	-435	-446	-458	-470	-483	-495
Pres	OP:	0	0									
	OT:	-333	-421	-421	-432	-423	-435	-446	-458	-470	-483	-495
Reest -	BA:	0	0	0	0	0	0	0	0	0	0	0
Mar15	OP:	0	0									
	OT:	0	0	0	0	0	0	0	0	0	0	0
Reest -	BA:	-27	46	31	32	23	35	46	58	70	83	95
Orig	OP:	0	0									
	OT:	-27	46	31	32	23	35	46	58	70	83	95



Sorted by FUNC, SFUN, TID, SUB
 (amounts in millions)

		2015	2016	2017	2018	2019	2020	2021	2022	2023	2024	2025
ADMINISTRATION OF JUSTICE (750)												
Federal Payment to Judicial Survivors Annuities Fund												
010 9996 8 7 752 CB01 XX XX 20 0												
Offsetting Receipts												
Pres 16	BA:	-16	-16	-17	-17	-17	-18	-18	-18	-19	-19	-19
Reest	OP:	0	0									
	OT:	-16	-16	-17	-17	-17	-18	-18	-18	-19	-19	-19
Mar 15	BA:	-16	-16	-17	-17	-17	-18	-18	-18	-19	-19	-19
Base	OP:	0	0									
	OT:	-16	-16	-17	-17	-17	-18	-18	-18	-19	-19	-19
Orig	BA:	-22	-22	-22	-23	-23	-23	-23	-24	-24	-25	-25
Pres	OP:	0	0									
	OT:	-22	-22	-22	-23	-23	-23	-23	-24	-24	-25	-25
Reest -	BA:	0	0	0	0	0	0	0	0	0	0	0
Mar15	OP:	0	0									
	OT:	0	0	0	0	0	0	0	0	0	0	0
Reest -	BA:	6	6	5	6	6	5	5	6	5	6	6
Orig	OP:	0	0									
	OT:	6	6	5	6	6	5	5	6	5	6	6



Sorted by FUNC, SFUN, TID, SUB
 (amounts in millions)

		2015	2016	2017	2018	2019	2020	2021	2022	2023	2024	2025
ADMINISTRATION OF JUSTICE (750)												
Judiciary Information Technology Fund proprietary receipts												
010 9997 8 1 752 CB01 XX XX 20 1												
Offsetting Receipts												
PACER fees												
Pres 16	BA:	-141	-143	-146	-148	-151	-155	-158	-161	-164	-168	-171
Reest	OP:	0	0									
	OT:	-141	-143	-146	-148	-151	-155	-158	-161	-164	-168	-171
Mar 15	BA:	-141	-143	-146	-148	-151	-155	-158	-161	-164	-168	-171
Base	OP:	0	0									
	OT:	-141	-143	-146	-148	-151	-155	-158	-161	-164	-168	-171
Orig	BA:	-153	-153	-153	-153	-153	-153	-153	-153	-153	-153	-153
Pres	OP:	0	0									
	OT:	-153	-153	-153	-153	-153	-153	-153	-153	-153	-153	-153
Reest -	BA:	0	0	0	0	0	0	0	0	0	0	0
Mar15	OP:	0	0									
	OT:	0	0	0	0	0	0	0	0	0	0	0
Reest -	BA:	12	10	7	5	2	-2	-5	-8	-11	-15	-18
Orig	OP:	0	0									
	OT:	12	10	7	5	2	-2	-5	-8	-11	-15	-18



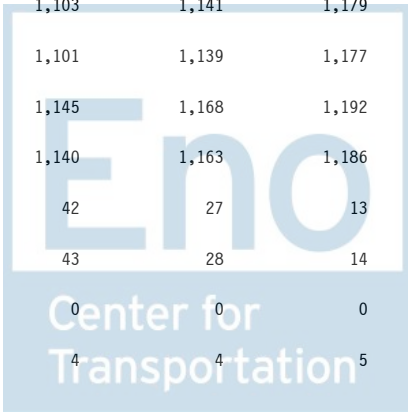
Sorted by FUNC, SFUN, TID, SUB
 (amounts in millions)

	2015	2016	2017	2018	2019	2020	2021	2022	2023	2024	2025
ADMINISTRATION OF JUSTICE (750)											
Department of Justice											
Legal Activities and U.S. Marshals											
Salaries and expenses, General Legal Activities											
015 0128 0 1 752 AA01 CJ CJ 03 0											
Appropriation											
Pres 16 BA:	885	1,037	1,057	1,079	1,089	1,101	1,122	1,145	1,168	1,192	1,215
Reest OP:	52	76									
OT:	884	1,051	1,067	1,084	1,088	1,100	1,121	1,144	1,167	1,191	1,214
Mar 15 BA:	885	912	941	974	1,008	1,043	1,079	1,116	1,154	1,192	1,232
Base OP:	52	76									
OT:	884	933	950	978	1,006	1,041	1,077	1,114	1,152	1,190	1,230
Orig BA:	875	1,037	1,057	1,079	1,089	1,101	1,122	1,145	1,168	1,192	1,215
Pres OP:	360	185									
OT:	1,051	1,015	1,049	1,074	1,086	1,100	1,117	1,140	1,163	1,186	1,210
Reest - BA:	0	125	116	105	81	58	43	29	14	0	-17
Mar15 OP:	0	0									
OT:	0	118	117	106	82	59	44	30	15	1	-16
Reest - BA:	10	0	0	0	0	0	0	0	0	0	0
Orig OP:	-308	-109									
OT:	-167	36	18	10	2	0	4	4	4	5	4



Sorted by FUNC, SFUN, TID, SUB
 (amounts in millions)

		2015	2016	2017	2018	2019	2020	2021	2022	2023	2024	2025
ADMINISTRATION OF JUSTICE (750)												
015 0128 0 1 752 IA01 CJ CJ 03 0												
Rescission												
Pres 16	BA:	-10	0	0	0	0	0	0	0	0	0	0
Reest	OP:	0	-1									
	OT:	-9	-1	0	0	0	0	0	0	0	0	0
Mar 15	BA:	-10	-10	-11	-11	-11	-12	-12	-13	-13	-13	-14
Base	OP:	0	-1									
	OT:	-9	-10	-11	-11	-11	-12	-12	-13	-13	-13	-14
Orig	BA:	0	0	0	0	0	0	0	0	0	0	0
Pres	OP:	0	0									
	OT:	0	0	0	0	0	0	0	0	0	0	0
Reest -	BA:	0	10	11	11	11	12	12	13	13	13	14
Mar15	OP:	0	0									
	OT:	0	9	11	11	11	12	12	13	13	13	14
Reest -	BA:	-10	0	0	0	0	0	0	0	0	0	0
Orig	OP:	0	-1									
	OT:	-9	-1	0	0	0	0	0	0	0	0	0
Account Total for Salaries and expenses, General Legal Activities												
Pres 16	BA:	875	1,037	1,057	1,079	1,089	1,101	1,122	1,145	1,168	1,192	1,215
Reest	OP:	52	75									
	OT:	875	1,050	1,067	1,084	1,088	1,100	1,121	1,144	1,167	1,191	1,214
Mar 15	BA:	875	902	930	963	997	1,031	1,067	1,103	1,141	1,179	1,218
Base	OP:	52	75									
	OT:	875	923	939	967	995	1,029	1,065	1,101	1,139	1,177	1,216
Orig	BA:	875	1,037	1,057	1,079	1,089	1,101	1,122	1,145	1,168	1,192	1,215
Pres	OP:	360	185									
	OT:	1,051	1,015	1,049	1,074	1,086	1,100	1,117	1,140	1,163	1,186	1,210
Reest -	BA:	0	135	127	116	92	70	55	42	27	13	-3
Mar15	OP:	0	0									
	OT:	0	127	128	117	93	71	56	43	28	14	-2
Reest -	BA:	0	0	0	0	0	0	0	0	0	0	0
Orig	OP:	-308	-110									
	OT:	-176	35	18	10	2	0	4	4	4	5	4




Sorted by FUNC, SFUN, TID, SUB
 (amounts in millions)

		2015	2016	2017	2018	2019	2020	2021	2022	2023	2024	2025
ADMINISTRATION OF JUSTICE (750)												
General Administration												
Detention Trustee												
015 0136 0 1 752 IA01 CJ CJ 03												
Rescission												
Pres 16	BA:	0	0	0	0	0	0	0	0	0	0	0
Reest	OP:	0	0									
	OT:	0	0	0	0	0	0	0	0	0	0	0
Mar 15	BA:	0	0	0	0	0	0	0	0	0	0	0
Base	OP:	0	0									
	OT:	0	0	0	0	0	0	0	0	0	0	0
Orig	BA:	-23	0	0	0	0	0	0	0	0	0	0
Pres	OP:	0	0									
	OT:	0	0	0	0	0	0	0	0	0	0	0
Reest -	BA:	0	0	0	0	0	0	0	0	0	0	0
Mar15	OP:	0	0									
	OT:	0	0	0	0	0	0	0	0	0	0	0
Reest -	BA:	23	0	0	0	0	0	0	0	0	0	0
Orig	OP:	0	0									
	OT:	0	0	0	0	0	0	0	0	0	0	0



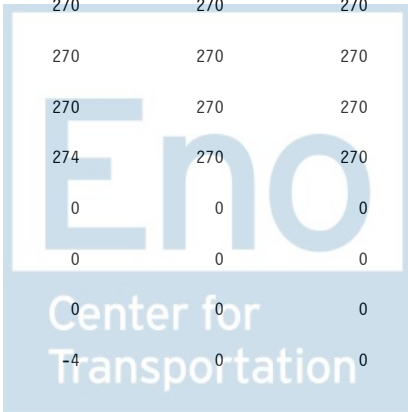
Sorted by FUNC, SFUN, TID, SUB
 (amounts in millions)

		2015	2016	2017	2018	2019	2020	2021	2022	2023	2024	2025
ADMINISTRATION OF JUSTICE (750)												
Legal Activities and U.S. Marshals												
Fees and expenses of witnesses												
015 0311 0 1 752 AA01 CJ CJ 10 A												
Appropriation												
Pres 16	BA:	270	270	270	270	270	270	270	270	270	270	270
Reest	OP:	72	82									
	OT:	261	271	270	270	270	270	270	270	270	270	270
Mar 15	BA:	270	270	270	270	270	270	270	270	270	270	270
Base	OP:	72	82									
	OT:	261	271	270	270	270	270	270	270	270	270	270
Orig	BA:	270	270	270	270	270	270	270	270	270	270	270
Pres	OP:	83	83									
	OT:	272	272	272	272	273	274	274	274	270	270	270
Reest -	BA:	0	0	0	0	0	0	0	0	0	0	0
Mar15	OP:	0	0									
	OT:	0	0	0	0	0	0	0	0	0	0	0
Reest -	BA:	0	0	0	0	0	0	0	0	0	0	0
Orig	OP:	-11	-1									
	OT:	-11	-1	-2	-2	-3	-4	-4	-4	0	0	0
015 0311 0 1 752 AS01 CJ CJ 10 A												
Sequester												
Pres 16	BA:	-20	0	0	0	0	0	0	0	0	0	0
Reest	OP:	0	0									
	OT:	-20	0	0	0	0	0	0	0	0	0	0
Mar 15	BA:	-20	-18	0	0	0	0	0	0	0	0	0
Base	OP:	0	0									
	OT:	-20	-18	0	0	0	0	0	0	0	0	0
Orig	BA:	0	0	0	0	0	0	0	0	0	0	0
Pres	OP:	0	0									
	OT:	0	0	0	0	0	0	0	0	0	0	0
Reest -	BA:	0	18	0	0	0	0	0	0	0	0	0
Mar15	OP:	0	0									
	OT:	0	18	0	0	0	0	0	0	0	0	0
Reest -	BA:	-20	0	0	0	0	0	0	0	0	0	0
Orig	OP:	0	0									
	OT:	-20	0	0	0	0	0	0	0	0	0	0




Sorted by FUNC, SFUN, TID, SUB
 (amounts in millions)

		2015	2016	2017	2018	2019	2020	2021	2022	2023	2024	2025
ADMINISTRATION OF JUSTICE (750)												
015 0311 0 1 752 BA01 42 86 10												
Federal Fund												
Pres 16	BA:	0	0	0	0	0	0	0	0	0	0	0
Reest	OP:	0	0									
	OT:	0	0	0	0	0	0	0	0	0	0	0
Mar 15	BA:	0	0	0	0	0	0	0	0	0	0	0
Base	OP:	0	0									
	OT:	0	0	0	0	0	0	0	0	0	0	0
Orig	BA:	-20	0	0	0	0	0	0	0	0	0	0
Pres	OP:	108	0									
	OT:	108	0	0	0	0	0	0	0	0	0	0
Reest -	BA:	0	0	0	0	0	0	0	0	0	0	0
Mar15	OP:	0	0									
	OT:	0	0	0	0	0	0	0	0	0	0	0
Reest -	BA:	20	0	0	0	0	0	0	0	0	0	0
Orig	OP:	-108	0									
	OT:	-108	0	0	0	0	0	0	0	0	0	0
Account Total for Fees and expenses of witnesses												
Pres 16	BA:	250	270	270	270	270	270	270	270	270	270	270
Reest	OP:	72	82									
	OT:	241	271	270	270	270	270	270	270	270	270	270
Mar 15	BA:	250	252	270	270	270	270	270	270	270	270	270
Base	OP:	72	82									
	OT:	241	253	270	270	270	270	270	270	270	270	270
Orig	BA:	250	270	270	270	270	270	270	270	270	270	270
Pres	OP:	191	83									
	OT:	380	272	272	272	273	274	274	274	270	270	270
Reest -	BA:	0	18	0	0	0	0	0	0	0	0	0
Mar15	OP:	0	0									
	OT:	0	18	0	0	0	0	0	0	0	0	0
Reest -	BA:	0	0	0	0	0	0	0	0	0	0	0
Orig	OP:	-119	-1									
	OT:	-139	-1	-2	-2	-3	-4	-4	-4	0	0	0



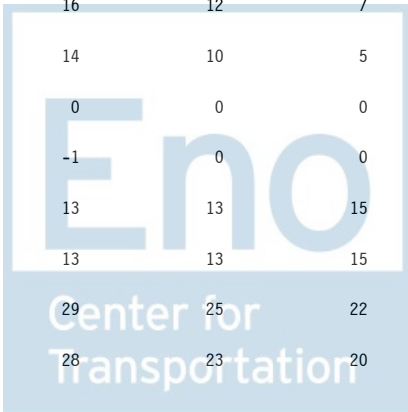
Sorted by FUNC, SFUN, TID, SUB
 (amounts in millions)

		2015	2016	2017	2018	2019	2020	2021	2022	2023	2024	2025
ADMINISTRATION OF JUSTICE (750)												
Salaries and expenses, Antitrust Division												
015 0319 0 1 752 AA01 CJ CJ 03 0												
Appropriation												
Pres 16	BA:	162	165	171	178	186	193	201	209	217	226	234
Reest	OP:	24	24									
	OT:	162	164	170	177	184	192	199	207	215	224	232
Mar 15	BA:	162	168	174	182	189	197	205	213	221	230	239
Base	OP:	24	24									
	OT:	162	167	173	181	188	195	203	211	219	228	237
Orig	BA:	52	61	0	0	0	0	0	0	0	0	0
Pres	OP:	26	15									
	OT:	62	60	-1	0	-1	0	0	-1	0	0	-1
Reest -	BA:	0	-3	-3	-4	-3	-4	-4	-4	-4	-4	-5
Mar15	OP:	0	0									
	OT:	0	-3	-3	-4	-4	-3	-4	-4	-4	-4	-5
Reest -	BA:	110	104	171	178	186	193	201	209	217	226	234
Orig	OP:	-2	9									
	OT:	100	104	171	177	185	192	199	208	215	224	233
015 0319 0 1 752 AA02 CJ CJ 03 A												
Appropriation												
HSR fees												
Pres 16	BA:	-122	-124	-132	-140	-149	-159	-169	-180	-192	-204	-214
Reest	OP:	0	0									
	OT:	-122	-124	-132	-140	-149	-159	-169	-180	-192	-204	-214
Mar 15	BA:	-122	-130	-138	-147	-156	-166	-177	-189	-201	-214	-224
Base	OP:	0	0									
	OT:	-122	-130	-138	-147	-156	-166	-177	-189	-201	-214	-224
Orig	BA:	0	0	0	0	0	0	0	0	0	0	0
Pres	OP:	0	0									
	OT:	0	0	0	0	0	0	0	0	0	0	0
Reest -	BA:	0	6	6	7	7	7	8	9	9	10	10
Mar15	OP:	0	0									
	OT:	0	6	6	7	7	7	8	9	9	10	10
Reest -	BA:	-122	-124	-132	-140	-149	-159	-169	-180	-192	-204	-214
Orig	OP:	0	0									
	OT:	-122	-124	-132	-140	-149	-159	-169	-180	-192	-204	-214




Sorted by FUNC, SFUN, TID, SUB
 (amounts in millions)

		2015	2016	2017	2018	2019	2020	2021	2022	2023	2024	2025
ADMINISTRATION OF JUSTICE (750)												
015 0319 0 1 752 IA01 CJ CJ 03 0												
Rescission												
Pres 16	BA:	-6	0	0	0	0	0	0	0	0	0	0
Reest	OP:	0	-1									
	OT:	-5	-1	0	0	0	0	0	0	0	0	0
Mar 15	BA:	-6	-6	-6	-7	-7	-7	-8	-8	-8	-9	-9
Base	OP:	0	-1									
	OT:	-5	-6	-6	-7	-7	-7	-8	-8	-8	-9	-9
Orig	BA:	0	0	0	0	0	0	0	0	0	0	0
Pres	OP:	0	0									
	OT:	0	0	0	0	0	0	0	0	0	0	0
Reest -	BA:	0	6	6	7	7	7	8	8	8	9	9
Mar15	OP:	0	0									
	OT:	0	5	6	7	7	7	8	8	8	9	9
Reest -	BA:	-6	0	0	0	0	0	0	0	0	0	0
Orig	OP:	0	-1									
	OT:	-5	-1	0	0	0	0	0	0	0	0	0
Account Total for Salaries and expenses, Antitrust Division												
Pres 16	BA:	34	41	39	38	37	34	32	29	25	22	20
Reest	OP:	24	23									
	OT:	35	39	38	37	35	33	30	27	23	20	18
Mar 15	BA:	34	32	30	28	26	24	20	16	12	7	6
Base	OP:	24	23									
	OT:	35	31	29	27	25	22	18	14	10	5	4
Orig	BA:	52	61	0	0	0	0	0	0	0	0	0
Pres	OP:	26	15									
	OT:	62	60	-1	0	-1	0	0	-1	0	0	-1
Reest -	BA:	0	9	9	10	11	10	12	13	13	15	14
Mar15	OP:	0	0									
	OT:	0	8	9	10	10	11	12	13	13	15	14
Reest -	BA:	-18	-20	39	38	37	34	32	29	25	22	20
Orig	OP:	-2	8									
	OT:	-27	-21	39	37	36	33	30	28	23	20	19



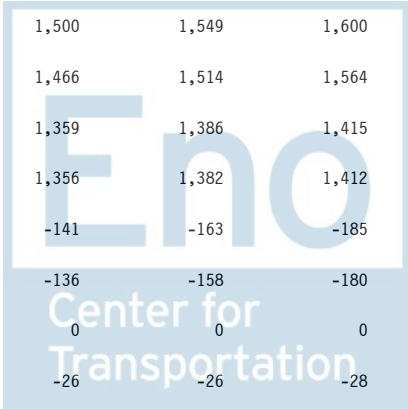
Sorted by FUNC, SFUN, TID, SUB
 (amounts in millions)

		2015	2016	2017	2018	2019	2020	2021	2022	2023	2024	2025
ADMINISTRATION OF JUSTICE (750)												
Salaries and expenses, United States Attorneys												
015 0322 0 1 752 AA01 CJ CJ 03 0												
Appropriation												
Pres 16	BA:	1,960	2,032	2,073	2,114	2,136	2,156	2,200	2,243	2,288	2,335	2,381
Reest	OP:	166	157									
	OT:	1,969	2,026	2,070	2,111	2,134	2,154	2,196	2,240	2,284	2,331	2,377
Mar 15	BA:	1,960	2,020	2,086	2,160	2,237	2,316	2,397	2,480	2,565	2,652	2,742
Base	OP:	166	157									
	OT:	1,969	2,015	2,081	2,154	2,231	2,310	2,391	2,473	2,558	2,645	2,735
Orig	BA:	1,951	2,032	2,073	2,114	2,136	2,156	2,200	2,243	2,288	2,335	2,381
Pres	OP:	377	195									
	OT:	2,075	1,963	2,065	2,108	2,132	2,153	2,193	2,237	2,281	2,328	2,374
Reest -	BA:	0	12	-13	-46	-101	-160	-197	-237	-277	-317	-361
Mar15	OP:	0	0									
	OT:	0	11	-11	-43	-97	-156	-195	-233	-274	-314	-358
Reest -	BA:	9	0	0	0	0	0	0	0	0	0	0
Orig	OP:	-211	-38									
	OT:	-106	63	5	3	2	1	3	3	3	3	3
015 0322 0 1 752 IA01 CJ CJ 03 0												
Rescission												
Pres 16	BA:	-9	0	0	0	0	0	0	0	0	0	0
Reest	OP:	0	-1									
	OT:	-8	-1	0	0	0	0	0	0	0	0	0
Mar 15	BA:	-9	-9	-10	-10	-10	-11	-11	-11	-12	-12	-13
Base	OP:	0	-1									
	OT:	-8	-9	-10	-10	-10	-11	-11	-11	-12	-12	-13
Orig	BA:	0	0	0	0	0	0	0	0	0	0	0
Pres	OP:	0	0									
	OT:	0	0	0	0	0	0	0	0	0	0	0
Reest -	BA:	0	9	10	10	10	11	11	11	12	12	13
Mar15	OP:	0	0									
	OT:	0	8	10	10	10	11	11	11	12	12	13
Reest -	BA:	-9	0	0	0	0	0	0	0	0	0	0
Orig	OP:	0	-1									
	OT:	-8	-1	0	0	0	0	0	0	0	0	0



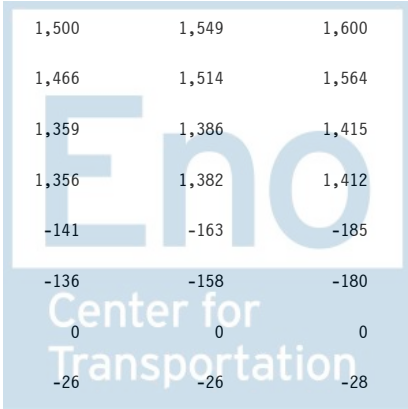
Sorted by FUNC, SFUN, TID, SUB
 (amounts in millions)

		2015	2016	2017	2018	2019	2020	2021	2022	2023	2024	2025
ADMINISTRATION OF JUSTICE (750)												
Account Total for Salaries and expenses, United States Attorneys												
Pres 16	BA:	1,951	2,032	2,073	2,114	2,136	2,156	2,200	2,243	2,288	2,335	2,381
Reest	OP:	166	156									
	OT:	1,961	2,025	2,070	2,111	2,134	2,154	2,196	2,240	2,284	2,331	2,377
Mar 15	BA:	1,951	2,011	2,076	2,150	2,227	2,305	2,386	2,469	2,553	2,640	2,729
Base	OP:	166	156									
	OT:	1,961	2,006	2,071	2,144	2,221	2,299	2,380	2,462	2,546	2,633	2,722
Orig	BA:	1,951	2,032	2,073	2,114	2,136	2,156	2,200	2,243	2,288	2,335	2,381
Pres	OP:	377	195									
	OT:	2,075	1,963	2,065	2,108	2,132	2,153	2,193	2,237	2,281	2,328	2,374
Reest -	BA:	0	21	-3	-36	-91	-149	-186	-226	-265	-305	-348
Mar15	OP:	0	0									
	OT:	0	19	-1	-33	-87	-145	-184	-222	-262	-302	-345
Reest -	BA:	0	0	0	0	0	0	0	0	0	0	0
Orig	OP:	-211	-39									
	OT:	-114	62	5	3	2	1	3	3	3	3	3
Salaries and expenses, United States Marshals Service												
015 0324 0 1 752 AA01 CJ CJ 03 0												
Appropriation												
Pres 16	BA:	1,195	1,231	1,256	1,280	1,293	1,306	1,333	1,359	1,386	1,415	1,442
Reest	OP:	98	122									
	OT:	1,174	1,230	1,251	1,252	1,266	1,279	1,304	1,330	1,356	1,384	1,411
Mar 15	BA:	1,195	1,230	1,269	1,312	1,357	1,404	1,451	1,500	1,549	1,600	1,653
Base	OP:	98	122									
	OT:	1,174	1,229	1,263	1,282	1,326	1,372	1,418	1,466	1,514	1,564	1,616
Orig	BA:	1,224	1,231	1,256	1,280	1,293	1,306	1,333	1,359	1,386	1,415	1,442
Pres	OP:	156	130									
	OT:	1,254	1,233	1,253	1,278	1,292	1,305	1,331	1,356	1,382	1,412	1,439
Reest -	BA:	0	1	-13	-32	-64	-98	-118	-141	-163	-185	-211
Mar15	OP:	0	0									
	OT:	0	1	-12	-30	-60	-93	-114	-136	-158	-180	-205
Reest -	BA:	-29	0	0	0	0	0	0	0	0	0	0
Orig	OP:	-58	-8									
	OT:	-80	-3	-2	-26	-26	-26	-27	-26	-26	-28	-28



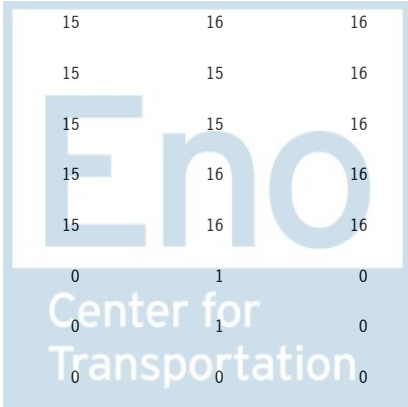
Sorted by FUNC, SFUN, TID, SUB
 (amounts in millions)

		2015	2016	2017	2018	2019	2020	2021	2022	2023	2024	2025
ADMINISTRATION OF JUSTICE (750)												
015 0324 0 1 752 BA60 30 72 10 A SPECTRUM												
Federal Fund												
spectrum												
Pres 16	BA:	29	0	0	0	0	0	0	0	0	0	0
Reest	OP:	0	4									
	OT:	0	4	7	9	5	4	0	0	0	0	0
Mar 15	BA:	29	0	0	0	0	0	0	0	0	0	0
Base	OP:	0	4									
	OT:	0	4	7	9	5	4	0	0	0	0	0
Orig	BA:	0	0	0	0	0	0	0	0	0	0	0
Pres	OP:	0	0									
	OT:	0	0	0	0	0	0	0	0	0	0	0
Reest -	BA:	0	0	0	0	0	0	0	0	0	0	0
Mar15	OP:	0	0									
	OT:	0	0	0	0	0	0	0	0	0	0	0
Reest -	BA:	29	0	0	0	0	0	0	0	0	0	0
Orig	OP:	0	4									
	OT:	0	4	7	9	5	4	0	0	0	0	0
Account Total for Salaries and expenses, United States Marshals Service												
Pres 16	BA:	1,224	1,231	1,256	1,280	1,293	1,306	1,333	1,359	1,386	1,415	1,442
Reest	OP:	98	126									
	OT:	1,174	1,234	1,258	1,261	1,271	1,283	1,304	1,330	1,356	1,384	1,411
Mar 15	BA:	1,224	1,230	1,269	1,312	1,357	1,404	1,451	1,500	1,549	1,600	1,653
Base	OP:	98	126									
	OT:	1,174	1,233	1,270	1,291	1,331	1,376	1,418	1,466	1,514	1,564	1,616
Orig	BA:	1,224	1,231	1,256	1,280	1,293	1,306	1,333	1,359	1,386	1,415	1,442
Pres	OP:	156	130									
	OT:	1,254	1,233	1,253	1,278	1,292	1,305	1,331	1,356	1,382	1,412	1,439
Reest -	BA:	0	1	-13	-32	-64	-98	-118	-141	-163	-185	-211
Mar15	OP:	0	0									
	OT:	0	1	-12	-30	-60	-93	-114	-136	-158	-180	-205
Reest -	BA:	0	0	0	0	0	0	0	0	0	0	0
Orig	OP:	-58	-4									
	OT:	-80	1	5	-17	-21	-22	-27	-26	-26	-28	-28



Sorted by FUNC, SFUN, TID, SUB
 (amounts in millions)

		2015	2016	2017	2018	2019	2020	2021	2022	2023	2024	2025
ADMINISTRATION OF JUSTICE (750)												
Independent counsel												
015 0327 0 1 752 BA01 CJ CJ 10 N												
Federal Fund												
Pres 16	BA:	1	1	1	1	1	1	1	1	1	1	1
Reest	OP:	0	0									
	OT:	1	1	1	1	1	1	1	1	1	1	1
Mar 15	BA:	1	1	1	1	1	1	1	1	1	1	1
Base	OP:	0	0									
	OT:	1	1	1	1	1	1	1	1	1	1	1
Orig	BA:	0	0	0	0	0	0	0	0	0	0	0
Pres	OP:	0	0									
	OT:	0	0	0	0	0	0	0	0	0	0	0
Reest -	BA:	0	0	0	0	0	0	0	0	0	0	0
Mar15	OP:	0	0									
	OT:	0	0	0	0	0	0	0	0	0	0	0
Reest -	BA:	1	1	1	1	1	1	1	1	1	1	1
Orig	OP:	0	0									
	OT:	1	1	1	1	1	1	1	1	1	1	1
Salaries and expenses, Community Relations Service												
015 0500 0 1 752 AA01 CJ CJ 03 0												
Appropriation												
Pres 16	BA:	12	14	14	15	15	15	15	15	16	16	16
Reest	OP:	1	1									
	OT:	11	13	14	15	15	15	15	15	16	16	16
Mar 15	BA:	12	12	13	13	14	14	14	15	15	16	16
Base	OP:	1	1									
	OT:	11	11	13	13	14	14	14	15	15	16	16
Orig	BA:	12	14	14	15	15	15	15	15	16	16	16
Pres	OP:	1	1									
	OT:	11	13	14	15	15	15	15	15	16	16	16
Reest -	BA:	0	2	1	2	1	1	1	0	1	0	0
Mar15	OP:	0	0						0	1	0	0
	OT:	0	2	1	2	1	1	1	0	1	0	0
Reest -	BA:	0	0	0	0	0	0	0	0	0	0	0
Orig	OP:	0	0						0	0	0	0
	OT:	0	0	0	0	0	0	0	0	0	0	0




Sorted by FUNC, SFUN, TID, SUB
 (amounts in millions)

		2015	2016	2017	2018	2019	2020	2021	2022	2023	2024	2025
ADMINISTRATION OF JUSTICE (750)												
Federal prisoner detention												
015 1020 0 1 752 AA01 CJ CJ 03 0												
Appropriation												
Pres 16	BA:	495	1,454	1,483	1,513	1,528	1,543	1,574	1,605	1,638	1,670	1,704
Reest	OP:	92	30									
	OT:	557	1,397	1,481	1,511	1,527	1,542	1,572	1,603	1,636	1,668	1,702
Mar 15	BA:	495	502	511	522	532	543	554	565	577	589	601
Base	OP:	92	30									
	OT:	557	502	510	521	531	542	553	564	576	588	600
Orig	BA:	307	1,385	1,483	1,513	1,528	1,543	1,574	1,605	1,638	1,670	1,704
Pres	OP:	143	74									
	OT:	376	1,241	1,479	1,508	1,526	1,541	1,569	1,600	1,633	1,666	1,698
Reest -	BA:	0	952	972	991	996	1,000	1,020	1,040	1,061	1,081	1,103
Mar15	OP:	0	0									
	OT:	0	895	971	990	996	1,000	1,019	1,039	1,060	1,080	1,102
Reest -	BA:	188	69	0	0	0	0	0	0	0	0	0
Orig	OP:	-51	-44									
	OT:	181	156	2	3	1	1	3	3	3	2	4
015 1020 0 1 752 IA01 CJ CJ 03 0												
Rescission												
Pres 16	BA:	-188	-70	0	0	0	0	0	0	0	0	0
Reest	OP:	0	-11									
	OT:	-177	-77	-4	0	0	0	0	0	0	0	0
Mar 15	BA:	-188	-191	-194	-198	-202	-206	-210	-215	-219	-224	-228
Base	OP:	0	-11									
	OT:	-177	-191	-194	-198	-202	-206	-210	-215	-219	-224	-228
Orig	BA:	0	0	0	0	0	0	0	0	0	0	0
Pres	OP:	0	0									
	OT:	0	0	0	0	0	0	0	0	0	0	0
Reest -	BA:	0	121	194	198	202	206	210	215	219	224	228
Mar15	OP:	0	0									
	OT:	0	114	190	198	202	206	210	215	219	224	228
Reest -	BA:	-188	-70	0	0	0	0	0	0	0	0	0
Orig	OP:	0	-11									
	OT:	-177	-77	-4	0	0	0	0	0	0	0	0



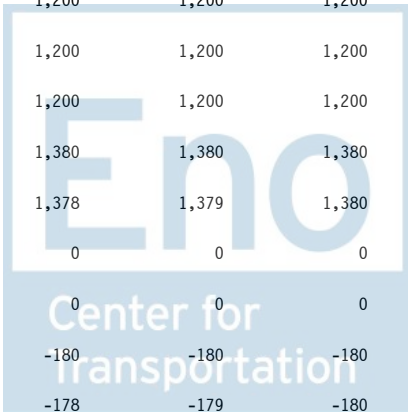
Sorted by FUNC, SFUN, TID, SUB
 (amounts in millions)

		2015	2016	2017	2018	2019	2020	2021	2022	2023	2024	2025
ADMINISTRATION OF JUSTICE (750)												
Account Total for Federal prisoner detention												
Pres 16	BA:	307	1,384	1,483	1,513	1,528	1,543	1,574	1,605	1,638	1,670	1,704
Reest	OP:	92	19									
	OT:	380	1,320	1,477	1,511	1,527	1,542	1,572	1,603	1,636	1,668	1,702
Mar 15	BA:	307	311	317	324	330	337	344	350	358	365	373
Base	OP:	92	19									
	OT:	380	311	316	323	329	336	343	349	357	364	372
Orig	BA:	307	1,385	1,483	1,513	1,528	1,543	1,574	1,605	1,638	1,670	1,704
Pres	OP:	143	74									
	OT:	376	1,241	1,479	1,508	1,526	1,541	1,569	1,600	1,633	1,666	1,698
Reest -	BA:	0	1,073	1,166	1,189	1,198	1,206	1,230	1,255	1,280	1,305	1,331
Mar15	OP:	0	0									
	OT:	0	1,009	1,161	1,188	1,198	1,206	1,229	1,254	1,279	1,304	1,330
Reest -	BA:	0	-1	0	0	0	0	0	0	0	0	0
Orig	OP:	-51	-55									
	OT:	4	79	-2	3	1	1	3	3	3	2	4
Justice prisoner and alien transportation system fund, U.S. Mars												
015 4575 0 4 752 AA01 CJ CJ 03												
Appropriation												
Pres 16	BA:	0	0	0	0	0	0	0	0	0	0	0
Reest	OP:	0	0									
	OT:	0	0	0	0	0	0	0	0	0	0	0
Mar 15	BA:	0	0	0	0	0	0	0	0	0	0	0
Base	OP:	0	0									
	OT:	0	0	0	0	0	0	0	0	0	0	0
Orig	BA:	0	0	0	0	0	0	0	0	0	0	0
Pres	OP:	11	5									
	OT:	6	0	0	0	0	0	0	0	0	0	0
Reest -	BA:	0	0	0	0	0	0	0	0	0	0	0
Mar15	OP:	0	0									
	OT:	0	0	0	0	0	0	0	0	0	0	0
Reest -	BA:	0	0	0	0	0	0	0	0	0	0	0
Orig	OP:	-11	-5									
	OT:	-6	0	0	0	0	0	0	0	0	0	0




Sorted by FUNC, SFUN, TID, SUB
 (amounts in millions)

		2015	2016	2017	2018	2019	2020	2021	2022	2023	2024	2025
ADMINISTRATION OF JUSTICE (750)												
Assets forfeiture fund												
015 5042 0 2 752 AA01 CJ CJ 03 0												
Appropriation												
Pres 16	BA:	21	21	21	22	22	22	23	23	24	24	25
Reest	OP:	12	12									
	OT:	20	20	21	21	22	22	22	23	23	24	24
Mar 15	BA:	21	21	22	22	23	23	24	24	24	25	25
Base	OP:	12	12									
	OT:	20	20	21	22	22	23	23	24	24	24	25
Orig	BA:	21	-283	21	22	22	22	23	23	24	24	25
Pres	OP:	12	10									
	OT:	20	-286	21	22	22	22	22	23	24	24	24
Reest -	BA:	0	0	-1	0	-1	-1	-1	-1	0	-1	0
Mar15	OP:	0	0									
	OT:	0	0	0	-1	0	-1	-1	-1	-1	0	-1
Reest -	BA:	0	304	0	0	0	0	0	0	0	0	0
Orig	OP:	0	2									
	OT:	0	306	0	-1	0	0	0	0	-1	0	0
015 5042 0 2 752 BA01 42 86 10 A												
Federal Fund												
Pres 16	BA:	1,007	1,393	1,200	1,200	1,200	1,200	1,200	1,200	1,200	1,200	1,200
Reest	OP:	854	781									
	OT:	1,358	1,478	1,410	1,219	1,200	1,200	1,200	1,200	1,200	1,200	1,200
Mar 15	BA:	1,007	1,393	1,200	1,200	1,200	1,200	1,200	1,200	1,200	1,200	1,200
Base	OP:	854	781									
	OT:	1,358	1,478	1,410	1,219	1,200	1,200	1,200	1,200	1,200	1,200	1,200
Orig	BA:	1,518	1,727	1,362	1,370	1,373	1,374	1,377	1,380	1,380	1,380	1,380
Pres	OP:	3,464	766									
	OT:	4,361	1,802	1,526	1,440	1,370	3,073	1,375	1,378	1,379	1,380	1,380
Reest -	BA:	0	0	0	0	0	0	0	0	0	0	0
Mar15	OP:	0	0									
	OT:	0	0	0	0	0	0	0	0	0	0	0
Reest -	BA:	-511	-334	-162	-170	-173	-174	-177	-180	-180	-180	-180
Orig	OP:	-2,610	15									
	OT:	-3,003	-324	-116	-221	-170	-1,873	-175	-178	-179	-180	-180




Sorted by FUNC, SFUN, TID, SUB
 (amounts in millions)

		2015	2016	2017	2018	2019	2020	2021	2022	2023	2024	2025
ADMINISTRATION OF JUSTICE (750)												
015 5042 0 2 752 BA02 42 86 10 A												
Federal Fund												
Federal Prisoner Detention Provision												
Pres 16	BA:	0	0	0	0	0	0	0	0	0	0	0
Reest	OP:	594	-374									
	OT:	594	-374	-220	0	0	0	0	0	0	0	0
Mar 15	BA:	0	0	0	0	0	0	0	0	0	0	0
Base	OP:	594	-374									
	OT:	594	-374	-220	0	0	0	0	0	0	0	0
Orig	BA:	0	0	0	0	0	0	0	0	0	0	0
Pres	OP:	0	0									
	OT:	0	0	0	0	0	0	0	0	0	0	0
Reest -	BA:	0	0	0	0	0	0	0	0	0	0	0
Mar15	OP:	0	0									
	OT:	0	0	0	0	0	0	0	0	0	0	0
Reest -	BA:	0	0	0	0	0	0	0	0	0	0	0
Orig	OP:	594	-374									
	OT:	594	-374	-220	0	0	0	0	0	0	0	0
015 5042 0 2 752 BA04 42 86 10 A												
Federal Fund												
Extraordinary Receipts												
Pres 16	BA:	180	0	0	0	0	0	0	0	0	0	0
Reest	OP:	2,408	3,180									
	OT:	2,408	3,180	1,876	736	0	0	0	0	0	0	0
Mar 15	BA:	180	0	0	0	0	0	0	0	0	0	0
Base	OP:	2,408	3,180									
	OT:	2,408	3,180	1,876	736	0	0	0	0	0	0	0
Orig	BA:	0	0	0	0	0	0	0	0	0	0	0
Pres	OP:	0	0									
	OT:	0	0	0	0	0	0	0	0	0	0	0
Reest -	BA:	0	0	0	0	0	0	0	0	0	0	0
Mar15	OP:	0	0									
	OT:	0	0	0	0	0	0	0	0	0	0	0
Reest -	BA:	180	0	0	0	0	0	0	0	0	0	0
Orig	OP:	2,408	3,180									
	OT:	2,408	3,180	1,876	736	0	0	0	0	0	0	0



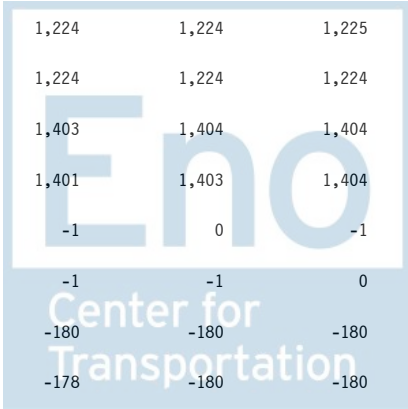
Sorted by FUNC, SFUN, TID, SUB
 (amounts in millions)

		2015	2016	2017	2018	2019	2020	2021	2022	2023	2024	2025
ADMINISTRATION OF JUSTICE (750)												
015 5042 0 2 752 BS01 42 86 10 A												
Sequester												
Pres 16	BA:	-105	0	0	0	0	0	0	0	0	0	0
Reest	OP:	-36	-24									
	OT:	-117	-24	0	0	0	0	0	0	0	0	0
Mar 15	BA:	-105	-110	0	0	0	0	0	0	0	0	0
Base	OP:	-36	-24									
	OT:	-117	-109	-25	0	0	0	0	0	0	0	0
Orig	BA:	0	0	0	0	0	0	0	0	0	0	0
Pres	OP:	0	0									
	OT:	0	0	0	0	0	0	0	0	0	0	0
Reest -	BA:	0	110	0	0	0	0	0	0	0	0	0
Mar15	OP:	0	0									
	OT:	0	85	25	0	0	0	0	0	0	0	0
Reest -	BA:	-105	0	0	0	0	0	0	0	0	0	0
Orig	OP:	-36	-24									
	OT:	-117	-24	0	0	0	0	0	0	0	0	0
015 5042 0 2 752 BS20 42 86 10 A												
Sequester												
	Pop up											
Pres 16	BA:	156	105	0	0	0	0	0	0	0	0	0
Reest	OP:	16	36									
	OT:	136	117	24	0	0	0	0	0	0	0	0
Mar 15	BA:	156	105	110	0	0	0	0	0	0	0	0
Base	OP:	16	36									
	OT:	136	117	109	25	0	0	0	0	0	0	0
Orig	BA:	0	0	0	0	0	0	0	0	0	0	0
Pres	OP:	0	0									
	OT:	0	0	0	0	0	0	0	0	0	0	0
Reest -	BA:	0	0	-110	0	0	0	0	0	0	0	0
Mar15	OP:	0	0									
	OT:	0	0	-85	-25	0	0	0	0	0	0	0
Reest -	BA:	156	105	0	0	0	0	0	0	0	0	0
Orig	OP:	16	36									
	OT:	136	117	24	0	0	0	0	0	0	0	0



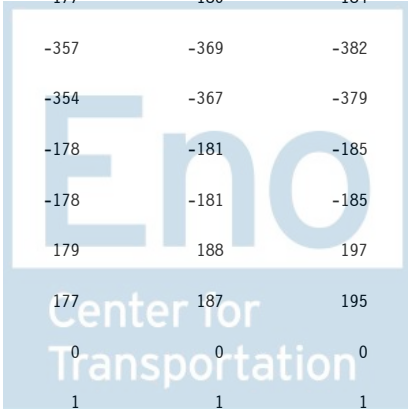
Sorted by FUNC, SFUN, TID, SUB
 (amounts in millions)

		2015	2016	2017	2018	2019	2020	2021	2022	2023	2024	2025
ADMINISTRATION OF JUSTICE (750)												
015 5042 0 2 752 IA01 CJ CJ 03 CH												
Rescission												
permanent cancellation												
Pres 16	BA:	0	-304	0	0	0	0	0	0	0	0	0
Reest	OP:	0	0									
	OT:	0	-122	-122	-60	0	0	0	0	0	0	0
Mar 15	BA:	0	0	0	0	0	0	0	0	0	0	0
Base	OP:	0	0									
	OT:	0	0	0	0	0	0	0	0	0	0	0
Orig	BA:	0	0	0	0	0	0	0	0	0	0	0
Pres	OP:	0	0									
	OT:	0	0	0	0	0	0	0	0	0	0	0
Reest -	BA:	0	-304	0	0	0	0	0	0	0	0	0
Mar15	OP:	0	0									
	OT:	0	-122	-122	-60	0	0	0	0	0	0	0
Reest -	BA:	0	-304	0	0	0	0	0	0	0	0	0
Orig	OP:	0	0									
	OT:	0	-122	-122	-60	0	0	0	0	0	0	0
Account Total for Assets forfeiture fund												
Pres 16	BA:	1,259	1,215	1,221	1,222	1,222	1,222	1,223	1,223	1,224	1,224	1,225
Reest	OP:	3,848	3,611									
	OT:	4,399	4,275	2,989	1,916	1,222	1,222	1,222	1,223	1,223	1,224	1,224
Mar 15	BA:	1,259	1,409	1,332	1,222	1,223	1,223	1,224	1,224	1,224	1,225	1,225
Base	OP:	3,848	3,611									
	OT:	4,399	4,312	3,171	2,002	1,222	1,223	1,223	1,224	1,224	1,224	1,225
Orig	BA:	1,539	1,444	1,383	1,392	1,395	1,396	1,400	1,403	1,404	1,404	1,405
Pres	OP:	3,476	776									
	OT:	4,381	1,516	1,547	1,462	1,392	3,095	1,397	1,401	1,403	1,404	1,404
Reest -	BA:	0	-194	-111	0	-1	-1	-1	-1	0	-1	0
Mar15	OP:	0	0									
	OT:	0	-37	-182	-86	0	-1	-1	-1	-1	0	-1
Reest -	BA:	-280	-229	-162	-170	-173	-174	-177	-180	-180	-180	-180
Orig	OP:	372	2,835									
	OT:	18	2,759	1,442	454	-170	-1,873	-175	-178	-180	-180	-180



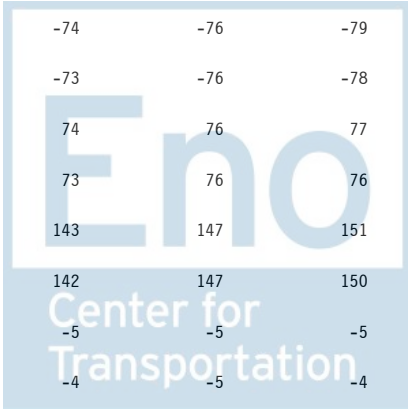
Sorted by FUNC, SFUN, TID, SUB
 (amounts in millions)

		2015	2016	2017	2018	2019	2020	2021	2022	2023	2024	2025
ADMINISTRATION OF JUSTICE (750)												
United States trustee system fund												
015 5073 0 2 752 AA01 CJ CJ 03 0												
Appropriation												
Pres 16	BA:	226	228	233	237	240	242	247	252	257	262	267
Reest	OP:	32	36									
	OT:	224	230	236	236	239	242	246	251	256	261	266
Mar 15	BA:	226	233	241	250	259	268	278	288	298	308	319
Base	OP:	32	36									
	OT:	224	234	243	248	257	266	276	286	296	306	317
Orig	BA:	226	228	233	237	240	242	247	252	257	262	267
Pres	OP:	28	26									
	OT:	234	233	232	237	239	242	247	251	257	261	266
Reest -	BA:	0	-5	-8	-13	-19	-26	-31	-36	-41	-46	-52
Mar15	OP:	0	0									
	OT:	0	-4	-7	-12	-18	-24	-30	-35	-40	-45	-51
Reest -	BA:	0	0	0	0	0	0	0	0	0	0	0
Orig	OP:	4	10									
	OT:	-10	-3	4	-1	0	0	-1	0	-1	0	0
015 5073 0 2 752 AA02 CJ CJ 03 0												
Appropriation												
Pres 16	BA:	-280	-162	-164	-168	-169	-171	-174	-178	-181	-185	-189
Reest	OP:	0	-28									
	OT:	-238	-166	-170	-167	-169	-171	-173	-177	-180	-184	-188
Mar 15	BA:	-280	-289	-299	-309	-321	-332	-344	-357	-369	-382	-395
Base	OP:	0	-28									
	OT:	-238	-274	-297	-307	-319	-330	-342	-354	-367	-379	-392
Orig	BA:	-200	-161	-164	-168	-169	-171	-174	-178	-181	-185	-189
Pres	OP:	0	0									
	OT:	-200	-161	-164	-168	-169	-171	-174	-178	-181	-185	-189
Reest -	BA:	0	127	135	141	152	161	170	179	188	197	206
Mar15	OP:	0	0									
	OT:	0	108	127	140	150	159	169	177	187	195	204
Reest -	BA:	-80	-1	0	0	0	0	0	0	0	0	0
Orig	OP:	0	-28									
	OT:	-38	-5	-6	1	0	0	1	1	1	1	1



Sorted by FUNC, SFUN, TID, SUB
 (amounts in millions)

		2015	2016	2017	2018	2019	2020	2021	2022	2023	2024	2025
ADMINISTRATION OF JUSTICE (750)												
015 5073 0 2 752 AA08 CJ CJ 10 0												
Appropriation												
Interest earned on investments												
Pres 16	BA:	-5	-5	-5	-5	-5	-5	-5	-5	-5	-5	-5
Reest	OP:	0	0									
	OT:	-5	-5	-5	-5	-5	-5	-5	-5	-5	-5	-5
Mar 15	BA:	-5	-5	-5	-5	-5	-5	-5	-5	-5	-5	-5
Base	OP:	0	0									
	OT:	-5	-5	-5	-5	-5	-5	-5	-5	-5	-5	-5
Orig	BA:	0	0	0	0	0	0	0	0	0	0	0
Pres	OP:	0	0									
	OT:	0	0	0	0	0	0	0	0	0	0	0
Reest -	BA:	0	0	0	0	0	0	0	0	0	0	0
Mar15	OP:	0	0									
	OT:	0	0	0	0	0	0	0	0	0	0	0
Reest -	BA:	-5	-5	-5	-5	-5	-5	-5	-5	-5	-5	-5
Orig	OP:	0	0									
	OT:	-5	-5	-5	-5	-5	-5	-5	-5	-5	-5	-5
Account Total for United States trustee system fund												
Pres 16	BA:	-59	61	64	64	66	66	68	69	71	72	73
Reest	OP:	32	8									
	OT:	-19	59	61	64	65	66	68	69	71	72	73
Mar 15	BA:	-59	-61	-63	-64	-67	-69	-71	-74	-76	-79	-81
Base	OP:	32	8									
	OT:	-19	-45	-59	-64	-67	-69	-71	-73	-76	-78	-80
Orig	BA:	26	67	69	69	71	71	73	74	76	77	78
Pres	OP:	28	26									
	OT:	34	72	68	69	70	71	73	73	76	76	77
Reest -	BA:	0	122	127	128	133	135	139	143	147	151	154
Mar15	OP:	0	0									
	OT:	0	104	120	128	132	135	139	142	147	150	153
Reest -	BA:	-85	-6	-5	-5	-5	-5	-5	-5	-5	-5	-5
Orig	OP:	4	-18									
	OT:	-53	-13	-7	-5	-5	-5	-5	-4	-5	-4	-4



Sorted by FUNC, SFUN, TID, SUB
 (amounts in millions)

	2015	2016	2017	2018	2019	2020	2021	2022	2023	2024	2025
ADMINISTRATION OF JUSTICE (750)											
Legal Services Corporation											
Legal Services Corporation											
Payment to the Legal Services Corporation											
020 0501 0 1 752 AA01 CJ CJ 03 0											
Appropriation											
Pres 16 BA:	375	452	461	470	475	480	489	499	509	519	530
Reest OP:	37	38									
OT:	375	445	460	469	475	480	488	498	508	518	529
Mar 15 BA:	375	381	387	395	403	411	420	428	437	446	455
Base OP:	37	38									
OT:	375	381	386	394	402	410	419	427	436	445	454
Orig BA:	375	452	461	470	475	480	489	499	509	519	530
Pres OP:	41	32									
OT:	384	446	460	469	475	479	488	499	508	518	529
Reest - BA:	0	71	74	75	72	69	69	71	72	73	75
Mar15 OP:	0	0									
OT:	0	64	74	75	73	70	69	71	72	73	75
Reest - BA:	0	0	0	0	0	0	0	0	0	0	0
Orig OP:	-4	6									
OT:	-9	-1	0	0	0	1	0	-1	0	0	0



Sorted by FUNC, SFUN, TID, SUB
 (amounts in millions)

		2015	2016	2017	2018	2019	2020	2021	2022	2023	2024	2025
ADMINISTRATION OF JUSTICE (750)												
District of Columbia												
District of Columbia Courts												
Federal payment to the District of Columbia judicial retirement												
020 1713 0 1 752 BA01 32 82 10 N												
Federal Fund												
Pres 16	BA:	9	9	9	9	9	9	9	9	9	9	9
Reest	OP:	0	0									
	OT:	9	9	9	9	9	9	9	9	9	9	9
Mar 15	BA:	9	9	9	9	9	9	9	9	9	9	9
Base	OP:	0	0									
	OT:	9	9	9	9	9	9	9	9	9	9	9
Orig	BA:	13	13	14	14	14	14	14	14	14	14	12
Pres	OP:	0	0									
	OT:	13	13	14	14	14	14	14	14	14	14	12
Reest -	BA:	0	0	0	0	0	0	0	0	0	0	0
Mar15	OP:	0	0									
	OT:	0	0	0	0	0	0	0	0	0	0	0
Reest -	BA:	-4	-4	-5	-5	-5	-5	-5	-5	-5	-5	-3
Orig	OP:	0	0									
	OT:	-4	-4	-5	-5	-5	-5	-5	-5	-5	-5	-3



Sorted by FUNC, SFUN, TID, SUB
 (amounts in millions)

		2015	2016	2017	2018	2019	2020	2021	2022	2023	2024	2025
ADMINISTRATION OF JUSTICE (750)												
Department of the Treasury												
Department of the Treasury												
Reimbursement from Federal agencies for payments made as a result												
020 9990 8 1 752 CB02 XX XX 20												
Offsetting Receipts												
Pres 16	BA:	0	0	0	0	0	0	0	0	0	0	0
Reest	OP:	0	0									
	OT:	0	0	0	0	0	0	0	0	0	0	0
Mar 15	BA:	0	0	0	0	0	0	0	0	0	0	0
Base	OP:	0	0									
	OT:	0	0	0	0	0	0	0	0	0	0	0
Orig	BA:	-14	-12	-12	-12	-12	-12	-12	-12	-12	-12	-12
Pres	OP:	0	0									
	OT:	-14	-12	-12	-12	-12	-12	-12	-12	-12	-12	-12
Reest -	BA:	0	0	0	0	0	0	0	0	0	0	0
Mar15	OP:	0	0									
	OT:	0	0	0	0	0	0	0	0	0	0	0
Reest -	BA:	14	12	12	12	12	12	12	12	12	12	12
Orig	OP:	0	0									
	OT:	14	12	12	12	12	12	12	12	12	12	12



Sorted by FUNC, SFUN, TID, SUB
 (amounts in millions)

		2015	2016	2017	2018	2019	2020	2021	2022	2023	2024	2025
ADMINISTRATION OF JUSTICE (750)												
District of Columbia												
District of Columbia Courts												
Payment to the District of Columbia judicial retirement & survivors annu												
020 9991 8 7 752 CB02 XX XX 20 N												
Offsetting Receipts												
Pres 16	BA:	-9	-9	-9	-9	-9	-9	-9	-9	-9	-9	-9
Reest	OP:	0	0									
	OT:	-9	-9	-9	-9	-9	-9	-9	-9	-9	-9	-9
Mar 15	BA:	-9	-9	-9	-9	-9	-9	-9	-9	-9	-9	-9
Base	OP:	0	0									
	OT:	-9	-9	-9	-9	-9	-9	-9	-9	-9	-9	-9
Orig	BA:	-13	-13	-14	-14	-14	-14	-14	-14	-14	-14	-12
Pres	OP:	0	0									
	OT:	-13	-13	-14	-14	-14	-14	-14	-14	-14	-14	-12
Reest -	BA:	0	0	0	0	0	0	0	0	0	0	0
Mar15	OP:	0	0									
	OT:	0	0	0	0	0	0	0	0	0	0	0
Reest -	BA:	4	4	5	5	5	5	5	5	5	5	3
Orig	OP:	0	0									
	OT:	4	4	5	5	5	5	5	5	5	5	3



Sorted by FUNC, SFUN, TID, SUB
 (amounts in millions)

	2015	2016	2017	2018	2019	2020	2021	2022	2023	2024	2025
ADMINISTRATION OF JUSTICE (750)											
Legislative Branch											
United States Tax Court											
Salaries and expenses											
023 0100 0 1 752 AA01 FS FS 03 0											
Appropriation											
Pres 16 BA:	51	54	55	56	57	57	58	60	61	62	63
Reest OP:	7	8									
OT:	50	54	55	56	57	57	58	60	61	62	63
Mar 15 BA:	51	52	54	56	58	60	62	64	66	68	70
Base OP:	7	8									
OT:	50	52	54	56	58	60	62	64	66	68	70
Orig BA:	51	54	55	56	57	57	58	60	61	62	63
Pres OP:	3	4									
OT:	51	55	57	56	57	57	58	59	61	62	63
Reest - BA:	0	2	1	0	-1	-3	-4	-4	-5	-6	-7
Mar15 OP:	0	0									
OT:	0	2	1	0	-1	-3	-4	-4	-5	-6	-7
Reest - BA:	0	0	0	0	0	0	0	0	0	0	0
Orig OP:	4	4									
OT:	-1	-1	-2	0	0	0	0	1	0	0	0



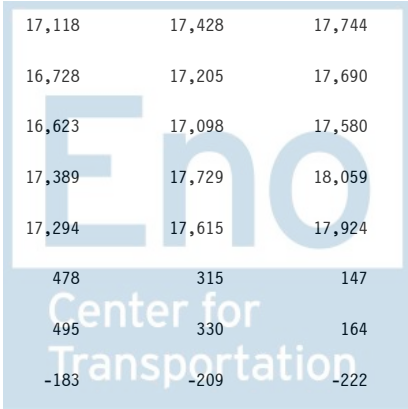
Sorted by FUNC, SFUN, TID, SUB
 (amounts in millions)

	2015	2016	2017	2018	2019	2020	2021	2022	2023	2024	2025
ADMINISTRATION OF JUSTICE (750)											
State Justice Institute											
State Justice Institute											
Salaries and Expenses											
453 0052 0 1 752 AA01 CJ CJ 03 0											
Appropriation											
Pres 16 BA:	5	5	5	5	5	5	5	6	6	6	6
Reest OP:	0	0									
OT:	5	5	5	5	5	5	5	6	6	6	6
Mar 15 BA:	5	5	5	5	5	5	6	6	6	6	6
Base OP:	0	0									
OT:	5	5	5	5	5	5	6	6	6	6	6
Orig BA:	5	5	5	5	5	5	5	6	6	6	6
Pres OP:	5	5									
OT:	5	5	5	5	4	4	4	5	6	6	6
Reest - BA:	0	0	0	0	0	0	-1	0	0	0	0
Mar15 OP:	0	0									
OT:	0	0	0	0	0	0	-1	0	0	0	0
Reest - BA:	0	0	0	0	0	0	0	0	0	0	0
Orig OP:	-5	-5									
OT:	0	0	0	0	1	1	1	1	0	0	0



Sorted by FUNC, SFUN, TID, SUB
 (amounts in millions)

		2015	2016	2017	2018	2019	2020	2021	2022	2023	2024	2025
ADMINISTRATION OF JUSTICE (750)												
Court Services and Offender Supervision Agency for the District												
Court Services and Offender Supervision Agency for the District												
Federal Payment to the Court Services and Offender Supervision A												
511 1734 0 1 752 AA01 FS FS 03 0												
Appropriation												
Pres 16	BA:	234	245	250	255	257	260	265	271	276	281	287
Reest	OP:	38	52									
	OT:	206	228	248	253	256	259	263	269	274	279	285
Mar 15	BA:	234	241	249	257	266	276	285	295	305	315	326
Base	OP:	38	52									
	OT:	206	226	246	254	263	272	282	291	301	311	322
Orig	BA:	234	245	250	255	257	260	265	271	276	281	287
Pres	OP:	46	48									
	OT:	232	243	249	254	257	259	264	270	275	280	286
Reest -	BA:	0	4	1	-2	-9	-16	-20	-24	-29	-34	-39
Mar15	OP:	0	0									
	OT:	0	2	2	-1	-7	-13	-19	-22	-27	-32	-37
Reest -	BA:	0	0	0	0	0	0	0	0	0	0	0
Orig	OP:	-8	4									
	OT:	-26	-15	-1	-1	-1	0	-1	-1	-1	-1	-1
Subfunction Total for 752 Federal litigative and judicial activities (752)												
Pres 16	BA:	13,873	15,674	16,012	16,288	16,447	16,597	16,900	17,206	17,520	17,837	18,161
Reest	OP:	5,391	5,188									
	OT:	16,987	18,632	17,772	16,944	16,398	16,539	16,811	17,118	17,428	17,744	18,066
Mar 15	BA:	13,873	14,313	14,623	14,922	15,359	15,803	16,260	16,728	17,205	17,690	18,197
Base	OP:	5,391	5,188									
	OT:	16,987	17,222	16,458	15,651	15,289	15,719	16,157	16,623	17,098	17,580	18,088
Orig	BA:	14,168	15,858	16,080	16,391	16,588	16,752	17,066	17,389	17,729	18,059	18,394
Pres	OP:	5,575	2,299									
	OT:	17,732	15,722	16,225	16,430	16,553	18,408	16,987	17,294	17,615	17,924	18,239
Reest -	BA:	0	1,361	1,389	1,366	1,088	794	640	478	315	147	-36
Mar15	OP:	0	0									
	OT:	0	1,410	1,314	1,293	1,109	820	654	495	330	164	-22
Reest -	BA:	-295	-184	-68	-103	-141	-155	-166	-183	-209	-222	-233
Orig	OP:	-184	2,889									
	OT:	-745	2,910	1,547	514	-155	-1,869	-176	-176	-187	-180	-173



Sorted by FUNC, SFUN, TID, SUB
(amounts in millions)

	2015	2016	2017	2018	2019	2020	2021	2022	2023	2024	2025
ADMINISTRATION OF JUSTICE (750)											



Sorted by FUNC, SFUN, TID, SUB
 (amounts in millions)

		2015	2016	2017	2018	2019	2020	2021	2022	2023	2024	2025
ADMINISTRATION OF JUSTICE (750)												
Federal correctional activities (753)												
Department of Justice												
General Administration												
Detention trustee												
015 0136 0 1 753 IA01 CJ CJ 03 A												
Rescission												
Pres 16	BA:	-23	0	0	0	0	0	0	0	0	0	0
Reest	OP:	0	0									
	OT:	0	0	0	0	0	0	0	0	0	0	0
Mar 15	BA:	-23	0	0	0	0	0	0	0	0	0	0
Base	OP:	0	0									
	OT:	0	0	0	0	0	0	0	0	0	0	0
Orig	BA:	0	0	0	0	0	0	0	0	0	0	0
Pres	OP:	0	0									
	OT:	0	0	0	0	0	0	0	0	0	0	0
Reest -	BA:	0	0	0	0	0	0	0	0	0	0	0
Mar15	OP:	0	0									
	OT:	0	0	0	0	0	0	0	0	0	0	0
Reest -	BA:	-23	0	0	0	0	0	0	0	0	0	0
Orig	OP:	0	0									
	OT:	0	0	0	0	0	0	0	0	0	0	0




Sorted by FUNC, SFUN, TID, SUB
 (amounts in millions)

		2015	2016	2017	2018	2019	2020	2021	2022	2023	2024	2025
ADMINISTRATION OF JUSTICE (750)												
Federal Prison System												
Buildings and facilities												
015 1003 0 1 753 AA01 CJ CJ 03 0												
Appropriation												
Pres 16	BA:	106	141	144	147	148	150	153	156	159	162	165
Reest	OP:	45	65									
	OT:	56	79	103	122	129	136	145	149	153	156	158
Mar 15	BA:	106	108	110	113	116	118	121	124	127	130	133
Base	OP:	45	65									
	OT:	56	76	89	98	102	107	115	118	121	123	126
Orig	BA:	106	141	144	147	148	150	153	156	159	162	165
Pres	OP:	79	77									
	OT:	90	91	118	141	146	148	149	152	155	157	160
Reest -	BA:	0	33	34	34	32	32	32	32	32	32	32
Mar15	OP:	0	0									
	OT:	0	3	14	24	27	29	30	31	32	33	32
Reest -	BA:	0	0	0	0	0	0	0	0	0	0	0
Orig	OP:	-34	-12									
	OT:	-34	-12	-15	-19	-17	-12	-4	-3	-2	-1	-2




Sorted by FUNC, SFUN, TID, SUB
 (amounts in millions)

		2015	2016	2017	2018	2019	2020	2021	2022	2023	2024	2025
ADMINISTRATION OF JUSTICE (750)												
Salaries and expenses												
015 1060 0 1 753 AA01 CJ CJ 03 0												
Appropriation												
Pres 16	BA:	6,815	7,204	7,349	7,495	7,570	7,646	7,799	7,955	8,113	8,276	8,441
Reest	OP:	542	611									
	OT:	6,812	7,239	7,380	7,483	7,564	7,640	7,787	7,943	8,100	8,263	8,428
Mar 15	BA:	6,815	7,010	7,225	7,468	7,720	7,979	8,241	8,515	8,792	9,076	9,368
Base	OP:	542	611									
	OT:	6,812	7,060	7,251	7,449	7,700	7,958	8,220	8,493	8,770	9,053	9,345
Orig	BA:	6,815	7,204	7,349	7,495	7,570	7,646	7,799	7,955	8,113	8,276	8,441
Pres	OP:	650	682									
	OT:	6,783	7,165	7,334	7,481	7,563	7,638	7,784	7,940	8,097	8,260	8,424
Reest -	BA:	0	194	124	27	-150	-333	-442	-560	-679	-800	-927
Mar15	OP:	0	0									
	OT:	0	179	129	34	-136	-318	-433	-550	-670	-790	-917
Reest -	BA:	0	0	0	0	0	0	0	0	0	0	0
Orig	OP:	-108	-71									
	OT:	29	74	46	2	1	2	3	3	3	3	4
Federal Prison Industries, Incorporated												
015 4500 0 4 753 AA01 CJ CJ 03 0												
Appropriation												
Pres 16	BA:	3	3	3	3	3	3	3	3	3	3	4
Reest	OP:	2	2									
	OT:	5	5	5	5	5	5	3	3	3	3	4
Mar 15	BA:	3	3	3	3	3	3	3	3	3	3	3
Base	OP:	2	2									
	OT:	5	5	5	5	5	5	3	3	3	3	3
Orig	BA:	3	3	3	3	3	3	3	3	3	3	4
Pres	OP:	0	0									
	OT:	3	3	3	3	3	3	3	3	3	3	4
Reest -	BA:	0	0	0	0	0	0	0	0	0	0	1
Mar15	OP:	0	0									
	OT:	0	0	0	0	0	0	0	0	0	0	1
Reest -	BA:	0	0	0	0	0	0	0	0	0	0	0
Orig	OP:	2	2									
	OT:	2	2	2	2	2	2	0	0	0	0	0




Sorted by FUNC, SFUN, TID, SUB
 (amounts in millions)

		2015	2016	2017	2018	2019	2020	2021	2022	2023	2024	2025
ADMINISTRATION OF JUSTICE (750)												
015 4500 0 4 753 BE01 42 86 10												
Intragovernmental Fund												
Pres 16	BA:	0	0	0	0	0	0	0	0	0	0	0
Reest	OP:	0	0									
	OT:	0	0	0	0	0	0	0	0	0	0	0
Mar 15	BA:	0	0	0	0	0	0	0	0	0	0	0
Base	OP:	0	0									
	OT:	0	0	0	0	0	0	0	0	0	0	0
Orig	BA:	-3	-3	-3	-3	-3	-3	-3	-3	-3	-3	-3
Pres	OP:	80	80									
	OT:	-3	-3	-3	-3	-3	-3	-3	-3	-3	-3	-3
Reest -	BA:	0	0	0	0	0	0	0	0	0	0	0
Mar15	OP:	0	0									
	OT:	0	0	0	0	0	0	0	0	0	0	0
Reest -	BA:	3	3	3	3	3	3	3	3	3	3	3
Orig	OP:	-80	-80									
	OT:	3	3	3	3	3	3	3	3	3	3	3
Account Total for Federal Prison Industries, Incorporated												
Pres 16	BA:	3	3	3	3	3	3	3	3	3	3	4
Reest	OP:	2	2									
	OT:	5	5	5	5	5	5	3	3	3	3	4
Mar 15	BA:	3	3	3	3	3	3	3	3	3	3	3
Base	OP:	2	2									
	OT:	5	5	5	5	5	5	3	3	3	3	3
Orig	BA:	0	0	0	0	0	0	0	0	0	0	1
Pres	OP:	80	80									
	OT:	0	0	0	0	0	0	0	0	0	0	1
Reest -	BA:	0	0	0	0	0	0	0	0	0	0	1
Mar15	OP:	0	0									
	OT:	0	0	0	0	0	0	0	0	0	0	1
Reest -	BA:	3	3	3	3	3	3	3	3	3	3	3
Orig	OP:	-78	-78									
	OT:	5	5	5	5	5	5	3	3	3	3	3



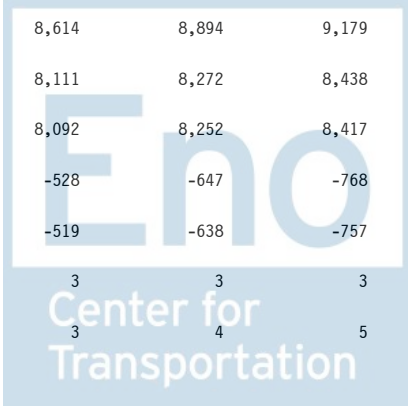
Sorted by FUNC, SFUN, TID, SUB
 (amounts in millions)

		2015	2016	2017	2018	2019	2020	2021	2022	2023	2024	2025
ADMINISTRATION OF JUSTICE (750)												
Commissary funds, Federal prisons (trust revolving fund)												
015 8408 0 8 753 BC01 42 86 10 N												
Trust Revolving Fund												
Pres 16	BA:	0	0	0	0	0	0	0	0	0	0	0
Reest	OP:	0	0									
	OT:	-5	0	0	0	0	0	0	0	0	0	0
Mar 15	BA:	0	0	0	0	0	0	0	0	0	0	0
Base	OP:	0	0									
	OT:	-5	0	0	0	0	0	0	0	0	0	0
Orig	BA:	-5	0	0	0	0	0	0	0	0	0	0
Pres	OP:	2	2									
	OT:	2	0	0	0	0	0	0	0	0	0	0
Reest -	BA:	0	0	0	0	0	0	0	0	0	0	0
Mar15	OP:	0	0									
	OT:	0	0	0	0	0	0	0	0	0	0	0
Reest -	BA:	5	0	0	0	0	0	0	0	0	0	0
Orig	OP:	-2	-2									
	OT:	-7	0	0	0	0	0	0	0	0	0	0
015 8408 0 8 753 BS01 42 86 10 A												
Sequester												
Pres 16	BA:	-5	0	0	0	0	0	0	0	0	0	0
Reest	OP:	0	0									
	OT:	-5	0	0	0	0	0	0	0	0	0	0
Mar 15	BA:	-5	-5	0	0	0	0	0	0	0	0	0
Base	OP:	0	0									
	OT:	-5	-5	0	0	0	0	0	0	0	0	0
Orig	BA:	0	0	0	0	0	0	0	0	0	0	0
Pres	OP:	0	0									
	OT:	0	0	0	0	0	0	0	0	0	0	0
Reest -	BA:	0	5	0	0	0	0	0	0	0	0	0
Mar15	OP:	0	0									
	OT:	0	5	0	0	0	0	0	0	0	0	0
Reest -	BA:	-5	0	0	0	0	0	0	0	0	0	0
Orig	OP:	0	0									
	OT:	-5	0	0	0	0	0	0	0	0	0	0



Sorted by FUNC, SFUN, TID, SUB
 (amounts in millions)

		2015	2016	2017	2018	2019	2020	2021	2022	2023	2024	2025
ADMINISTRATION OF JUSTICE (750)												
Account Total for Commissary funds, Federal prisons (trust revolving fund)												
Pres 16	BA:	-5	0	0	0	0	0	0	0	0	0	0
Reest	OP:	0	0									
	OT:	-10	0	0	0	0	0	0	0	0	0	0
Mar 15	BA:	-5	-5	0	0	0	0	0	0	0	0	0
Base	OP:	0	0									
	OT:	-10	-5	0	0	0	0	0	0	0	0	0
Orig	BA:	-5	0	0	0	0	0	0	0	0	0	0
Pres	OP:	2	2									
	OT:	2	0	0	0	0	0	0	0	0	0	0
Reest -	BA:	0	5	0	0	0	0	0	0	0	0	0
Mar15	OP:	0	0									
	OT:	0	5	0	0	0	0	0	0	0	0	0
Reest -	BA:	0	0	0	0	0	0	0	0	0	0	0
Orig	OP:	-2	-2									
	OT:	-12	0	0	0	0	0	0	0	0	0	0
Subfunction Total for 753 Federal correctional activities (753)												
Pres 16	BA:	6,896	7,348	7,496	7,645	7,721	7,799	7,955	8,114	8,275	8,441	8,610
Reest	OP:	589	678									
	OT:	6,863	7,323	7,488	7,610	7,698	7,781	7,935	8,095	8,256	8,422	8,590
Mar 15	BA:	6,896	7,116	7,338	7,584	7,839	8,100	8,365	8,642	8,922	9,209	9,504
Base	OP:	589	678									
	OT:	6,863	7,136	7,345	7,552	7,807	8,070	8,338	8,614	8,894	9,179	9,474
Orig	BA:	6,916	7,345	7,493	7,642	7,718	7,796	7,952	8,111	8,272	8,438	8,607
Pres	OP:	811	841									
	OT:	6,875	7,256	7,452	7,622	7,709	7,786	7,933	8,092	8,252	8,417	8,585
Reest -	BA:	0	232	158	61	-118	-301	-410	-528	-647	-768	-894
Mar15	OP:	0	0									
	OT:	0	187	143	58	-109	-289	-403	-519	-638	-757	-884
Reest -	BA:	-20	3	3	3	3	3	3	3	3	3	3
Orig	OP:	-222	-163									
	OT:	-12	67	36	-12	-11	-5	2	3	4	5	5



Sorted by FUNC, SFUN, TID, SUB
 (amounts in millions)

		2015	2016	2017	2018	2019	2020	2021	2022	2023	2024	2025
ADMINISTRATION OF JUSTICE (750)												
Criminal justice assistance (754)												
Federal Drug Control Programs												
Federal Drug Control Programs												
High Intensity Drug Trafficking Areas Program												
011 1070 0 1 754 AA01 FS FS 03 0												
Appropriation												
Pres 16	BA:	245	193	197	201	203	205	209	213	217	222	226
Reest	OP:	168	182		200	201	203	206	209	213	217	222
	OT:	229	230	202	200	201	203	206	209	213	217	222
Mar 15	BA:	245	249	253	258	263	269	274	280	285	291	297
Base	OP:	168	182		200	201	203	206	209	213	217	222
	OT:	229	244	249	253	258	264	269	274	280	285	291
Orig	BA:	245	193	197	201	203	205	209	213	217	222	226
Pres	OP:	192	168		200	201	203	205	209	213	218	222
	OT:	253	216	189	200	201	203	205	209	213	218	222
Reest -	BA:	0	-56	-56	-57	-60	-64	-65	-67	-68	-69	-71
Mar15	OP:	0	0		-53	-57	-61	-63	-65	-67	-68	-69
	OT:	0	-14	-47	-53	-57	-61	-63	-65	-67	-68	-69
Reest -	BA:	0	0	0	0	0	0	0	0	0	0	0
Orig	OP:	-24	14		0	0	0	0	0	0	0	0
	OT:	-24	14	13	0	0	0	1	0	0	-1	0




Sorted by FUNC, SFUN, TID, SUB
 (amounts in millions)

	2015	2016	2017	2018	2019	2020	2021	2022	2023	2024	2025
ADMINISTRATION OF JUSTICE (750)											
Department of Justice											
Legal Activities and U.S. Marshals											
September 11th victim compensation (general fund)											
015 0340 0 1 754 BA02 42 86 10 N											
Federal Fund											
Pres 16 BA:	367	400	1,900	0	0	0	0	0	0	0	0
Reest OP:	19	0									
OT:	364	392	1,900	120	0	0	0	0	0	0	0
Mar 15 BA:	367	400	1,900	0	0	0	0	0	0	0	0
Base OP:	19	0									
OT:	364	392	1,900	120	0	0	0	0	0	0	0
Orig BA:	367	400	1,900	0	0	0	0	0	0	0	0
Pres OP:	7	12									
OT:	364	402	1,910	0	0	0	0	0	0	0	0
Reest - BA:	0	0	0	0	0	0	0	0	0	0	0
Mar15 OP:	0	0									
OT:	0	0	0	0	0	0	0	0	0	0	0
Reest - BA:	0	0	0	0	0	0	0	0	0	0	0
Orig OP:	12	-12									
OT:	0	-10	-10	120	0	0	0	0	0	0	0



Sorted by FUNC, SFUN, TID, SUB
 (amounts in millions)

		2015	2016	2017	2018	2019	2020	2021	2022	2023	2024	2025
ADMINISTRATION OF JUSTICE (750)												
015 0340 0 1 754 BS01 48 86 10 A												
Sequester												
Pres 16	BA:	-24	0	0	0	0	0	0	0	0	0	0
Reest	OP:	0	0									
	OT:	-24	0	0	0	0	0	0	0	0	0	0
Mar 15	BA:	-24	-27	0	0	0	0	0	0	0	0	0
Base	OP:	0	0									
	OT:	-24	-27	0	0	0	0	0	0	0	0	0
Orig	BA:	0	0	0	0	0	0	0	0	0	0	0
Pres	OP:	0	0									
	OT:	0	0	0	0	0	0	0	0	0	0	0
Reest -	BA:	0	27	0	0	0	0	0	0	0	0	0
Mar15	OP:	0	0									
	OT:	0	27	0	0	0	0	0	0	0	0	0
Reest -	BA:	-24	0	0	0	0	0	0	0	0	0	0
Orig	OP:	0	0									
	OT:	-24	0	0	0	0	0	0	0	0	0	0
Account Total for September 11th victim compensation (general fund)												
Pres 16	BA:	343	400	1,900	0	0	0	0	0	0	0	0
Reest	OP:	19	0									
	OT:	340	392	1,900	120	0	0	0	0	0	0	0
Mar 15	BA:	343	373	1,900	0	0	0	0	0	0	0	0
Base	OP:	19	0									
	OT:	340	365	1,900	120	0	0	0	0	0	0	0
Orig	BA:	367	400	1,900	0	0	0	0	0	0	0	0
Pres	OP:	7	12									
	OT:	364	402	1,910	0	0	0	0	0	0	0	0
Reest -	BA:	0	27	0	0	0	0	0	0	0	0	0
Mar15	OP:	0	0									
	OT:	0	27	0	0	0	0	0	0	0	0	0
Reest -	BA:	-24	0	0	0	0	0	0	0	0	0	0
Orig	OP:	12	-12									
	OT:	-24	-10	-10	120	0	0	0	0	0	0	0




Sorted by FUNC, SFUN, TID, SUB
 (amounts in millions)

		2015	2016	2017	2018	2019	2020	2021	2022	2023	2024	2025
ADMINISTRATION OF JUSTICE (750)												
Office of Justice Programs												
Research, Evaluation, and Statistics												
015 0401 0 1 754 AA01 CJ CJ 03 0												
Appropriation												
Pres 16	BA:	111	155	155	158	160	161	165	168	171	175	178
Reest	OP:	150	111									
	OT:	174	145	146	149	151	158	160	163	166	169	173
Mar 15	BA:	111	113	115	117	119	122	124	127	129	132	135
Base	OP:	150	111									
	OT:	174	136	124	119	116	118	120	123	125	128	130
Orig	BA:	105	152	155	158	160	161	165	168	171	175	178
Pres	OP:	133	148									
	OT:	153	182	195	153	157	159	161	163	167	171	174
Reest -	BA:	0	42	40	41	41	39	41	41	42	43	43
Mar15	OP:	0	0									
	OT:	0	9	22	30	35	40	40	40	41	41	43
Reest -	BA:	6	3	0	0	0	0	0	0	0	0	0
Orig	OP:	17	-37									
	OT:	21	-37	-49	-4	-6	-1	-1	0	-1	-2	-1



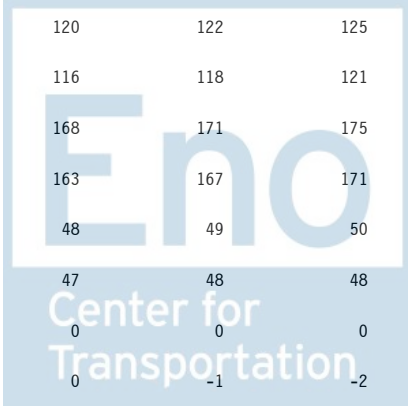
Sorted by FUNC, SFUN, TID, SUB
 (amounts in millions)

		2015	2016	2017	2018	2019	2020	2021	2022	2023	2024	2025
ADMINISTRATION OF JUSTICE (750)												
015 0401 0 1 754 AA04 CJ CJ 03 0												
Appropriation												
transfer to NIST, scientific and tech.												
Pres 16	BA:	-3	-3	0	0	0	0	0	0	0	0	0
Reest	OP:	-2	-3									
	OT:	-3	-4	-2	-1	-1	0	0	0	0	0	0
Mar 15	BA:	-3	-3	-3	-3	-3	-3	-3	-3	-3	-4	-4
Base	OP:	-2	-3									
	OT:	-3	-4	-2	-3	-3	-3	-3	-3	-3	-3	-4
Orig	BA:	0	0	0	0	0	0	0	0	0	0	0
Pres	OP:	0	0									
	OT:	0	0	0	0	0	0	0	0	0	0	0
Reest -	BA:	0	0	3	3	3	3	3	3	3	4	4
Mar15	OP:	0	0									
	OT:	0	0	0	2	2	3	3	3	3	3	4
Reest -	BA:	-3	-3	0	0	0	0	0	0	0	0	0
Orig	OP:	-2	-3									
	OT:	-3	-4	-2	-1	-1	0	0	0	0	0	0
015 0401 0 1 754 AA07 CJ CJ 03 0												
Appropriation												
Transfer from VAWA												
Pres 16	BA:	3	0	0	0	0	0	0	0	0	0	0
Reest	OP:	1	2									
	OT:	2	2	1	0	0	0	0	0	0	0	0
Mar 15	BA:	3	3	3	3	3	3	3	3	3	4	4
Base	OP:	1	2									
	OT:	2	3	2	3	3	3	3	3	3	3	4
Orig	BA:	0	0	0	0	0	0	0	0	0	0	0
Pres	OP:	0	0									
	OT:	0	0	0	0	0	0	0	0	0	0	0
Reest -	BA:	0	-3	-3	-3	-3	-3	-3	-3	-3	-4	-4
Mar15	OP:	0	0									
	OT:	0	-1	-1	-3	-3	-3	-3	-3	-3	-3	-4
Reest -	BA:	3	0	0	0	0	0	0	0	0	0	0
Orig	OP:	1	2									
	OT:	2	2	1	0	0	0	0	0	0	0	0




Sorted by FUNC, SFUN, TID, SUB
 (amounts in millions)

		2015	2016	2017	2018	2019	2020	2021	2022	2023	2024	2025
ADMINISTRATION OF JUSTICE (750)												
015 0401 0 1 754 IA01 CJ CJ 03 0												
Rescission												
OJP rescission												
Pres 16	BA:	-6	0	0	0	0	0	0	0	0	0	0
Reest	OP:	-4	-5									
	OT:	-5	-5	-2	-1	-1	0	0	0	0	0	0
Mar 15	BA:	-6	-6	-6	-6	-6	-7	-7	-7	-7	-7	-7
Base	OP:	-4	-5									
	OT:	-5	-6	-5	-5	-6	-6	-7	-7	-7	-7	-7
Orig	BA:	0	0	0	0	0	0	0	0	0	0	0
Pres	OP:	0	0									
	OT:	0	0	0	0	0	0	0	0	0	0	0
Reest -	BA:	0	6	6	6	6	7	7	7	7	7	7
Mar15	OP:	0	0									
	OT:	0	1	3	4	5	6	7	7	7	7	7
Reest -	BA:	-6	0	0	0	0	0	0	0	0	0	0
Orig	OP:	-4	-5									
	OT:	-5	-5	-2	-1	-1	0	0	0	0	0	0
Account Total for Research, Evaluation, and Statistics												
Pres 16	BA:	105	152	155	158	160	161	165	168	171	175	178
Reest	OP:	145	105									
	OT:	168	138	143	147	149	158	160	163	166	169	173
Mar 15	BA:	105	107	109	111	113	115	117	120	122	125	128
Base	OP:	145	105									
	OT:	168	129	119	114	110	112	113	116	118	121	123
Orig	BA:	105	152	155	158	160	161	165	168	171	175	178
Pres	OP:	133	148									
	OT:	153	182	195	153	157	159	161	163	167	171	174
Reest -	BA:	0	45	46	47	47	46	48	48	49	50	50
Mar15	OP:	0	0									
	OT:	0	9	24	33	39	46	47	47	48	48	50
Reest -	BA:	0	0	0	0	0	0	0	0	0	0	0
Orig	OP:	12	-43									
	OT:	15	-44	-52	-6	-8	-1	-1	0	-1	-2	-1



Sorted by FUNC, SFUN, TID, SUB
 (amounts in millions)

		2015	2016	2017	2018	2019	2020	2021	2022	2023	2024	2025
ADMINISTRATION OF JUSTICE (750)												
Public Safety Officer Benefits												
015 0403 0 1 754 AA01 CJ CJ 10 0												
Appropriation												
Pres 16	BA:	71	72	73	75	76	78	79	81	83	84	86
Reest	OP:	0	0									
	OT:	53	72	73	75	76	78	79	81	83	84	86
Mar 15	BA:	71	72	73	75	76	78	79	81	83	84	86
Base	OP:	0	0									
	OT:	53	72	73	75	76	78	79	81	83	84	86
Orig	BA:	71	100	67	67	67	67	67	67	67	67	67
Pres	OP:	26	0									
	OT:	97	100	67	67	67	67	67	67	67	67	67
Reest -	BA:	0	0	0	0	0	0	0	0	0	0	0
Mar15	OP:	0	0									
	OT:	0	0	0	0	0	0	0	0	0	0	0
Reest -	BA:	0	-28	6	8	9	11	12	14	16	17	19
Orig	OP:	-26	0									
	OT:	-44	-28	6	8	9	11	12	14	16	17	19
015 0403 0 1 754 AA02 CJ CJ 03 0												
Appropriation												
Pres 16	BA:	16	16	16	17	17	17	17	18	18	18	19
Reest	OP:	1	2									
	OT:	15	16	16	17	17	17	17	18	18	18	19
Mar 15	BA:	16	16	17	17	17	18	18	18	19	19	19
Base	OP:	1	2									
	OT:	15	16	17	17	17	18	18	18	19	19	19
Orig	BA:	16	16	16	17	17	17	17	18	18	18	19
Pres	OP:	2	0									
	OT:	18	16	16	17	17	17	17	18	18	18	19
Reest -	BA:	0	0	-1	0	0	-1	-1	0	-1	-1	0
Mar15	OP:	0	0									
	OT:	0	0	-1	0	0	-1	-1	0	-1	-1	0
Reest -	BA:	0	0	0	0	0	0	0	0	0	0	0
Orig	OP:	-1	2									
	OT:	-3	0	0	0	0	0	0	0	0	0	0




Sorted by FUNC, SFUN, TID, SUB
 (amounts in millions)

		2015	2016	2017	2018	2019	2020	2021	2022	2023	2024	2025
ADMINISTRATION OF JUSTICE (750)												
015 0403 0 1 754 AS01 CJ CJ 10 A												
Sequester												
Pres 16	BA:	0	0	0	0	0	0	0	0	0	0	0
Reest	OP:	0	0									
	OT:	0	0	0	0	0	0	0	0	0	0	0
Mar 15	BA:	0	-1	0	0	0	0	0	0	0	0	0
Base	OP:	0	0									
	OT:	0	-1	0	0	0	0	0	0	0	0	0
Orig	BA:	0	0	0	0	0	0	0	0	0	0	0
Pres	OP:	0	0									
	OT:	0	0	0	0	0	0	0	0	0	0	0
Reest -	BA:	0	1	0	0	0	0	0	0	0	0	0
Mar15	OP:	0	0									
	OT:	0	1	0	0	0	0	0	0	0	0	0
Reest -	BA:	0	0	0	0	0	0	0	0	0	0	0
Orig	OP:	0	0									
	OT:	0	0	0	0	0	0	0	0	0	0	0
Account Total for Public Safety Officer Benefits												
Pres 16	BA:	87	88	89	92	93	95	96	99	101	102	105
Reest	OP:	1	2									
	OT:	68	88	89	92	93	95	96	99	101	102	105
Mar 15	BA:	87	87	90	92	93	96	97	99	102	103	105
Base	OP:	1	2									
	OT:	68	87	90	92	93	96	97	99	102	103	105
Orig	BA:	87	116	83	84	84	84	84	85	85	85	86
Pres	OP:	28	0						85	85	85	86
	OT:	115	116	83	84	84	84	84	85	85	85	86
Reest -	BA:	0	1	-1	0	0	-1	-1	0	-1	-1	0
Mar15	OP:	0	0						0	-1	-1	0
	OT:	0	1	-1	0	0	-1	-1	0	-1	-1	0
Reest -	BA:	0	-28	6	8	9	11	12	14	16	17	19
Orig	OP:	-27	2						14	16	17	19
	OT:	-47	-28	6	8	9	11	12	14	16	17	19



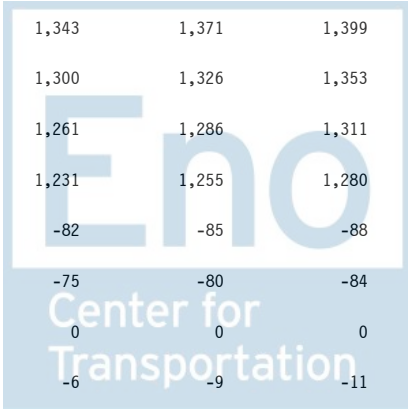
Sorted by FUNC, SFUN, TID, SUB
 (amounts in millions)

		2015	2016	2017	2018	2019	2020	2021	2022	2023	2024	2025
ADMINISTRATION OF JUSTICE (750)												
State and local law enforcement assistance												
015 0404 0 1 754 AA01 CJ CJ 03 0												
Appropriation												
Pres 16	BA:	1,241	1,142	1,165	1,188	1,201	1,212	1,236	1,261	1,286	1,311	1,338
Reest	OP:	929	917									
	OT:	1,202	1,168	1,169	1,172	1,236	1,188	1,205	1,225	1,246	1,269	1,295
Mar 15	BA:	1,241	1,260	1,282	1,308	1,334	1,361	1,389	1,417	1,446	1,476	1,505
Base	OP:	929	917									
	OT:	1,202	1,194	1,230	1,258	1,343	1,317	1,344	1,371	1,399	1,427	1,456
Orig	BA:	1,177	1,142	1,165	1,188	1,201	1,212	1,236	1,261	1,286	1,311	1,338
Pres	OP:	889	1,082									
	OT:	1,122	1,333	1,228	1,164	1,180	1,196	1,213	1,231	1,255	1,280	1,307
Reest -	BA:	0	-118	-117	-120	-133	-149	-153	-156	-160	-165	-167
Mar15	OP:	0	0									
	OT:	0	-26	-61	-86	-107	-129	-139	-146	-153	-158	-161
Reest -	BA:	64	0	0	0	0	0	0	0	0	0	0
Orig	OP:	40	-165									
	OT:	80	-165	-59	8	56	-8	-8	-6	-9	-11	-12
015 0404 0 1 754 AA02 CJ CJ 03 0												
Appropriation												
transfer to NIST												
Pres 16	BA:	-2	0	0	0	0	0	0	0	0	0	0
Reest	OP:	-1	-1									
	OT:	-1	-1	0	0	0	0	0	0	0	0	0
Mar 15	BA:	-2	-2	-2	-2	-2	-2	-2	-2	-2	-2	-2
Base	OP:	-1	-1									
	OT:	-1	-1	-1	-2	-2	-2	-2	-2	-2	-2	-2
Orig	BA:	0	0	0	0	0	0	0	0	0	0	0
Pres	OP:	0	0									
	OT:	0	0	0	0	0	0	0	0	0	0	0
Reest -	BA:	0	2	2	2	2	2	2	2	2	2	2
Mar15	OP:	0	0									
	OT:	0	0	1	2	2	2	2	2	2	2	2
Reest -	BA:	-2	0	0	0	0	0	0	0	0	0	0
Orig	OP:	-1	-1									
	OT:	-1	-1	0	0	0	0	0	0	0	0	0



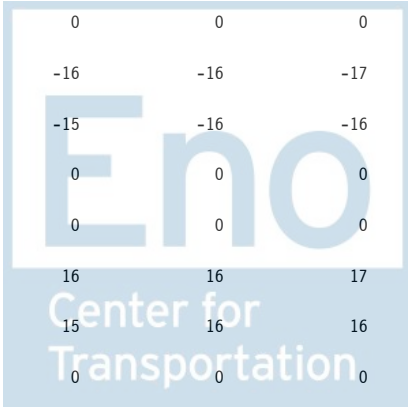
Sorted by FUNC, SFUN, TID, SUB
 (amounts in millions)

		2015	2016	2017	2018	2019	2020	2021	2022	2023	2024	2025
ADMINISTRATION OF JUSTICE (750)												
015 0404 0 1 754 IA02 CJ CJ 03 0												
Rescission												
OJP rescissions												
Pres 16	BA:	-63	0	0	0	0	0	0	0	0	0	0
Reest	OP:	-32	-40									
	OT:	-46	-40	-24	-15	-8	0	0	0	0	0	0
Mar 15	BA:	-63	-64	-65	-66	-68	-69	-70	-72	-73	-75	-76
Base	OP:	-32	-40									
	OT:	-46	-54	-57	-62	-66	-67	-68	-69	-71	-72	-74
Orig	BA:	0	0	0	0	0	0	0	0	0	0	0
Pres	OP:	0	0									
	OT:	0	0	0	0	0	0	0	0	0	0	0
Reest -	BA:	0	64	65	66	68	69	70	72	73	75	76
Mar15	OP:	0	0									
	OT:	0	14	33	47	58	67	68	69	71	72	74
Reest -	BA:	-63	0	0	0	0	0	0	0	0	0	0
Orig	OP:	-32	-40									
	OT:	-46	-40	-24	-15	-8	0	0	0	0	0	0
Account Total for State and local law enforcement assistance												
Pres 16	BA:	1,176	1,142	1,165	1,188	1,201	1,212	1,236	1,261	1,286	1,311	1,338
Reest	OP:	896	876									
	OT:	1,155	1,127	1,145	1,157	1,228	1,188	1,205	1,225	1,246	1,269	1,295
Mar 15	BA:	1,176	1,194	1,215	1,240	1,264	1,290	1,317	1,343	1,371	1,399	1,427
Base	OP:	896	876									
	OT:	1,155	1,139	1,172	1,194	1,275	1,248	1,274	1,300	1,326	1,353	1,380
Orig	BA:	1,177	1,142	1,165	1,188	1,201	1,212	1,236	1,261	1,286	1,311	1,338
Pres	OP:	889	1,082									
	OT:	1,122	1,333	1,228	1,164	1,180	1,196	1,213	1,231	1,255	1,280	1,307
Reest -	BA:	0	-52	-50	-52	-63	-78	-81	-82	-85	-88	-89
Mar15	OP:	0	0									
	OT:	0	-12	-27	-37	-47	-60	-69	-75	-80	-84	-85
Reest -	BA:	-1	0	0	0	0	0	0	0	0	0	0
Orig	OP:	7	-206									
	OT:	33	-206	-83	-7	48	-8	-8	-6	-9	-11	-12



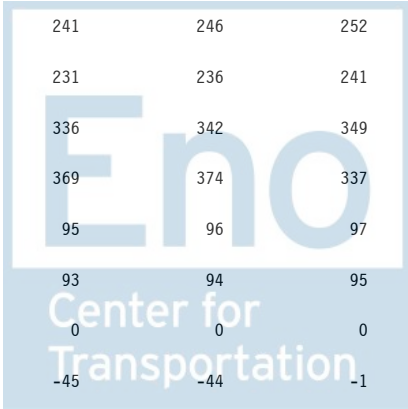
Sorted by FUNC, SFUN, TID, SUB
 (amounts in millions)

		2015	2016	2017	2018	2019	2020	2021	2022	2023	2024	2025
ADMINISTRATION OF JUSTICE (750)												
Juvenile justice programs												
015 0405 0 1 754 AA01 CJ CJ 03 0												
Appropriation												
Pres 16	BA:	252	339	346	353	356	360	367	374	382	389	397
Reest	OP:	266	278									
	OT:	296	319	331	342	334	351	356	362	368	375	382
Mar 15	BA:	252	256	260	266	271	276	282	288	294	300	306
Base	OP:	266	278									
	OT:	296	309	298	287	261	266	271	277	282	288	294
Orig	BA:	239	339	346	353	356	360	367	374	382	389	397
Pres	OP:	256	251									
	OT:	293	326	322	341	350	355	360	365	373	380	387
Reest -	BA:	0	83	86	87	85	84	85	86	88	89	91
Mar15	OP:	0	0									
	OT:	0	10	33	55	73	85	85	85	86	87	88
Reest -	BA:	13	0	0	0	0	0	0	0	0	0	0
Orig	OP:	10	27									
	OT:	3	-7	9	1	-16	-4	-4	-3	-5	-5	-5
015 0405 0 1 754 IA02 CJ CJ 03 0												
Rescission												
OJP Rescission												
Pres 16	BA:	-14	0	0	0	0	0	0	0	0	0	0
Reest	OP:	-5	-8									
	OT:	-7	-8	-7	-4	-2	0	0	0	0	0	0
Mar 15	BA:	-14	-14	-14	-15	-15	-15	-16	-16	-16	-17	-17
Base	OP:	-5	-8									
	OT:	-7	-10	-12	-13	-14	-15	-15	-15	-16	-16	-16
Orig	BA:	0	0	0	0	0	0	0	0	0	0	0
Pres	OP:	0	0									
	OT:	0	0	0	0	0	0	0	0	0	0	0
Reest -	BA:	0	14	14	15	15	15	16	16	16	17	17
Mar15	OP:	0	0									
	OT:	0	2	5	9	12	15	15	15	16	16	16
Reest -	BA:	-14	0	0	0	0	0	0	0	0	0	0
Orig	OP:	-5	-8									
	OT:	-7	-8	-7	-4	-2	0	0	0	0	0	0



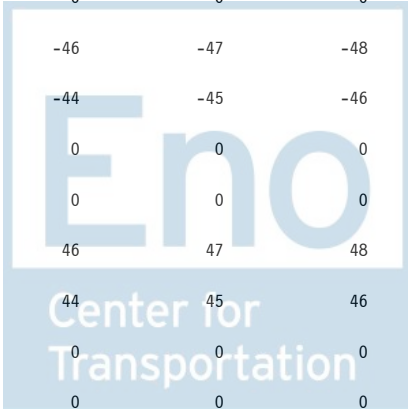
Sorted by FUNC, SFUN, TID, SUB
 (amounts in millions)

		2015	2016	2017	2018	2019	2020	2021	2022	2023	2024	2025
ADMINISTRATION OF JUSTICE (750)												
Account Total for Juvenile justice programs												
Pres 16	BA:	238	339	346	353	356	360	367	374	382	389	397
Reest	OP:	261	270									
	OT:	289	311	324	338	332	351	356	362	368	375	382
Mar 15	BA:	238	242	246	251	256	261	266	272	278	283	289
Base	OP:	261	270									
	OT:	289	299	286	274	247	251	256	262	266	272	278
Orig	BA:	239	339	346	353	356	360	367	374	382	389	397
Pres	OP:	256	251									
	OT:	293	326	322	341	350	355	360	365	373	380	387
Reest -	BA:	0	97	100	102	100	99	101	102	104	106	108
Mar15	OP:	0	0									
	OT:	0	12	38	64	85	100	100	100	102	103	104
Reest -	BA:	-1	0	0	0	0	0	0	0	0	0	0
Orig	OP:	5	19									
	OT:	-4	-15	2	-3	-18	-4	-4	-3	-5	-5	-5
Community oriented policing services												
015 0406 0 1 754 AA01 CJ CJ 03 0												
Appropriation												
Pres 16	BA:	208	304	310	316	319	322	329	336	342	349	356
Reest	OP:	298	302									
	OT:	323	338	348	369	346	315	319	324	330	336	342
Mar 15	BA:	208	212	216	221	225	231	236	241	246	252	258
Base	OP:	298	302									
	OT:	323	327	311	309	266	221	226	231	236	241	247
Orig	BA:	161	294	310	316	319	322	329	336	342	349	356
Pres	OP:	232	195									
	OT:	234	243	243	269	304	316	361	369	374	337	343
Reest -	BA:	0	92	94	95	94	91	93	95	96	97	98
Mar15	OP:	0	0									
	OT:	0	11	37	60	80	94	93	93	94	95	95
Reest -	BA:	47	10	0	0	0	0	0	0	0	0	0
Orig	OP:	66	107									
	OT:	89	95	105	100	42	-1	-42	-45	-44	-1	-1



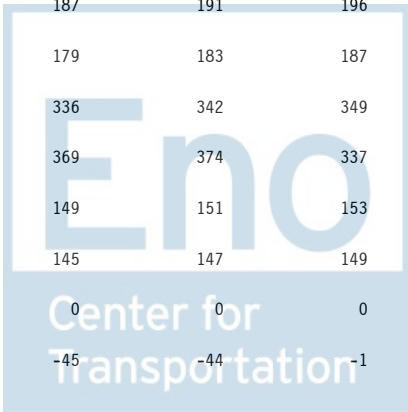
Sorted by FUNC, SFUN, TID, SUB
 (amounts in millions)

		2015	2016	2017	2018	2019	2020	2021	2022	2023	2024	2025
ADMINISTRATION OF JUSTICE (750)												
015 0406 0 1 754 AA02 CJ CJ 03 0												
Appropriation												
transfer to DEA												
Pres 16	BA:	-7	0	0	0	0	0	0	0	0	0	0
Reest	OP:	-3	-5									
	OT:	-4	-5	-4	-3	-1	0	0	0	0	0	0
Mar 15	BA:	-7	-7	-7	-7	-8	-8	-8	-8	-8	-8	-9
Base	OP:	-3	-5									
	OT:	-4	-6	-7	-8	-7	-7	-8	-8	-8	-8	-8
Orig	BA:	0	0	0	0	0	0	0	0	0	0	0
Pres	OP:	0	0									
	OT:	0	0	0	0	0	0	0	0	0	0	0
Reest -	BA:	0	7	7	7	8	8	8	8	8	8	9
Mar15	OP:	0	0									
	OT:	0	1	3	5	6	7	8	8	8	8	8
Reest -	BA:	-7	0	0	0	0	0	0	0	0	0	0
Orig	OP:	-3	-5									
	OT:	-4	-5	-4	-3	-1	0	0	0	0	0	0
015 0406 0 1 754 IA01 CJ CJ 03 0												
Rescission												
Pres 16	BA:	-40	-10	0	0	0	0	0	0	0	0	0
Reest	OP:	-15	-24									
	OT:	-20	-25	-20	-15	-8	-2	0	0	0	0	0
Mar 15	BA:	-40	-41	-41	-42	-43	-44	-45	-46	-47	-48	-50
Base	OP:	-15	-24									
	OT:	-20	-29	-33	-39	-41	-42	-43	-44	-45	-46	-47
Orig	BA:	0	0	0	0	0	0	0	0	0	0	0
Pres	OP:	0	0									
	OT:	0	0	0	0	0	0	0	0	0	0	0
Reest -	BA:	0	31	41	42	43	44	45	46	47	48	50
Mar15	OP:	0	0									
	OT:	0	4	13	24	33	40	43	44	45	46	47
Reest -	BA:	-40	-10	0	0	0	0	0	0	0	0	0
Orig	OP:	-15	-24									
	OT:	-20	-25	-20	-15	-8	-2	0	0	0	0	0



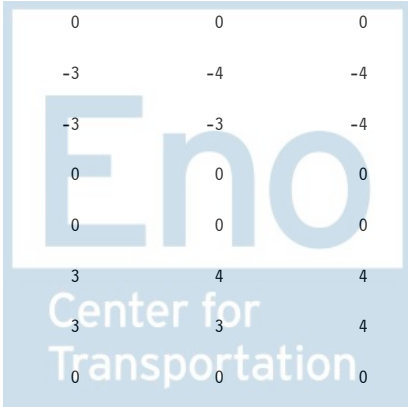
Sorted by FUNC, SFUN, TID, SUB
 (amounts in millions)

		2015	2016	2017	2018	2019	2020	2021	2022	2023	2024	2025
ADMINISTRATION OF JUSTICE (750)												
015 0406 0 1 754 IA02 CJ CJ 03 0												
Rescission												
Pres 16	BA:	0	0	0	0	0	0	0	0	0	0	0
Reest	OP:	-2	0									
	OT:	-2	0	0	0	0	0	0	0	0	0	0
Mar 15	BA:	0	0	0	0	0	0	0	0	0	0	0
Base	OP:	-2	0									
	OT:	-2	0	0	0	0	0	0	0	0	0	0
Orig	BA:	0	0	0	0	0	0	0	0	0	0	0
Pres	OP:	0	0									
	OT:	0	0	0	0	0	0	0	0	0	0	0
Reest -	BA:	0	0	0	0	0	0	0	0	0	0	0
Mar15	OP:	0	0									
	OT:	0	0	0	0	0	0	0	0	0	0	0
Reest -	BA:	0	0	0	0	0	0	0	0	0	0	0
Orig	OP:	-2	0									
	OT:	-2	0	0	0	0	0	0	0	0	0	0
Account Total for Community oriented policing services												
Pres 16	BA:	161	294	310	316	319	322	329	336	342	349	356
Reest	OP:	278	273									
	OT:	297	308	324	351	337	313	319	324	330	336	342
Mar 15	BA:	161	164	168	172	174	179	183	187	191	196	199
Base	OP:	278	273									
	OT:	297	292	271	262	218	172	175	179	183	187	192
Orig	BA:	161	294	310	316	319	322	329	336	342	349	356
Pres	OP:	232	195									
	OT:	234	243	243	269	304	316	361	369	374	337	343
Reest -	BA:	0	130	142	144	145	143	146	149	151	153	157
Mar15	OP:	0	0									
	OT:	0	16	53	89	119	141	144	145	147	149	150
Reest -	BA:	0	0	0	0	0	0	0	0	0	0	0
Orig	OP:	46	78									
	OT:	63	65	81	82	33	-3	-42	-45	-44	-1	-1



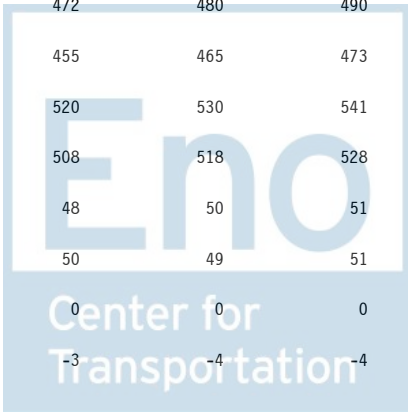
Sorted by FUNC, SFUN, TID, SUB
 (amounts in millions)

		2015	2016	2017	2018	2019	2020	2021	2022	2023	2024	2025
ADMINISTRATION OF JUSTICE (750)												
Violence against women prevention and prosecution programs												
015 0409 0 1 754 AA01 CJ CJ 03 0												
Appropriation												
Pres 16	BA:	430	474	480	490	495	500	510	520	530	541	552
Reest	OP:	325	356									
	OT:	420	460	493	500	499	490	497	505	514	524	534
Mar 15	BA:	430	437	445	454	463	473	482	493	503	513	524
Base	OP:	325	356									
	OT:	420	452	474	474	469	457	466	476	486	496	506
Orig	BA:	411	466	480	490	495	500	510	520	530	541	552
Pres	OP:	556	414									
	OT:	634	513	500	477	487	494	500	508	518	528	538
Reest -	BA:	0	37	35	36	32	27	28	27	27	28	28
Mar15	OP:	0	0									
	OT:	0	8	19	26	30	33	31	29	28	28	28
Reest -	BA:	19	8	0	0	0	0	0	0	0	0	0
Orig	OP:	-231	-58									
	OT:	-214	-53	-7	23	12	-4	-3	-3	-4	-4	-4
015 0409 0 1 754 AA02 CJ CJ 03 0												
Appropriation												
transfer to Research, eval.												
Pres 16	BA:	-3	-3	0	0	0	0	0	0	0	0	0
Reest	OP:	-1	-2									
	OT:	-2	-3	-2	-1	-1	0	0	0	0	0	0
Mar 15	BA:	-3	-3	-3	-3	-3	-3	-3	-3	-4	-4	-4
Base	OP:	-1	-2									
	OT:	-2	-3	-2	-3	-3	-3	-3	-3	-4	-4	-4
Orig	BA:	0	0	0	0	0	0	0	0	0	0	0
Pres	OP:	0	0									
	OT:	0	0	0	0	0	0	0	0	0	0	0
Reest -	BA:	0	0	3	3	3	3	3	3	4	4	4
Mar15	OP:	0	0									
	OT:	0	0	0	2	2	3	3	3	3	4	4
Reest -	BA:	-3	-3	0	0	0	0	0	0	0	0	0
Orig	OP:	-1	-2									
	OT:	-2	-3	-2	-1	-1	0	0	0	0	0	0



Sorted by FUNC, SFUN, TID, SUB
 (amounts in millions)

		2015	2016	2017	2018	2019	2020	2021	2022	2023	2024	2025
ADMINISTRATION OF JUSTICE (750)												
015 0409 0 1 754 IA01 CJ CJ 03 0												
Rescission												
Pres 16	BA:	-16	-5	0	0	0	0	0	0	0	0	0
Reest	OP:	-8	-11									
	OT:	-12	-12	-9	-5	-3	-1	0	0	0	0	0
Mar 15	BA:	-16	-16	-17	-17	-17	-18	-18	-18	-19	-19	-19
Base	OP:	-8	-11									
	OT:	-12	-15	-16	-16	-17	-17	-18	-18	-18	-19	-19
Orig	BA:	0	0	0	0	0	0	0	0	0	0	0
Pres	OP:	0	0									
	OT:	0	0	0	0	0	0	0	0	0	0	0
Reest -	BA:	0	11	17	17	17	18	18	18	19	19	19
Mar15	OP:	0	0									
	OT:	0	3	7	11	14	16	18	18	18	19	19
Reest -	BA:	-16	-5	0	0	0	0	0	0	0	0	0
Orig	OP:	-8	-11									
	OT:	-12	-12	-9	-5	-3	-1	0	0	0	0	0
Account Total for Violence against women prevention and prosecution programs												
Pres 16	BA:	411	466	480	490	495	500	510	520	530	541	552
Reest	OP:	316	343									
	OT:	406	445	482	494	495	489	497	505	514	524	534
Mar 15	BA:	411	418	425	434	443	452	461	472	480	490	501
Base	OP:	316	343									
	OT:	406	434	456	455	449	437	445	455	465	473	483
Orig	BA:	411	466	480	490	495	500	510	520	530	541	552
Pres	OP:	556	414									
	OT:	634	513	500	477	487	494	500	508	518	528	538
Reest -	BA:	0	48	55	56	52	48	49	48	50	51	51
Mar15	OP:	0	0									
	OT:	0	11	26	39	46	52	52	50	49	51	51
Reest -	BA:	0	0	0	0	0	0	0	0	0	0	0
Orig	OP:	-240	-71									
	OT:	-228	-68	-18	17	8	-5	-3	-3	-4	-4	-4



Sorted by FUNC, SFUN, TID, SUB
 (amounts in millions)

		2015	2016	2017	2018	2019	2020	2021	2022	2023	2024	2025
ADMINISTRATION OF JUSTICE (750)												
Salaries and Expenses, Office of Justice Programs												
015 0420 0 1 754 AA01 CJ CJ 03												
Appropriation												
Pres 16	BA:	0	0	0	0	0	0	0	0	0	0	0
Reest	OP:	0	0									
	OT:	0	0	0	0	0	0	0	0	0	0	0
Mar 15	BA:	0	0	0	0	0	0	0	0	0	0	0
Base	OP:	0	0									
	OT:	0	0	0	0	0	0	0	0	0	0	0
Orig	BA:	0	0	0	0	0	0	0	0	0	0	0
Pres	OP:	2	0									
	OT:	2	0	0	0	0	0	0	0	0	0	0
Reest -	BA:	0	0	0	0	0	0	0	0	0	0	0
Mar15	OP:	0	0									
	OT:	0	0	0	0	0	0	0	0	0	0	0
Reest -	BA:	0	0	0	0	0	0	0	0	0	0	0
Orig	OP:	-2	0									
	OT:	-2	0	0	0	0	0	0	0	0	0	0



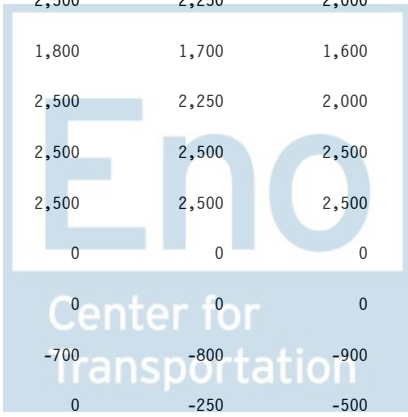
Sorted by FUNC, SFUN, TID, SUB
 (amounts in millions)

		2015	2016	2017	2018	2019	2020	2021	2022	2023	2024	2025
ADMINISTRATION OF JUSTICE (750)												
Crime victims fund												
015 5041 0 2 754 AA01 CJ CJ 03 CH												
Appropriation												
FY16 obligation limit												
Pres 16	BA:	0	-13,331	13,331	0	0	0	0	0	0	0	0
Reest	OP:	0	0									
	OT:	0	-200	-1,333	-1,333	-1,550	1,333	1,850	1,233	0	0	0
Mar 15	BA:	0	0	0	0	0	0	0	0	0	0	0
Base	OP:	0	0									
	OT:	0	0	0	0	0	0	0	0	0	0	0
Orig	BA:	0	-13,481	0	0	0	0	0	0	0	0	0
Pres	OP:	0	0									
	OT:	0	-8,089	-4,044	-1,348	0	0	0	0	0	0	0
Reest -	BA:	0	-13,331	13,331	0	0	0	0	0	0	0	0
Mar15	OP:	0	0									
	OT:	0	-200	-1,333	-1,333	-1,550	1,333	1,850	1,233	0	0	0
Reest -	BA:	0	150	13,331	0	0	0	0	0	0	0	0
Orig	OP:	0	0									
	OT:	0	7,889	2,711	15	-1,550	1,333	1,850	1,233	0	0	0




Sorted by FUNC, SFUN, TID, SUB
 (amounts in millions)

		2015	2016	2017	2018	2019	2020	2021	2022	2023	2024	2025
ADMINISTRATION OF JUSTICE (750)												
015 5041 0 2 754 AA02 CJ CJ 03 FUTRCHIMP												
Appropriation												
Continuation of 2016 obligation cap (nets to zero for each year after BY); Pres												
Pres 16	BA:	0	0	-13,331	0	0	0	0	0	0	0	0
Reest	OP:	0	0									
	OT:	0	0	-200	-1,533	-2,866	-4,416	-3,083	-1,233	0	0	0
Mar 15	BA:	0	0	0	0	0	0	0	0	0	0	0
Base	OP:	0	0									
	OT:	0	0	0	0	0	0	0	0	0	0	0
Orig	BA:	0	0	0	0	0	0	0	0	0	0	0
Pres	OP:	0	0									
	OT:	0	0	0	0	0	0	0	0	0	0	0
Reest -	BA:	0	0	-13,331	0	0	0	0	0	0	0	0
Mar15	OP:	0	0									
	OT:	0	0	-200	-1,533	-2,866	-4,416	-3,083	-1,233	0	0	0
Reest -	BA:	0	0	-13,331	0	0	0	0	0	0	0	0
Orig	OP:	0	0									
	OT:	0	0	-200	-1,533	-2,866	-4,416	-3,083	-1,233	0	0	0
015 5041 0 2 754 BA01 42 86 10 N												
Federal Fund												
Pres 16	BA:	2,362	13,507	2,300	2,200	2,100	2,000	1,900	1,800	1,700	1,600	1,500
Reest	OP:	278	900									
	OT:	750	1,300	2,500	4,000	6,000	5,500	4,000	2,500	2,250	2,000	1,750
Mar 15	BA:	2,362	13,507	2,300	2,200	2,100	2,000	1,900	1,800	1,700	1,600	1,500
Base	OP:	278	900									
	OT:	750	1,300	2,500	4,000	6,000	5,500	4,000	2,500	2,250	2,000	1,750
Orig	BA:	2,361	14,481	2,500	2,500	2,500	2,500	2,500	2,500	2,500	2,500	2,500
Pres	OP:	825	918									
	OT:	2,242	9,606	6,184	3,698	2,500	2,500	2,500	2,500	2,500	2,500	2,500
Reest -	BA:	0	0	0	0	0	0	0	0	0	0	0
Mar15	OP:	0	0									
	OT:	0	0	0	0	0	0	0	0	0	0	0
Reest -	BA:	1	-974	-200	-300	-400	-500	-600	-700	-800	-900	-1,000
Orig	OP:	-547	-18									
	OT:	-1,492	-8,306	-3,684	302	3,500	3,000	1,500	0	-250	-500	-750



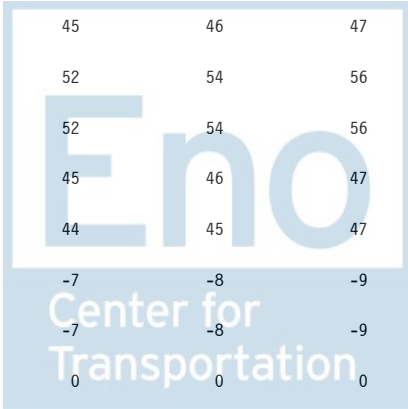
Sorted by FUNC, SFUN, TID, SUB
 (amounts in millions)

		2015	2016	2017	2018	2019	2020	2021	2022	2023	2024	2025
ADMINISTRATION OF JUSTICE (750)												
015 5041 0 2 754 BS01 42 86 10 A												
Sequester												
Pres 16	BA:	-824	0	0	0	0	0	0	0	0	0	0
Reest	OP:	0	0	0	0	0	0	0	0	0	0	0
	OT:	0	0	0	0	0	0	0	0	0	0	0
Mar 15	BA:	-824	-929	0	0	0	0	0	0	0	0	0
Base	OP:	0	0	0	0	0	0	0	0	0	0	0
	OT:	0	0	0	0	0	0	0	0	0	0	0
Orig	BA:	0	0	0	0	0	0	0	0	0	0	0
Pres	OP:	0	0	0	0	0	0	0	0	0	0	0
	OT:	0	0	0	0	0	0	0	0	0	0	0
Reest -	BA:	0	929	0	0	0	0	0	0	0	0	0
Mar15	OP:	0	0	0	0	0	0	0	0	0	0	0
	OT:	0	0	0	0	0	0	0	0	0	0	0
Reest -	BA:	-824	0	0	0	0	0	0	0	0	0	0
Orig	OP:	0	0	0	0	0	0	0	0	0	0	0
	OT:	0	0	0	0	0	0	0	0	0	0	0
015 5041 0 2 754 BS20 42 86 10 A												
Sequester												
	Pop up											
Pres 16	BA:	823	824	0	0	0	0	0	0	0	0	0
Reest	OP:	0	0	0	0	0	0	0	0	0	0	0
	OT:	0	0	0	0	0	0	0	0	0	0	0
Mar 15	BA:	823	824	929	0	0	0	0	0	0	0	0
Base	OP:	0	0	0	0	0	0	0	0	0	0	0
	OT:	0	0	0	0	0	0	0	0	0	0	0
Orig	BA:	0	0	0	0	0	0	0	0	0	0	0
Pres	OP:	0	0	0	0	0	0	0	0	0	0	0
	OT:	0	0	0	0	0	0	0	0	0	0	0
Reest -	BA:	0	0	-929	0	0	0	0	0	0	0	0
Mar15	OP:	0	0	0	0	0	0	0	0	0	0	0
	OT:	0	0	0	0	0	0	0	0	0	0	0
Reest -	BA:	823	824	0	0	0	0	0	0	0	0	0
Orig	OP:	0	0	0	0	0	0	0	0	0	0	0
	OT:	0	0	0	0	0	0	0	0	0	0	0



Sorted by FUNC, SFUN, TID, SUB
 (amounts in millions)

		2015	2016	2017	2018	2019	2020	2021	2022	2023	2024	2025
ADMINISTRATION OF JUSTICE (750)												
Account Total for Crime victims fund												
Pres 16	BA:	2,361	1,000	2,300	2,200	2,100	2,000	1,900	1,800	1,700	1,600	1,500
Reest	OP:	278	900									
	OT:	750	1,100	967	1,134	1,584	2,417	2,767	2,500	2,250	2,000	1,750
Mar 15	BA:	2,361	13,402	3,229	2,200	2,100	2,000	1,900	1,800	1,700	1,600	1,500
Base	OP:	278	900									
	OT:	750	1,300	2,500	4,000	6,000	5,500	4,000	2,500	2,250	2,000	1,750
Orig	BA:	2,361	1,000	2,500	2,500	2,500	2,500	2,500	2,500	2,500	2,500	2,500
Pres	OP:	825	918									
	OT:	2,242	1,517	2,140	2,350	2,500	2,500	2,500	2,500	2,500	2,500	2,500
Reest -	BA:	0	-12,402	-929	0	0	0	0	0	0	0	0
Mar15	OP:	0	0									
	OT:	0	-200	-1,533	-2,866	-4,416	-3,083	-1,233	0	0	0	0
Reest -	BA:	0	0	-200	-300	-400	-500	-600	-700	-800	-900	-1,000
Orig	OP:	-547	-18									
	OT:	-1,492	-417	-1,173	-1,216	-916	-83	267	0	-250	-500	-750
Public Defender Service for the District of Columbia												
Public Defender Service for the District of Columbia												
Federal Payment to the District of Columbia Public Defender Serv												
511 1733 0 1 754 AA01 FS FS 03 0												
Appropriation												
Pres 16	BA:	41	41	42	43	43	44	44	45	46	47	48
Reest	OP:	8	8									
	OT:	41	41	42	43	43	44	44	45	46	47	48
Mar 15	BA:	41	42	44	45	47	49	50	52	54	56	58
Base	OP:	8	8									
	OT:	41	42	44	45	47	49	50	52	54	56	58
Orig	BA:	41	41	42	43	43	44	44	45	46	47	48
Pres	OP:	4	4									
	OT:	41	41	42	43	43	44	44	44	45	47	48
Reest -	BA:	0	-1	-2	-2	-4	-5	-6	-7	-8	-9	-10
Mar15	OP:	0	0									
	OT:	0	-1	-2	-2	-4	-5	-6	-7	-8	-9	-10
Reest -	BA:	0	0	0	0	0	0	0	0	0	0	0
Orig	OP:	4	4									
	OT:	0	0	0	0	0	0	0	1	1	0	0



Sorted by FUNC, SFUN, TID, SUB
 (amounts in millions)

		2015	2016	2017	2018	2019	2020	2021	2022	2023	2024	2025
ADMINISTRATION OF JUSTICE (750)												
Subfunction Total for 754 Criminal justice assistance (754)												
Pres 16	BA:	5,168	4,115	6,984	5,041	4,970	4,899	4,856	4,816	4,775	4,736	4,700
Reest	OP:	2,370	2,959									
	OT:	3,743	4,180	5,618	4,076	4,462	5,258	5,650	5,432	5,234	5,039	4,851
Mar 15	BA:	5,168	16,278	7,679	4,803	4,753	4,711	4,665	4,625	4,583	4,543	4,504
Base	OP:	2,370	2,959									
	OT:	3,743	4,331	7,087	6,809	8,697	8,129	6,679	5,237	5,044	4,850	4,660
Orig	BA:	5,194	4,143	7,178	5,333	5,361	5,388	5,444	5,502	5,559	5,619	5,681
Pres	OP:	3,124	3,192									
	OT:	5,453	4,889	6,852	5,081	5,306	5,351	5,428	5,474	5,530	5,546	5,605
Reest -	BA:	0	-12,163	-695	238	217	188	191	191	192	193	196
Mar15	OP:	0	0									
	OT:	0	-151	-1,469	-2,733	-4,235	-2,871	-1,029	195	190	189	191
Reest -	BA:	-26	-28	-194	-292	-391	-489	-588	-686	-784	-883	-981
Orig	OP:	-754	-233									
	OT:	-1,710	-709	-1,234	-1,005	-844	-93	222	-42	-296	-507	-754



Sorted by FUNC, SFUN, TID, SUB
 (amounts in millions)

		2015	2016	2017	2018	2019	2020	2021	2022	2023	2024	2025
Function Total for 750 ADMINISTRATION OF JUSTICE (750)												
Pres 16	BA:	56,043	58,250	61,731	60,804	61,227	61,656	62,787	64,489	65,525	66,581	71,547
Reest	OP:	16,032	17,666									
	OT:	56,048	60,913	62,333	60,250	60,495	61,820	63,288	64,764	65,636	66,539	71,371
Mar 15	BA:	56,043	68,659	60,951	59,154	60,810	62,510	64,395	66,899	68,758	70,663	76,218
Base	OP:	16,032	17,666									
	OT:	56,048	59,010	62,172	61,584	64,295	65,460	65,925	66,997	68,698	70,439	75,860
Orig	BA:	55,321	58,234	62,217	61,505	62,156	62,771	63,945	65,151	66,372	67,606	72,123
Pres	OP:	20,002	17,340									
	OT:	58,672	58,512	62,302	61,220	61,996	64,256	63,614	64,768	65,957	67,122	71,758
Reest -	BA:	0	-10,409	780	1,650	417	-854	-1,608	-2,410	-3,233	-4,082	-4,671
Mar15	OP:	0	0									
	OT:	0	1,903	161	-1,334	-3,800	-3,640	-2,637	-2,233	-3,062	-3,900	-4,489
Reest -	BA:	722	16	-486	-701	-929	-1,115	-1,158	-662	-847	-1,025	-576
Orig	OP:	-3,970	326									
	OT:	-2,624	2,401	31	-970	-1,501	-2,436	-326	-4	-321	-583	-387



Sorted by FUNC, SFUN, TID, SUB
(amounts in millions)

2015 2016 2017 2018 2019 2020 2021 2022 2023 2024 2025



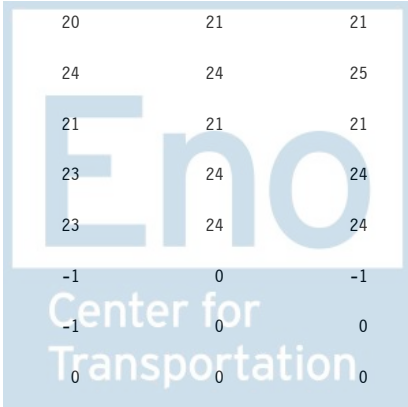
Sorted by FUNC, SFUN, TID, SUB
 (amounts in millions)

		2015	2016	2017	2018	2019	2020	2021	2022	2023	2024	2025
GENERAL GOVERNMENT (800)												
Legislative functions (801)												
Legislative Branch												
Senate												
Compensation of members, Senate												
000 0100 0 1 801 BA01 LB LB 10 0												
Federal Fund												
Pres 16	BA:	25	26	27	28	29	31	32	33	34	36	37
Reest	OP:	2	3									
	OT:	25	26	27	28	29	31	32	33	34	36	37
Mar 15	BA:	25	26	27	28	29	31	32	33	34	36	37
Base	OP:	2	3									
	OT:	25	26	27	28	29	31	32	33	34	36	37
Orig	BA:	24	24	24	24	24	24	24	24	24	24	24
Pres	OP:	3	0									
	OT:	27	24	24	24	24	24	24	24	24	24	24
Reest -	BA:	0	0	0	0	0	0	0	0	0	0	0
Mar15	OP:	0	0									
	OT:	0	0	0	0	0	0	0	0	0	0	0
Reest -	BA:	1	2	3	4	5	7	8	9	10	12	13
Orig	OP:	-1	3									
	OT:	-2	2	3	4	5	7	8	9	10	12	13



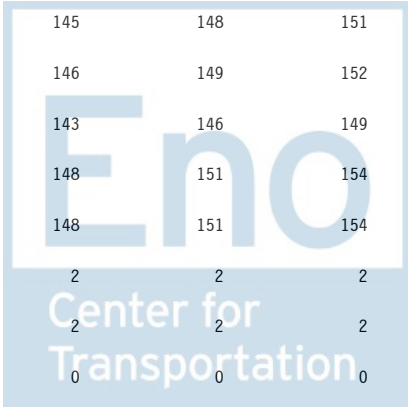
Sorted by FUNC, SFUN, TID, SUB
 (amounts in millions)

		2015	2016	2017	2018	2019	2020	2021	2022	2023	2024	2025
GENERAL GOVERNMENT (800)												
Salaries, officers and employees												
000 0110 0 1 801 AA01 LB LB 03 0												
Appropriation												
Pres 16	BA:	178	186	190	194	195	197	201	205	209	214	218
Reest	OP:	23	23									
	OT:	174	181	186	190	191	193	196	200	204	209	213
Mar 15	BA:	178	185	192	200	209	218	226	236	245	255	265
Base	OP:	23	23									
	OT:	174	180	187	195	204	212	220	230	239	249	258
Orig	BA:	178	186	190	194	195	197	201	205	209	214	218
Pres	OP:	33	0									
	OT:	211	186	190	194	195	197	201	205	209	214	218
Reest -	BA:	0	1	-2	-6	-14	-21	-25	-31	-36	-41	-47
Mar15	OP:	0	0									
	OT:	0	1	-1	-5	-13	-19	-24	-30	-35	-40	-45
Reest -	BA:	0	0	0	0	0	0	0	0	0	0	0
Orig	OP:	-10	23									
	OT:	-37	-5	-4	-4	-4	-4	-5	-5	-5	-5	-5
Miscellaneous items												
000 0123 0 1 801 AA01 LB LB 03 0												
Appropriation												
Pres 16	BA:	21	21	21	22	22	22	23	23	24	24	25
Reest	OP:	5	5									
	OT:	18	18	18	19	19	19	20	20	21	21	21
Mar 15	BA:	21	21	22	22	23	23	23	24	24	25	25
Base	OP:	5	5									
	OT:	18	18	19	19	20	20	20	21	21	21	22
Orig	BA:	21	21	21	22	22	22	23	23	24	24	25
Pres	OP:	50	0									
	OT:	71	21	21	22	22	22	23	23	24	24	25
Reest -	BA:	0	0	-1	0	-1	-1	0	-1	0	-1	0
Mar15	OP:	0	0									
	OT:	0	0	-1	0	-1	-1	0	-1	0	0	-1
Reest -	BA:	0	0	0	0	0	0	0	0	0	0	0
Orig	OP:	-45	5									
	OT:	-53	-3	-3	-3	-3	-3	-3	-3	-3	-3	-4



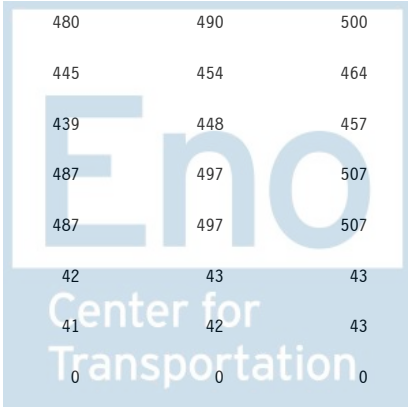
Sorted by FUNC, SFUN, TID, SUB
 (amounts in millions)

		2015	2016	2017	2018	2019	2020	2021	2022	2023	2024	2025
GENERAL GOVERNMENT (800)												
Secretary of the Senate												
000 0126 0 1 801 AA01 LB LB 03 0												
Appropriation												
Pres 16	BA:	6	9	9	9	9	10	10	10	10	10	11
Reest	OP:	5	5									
	OT:	7	8	8	8	9	9	9	10	10	10	10
Mar 15	BA:	6	6	6	6	6	7	7	7	7	7	7
Base	OP:	5	5									
	OT:	7	7	6	6	6	6	6	7	7	7	7
Orig	BA:	6	9	9	9	9	10	10	10	10	10	11
Pres	OP:	8	0									
	OT:	14	8	9	9	9	10	10	10	10	10	11
Reest -	BA:	0	3	3	3	3	3	3	3	3	3	4
Mar15	OP:	0	0									
	OT:	0	1	2	2	3	3	3	3	3	3	3
Reest -	BA:	0	0	0	0	0	0	0	0	0	0	0
Orig	OP:	-3	5									
	OT:	-7	0	-1	-1	0	-1	-1	0	0	0	-1
Sergeant at Arms and Doorkeeper of the Senate												
000 0127 0 1 801 AA01 LB LB 03 0												
Appropriation												
Pres 16	BA:	128	134	137	139	141	142	145	148	151	154	157
Reest	OP:	50	50									
	OT:	127	130	134	136	138	140	142	145	148	151	154
Mar 15	BA:	128	130	132	135	138	140	143	146	149	152	155
Base	OP:	50	50									
	OT:	127	128	130	132	135	137	140	143	146	149	152
Orig	BA:	128	134	137	139	141	142	145	148	151	154	157
Pres	OP:	106	0									
	OT:	234	134	137	139	141	142	145	148	151	154	157
Reest -	BA:	0	4	5	4	3	2	2	2	2	2	2
Mar15	OP:	0	0									
	OT:	0	2	4	4	3	3	2	2	2	2	2
Reest -	BA:	0	0	0	0	0	0	0	0	0	0	0
Orig	OP:	-56	50									
	OT:	-107	-4	-3	-3	-3	-2	-3	-3	-3	-3	-3



Sorted by FUNC, SFUN, TID, SUB
 (amounts in millions)

		2015	2016	2017	2018	2019	2020	2021	2022	2023	2024	2025
GENERAL GOVERNMENT (800)												
Inquiries and investigations												
000 0128 0 1 801 AA01 LB LB 03 0												
Appropriation												
Pres 16	BA:	133	134	137	139	141	142	145	148	151	154	157
Reest	OP:	22	23									
	OT:	128	130	132	134	136	138	140	143	146	149	152
Mar 15	BA:	133	135	137	140	143	146	149	152	155	158	161
Base	OP:	22	23									
	OT:	128	131	132	135	138	141	144	147	150	153	156
Orig	BA:	133	134	137	139	141	142	145	148	151	154	157
Pres	OP:	26	0									
	OT:	159	134	137	139	141	142	145	148	151	154	157
Reest -	BA:	0	-1	0	-1	-2	-4	-4	-4	-4	-4	-4
Mar15	OP:	0	0									
	OT:	0	-1	0	-1	-2	-3	-4	-4	-4	-4	-4
Reest -	BA:	0	0	0	0	0	0	0	0	0	0	0
Orig	OP:	-4	23									
	OT:	-31	-4	-5	-5	-5	-4	-5	-5	-5	-5	-5
Senators' official personnel and office expense account												
000 0130 0 1 801 AA01 LB LB 03 0												
Appropriation												
Pres 16	BA:	390	441	450	459	463	468	477	487	497	507	517
Reest	OP:	54	54									
	OT:	386	429	441	453	457	462	471	480	490	500	510
Mar 15	BA:	390	396	403	411	419	428	436	445	454	464	473
Base	OP:	54	54									
	OT:	386	391	398	405	413	422	430	439	448	457	466
Orig	BA:	390	441	450	459	463	468	477	487	497	507	517
Pres	OP:	75	0									
	OT:	465	441	450	459	463	468	477	487	497	507	517
Reest -	BA:	0	45	47	48	44	40	41	42	43	43	44
Mar15	OP:	0	0									
	OT:	0	38	43	48	44	40	41	41	42	43	44
Reest -	BA:	0	0	0	0	0	0	0	0	0	0	0
Orig	OP:	-21	54									
	OT:	-79	-12	-9	-6	-6	-6	-6	-7	-7	-7	-7



Sorted by FUNC, SFUN, TID, SUB
 (amounts in millions)

		2015	2016	2017	2018	2019	2020	2021	2022	2023	2024	2025
GENERAL GOVERNMENT (800)												
Office of Senate Legal Counsel												
000 0171 0 1 801 AA01 LB LB 03 0												
Appropriation												
Pres 16	BA:	1	1	1	1	1	1	1	1	1	1	1
Reest	OP:	0	0									
	OT:	1	1	1	1	1	1	1	1	1	1	1
Mar 15	BA:	1	1	1	1	1	1	1	1	1	1	1
Base	OP:	0	0									
	OT:	1	1	1	1	1	1	1	1	1	1	1
Orig	BA:	1	1	1	1	1	1	1	1	1	1	1
Pres	OP:	0	0									
	OT:	1	1	1	1	1	1	1	1	1	1	1
Reest -	BA:	0	0	0	0	0	0	0	0	0	0	0
Mar15	OP:	0	0									
	OT:	0	0	0	0	0	0	0	0	0	0	0
Reest -	BA:	0	0	0	0	0	0	0	0	0	0	0
Orig	OP:	0	0									
	OT:	0	0	0	0	0	0	0	0	0	0	0



Sorted by FUNC, SFUN, TID, SUB
 (amounts in millions)

		2015	2016	2017	2018	2019	2020	2021	2022	2023	2024	2025
GENERAL GOVERNMENT (800)												
Joint Items												
Joint Economic Committee												
000 0181 0 1 801 AA01 LB LB 03 0												
Appropriation												
Pres 16	BA:	4	4	4	4	4	4	4	4	5	5	5
Reest	OP:	0	0									
	OT:	4	4	4	4	4	4	4	4	5	5	5
Mar 15	BA:	4	4	4	4	4	4	4	5	5	5	5
Base	OP:	0	0									
	OT:	4	4	4	4	4	4	4	5	5	5	5
Orig	BA:	4	4	4	4	4	4	4	4	5	5	5
Pres	OP:	0	0									
	OT:	4	4	4	4	4	4	4	4	5	5	5
Reest -	BA:	0	0	0	0	0	0	0	-1	0	0	0
Mar15	OP:	0	0									
	OT:	0	0	0	0	0	0	0	-1	0	0	0
Reest -	BA:	0	0	0	0	0	0	0	0	0	0	0
Orig	OP:	0	0									
	OT:	0	0	0	0	0	0	0	0	0	0	0



Sorted by FUNC, SFUN, TID, SUB
 (amounts in millions)

		2015	2016	2017	2018	2019	2020	2021	2022	2023	2024	2025
GENERAL GOVERNMENT (800)												
Senate												
Office of the Legislative Counsel of the Senate												
000 0185 0 1 801 AA01 LB LB 03 0												
Appropriation												
Pres 16	BA:	5	6	6	6	6	6	6	7	7	7	7
Reest	OP:	0	0									
	OT:	5	6	6	6	6	6	6	7	7	7	7
Mar 15	BA:	5	5	5	5	5	5	6	6	6	6	6
Base	OP:	0	0									
	OT:	5	5	5	5	5	5	6	6	6	6	6
Orig	BA:	5	6	6	6	6	6	6	7	7	7	7
Pres	OP:	0	0									
	OT:	5	6	6	6	6	6	6	7	7	7	7
Reest -	BA:	0	1	1	1	1	1	0	1	1	1	1
Mar15	OP:	0	0									
	OT:	0	1	1	1	1	1	0	1	1	1	1
Reest -	BA:	0	0	0	0	0	0	0	0	0	0	0
Orig	OP:	0	0									
	OT:	0	0	0	0	0	0	0	0	0	0	0



Sorted by FUNC, SFUN, TID, SUB
 (amounts in millions)

		2015	2016	2017	2018	2019	2020	2021	2022	2023	2024	2025
GENERAL GOVERNMENT (800)												
Congressional use of foreign currency, Senate												
000 0188 0 1 801 BA01 31 80 10 0												
Federal Fund												
Pres 16	BA:	6	6	6	6	6	7	7	7	7	7	7
Reest	OP:	0	0									
	OT:	6	6	6	6	6	7	7	7	7	7	7
Mar 15	BA:	6	6	6	6	6	7	7	7	7	7	7
Base	OP:	0	0									
	OT:	6	6	6	6	6	7	7	7	7	7	7
Orig	BA:	6	6	6	6	6	6	6	6	6	6	6
Pres	OP:	2	2									
	OT:	6	6	6	6	6	6	6	6	6	6	6
Reest -	BA:	0	0	0	0	0	0	0	0	0	0	0
Mar15	OP:	0	0									
	OT:	0	0	0	0	0	0	0	0	0	0	0
Reest -	BA:	0	0	0	0	0	1	1	1	1	1	1
Orig	OP:	-2	-2									
	OT:	0	0	0	0	0	1	1	1	1	1	1



Sorted by FUNC, SFUN, TID, SUB
 (amounts in millions)

		2015	2016	2017	2018	2019	2020	2021	2022	2023	2024	2025
GENERAL GOVERNMENT (800)												
Joint Items												
Office of Congressional Accessibility Services												
000 0190 0 1 801 AA01 LB LB 03 0												
Appropriation												
Pres 16	BA:	1	1	1	1	1	1	1	1	1	1	1
Reest	OP:	0	0									
	OT:	1	1	1	1	1	1	1	1	1	1	1
Mar 15	BA:	1	1	1	1	1	1	1	1	1	1	1
Base	OP:	0	0									
	OT:	1	1	1	1	1	1	1	1	1	1	1
Orig	BA:	1	1	1	1	1	1	1	1	1	1	1
Pres	OP:	0	0									
	OT:	1	1	1	1	1	1	1	1	1	1	1
Reest -	BA:	0	0	0	0	0	0	0	0	0	0	0
Mar15	OP:	0	0									
	OT:	0	0	0	0	0	0	0	0	0	0	0
Reest -	BA:	0	0	0	0	0	0	0	0	0	0	0
Orig	OP:	0	0									
	OT:	0	0	0	0	0	0	0	0	0	0	0



Sorted by FUNC, SFUN, TID, SUB
 (amounts in millions)

		2015	2016	2017	2018	2019	2020	2021	2022	2023	2024	2025
GENERAL GOVERNMENT (800)												
House of Representatives												
Compensation of members and related administrative expenses												
000 0200 0 1 801 BA01 LB LB 10 0												
Federal Fund												
Pres 16	BA:	106	109	111	115	118	121	125	128	132	136	140
Reest	OP:	8	8									
	OT:	106	108	111	115	118	121	125	128	132	136	140
Mar 15	BA:	106	109	111	115	118	121	125	128	132	136	140
Base	OP:	8	8									
	OT:	106	108	111	115	118	121	125	128	132	136	140
Orig	BA:	101	101	103	105	107	109	111	113	115	117	119
Pres	OP:	9	0									
	OT:	110	101	103	105	107	109	111	113	115	117	119
Reest -	BA:	0	0	0	0	0	0	0	0	0	0	0
Mar15	OP:	0	0									
	OT:	0	0	0	0	0	0	0	0	0	0	0
Reest -	BA:	5	8	8	10	11	12	14	15	17	19	21
Orig	OP:	-1	8									
	OT:	-4	7	8	10	11	12	14	15	17	19	21



Sorted by FUNC, SFUN, TID, SUB
 (amounts in millions)

		2015	2016	2017	2018	2019	2020	2021	2022	2023	2024	2025
GENERAL GOVERNMENT (800)												
Salaries and expenses												
000 0400 0 1 801 AA01 LB LB 03 0												
Appropriation												
Pres 16	BA:	1,181	1,181	1,205	1,229	1,241	1,253	1,278	1,304	1,330	1,357	1,384
Reest	OP:	105	106									
	OT:	1,168	1,169	1,191	1,214	1,227	1,239	1,263	1,288	1,314	1,341	1,367
Mar 15	BA:	1,181	1,220	1,263	1,311	1,360	1,411	1,463	1,517	1,572	1,628	1,686
Base	OP:	105	106									
	OT:	1,168	1,204	1,246	1,293	1,342	1,392	1,443	1,496	1,551	1,606	1,663
Orig	BA:	1,181	1,181	1,205	1,229	1,241	1,253	1,278	1,304	1,330	1,357	1,384
Pres	OP:	64	49									
	OT:	1,221	1,206	1,220	1,243	1,254	1,264	1,277	1,304	1,329	1,357	1,383
Reest -	BA:	0	-39	-58	-82	-119	-158	-185	-213	-242	-271	-302
Mar15	OP:	0	0									
	OT:	0	-35	-55	-79	-115	-153	-180	-208	-237	-265	-296
Reest -	BA:	0	0	0	0	0	0	0	0	0	0	0
Orig	OP:	41	57									
	OT:	-53	-37	-29	-29	-27	-25	-14	-16	-15	-16	-16



Sorted by FUNC, SFUN, TID, SUB
 (amounts in millions)

		2015	2016	2017	2018	2019	2020	2021	2022	2023	2024	2025
GENERAL GOVERNMENT (800)												
Joint Items												
Office of the Attending Physician												
000 0425 0 1 801 AA01 LB LB 03 0												
Appropriation												
Pres 16	BA:	3	4	4	4	4	4	4	4	5	5	5
Reest	OP:	0	0									
	OT:	3	4	4	4	4	4	4	4	5	5	5
Mar 15	BA:	3	3	3	3	3	3	3	3	3	4	4
Base	OP:	0	0									
	OT:	3	3	3	3	3	3	3	3	3	4	4
Orig	BA:	3	4	4	4	4	4	4	4	5	5	5
Pres	OP:	3	0									
	OT:	6	4	4	4	4	4	4	4	5	5	5
Reest -	BA:	0	1	1	1	1	1	1	1	2	1	1
Mar15	OP:	0	0									
	OT:	0	1	1	1	1	1	1	1	2	1	1
Reest -	BA:	0	0	0	0	0	0	0	0	0	0	0
Orig	OP:	-3	0									
	OT:	-3	0	0	0	0	0	0	0	0	0	0



Sorted by FUNC, SFUN, TID, SUB
 (amounts in millions)

		2015	2016	2017	2018	2019	2020	2021	2022	2023	2024	2025
GENERAL GOVERNMENT (800)												
Joint Committee on Taxation												
000 0460 0 1 801 AA01 LB LB 03 0												
Appropriation												
Pres 16	BA:	10	10	10	10	11	11	11	11	11	11	12
Reest	OP:	0	0									
	OT:	10	10	10	10	11	11	11	11	11	11	12
Mar 15	BA:	10	10	11	11	12	12	13	13	14	14	15
Base	OP:	0	0									
	OT:	10	10	11	11	12	12	13	13	14	14	15
Orig	BA:	10	10	10	10	11	11	11	11	11	11	12
Pres	OP:	0	0									
	OT:	10	10	10	10	11	11	11	11	11	11	12
Reest -	BA:	0	0	-1	-1	-1	-1	-2	-2	-3	-3	-3
Mar15	OP:	0	0									
	OT:	0	0	-1	-1	-1	-1	-2	-2	-3	-3	-3
Reest -	BA:	0	0	0	0	0	0	0	0	0	0	0
Orig	OP:	0	0									
	OT:	0	0	0	0	0	0	0	0	0	0	0



Sorted by FUNC, SFUN, TID, SUB
 (amounts in millions)

		2015	2016	2017	2018	2019	2020	2021	2022	2023	2024	2025
GENERAL GOVERNMENT (800)												
House of Representatives												
Congressional use of foreign currency, House of Representatives												
000 0488 0 1 801 BA01 31 80 10 0												
Federal Fund												
Pres 16	BA:	6	6	6	6	6	6	6	6	6	6	6
Reest	OP:	0	0									
	OT:	6	6	6	6	6	6	6	6	6	6	6
Mar 15	BA:	6	6	6	6	6	6	6	6	6	6	6
Base	OP:	0	0									
	OT:	6	6	6	6	6	6	6	6	6	6	6
Orig	BA:	1	1	1	1	5	5	5	10	10	10	10
Pres	OP:	5	5									
	OT:	6	6	6	6	10	7	7	12	15	15	15
Reest -	BA:	0	0	0	0	0	0	0	0	0	0	0
Mar15	OP:	0	0									
	OT:	0	0	0	0	0	0	0	0	0	0	0
Reest -	BA:	5	5	5	5	1	1	1	-4	-4	-4	-4
Orig	OP:	-5	-5									
	OT:	0	0	0	0	-4	-1	-1	-6	-9	-9	-9



Sorted by FUNC, SFUN, TID, SUB
 (amounts in millions)

		2015	2016	2017	2018	2019	2020	2021	2022	2023	2024	2025
GENERAL GOVERNMENT (800)												
Senate												
Expenses on US Senate Caucus on International Narcotics Control												
000 9000 0 1 801 AA01 LB LB 03 0												
Appropriation												
Pres 16	BA:	1	1	1	1	1	1	1	1	1	1	1
Reest	OP:	0	0									
	OT:	1	1	1	1	1	1	1	1	1	1	1
Mar 15	BA:	1	1	1	1	1	1	1	1	1	1	1
Base	OP:	0	0									
	OT:	1	1	1	1	1	1	1	1	1	1	1
Orig	BA:	1	1	1	1	1	1	1	1	1	1	1
Pres	OP:	0	0									
	OT:	1	1	1	1	1	1	1	1	1	1	1
Reest -	BA:	0	0	0	0	0	0	0	0	0	0	0
Mar15	OP:	0	0									
	OT:	0	0	0	0	0	0	0	0	0	0	0
Reest -	BA:	0	0	0	0	0	0	0	0	0	0	0
Orig	OP:	0	0									
	OT:	0	0	0	0	0	0	0	0	0	0	0



Sorted by FUNC, SFUN, TID, SUB
 (amounts in millions)

		2015	2016	2017	2018	2019	2020	2021	2022	2023	2024	2025
GENERAL GOVERNMENT (800)												
House of Representatives												
House revolving funds												
000 9931 0 1 801 BA01 34 88 10												
Federal Fund												
Pres 16	BA:	0	0	0	0	0	0	0	0	0	0	0
Reest	OP:	0	0									
	OT:	0	0	0	0	0	0	0	0	0	0	0
Mar 15	BA:	0	0	0	0	0	0	0	0	0	0	0
Base	OP:	0	0									
	OT:	0	0	0	0	0	0	0	0	0	0	0
Orig	BA:	0	0	0	0	0	0	0	0	0	0	0
Pres	OP:	31	0									
	OT:	31	0	0	0	0	0	0	0	0	0	0
Reest -	BA:	0	0	0	0	0	0	0	0	0	0	0
Mar15	OP:	0	0									
	OT:	0	0	0	0	0	0	0	0	0	0	0
Reest -	BA:	0	0	0	0	0	0	0	0	0	0	0
Orig	OP:	-31	0									
	OT:	-31	0	0	0	0	0	0	0	0	0	0



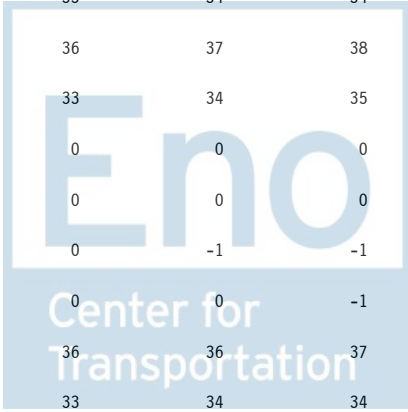
Sorted by FUNC, SFUN, TID, SUB
 (amounts in millions)

		2015	2016	2017	2018	2019	2020	2021	2022	2023	2024	2025
GENERAL GOVERNMENT (800)												
Architect of the Capitol												
Capitol Construction and Operations												
001 0100 0 1 801 AA01 LB LB 03 0												
Appropriation												
Pres 16	BA:	91	95	97	99	100	101	103	105	107	109	111
Reest	OP:	14	14									
	OT:	91	95	97	99	100	101	103	105	107	109	111
Mar 15	BA:	91	94	97	100	103	107	110	114	118	122	126
Base	OP:	14	14									
	OT:	91	94	97	99	102	106	109	113	117	121	125
Orig	BA:	91	95	97	99	100	101	103	105	107	109	111
Pres	OP:	10	11									
	OT:	92	97	105	100	101	102	104	105	107	109	111
Reest -	BA:	0	1	0	-1	-3	-6	-7	-9	-11	-13	-15
Mar15	OP:	0	0									
	OT:	0	1	0	0	-2	-5	-6	-8	-10	-12	-14
Reest -	BA:	0	0	0	0	0	0	0	0	0	0	0
Orig	OP:	4	3									
	OT:	-1	-2	-8	-1	-1	-1	-1	0	0	0	0



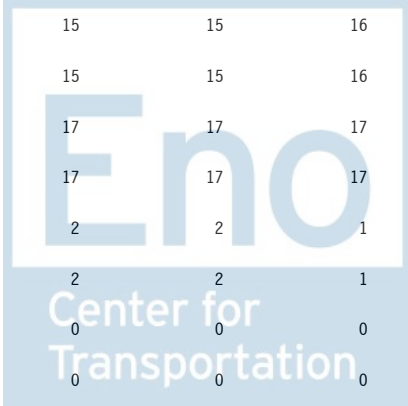
Sorted by FUNC, SFUN, TID, SUB
 (amounts in millions)

		2015	2016	2017	2018	2019	2020	2021	2022	2023	2024	2025
GENERAL GOVERNMENT (800)												
Capitol building												
001 0105 0 1 801 AA01 LB LB 03 0												
Appropriation												
Pres 16	BA:	25	25	26	26	27	27	28	28	29	30	31
Reest	OP:	6	7									
	OT:	24	25	25	25	26	26	27	27	28	29	29
Mar 15	BA:	25	26	26	27	28	28	29	30	31	32	33
Base	OP:	6	7									
	OT:	24	25	25	26	27	27	28	29	29	30	31
Orig	BA:	55	58	59	60	61	62	63	64	65	67	68
Pres	OP:	33	38									
	OT:	55	61	68	62	63	64	65	67	66	68	67
Reest -	BA:	0	-1	0	-1	-1	-1	-1	-2	-2	-2	-2
Mar15	OP:	0	0									
	OT:	0	0	0	-1	-1	-1	-1	-2	-1	-1	-2
Reest -	BA:	-30	-33	-33	-34	-34	-35	-35	-36	-36	-37	-37
Orig	OP:	-27	-31									
	OT:	-31	-36	-43	-37	-37	-38	-38	-40	-38	-39	-38
001 0105 0 1 801 AA03 LB LB 03 0												
Appropriation												
Pres 16	BA:	30	33	33	34	34	35	35	36	36	37	37
Reest	OP:	12	17									
	OT:	18	24	28	32	32	32	33	33	34	34	35
Mar 15	BA:	30	31	31	32	33	34	35	36	37	38	39
Base	OP:	12	17									
	OT:	18	23	27	31	30	31	32	32	33	34	36
Orig	BA:	0	0	0	0	0	0	0	0	0	0	0
Pres	OP:	0	0									
	OT:	0	0	0	0	0	0	0	0	0	0	0
Reest -	BA:	0	2	2	2	1	1	0	0	-1	-1	-2
Mar15	OP:	0	0									
	OT:	0	1	1	1	2	1	1	0	0	-1	-1
Reest -	BA:	30	33	33	34	34	35	35	36	36	37	37
Orig	OP:	12	17									
	OT:	18	24	28	32	32	32	33	33	34	34	35



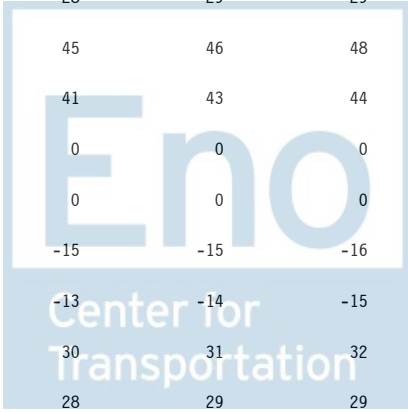
Sorted by FUNC, SFUN, TID, SUB
 (amounts in millions)

		2015	2016	2017	2018	2019	2020	2021	2022	2023	2024	2025
GENERAL GOVERNMENT (800)												
Account Total for Capitol building												
Pres 16	BA:	55	58	59	60	61	62	63	64	65	67	68
Reest	OP:	18	24		57	58	58	60	60	62	63	64
	OT:	42	49	53	57	58	58	60	60	62	63	64
Mar 15	BA:	55	57	57	59	61	62	64	66	68	70	72
Base	OP:	18	24		57	57	58	60	62	63	65	67
	OT:	42	48	52	57	57	58	60	62	63	65	67
Orig	BA:	55	58	59	60	61	62	63	64	65	67	68
Pres	OP:	33	38		60	61	62	63	64	65	67	68
	OT:	55	61	68	62	63	64	65	67	66	68	67
Reest -	BA:	0	1	2	1	0	0	-1	-2	-3	-3	-4
Mar15	OP:	0	0		0	0	0	0	0	0	0	0
	OT:	0	1	1	0	1	0	0	-2	-1	-2	-3
Reest -	BA:	0	0	0	0	0	0	0	0	0	0	0
Orig	OP:	-15	-14		0	0	0	0	0	0	0	0
	OT:	-13	-12	-15	-5	-5	-6	-5	-7	-4	-5	-3
Capitol grounds												
001 0108 0 1 801 AA01 LB LB 03 0												
Appropriation												
Pres 16	BA:	12	15	15	16	16	16	16	17	17	17	18
Reest	OP:	3	2		16	16	16	16	17	17	17	18
	OT:	13	14	15	16	16	16	16	17	17	17	18
Mar 15	BA:	12	12	13	13	13	14	14	15	15	16	16
Base	OP:	3	2		13	13	14	14	15	15	16	16
	OT:	13	12	13	13	13	14	14	15	15	16	16
Orig	BA:	12	15	15	16	16	16	16	17	17	17	18
Pres	OP:	4	5		16	16	16	16	17	17	17	18
	OT:	12	15	14	15	16	16	16	17	17	17	18
Reest -	BA:	0	3	2	3	3	2	2	2	2	1	2
Mar15	OP:	0	0		3	3	2	2	2	2	1	2
	OT:	0	2	2	3	3	2	2	2	2	1	2
Reest -	BA:	0	0	0	0	0	0	0	0	0	0	0
Orig	OP:	-1	-3		0	0	0	0	0	0	0	0
	OT:	1	-1	1	1	0	0	0	0	0	0	0




Sorted by FUNC, SFUN, TID, SUB
 (amounts in millions)

		2015	2016	2017	2018	2019	2020	2021	2022	2023	2024	2025
GENERAL GOVERNMENT (800)												
Senate office buildings												
001 0123 0 1 801 AA01 LB LB 03 0												
Appropriation												
Pres 16	BA:	58	59	60	61	61	62	63	64	65	66	67
Reest	OP:	15	15									
	OT:	57	57	59	59	60	61	61	62	63	64	65
Mar 15	BA:	58	60	61	63	65	68	70	72	74	77	79
Base	OP:	15	15									
	OT:	57	58	59	61	63	66	68	70	72	75	77
Orig	BA:	94	85	87	88	89	90	92	94	96	98	100
Pres	OP:	34	41									
	OT:	94	95	88	87	89	90	91	93	95	98	99
Reest -	BA:	0	-1	-1	-2	-4	-6	-7	-8	-9	-11	-12
Mar15	OP:	0	0									
	OT:	0	-1	0	-2	-3	-5	-7	-8	-9	-11	-12
Reest -	BA:	-36	-26	-27	-27	-28	-28	-29	-30	-31	-32	-33
Orig	OP:	-19	-26									
	OT:	-37	-38	-29	-28	-29	-29	-30	-31	-32	-34	-34
001 0123 0 1 801 AA02 LB LB 03 0												
Appropriation												
Pres 16	BA:	36	26	27	27	28	28	29	30	31	32	33
Reest	OP:	12	15									
	OT:	19	20	23	26	28	27	27	28	29	29	30
Mar 15	BA:	36	37	38	39	41	42	43	45	46	48	49
Base	OP:	12	15									
	OT:	19	22	27	33	37	39	40	41	43	44	45
Orig	BA:	0	0	0	0	0	0	0	0	0	0	0
Pres	OP:	0	0									
	OT:	0	0	0	0	0	0	0	0	0	0	0
Reest -	BA:	0	-11	-11	-12	-13	-14	-14	-15	-15	-16	-16
Mar15	OP:	0	0									
	OT:	0	-2	-4	-7	-9	-12	-13	-13	-14	-15	-15
Reest -	BA:	36	26	27	27	28	28	29	30	31	32	33
Orig	OP:	12	15									
	OT:	19	20	23	26	28	27	27	28	29	29	30



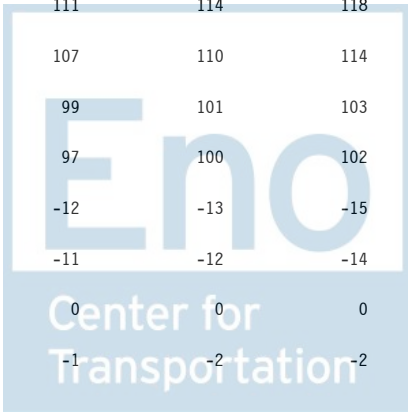
Sorted by FUNC, SFUN, TID, SUB
 (amounts in millions)

		2015	2016	2017	2018	2019	2020	2021	2022	2023	2024	2025
GENERAL GOVERNMENT (800)												
Account Total for Senate office buildings												
Pres 16	BA:	94	85	87	88	89	90	92	94	96	98	100
Reest	OP:	27	30									
	OT:	76	77	82	85	88	88	88	90	92	93	95
Mar 15	BA:	94	97	99	102	106	110	113	117	120	125	128
Base	OP:	27	30									
	OT:	76	80	86	94	100	105	108	111	115	119	122
Orig	BA:	94	85	87	88	89	90	92	94	96	98	100
Pres	OP:	34	41									
	OT:	94	95	88	87	89	90	91	93	95	98	99
Reest -	BA:	0	-12	-12	-14	-17	-20	-21	-23	-24	-27	-28
Mar15	OP:	0	0									
	OT:	0	-3	-4	-9	-12	-17	-20	-21	-23	-26	-27
Reest -	BA:	0	0	0	0	0	0	0	0	0	0	0
Orig	OP:	-7	-11									
	OT:	-18	-18	-6	-2	-1	-2	-3	-3	-3	-5	-4
House office buildings												
001 0127 0 1 801 AA01 LB LB 03 0												
Appropriation												
Pres 16	BA:	64	66	67	68	69	69	70	71	72	73	74
Reest	OP:	8	9									
	OT:	62	65	66	67	68	68	69	70	71	72	73
Mar 15	BA:	64	66	68	70	72	75	77	80	82	85	88
Base	OP:	8	9									
	OT:	62	65	67	69	71	74	76	79	81	84	87
Orig	BA:	89	90	92	94	95	96	97	99	101	103	105
Pres	OP:	40	40									
	OT:	89	90	108	93	94	95	96	97	100	102	104
Reest -	BA:	0	0	-1	-2	-3	-6	-7	-9	-10	-12	-14
Mar15	OP:	0	0									
	OT:	0	0	-1	-2	-3	-6	-7	-9	-10	-12	-14
Reest -	BA:	-25	-24	-25	-26	-26	-27	-27	-28	-29	-30	-31
Orig	OP:	-32	-31									
	OT:	-27	-25	-42	-26	-26	-27	-27	-27	-29	-30	-31




Sorted by FUNC, SFUN, TID, SUB
 (amounts in millions)

		2015	2016	2017	2018	2019	2020	2021	2022	2023	2024	2025
GENERAL GOVERNMENT (800)												
001 0127 0 1 801 AA02 LB LB 03 0												
Appropriation												
Pres 16	BA:	25	24	25	26	26	27	27	28	29	30	31
Reest	OP:	30	24									
	OT:	35	29	25	22	25	25	26	26	27	28	28
Mar 15	BA:	25	26	26	27	28	29	30	31	32	33	34
Base	OP:	30	24									
	OT:	35	29	25	23	26	27	27	28	29	30	31
Orig	BA:	0	0	0	0	0	0	0	0	0	0	0
Pres	OP:	0	0									
	OT:	0	0	0	0	0	0	0	0	0	0	0
Reest -	BA:	0	-2	-1	-1	-2	-2	-3	-3	-3	-3	-3
Mar15	OP:	0	0									
	OT:	0	0	0	-1	-1	-2	-1	-2	-2	-2	-3
Reest -	BA:	25	24	25	26	26	27	27	28	29	30	31
Orig	OP:	30	24									
	OT:	35	29	25	22	25	25	26	26	27	28	28
Account Total for House office buildings												
Pres 16	BA:	89	90	92	94	95	96	97	99	101	103	105
Reest	OP:	38	33									
	OT:	97	94	91	89	93	93	95	96	98	100	101
Mar 15	BA:	89	92	94	97	100	104	107	111	114	118	122
Base	OP:	38	33									
	OT:	97	94	92	92	97	101	103	107	110	114	118
Orig	BA:	89	90	92	94	95	96	97	99	101	103	105
Pres	OP:	40	40									
	OT:	89	90	108	93	94	95	96	97	100	102	104
Reest -	BA:	0	-2	-2	-3	-5	-8	-10	-12	-13	-15	-17
Mar15	OP:	0	0									
	OT:	0	0	-1	-3	-4	-8	-8	-11	-12	-14	-17
Reest -	BA:	0	0	0	0	0	0	0	0	0	0	0
Orig	OP:	-2	-7									
	OT:	8	4	-17	-4	-1	-2	-1	-1	-2	-2	-3



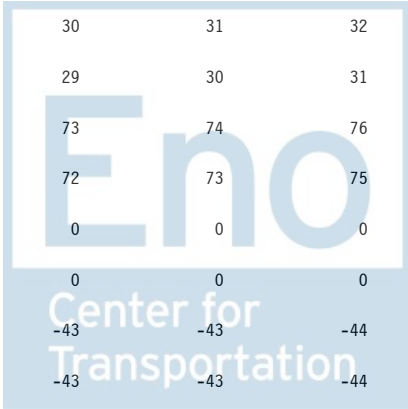
Sorted by FUNC, SFUN, TID, SUB
 (amounts in millions)

		2015	2016	2017	2018	2019	2020	2021	2022	2023	2024	2025
GENERAL GOVERNMENT (800)												
Capitol power plant												
001 0133 0 1 801 AA01 LB LB 03 0												
Appropriation												
Pres 16	BA:	82	83	84	86	86	87	88	90	91	92	94
Reest	OP:	11	11									
	OT:	78	79	80	81	82	83	83	85	86	87	89
Mar 15	BA:	82	83	85	87	89	91	93	95	97	99	101
Base	OP:	11	11									
	OT:	78	79	80	82	84	86	88	90	92	94	96
Orig	BA:	91	121	123	126	127	129	131	134	136	139	143
Pres	OP:	28	24									
	OT:	104	126	128	127	128	130	131	134	135	139	142
Reest -	BA:	0	0	-1	-1	-3	-4	-5	-5	-6	-7	-7
Mar15	OP:	0	0									
	OT:	0	0	0	-1	-2	-3	-5	-5	-6	-7	-7
Reest -	BA:	-9	-38	-39	-40	-41	-42	-43	-44	-45	-47	-49
Orig	OP:	-17	-13									
	OT:	-26	-47	-48	-46	-46	-47	-48	-49	-49	-52	-53
001 0133 0 1 801 AA02 LB LB 03 0												
Appropriation												
Pres 16	BA:	9	38	39	40	41	42	43	44	45	47	49
Reest	OP:	31	23									
	OT:	33	31	29	34	38	40	41	42	43	44	45
Mar 15	BA:	9	9	9	10	10	10	10	10	11	11	11
Base	OP:	31	23									
	OT:	33	25	14	11	9	10	10	10	10	10	11
Orig	BA:	0	0	0	0	0	0	0	0	0	0	0
Pres	OP:	0	0									
	OT:	0	0	0	0	0	0	0	0	0	0	0
Reest -	BA:	0	29	30	30	31	32	33	34	34	36	38
Mar15	OP:	0	0									
	OT:	0	6	15	23	29	30	31	32	33	34	34
Reest -	BA:	9	38	39	40	41	42	43	44	45	47	49
Orig	OP:	31	23									
	OT:	33	31	29	34	38	40	41	42	43	44	45



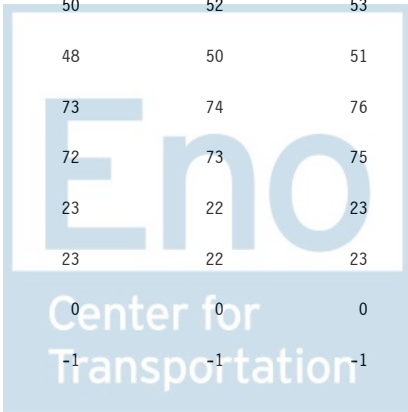
Sorted by FUNC, SFUN, TID, SUB
 (amounts in millions)

		2015	2016	2017	2018	2019	2020	2021	2022	2023	2024	2025
GENERAL GOVERNMENT (800)												
Account Total for Capitol power plant												
Pres 16	BA:	91	121	123	126	127	129	131	134	136	139	143
Reest	OP:	42	34									
	OT:	111	110	109	115	120	123	124	127	129	131	134
Mar 15	BA:	91	92	94	97	99	101	103	105	108	110	112
Base	OP:	42	34									
	OT:	111	104	94	93	93	96	98	100	102	104	107
Orig	BA:	91	121	123	126	127	129	131	134	136	139	143
Pres	OP:	28	24									
	OT:	104	126	128	127	128	130	131	134	135	139	142
Reest -	BA:	0	29	29	29	28	28	28	29	28	29	31
Mar15	OP:	0	0									
	OT:	0	6	15	22	27	27	26	27	27	27	27
Reest -	BA:	0	0	0	0	0	0	0	0	0	0	0
Orig	OP:	14	10									
	OT:	7	-16	-19	-12	-8	-7	-7	-7	-6	-8	-8
Library buildings and grounds												
001 0155 0 1 801 AA01 LB LB 03 0												
Appropriation												
Pres 16	BA:	25	26	27	28	28	29	29	30	31	32	32
Reest	OP:	7	7									
	OT:	25	26	26	27	28	28	29	29	30	31	32
Mar 15	BA:	25	26	26	27	28	28	29	30	31	32	32
Base	OP:	7	7									
	OT:	25	26	26	26	27	28	28	29	30	31	32
Orig	BA:	42	66	67	69	69	70	71	73	74	76	77
Pres	OP:	28	31									
	OT:	44	56	59	67	68	70	70	72	73	75	75
Reest -	BA:	0	0	1	1	0	1	0	0	0	0	0
Mar15	OP:	0	0									
	OT:	0	0	0	1	1	0	1	0	0	0	0
Reest -	BA:	-17	-40	-40	-41	-41	-41	-42	-43	-43	-44	-45
Orig	OP:	-21	-24									
	OT:	-19	-30	-33	-40	-40	-42	-41	-43	-43	-44	-43



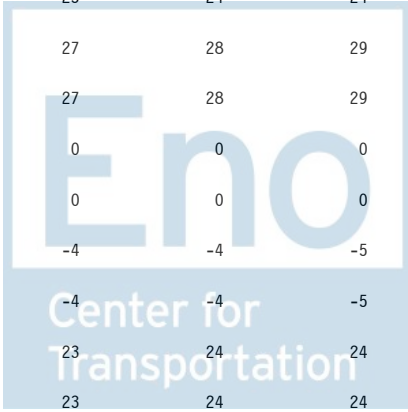
Sorted by FUNC, SFUN, TID, SUB
 (amounts in millions)

		2015	2016	2017	2018	2019	2020	2021	2022	2023	2024	2025
GENERAL GOVERNMENT (800)												
001 0155 0 1 801 AA02 LB LB 03 0												
Appropriation												
Pres 16	BA:	17	40	40	41	41	41	42	43	43	44	45
Reest	OP:	18	17									
	OT:	21	25	29	33	37	38	41	42	42	43	43
Mar 15	BA:	17	17	18	18	19	19	20	20	21	21	22
Base	OP:	18	17									
	OT:	21	20	20	19	19	18	19	19	20	20	21
Orig	BA:	0	0	0	0	0	0	0	0	0	0	0
Pres	OP:	0	0									
	OT:	0	0	0	0	0	0	0	0	0	0	0
Reest -	BA:	0	23	22	23	22	22	22	23	22	23	23
Mar15	OP:	0	0									
	OT:	0	5	9	14	18	20	22	23	22	23	22
Reest -	BA:	17	40	40	41	41	41	42	43	43	44	45
Orig	OP:	18	17									
	OT:	21	25	29	33	37	38	41	42	42	43	43
Account Total for Library buildings and grounds												
Pres 16	BA:	42	66	67	69	69	70	71	73	74	76	77
Reest	OP:	25	24									
	OT:	46	51	55	60	65	66	70	71	72	74	75
Mar 15	BA:	42	43	44	45	47	47	49	50	52	53	54
Base	OP:	25	24									
	OT:	46	46	46	45	46	46	47	48	50	51	53
Orig	BA:	42	66	67	69	69	70	71	73	74	76	77
Pres	OP:	28	31									
	OT:	44	56	59	67	68	70	70	72	73	75	75
Reest -	BA:	0	23	23	24	22	23	22	23	22	23	23
Mar15	OP:	0	0									
	OT:	0	5	9	15	19	20	23	23	22	23	22
Reest -	BA:	0	0	0	0	0	0	0	0	0	0	0
Orig	OP:	-3	-7									
	OT:	2	-5	-4	-7	-3	-4	0	-1	-1	-1	0



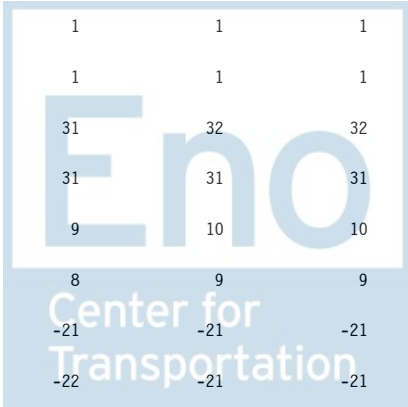
Sorted by FUNC, SFUN, TID, SUB
 (amounts in millions)

		2015	2016	2017	2018	2019	2020	2021	2022	2023	2024	2025
GENERAL GOVERNMENT (800)												
Capitol visitor center												
001 0161 0 1 801 AA01 LB LB 03 0												
Appropriation												
Pres 16	BA:	0	0	0	0	0	0	0	0	0	0	0
Reest	OP:	2	2									
	OT:	2	2	2	2	0	0	0	0	0	0	0
Mar 15	BA:	0	0	0	0	0	0	0	0	0	0	0
Base	OP:	2	2									
	OT:	2	2	2	2	0	0	0	0	0	0	0
Orig	BA:	21	21	21	22	22	22	23	23	24	24	25
Pres	OP:	4	4									
	OT:	21	21	21	22	22	22	22	23	24	24	25
Reest -	BA:	0	0	0	0	0	0	0	0	0	0	0
Mar15	OP:	0	0									
	OT:	0	0	0	0	0	0	0	0	0	0	0
Reest -	BA:	-21	-21	-21	-22	-22	-22	-23	-23	-24	-24	-25
Orig	OP:	-2	-2									
	OT:	-19	-19	-19	-20	-22	-22	-22	-23	-24	-24	-25
001 0161 0 1 801 AA02 LB LB 03 0												
Appropriation												
Pres 16	BA:	21	21	21	22	22	22	23	23	24	24	25
Reest	OP:	3	3									
	OT:	21	21	21	22	22	22	23	23	24	24	25
Mar 15	BA:	21	22	22	23	24	25	26	27	28	29	30
Base	OP:	3	3									
	OT:	21	22	22	23	24	25	26	27	28	29	30
Orig	BA:	0	0	0	0	0	0	0	0	0	0	0
Pres	OP:	0	0									
	OT:	0	0	0	0	0	0	0	0	0	0	0
Reest -	BA:	0	-1	-1	-1	-2	-3	-3	-4	-4	-5	-5
Mar15	OP:	0	0									
	OT:	0	-1	-1	-1	-2	-3	-3	-4	-4	-5	-5
Reest -	BA:	21	21	21	22	22	22	23	23	24	24	25
Orig	OP:	3	3									
	OT:	21	21	21	22	22	22	23	23	24	24	25



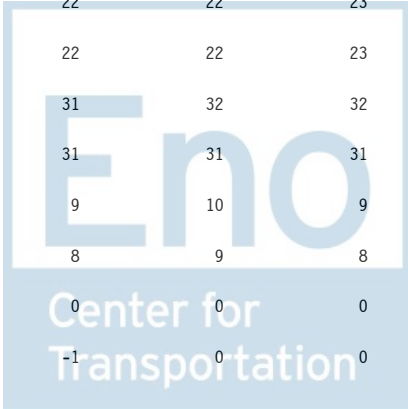
Sorted by FUNC, SFUN, TID, SUB
 (amounts in millions)

		2015	2016	2017	2018	2019	2020	2021	2022	2023	2024	2025
GENERAL GOVERNMENT (800)												
Account Total for Capitol visitor center												
Pres 16	BA:	21	21	21	22	22	22	23	23	24	24	25
Reest	OP:	5	5		24	22	22	23	23	24	24	25
	OT:	23	23	23	24	22	22	23	23	24	24	25
Mar 15	BA:	21	22	22	23	24	25	26	27	28	29	30
Base	OP:	5	5		25	24	25	26	27	28	29	30
	OT:	23	24	24	25	24	25	26	27	28	29	30
Orig	BA:	21	21	21	22	22	22	23	23	24	24	25
Pres	OP:	4	4		22	22	22	23	23	24	24	25
	OT:	21	21	21	22	22	22	22	23	24	24	25
Reest -	BA:	0	-1	-1	-1	-2	-3	-3	-4	-4	-5	-5
Mar15	OP:	0	0		-1	-2	-3	-3	-4	-4	-5	-5
	OT:	0	-1	-1	-1	-2	-3	-3	-4	-4	-5	-5
Reest -	BA:	0	0	0	0	0	0	0	0	0	0	0
Orig	OP:	1	1		2	0	0	1	0	0	0	0
	OT:	2	2	2	2	0	0	1	0	0	0	0
Capitol Police Buildings, Grounds, and Security												
001 0171 0 1 801 AA01 LB LB 03 0												
Appropriation												
Pres 16	BA:	1	9	9	9	9	10	10	10	11	11	11
Reest	OP:	2	1		7	9	9	9	9	10	10	10
	OT:	2	3	5	7	9	9	9	9	10	10	10
Mar 15	BA:	1	1	1	1	1	1	1	1	1	1	1
Base	OP:	2	1		1	1	1	1	1	1	1	1
	OT:	2	1	1	1	1	1	1	1	1	1	1
Orig	BA:	19	28	29	29	29	30	30	31	32	32	33
Pres	OP:	9	13		29	29	29	29	31	31	31	33
	OT:	19	27	27	29	29	29	29	31	31	31	33
Reest -	BA:	0	8	8	8	8	9	9	9	10	10	10
Mar15	OP:	0	0		6	8	8	8	8	9	9	9
	OT:	0	2	4	6	8	8	8	8	9	9	9
Reest -	BA:	-18	-19	-20	-20	-20	-20	-20	-21	-21	-21	-22
Orig	OP:	-7	-12		-22	-20	-20	-20	-22	-21	-21	-23
	OT:	-17	-24	-22	-22	-20	-20	-20	-22	-21	-21	-23




Sorted by FUNC, SFUN, TID, SUB
 (amounts in millions)

		2015	2016	2017	2018	2019	2020	2021	2022	2023	2024	2025
GENERAL GOVERNMENT (800)												
001 0171 0 1 801 AA02 LB LB 03 0												
Appropriation												
Pres 16	BA:	18	19	20	20	20	20	20	21	21	21	22
Reest	OP:	2	2									
	OT:	18	19	20	20	20	20	20	21	21	21	22
Mar 15	BA:	18	18	19	19	20	20	20	21	21	22	22
Base	OP:	2	2									
	OT:	18	18	19	19	20	20	20	21	21	22	22
Orig	BA:	0	0	0	0	0	0	0	0	0	0	0
Pres	OP:	0	0									
	OT:	0	0	0	0	0	0	0	0	0	0	0
Reest -	BA:	0	1	1	1	0	0	0	0	0	-1	0
Mar15	OP:	0	0									
	OT:	0	1	1	1	0	0	0	0	0	-1	0
Reest -	BA:	18	19	20	20	20	20	20	21	21	21	22
Orig	OP:	2	2									
	OT:	18	19	20	20	20	20	20	21	21	21	22
Account Total for Capitol Police Buildings, Grounds, and Security												
Pres 16	BA:	19	28	29	29	29	30	30	31	32	32	33
Reest	OP:	4	3									
	OT:	20	22	25	27	29	29	29	30	31	31	32
Mar 15	BA:	19	19	20	20	21	21	21	22	22	23	23
Base	OP:	4	3									
	OT:	20	19	20	20	21	21	21	22	22	23	23
Orig	BA:	19	28	29	29	29	30	30	31	32	32	33
Pres	OP:	9	13									
	OT:	19	27	27	29	29	29	29	31	31	31	33
Reest -	BA:	0	9	9	9	8	9	9	9	10	9	10
Mar15	OP:	0	0									
	OT:	0	3	5	7	8	8	8	8	9	8	9
Reest -	BA:	0	0	0	0	0	0	0	0	0	0	0
Orig	OP:	-5	-10									
	OT:	1	-5	-2	-2	0	0	0	-1	0	0	-1



Sorted by FUNC, SFUN, TID, SUB
 (amounts in millions)

		2015	2016	2017	2018	2019	2020	2021	2022	2023	2024	2025
GENERAL GOVERNMENT (800)												
House Historic Buildings Revitalization Trust Fund												
001 1833 0 1 801 AA01 LB LB 03 0												
Appropriation												
Pres 16	BA:	70	70	71	73	74	74	76	77	79	80	82
Reest	OP:	40	44									
	OT:	47	51	57	66	70	71	72	73	74	75	76
Mar 15	BA:	70	71	72	74	75	77	78	80	82	83	85
Base	OP:	40	44									
	OT:	47	51	57	66	71	72	73	75	76	78	79
Orig	BA:	70	70	71	73	74	74	76	77	79	80	82
Pres	OP:	55	43									
	OT:	59	47	96	71	72	74	74	75	76	78	79
Reest -	BA:	0	-1	-1	-1	-1	-3	-2	-3	-3	-3	-3
Mar15	OP:	0	0									
	OT:	0	0	0	0	-1	-1	-1	-2	-2	-3	-3
Reest -	BA:	0	0	0	0	0	0	0	0	0	0	0
Orig	OP:	-15	1									
	OT:	-12	4	-39	-5	-2	-3	-2	-2	-2	-3	-3
Capitol Visitor Center Revolving Fund												
001 4296 0 3 801 AA01 LB LB 03												
Appropriation												
Pres 16	BA:	0	0	0	0	0	0	0	0	0	0	0
Reest	OP:	0	0									
	OT:	0	0	0	0	0	0	0	0	0	0	0
Mar 15	BA:	0	0	0	0	0	0	0	0	0	0	0
Base	OP:	0	0									
	OT:	0	0	0	0	0	0	0	0	0	0	0
Orig	BA:	0	0	0	0	0	0	0	0	0	0	0
Pres	OP:	1	1									
	OT:	0	0	0	0	0	0	0	0	0	0	1
Reest -	BA:	0	0	0	0	0	0	0	0	0	0	0
Mar15	OP:	0	0									
	OT:	0	0	0	0	0	0	0	0	0	0	0
Reest -	BA:	0	0	0	0	0	0	0	0	0	0	0
Orig	OP:	-1	-1									
	OT:	0	0	0	0	0	0	0	0	0	0	-1




Sorted by FUNC, SFUN, TID, SUB
 (amounts in millions)

		2015	2016	2017	2018	2019	2020	2021	2022	2023	2024	2025
GENERAL GOVERNMENT (800)												
Judiciary office building development and operations fund												
001 4518 0 4 801 BE01 48 76 10												
Intragovernmental Fund												
Pres 16	BA:	0	0	0	0	0	0	0	0	0	0	0
Reest	OP:	0	0									
	OT:	0	0	0	0	0	0	0	0	0	0	0
Mar 15	BA:	0	0	0	0	0	0	0	0	0	0	0
Base	OP:	0	0									
	OT:	0	0	0	0	0	0	0	0	0	0	0
Orig	BA:	0	0	17	17	17	17	17	17	17	0	0
Pres	OP:	3	2									
	OT:	-14	-15	6	0	0	0	0	0	0	0	0
Reest -	BA:	0	0	0	0	0	0	0	0	0	0	0
Mar15	OP:	0	0									
	OT:	0	0	0	0	0	0	0	0	0	0	0
Reest -	BA:	0	0	-17	-17	-17	-17	-17	-17	-17	0	0
Orig	OP:	-3	-2									
	OT:	14	15	-6	0	0	0	0	0	0	0	0
001 4518 0 4 801 BS01 48 76 10 A												
Sequester												
Pres 16	BA:	-1	0	0	0	0	0	0	0	0	0	0
Reest	OP:	0	0									
	OT:	-1	0	0	0	0	0	0	0	0	0	0
Mar 15	BA:	-1	-1	0	0	0	0	0	0	0	0	0
Base	OP:	0	0									
	OT:	-1	-1	0	0	0	0	0	0	0	0	0
Orig	BA:	0	0	0	0	0	0	0	0	0	0	0
Pres	OP:	0	0									
	OT:	0	0	0	0	0	0	0	0	0	0	0
Reest -	BA:	0	1	0	0	0	0	0	0	0	0	0
Mar15	OP:	0	0									
	OT:	0	1	0	0	0	0	0	0	0	0	0
Reest -	BA:	-1	0	0	0	0	0	0	0	0	0	0
Orig	OP:	0	0									
	OT:	-1	0	0	0	0	0	0	0	0	0	0



Sorted by FUNC, SFUN, TID, SUB
 (amounts in millions)

		2015	2016	2017	2018	2019	2020	2021	2022	2023	2024	2025
GENERAL GOVERNMENT (800)												
Account Total for Judiciary office building development and operations fund												
Pres 16	BA:	-1	0	0	0	0	0	0	0	0	0	0
Reest	OP:	0	0									
	OT:	-1	0	0	0	0	0	0	0	0	0	0
Mar 15	BA:	-1	-1	0	0	0	0	0	0	0	0	0
Base	OP:	0	0									
	OT:	-1	-1	0	0	0	0	0	0	0	0	0
Orig	BA:	0	0	17	17	17	17	17	17	17	0	0
Pres	OP:	3	2									
	OT:	-14	-15	6	0	0	0	0	0	0	0	0
Reest -	BA:	0	1	0	0	0	0	0	0	0	0	0
Mar15	OP:	0	0									
	OT:	0	1	0	0	0	0	0	0	0	0	0
Reest -	BA:	-1	0	-17	-17	-17	-17	-17	-17	-17	0	0
Orig	OP:	-3	-2									
	OT:	13	15	-6	0	0	0	0	0	0	0	0
Gifts and donations												
001 8189 0 7 801 CB01 XX XX 10												
Offsetting Receipts												
Pres 16	BA:	0	0	0	0	0	0	0	0	0	0	0
Reest	OP:	0	0									
	OT:	0	0	0	0	0	0	0	0	0	0	0
Mar 15	BA:	0	0	0	0	0	0	0	0	0	0	0
Base	OP:	0	0									
	OT:	0	0	0	0	0	0	0	0	0	0	0
Orig	BA:	-1	-1	-1	-1	-1	-1	-1	-1	-1	-1	-1
Pres	OP:	0	0									
	OT:	-1	-1	-1	-1	-1	-1	-1	-1	-1	-1	-1
Reest -	BA:	0	0	0	0	0	0	0	0	0	0	0
Mar15	OP:	0	0									
	OT:	0	0	0	0	0	0	0	0	0	0	0
Reest -	BA:	1	1	1	1	1	1	1	1	1	1	1
Orig	OP:	0	0									
	OT:	1	1	1	1	1	1	1	1	1	1	1



Sorted by FUNC, SFUN, TID, SUB
 (amounts in millions)

		2015	2016	2017	2018	2019	2020	2021	2022	2023	2024	2025
GENERAL GOVERNMENT (800)												
Capitol Police												
General expenses												
002 0476 0 1 801 AA01 LB LB 03 0												
Appropriation												
Pres 16	BA:	61	71	72	74	75	75	77	78	80	82	83
Reest	OP:	20	21									
	OT:	60	68	72	73	75	75	76	78	79	81	83
Mar 15	BA:	61	62	63	64	66	67	68	70	71	73	74
Base	OP:	20	21									
	OT:	60	62	63	64	65	67	68	69	71	72	74
Orig	BA:	61	71	72	74	75	75	77	78	80	82	83
Pres	OP:	31	29									
	OT:	68	72	72	73	75	75	76	78	79	81	83
Reest -	BA:	0	9	9	10	9	8	9	8	9	9	9
Mar15	OP:	0	0									
	OT:	0	6	9	9	10	8	8	9	8	9	9
Reest -	BA:	0	0	0	0	0	0	0	0	0	0	0
Orig	OP:	-11	-8									
	OT:	-8	-4	0	0	0	0	0	0	0	0	0



Sorted by FUNC, SFUN, TID, SUB
 (amounts in millions)

		2015	2016	2017	2018	2019	2020	2021	2022	2023	2024	2025
GENERAL GOVERNMENT (800)												
Salaries												
002 0477 0 1 801 AA01 LB LB 03 0												
Appropriation												
Pres 16	BA:	287	307	313	319	323	326	332	339	346	353	360
Reest	OP:	23	23									
	OT:	287	305	312	318	323	326	331	338	345	352	359
Mar 15	BA:	287	298	310	323	337	351	365	380	395	411	427
Base	OP:	23	23									
	OT:	287	297	309	322	336	350	364	379	394	409	425
Orig	BA:	287	307	313	319	323	326	332	339	346	353	360
Pres	OP:	10	20									
	OT:	277	306	312	319	322	326	332	338	346	352	360
Reest -	BA:	0	9	3	-4	-14	-25	-33	-41	-49	-58	-67
Mar15	OP:	0	0									
	OT:	0	8	3	-4	-13	-24	-33	-41	-49	-57	-66
Reest -	BA:	0	0	0	0	0	0	0	0	0	0	0
Orig	OP:	13	3									
	OT:	10	-1	0	-1	1	0	-1	0	-1	0	-1



Sorted by FUNC, SFUN, TID, SUB
 (amounts in millions)

		2015	2016	2017	2018	2019	2020	2021	2022	2023	2024	2025
GENERAL GOVERNMENT (800)												
Library of Congress												
Congressional Research Service, Salaries and Expenses												
003 0127 0 1 801 AA01 LB LB 03 0												
Appropriation												
Pres 16	BA:	107	112	114	117	118	119	121	124	126	129	131
Reest	OP:	8	8									
	OT:	105	110	113	116	117	118	120	122	125	127	129
Mar 15	BA:	107	111	115	119	124	129	134	139	145	150	155
Base	OP:	8	8									
	OT:	105	109	113	117	122	127	132	137	143	148	153
Orig	BA:	107	112	114	117	118	119	121	124	126	129	131
Pres	OP:	8	8									
	OT:	106	111	113	116	117	117	119	122	125	128	130
Reest -	BA:	0	1	-1	-2	-6	-10	-13	-15	-19	-21	-24
Mar15	OP:	0	0									
	OT:	0	1	0	-1	-5	-9	-12	-15	-18	-21	-24
Reest -	BA:	0	0	0	0	0	0	0	0	0	0	0
Orig	OP:	0	0									
	OT:	-1	-1	0	0	0	1	1	0	0	-1	-1



Sorted by FUNC, SFUN, TID, SUB
 (amounts in millions)

		2015	2016	2017	2018	2019	2020	2021	2022	2023	2024	2025
GENERAL GOVERNMENT (800)												
Government Printing Office												
Congressional printing and binding												
004 0203 0 1 801 AA01 LB LB 03 0												
Appropriation												
Pres 16	BA:	80	80	82	83	84	85	87	88	90	92	94
Reest	OP:	13	13									
	OT:	80	80	82	83	84	85	87	88	90	92	94
Mar 15	BA:	80	81	83	84	86	88	90	91	93	95	97
Base	OP:	13	13									
	OT:	80	81	83	84	86	88	90	91	93	95	97
Orig	BA:	80	80	82	83	84	85	87	88	90	92	94
Pres	OP:	38	29									
	OT:	95	86	91	82	84	84	87	87	89	91	94
Reest -	BA:	0	-1	-1	-1	-2	-3	-3	-3	-3	-3	-3
Mar15	OP:	0	0									
	OT:	0	-1	-1	-1	-2	-3	-3	-3	-3	-3	-3
Reest -	BA:	0	0	0	0	0	0	0	0	0	0	0
Orig	OP:	-25	-16									
	OT:	-15	-6	-9	1	0	1	0	1	1	1	0



Sorted by FUNC, SFUN, TID, SUB
 (amounts in millions)

		2015	2016	2017	2018	2019	2020	2021	2022	2023	2024	2025
GENERAL GOVERNMENT (800)												
Government Accountability Office												
Salaries and expenses												
005 0107 0 1 801 AA01 LB LB 03 0												
Appropriation												
Pres 16	BA:	522	553	564	575	581	587	599	611	623	635	648
Reest	OP:	40	42									
	OT:	520	551	563	574	580	586	598	610	622	634	647
Mar 15	BA:	522	540	559	580	603	625	649	673	698	723	749
Base	OP:	40	42									
	OT:	520	539	557	578	601	623	647	671	696	721	747
Orig	BA:	522	553	564	575	581	587	599	611	623	635	648
Pres	OP:	46	10									
	OT:	557	551	564	575	580	587	599	611	623	634	648
Reest -	BA:	0	13	5	-5	-22	-38	-50	-62	-75	-88	-101
Mar15	OP:	0	0									
	OT:	0	12	6	-4	-21	-37	-49	-61	-74	-87	-100
Reest -	BA:	0	0	0	0	0	0	0	0	0	0	0
Orig	OP:	-6	32									
	OT:	-37	0	-1	-1	0	-1	-1	-1	-1	0	-1



Sorted by FUNC, SFUN, TID, SUB
 (amounts in millions)

		2015	2016	2017	2018	2019	2020	2021	2022	2023	2024	2025
GENERAL GOVERNMENT (800)												
Congressional Budget Office												
Salaries and expenses												
008 0100 0 1 801 AA01 LB LB 03 0												
Appropriation												
Pres 16	BA:	46	47	48	49	49	50	51	52	53	54	55
Reest	OP:	3	3									
	OT:	46	47	48	49	49	50	51	52	53	54	55
Mar 15	BA:	46	48	49	51	53	55	58	60	62	64	67
Base	OP:	3	3									
	OT:	46	48	49	51	53	55	58	60	62	64	67
Orig	BA:	46	47	48	49	49	50	51	52	53	54	55
Pres	OP:	5	5									
	OT:	46	47	48	49	49	50	51	52	53	54	55
Reest -	BA:	0	-1	-1	-2	-4	-5	-7	-8	-9	-10	-12
Mar15	OP:	0	0									
	OT:	0	-1	-1	-2	-4	-5	-7	-8	-9	-10	-12
Reest -	BA:	0	0	0	0	0	0	0	0	0	0	0
Orig	OP:	-2	-2									
	OT:	0	0	0	0	0	0	0	0	0	0	0



Sorted by FUNC, SFUN, TID, SUB
 (amounts in millions)

		2015	2016	2017	2018	2019	2020	2021	2022	2023	2024	2025
GENERAL GOVERNMENT (800)												
Botanic Garden												
Botanic Garden												
009 0200 0 1 801 AA01 LB LB 03 0												
Appropriation												
Pres 16	BA:	16	12	12	12	13	13	13	13	14	14	14
Reest	OP:	2	2									
	OT:	16	12	12	12	13	13	13	13	14	14	14
Mar 15	BA:	16	16	17	17	18	19	19	20	20	21	22
Base	OP:	2	2									
	OT:	16	16	17	17	18	19	19	20	20	21	22
Orig	BA:	16	12	12	12	13	13	13	13	14	14	14
Pres	OP:	4	5									
	OT:	17	15	13	12	12	13	13	13	14	14	14
Reest -	BA:	0	-4	-5	-5	-5	-6	-6	-7	-6	-7	-8
Mar15	OP:	0	0									
	OT:	0	-4	-5	-5	-5	-6	-6	-7	-6	-7	-8
Reest -	BA:	0	0	0	0	0	0	0	0	0	0	0
Orig	OP:	-2	-3									
	OT:	-1	-3	-1	0	1	0	0	0	0	0	0



Sorted by FUNC, SFUN, TID, SUB
 (amounts in millions)

		2015	2016	2017	2018	2019	2020	2021	2022	2023	2024	2025
GENERAL GOVERNMENT (800)												
Office of Compliance												
Salaries and expenses												
009 1600 0 1 801 AA01 LB LB 03 0												
Appropriation												
Pres 16	BA:	4	4	4	4	4	4	4	4	5	5	5
Reest	OP:	0	0									
	OT:	4	4	4	4	4	4	4	4	5	5	5
Mar 15	BA:	4	4	4	4	4	5	5	5	5	5	5
Base	OP:	0	0									
	OT:	4	4	4	4	4	5	5	5	5	5	5
Orig	BA:	4	4	4	4	4	4	4	4	5	5	5
Pres	OP:	0	0									
	OT:	4	4	4	4	4	4	4	4	5	5	5
Reest -	BA:	0	0	0	0	0	-1	-1	-1	0	0	0
Mar15	OP:	0	0									
	OT:	0	0	0	0	0	-1	-1	-1	0	0	0
Reest -	BA:	0	0	0	0	0	0	0	0	0	0	0
Orig	OP:	0	0									
	OT:	0	0	0	0	0	0	0	0	0	0	0



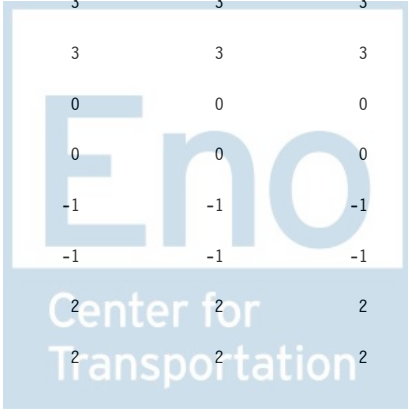
Sorted by FUNC, SFUN, TID, SUB
 (amounts in millions)

		2015	2016	2017	2018	2019	2020	2021	2022	2023	2024	2025
GENERAL GOVERNMENT (800)												
Legislative Branch Boards and Commissions												
John C. Stennis Center for Public Service Training and Developme												
009 8275 0 7 801 AA02 DE DE 03 0												
Appropriation												
Transfer from O&M Navy 017 1804 01 051 (enacted sec.8129; requested sec.8049)												
Pres 16	BA:	1	1	0	0	0	0	0	0	0	0	0
Reest	OP:	0	0									
	OT:	1	1	0	0	0	0	0	0	0	0	0
Mar 15	BA:	1	1	1	1	1	1	1	1	1	1	1
Base	OP:	0	0									
	OT:	1	1	1	1	1	1	1	1	1	1	1
Orig	BA:	0	0	0	0	0	0	0	0	0	0	0
Pres	OP:	0	0									
	OT:	0	0	0	0	0	0	0	0	0	0	0
Reest -	BA:	0	0	-1	-1	-1	-1	-1	-1	-1	-1	-1
Mar15	OP:	0	0									
	OT:	0	0	-1	-1	-1	-1	-1	-1	-1	-1	-1
Reest -	BA:	1	1	0	0	0	0	0	0	0	0	0
Orig	OP:	0	0									
	OT:	1	1	0	0	0	0	0	0	0	0	0



Sorted by FUNC, SFUN, TID, SUB
 (amounts in millions)

		2015	2016	2017	2018	2019	2020	2021	2022	2023	2024	2025
GENERAL GOVERNMENT (800)												
009 8275 0 7 801 BB01 32 82 10 0												
Trust Fund												
Pres 16	BA:	2	2	2	2	2	2	2	2	2	2	2
Reest	OP:	0	0									
	OT:	2	2	2	2	2	2	2	2	2	2	2
Mar 15	BA:	2	2	2	2	2	2	2	2	2	2	2
Base	OP:	0	0									
	OT:	2	2	2	2	2	2	2	2	2	2	2
Orig	BA:	0	0	0	0	0	0	0	0	0	0	0
Pres	OP:	0	0									
	OT:	0	0	0	0	0	0	0	0	0	0	0
Reest -	BA:	0	0	0	0	0	0	0	0	0	0	0
Mar15	OP:	0	0									
	OT:	0	0	0	0	0	0	0	0	0	0	0
Reest -	BA:	2	2	2	2	2	2	2	2	2	2	2
Orig	OP:	0	0									
	OT:	2	2	2	2	2	2	2	2	2	2	2
Account Total for John C. Stennis Center for Public Service Training and Developme												
Pres 16	BA:	3	3	2	2	2	2	2	2	2	2	2
Reest	OP:	0	0									
	OT:	3	3	2	2	2	2	2	2	2	2	2
Mar 15	BA:	3	3	3	3	3	3	3	3	3	3	3
Base	OP:	0	0									
	OT:	3	3	3	3	3	3	3	3	3	3	3
Orig	BA:	0	0	0	0	0	0	0	0	0	0	0
Pres	OP:	0	0									
	OT:	0	0	0	0	0	0	0	0	0	0	0
Reest -	BA:	0	0	-1	-1	-1	-1	-1	-1	-1	-1	-1
Mar15	OP:	0	0									
	OT:	0	0	-1	-1	-1	-1	-1	-1	-1	-1	-1
Reest -	BA:	3	3	2	2	2	2	2	2	2	2	2
Orig	OP:	0	0									
	OT:	3	3	2	2	2	2	2	2	2	2	2



Sorted by FUNC, SFUN, TID, SUB
 (amounts in millions)

		2015	2016	2017	2018	2019	2020	2021	2022	2023	2024	2025
GENERAL GOVERNMENT (800)												
U.S. Capitol Preservation Commission												
009 8300 0 7 801 BB01 36 74 10 0												
Trust Fund												
Pres 16	BA:	1	1	1	1	1	1	1	1	1	1	1
Reest	OP:	0	0									
	OT:	1	1	1	1	1	1	1	1	1	1	1
Mar 15	BA:	1	1	1	1	1	1	1	1	1	1	1
Base	OP:	0	0									
	OT:	1	1	1	1	1	1	1	1	1	1	1
Orig	BA:	0	0	0	0	0	0	0	0	0	0	0
Pres	OP:	0	0									
	OT:	0	0	0	0	0	0	0	0	0	0	0
Reest -	BA:	0	0	0	0	0	0	0	0	0	0	0
Mar15	OP:	0	0									
	OT:	0	0	0	0	0	0	0	0	0	0	0
Reest -	BA:	1	1	1	1	1	1	1	1	1	1	1
Orig	OP:	0	0									
	OT:	1	1	1	1	1	1	1	1	1	1	1



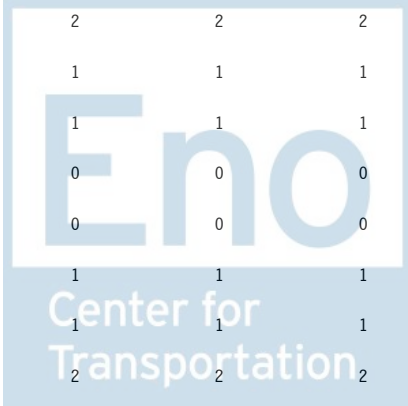
Sorted by FUNC, SFUN, TID, SUB
 (amounts in millions)

		2015	2016	2017	2018	2019	2020	2021	2022	2023	2024	2025
GENERAL GOVERNMENT (800)												
Other legislative branch boards and commissions												
009 9911 0 1 801 AA05 FA FA 03 0												
Appropriation												
Comm on Sec and Coop in Europe												
Pres 16	BA:	3	3	3	3	3	3	4	4	4	4	4
Reest	OP:	0	0									
	OT:	3	3	3	3	3	3	4	4	4	4	4
Mar 15	BA:	3	3	3	3	4	4	4	4	4	4	4
Base	OP:	0	0									
	OT:	3	3	3	3	4	4	4	4	4	4	4
Orig	BA:	6	7	7	7	7	7	8	8	8	8	8
Pres	OP:	0	0									
	OT:	5	6	6	6	6	6	7	7	7	7	7
Reest -	BA:	0	0	0	0	-1	-1	0	0	0	0	0
Mar15	OP:	0	0									
	OT:	0	0	0	0	-1	-1	0	0	0	0	0
Reest -	BA:	-3	-4	-4	-4	-4	-4	-4	-4	-4	-4	-4
Orig	OP:	0	0									
	OT:	-2	-3	-3	-3	-3	-3	-3	-3	-3	-3	-3




Sorted by FUNC, SFUN, TID, SUB
 (amounts in millions)

		2015	2016	2017	2018	2019	2020	2021	2022	2023	2024	2025
GENERAL GOVERNMENT (800)												
009 9911 0 1 801 AA06 FA FA 03 0												
Appropriation												
CEC-PRC												
Pres 16	BA:	2	2	2	2	2	2	2	2	2	2	2
Reest	OP:	0	0									
	OT:	2	2	2	2	2	2	2	2	2	2	2
Mar 15	BA:	2	2	2	2	2	2	3	3	3	3	3
Base	OP:	0	0									
	OT:	2	2	2	2	2	2	3	3	3	3	3
Orig	BA:	0	0	0	0	0	0	0	0	0	0	0
Pres	OP:	0	0									
	OT:	0	0	0	0	0	0	0	0	0	0	0
Reest -	BA:	0	0	0	0	0	0	-1	-1	-1	-1	-1
Mar15	OP:	0	0									
	OT:	0	0	0	0	0	0	-1	-1	-1	-1	-1
Reest -	BA:	2	2	2	2	2	2	2	2	2	2	2
Orig	OP:	0	0									
	OT:	2	2	2	2	2	2	2	2	2	2	2
009 9911 0 1 801 AA07 IN IN 03 0												
Appropriation												
Eisenhower Commission S&E												
Pres 16	BA:	1	2	2	2	2	2	2	2	2	2	2
Reest	OP:	0	0									
	OT:	1	2	2	2	2	2	2	2	2	2	2
Mar 15	BA:	1	1	1	1	1	1	1	1	1	1	1
Base	OP:	0	0									
	OT:	1	1	1	1	1	1	1	1	1	1	1
Orig	BA:	0	0	0	0	0	0	0	0	0	0	0
Pres	OP:	0	0									
	OT:	0	0	0	0	0	0	0	0	0	0	0
Reest -	BA:	0	1	1	1	1	1	1	1	1	1	1
Mar15	OP:	0	0									
	OT:	0	1	1	1	1	1	1	1	1	1	1
Reest -	BA:	1	2	2	2	2	2	2	2	2	2	2
Orig	OP:	0	0									
	OT:	1	2	2	2	2	2	2	2	2	2	2



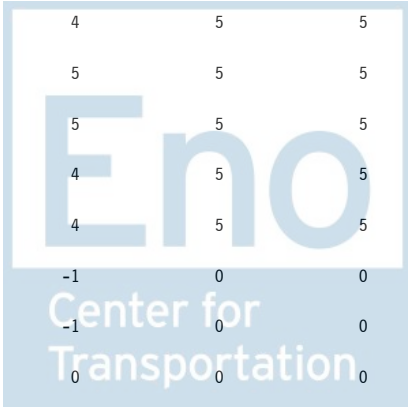
Sorted by FUNC, SFUN, TID, SUB
 (amounts in millions)

		2015	2016	2017	2018	2019	2020	2021	2022	2023	2024	2025
GENERAL GOVERNMENT (800)												
Account Total for Other legislative branch boards and commissions												
Pres 16	BA:	6	7	7	7	7	7	8	8	8	8	8
Reest	OP:	0	0									
	OT:	6	7	7	7	7	7	8	8	8	8	8
Mar 15	BA:	6	6	6	6	7	7	8	8	8	8	8
Base	OP:	0	0									
	OT:	6	6	6	6	7	7	8	8	8	8	8
Orig	BA:	6	7	7	7	7	7	8	8	8	8	8
Pres	OP:	0	0									
	OT:	5	6	6	6	6	6	7	7	7	7	7
Reest -	BA:	0	1	1	1	0	0	0	0	0	0	0
Mar15	OP:	0	0									
	OT:	0	1	1	1	0	0	0	0	0	0	0
Reest -	BA:	0	0	0	0	0	0	0	0	0	0	0
Orig	OP:	0	0									
	OT:	1	1	1	1	1	1	1	1	1	1	1
Payments, John C. Stennis Center for Public Service Training and												
009 9991 8 7 801 CB01 XX XX 20 0												
Offsetting Receipts												
Pres 16	BA:	-1	-1	-1	-1	-1	-1	-1	-1	-1	-1	-1
Reest	OP:	0	0									
	OT:	-1	-1	-1	-1	-1	-1	-1	-1	-1	-1	-1
Mar 15	BA:	-1	-1	-1	-1	-1	-1	-1	-1	-1	-1	-1
Base	OP:	0	0									
	OT:	-1	-1	-1	-1	-1	-1	-1	-1	-1	-1	-1
Orig	BA:	0	0	0	0	0	0	0	0	0	0	0
Pres	OP:	0	0									
	OT:	0	0	0	0	0	0	0	0	0	0	0
Reest -	BA:	0	0	0	0	0	0	0	0	0	0	0
Mar15	OP:	0	0									
	OT:	0	0	0	0	0	0	0	0	0	0	0
Reest -	BA:	-1	-1	-1	-1	-1	-1	-1	-1	-1	-1	-1
Orig	OP:	0	0									
	OT:	-1	-1	-1	-1	-1	-1	-1	-1	-1	-1	-1



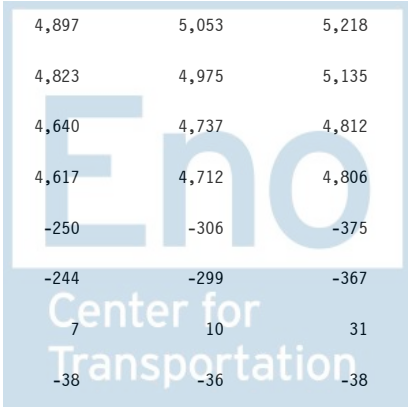
Sorted by FUNC, SFUN, TID, SUB
 (amounts in millions)

		2015	2016	2017	2018	2019	2020	2021	2022	2023	2024	2025
GENERAL GOVERNMENT (800)												
Capital Construction, Dwight D. Eisenhower Memorial Commission												
283 2990 0 1 801 AA01 IN IN 03 A												
Appropriation												
Pres 16	BA:	0	68	69	71	71	72	74	75	77	78	80
Reest	OP:	0	3									
	OT:	0	5	22	56	72	74	74	75	74	75	77
Mar 15	BA:	0	0	0	0	0	0	0	0	0	0	0
Base	OP:	0	3									
	OT:	0	3	3	3	3	3	3	3	0	0	0
Orig	BA:	0	68	69	71	71	72	74	75	77	78	80
Pres	OP:	12	0									
	OT:	12	34	68	70	72	72	73	75	76	77	79
Reest -	BA:	0	68	69	71	71	72	74	75	77	78	80
Mar15	OP:	0	0									
	OT:	0	2	19	53	69	71	71	72	74	75	77
Reest -	BA:	0	0	0	0	0	0	0	0	0	0	0
Orig	OP:	-12	3									
	OT:	-12	-29	-46	-14	0	2	1	0	-2	-2	-2
United States-China Economic and Security Review Commission												
292 2973 0 1 801 AA01 FA FA 03 0												
Appropriation												
Pres 16	BA:	4	4	4	4	4	4	4	4	5	5	5
Reest	OP:	0	0									
	OT:	4	4	4	4	4	4	4	4	5	5	5
Mar 15	BA:	4	4	4	4	5	5	5	5	5	5	6
Base	OP:	0	0									
	OT:	4	4	4	4	5	5	5	5	5	5	6
Orig	BA:	4	4	4	4	4	4	4	4	5	5	5
Pres	OP:	0	0									
	OT:	4	4	4	4	4	4	4	4	5	5	5
Reest -	BA:	0	0	0	0	-1	-1	-1	-1	0	0	-1
Mar15	OP:	0	0									
	OT:	0	0	0	0	-1	-1	-1	-1	0	0	-1
Reest -	BA:	0	0	0	0	0	0	0	0	0	0	0
Orig	OP:	0	0									
	OT:	0	0	0	0	0	0	0	0	0	0	0



Sorted by FUNC, SFUN, TID, SUB
 (amounts in millions)

		2015	2016	2017	2018	2019	2020	2021	2022	2023	2024	2025
GENERAL GOVERNMENT (800)												
United States Commission on International Religious Freedom												
295 2975 0 1 801 AA01 FA FA 03 0												
Appropriation												
Pres 16	BA:	4	4	4	4	4	4	4	4	5	5	5
Reest	OP:	0	0									
	OT:	4	4	4	4	4	4	4	4	5	5	5
Mar 15	BA:	4	4	4	4	4	5	5	5	5	5	5
Base	OP:	0	0									
	OT:	4	4	4	4	4	5	5	5	5	5	5
Orig	BA:	4	4	4	4	4	4	4	4	5	5	5
Pres	OP:	0	0									
	OT:	4	4	4	4	4	4	4	4	5	5	5
Reest -	BA:	0	0	0	0	0	-1	-1	-1	0	0	0
Mar15	OP:	0	0									
	OT:	0	0	0	0	0	-1	-1	-1	0	0	0
Reest -	BA:	0	0	0	0	0	0	0	0	0	0	0
Orig	OP:	0	0									
	OT:	0	0	0	0	0	0	0	0	0	0	0
Subfunction Total for 801 Legislative functions (801)												
Pres 16	BA:	3,928	4,201	4,282	4,370	4,416	4,465	4,555	4,647	4,747	4,843	4,943
Reest	OP:	599	605									
	OT:	3,876	4,024	4,139	4,276	4,359	4,408	4,491	4,579	4,676	4,768	4,863
Mar 15	BA:	3,928	4,040	4,160	4,295	4,443	4,592	4,740	4,897	5,053	5,218	5,381
Base	OP:	599	605									
	OT:	3,876	3,977	4,090	4,227	4,375	4,523	4,668	4,823	4,975	5,135	5,299
Orig	BA:	3,914	4,182	4,280	4,365	4,413	4,458	4,545	4,640	4,737	4,812	4,909
Pres	OP:	818	415									
	OT:	4,352	4,153	4,348	4,359	4,410	4,452	4,520	4,617	4,712	4,806	4,902
Reest -	BA:	0	161	122	75	-27	-127	-185	-250	-306	-375	-438
Mar15	OP:	0	0									
	OT:	0	47	49	49	-16	-115	-177	-244	-299	-367	-436
Reest -	BA:	14	19	2	5	3	7	10	7	10	31	34
Orig	OP:	-219	190									
	OT:	-476	-129	-209	-83	-51	-44	-29	-38	-36	-38	-39



Sorted by FUNC, SFUN, TID, SUB
(amounts in millions)

	2015	2016	2017	2018	2019	2020	2021	2022	2023	2024	2025
GENERAL GOVERNMENT (800)											




Sorted by FUNC, SFUN, TID, SUB
 (amounts in millions)

		2015	2016	2017	2018	2019	2020	2021	2022	2023	2024	2025
GENERAL GOVERNMENT (800)												
Executive direction and management (802)												
Executive Office of the President												
Unanticipated Needs												
Data-Driven Innovation												
011 0030 0 1 802 AA01 FS FS 03												
Appropriation												
Pres 16	BA:	0	0	0	0	0	0	0	0	0	0	0
Reest	OP:	0	0									
	OT:	0	0	0	0	0	0	0	0	0	0	0
Mar 15	BA:	0	0	0	0	0	0	0	0	0	0	0
Base	OP:	0	0									
	OT:	0	0	0	0	0	0	0	0	0	0	0
Orig	BA:	0	0	0	0	0	0	0	0	0	0	0
Pres	OP:	0	1									
	OT:	0	1	0	0	0	0	0	0	0	0	0
Reest -	BA:	0	0	0	0	0	0	0	0	0	0	0
Mar15	OP:	0	0									
	OT:	0	0	0	0	0	0	0	0	0	0	0
Reest -	BA:	0	0	0	0	0	0	0	0	0	0	0
Orig	OP:	0	-1									
	OT:	0	-1	0	0	0	0	0	0	0	0	0



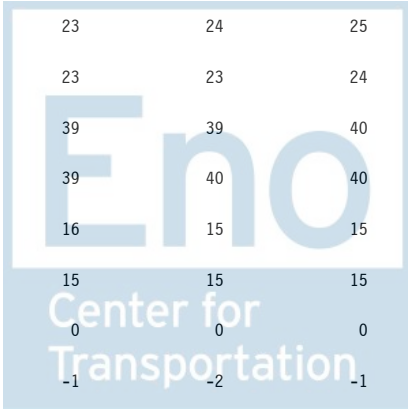
Sorted by FUNC, SFUN, TID, SUB
 (amounts in millions)

		2015	2016	2017	2018	2019	2020	2021	2022	2023	2024	2025
GENERAL GOVERNMENT (800)												
Partnership Fund for Program Integrity Innovation												
011 0035 0 1 802 AA01 FS FS 03 0												
Appropriation												
Pres 16	BA:	0	0	0	0	0	0	0	0	0	0	0
Reest	OP:	1	0									
	OT:	1	0	0	0	0	0	0	0	0	0	0
Mar 15	BA:	0	0	0	0	0	0	0	0	0	0	0
Base	OP:	1	0									
	OT:	1	0	0	0	0	0	0	0	0	0	0
Orig	BA:	0	0	0	0	0	0	0	0	0	0	0
Pres	OP:	5	3									
	OT:	5	3	1	0	0	0	0	0	0	0	0
Reest -	BA:	0	0	0	0	0	0	0	0	0	0	0
Mar15	OP:	0	0									
	OT:	0	0	0	0	0	0	0	0	0	0	0
Reest -	BA:	0	0	0	0	0	0	0	0	0	0	0
Orig	OP:	-4	-3									
	OT:	-4	-3	-1	0	0	0	0	0	0	0	0
011 0035 0 1 802 IA01 FS FS 03 0												
Rescission												
Pres 16	BA:	0	0	0	0	0	0	0	0	0	0	0
Reest	OP:	-1	0									
	OT:	-1	0	0	0	0	0	0	0	0	0	0
Mar 15	BA:	0	0	0	0	0	0	0	0	0	0	0
Base	OP:	-1	0									
	OT:	-1	0	0	0	0	0	0	0	0	0	0
Orig	BA:	0	0	0	0	0	0	0	0	0	0	0
Pres	OP:	0	0									
	OT:	0	0	0	0	0	0	0	0	0	0	0
Reest -	BA:	0	0	0	0	0	0	0	0	0	0	0
Mar15	OP:	0	0									
	OT:	0	0	0	0	0	0	0	0	0	0	0
Reest -	BA:	0	0	0	0	0	0	0	0	0	0	0
Orig	OP:	-1	0									
	OT:	-1	0	0	0	0	0	0	0	0	0	0



Sorted by FUNC, SFUN, TID, SUB
 (amounts in millions)

		2015	2016	2017	2018	2019	2020	2021	2022	2023	2024	2025
GENERAL GOVERNMENT (800)												
Account Total for Partnership Fund for Program Integrity Innovation												
Pres 16	BA:	0	0	0	0	0	0	0	0	0	0	0
Reest	OP:	0	0									
	OT:	0	0	0	0	0	0	0	0	0	0	0
Mar 15	BA:	0	0	0	0	0	0	0	0	0	0	0
Base	OP:	0	0									
	OT:	0	0	0	0	0	0	0	0	0	0	0
Orig	BA:	0	0	0	0	0	0	0	0	0	0	0
Pres	OP:	5	3									
	OT:	5	3	1	0	0	0	0	0	0	0	0
Reest -	BA:	0	0	0	0	0	0	0	0	0	0	0
Mar15	OP:	0	0									
	OT:	0	0	0	0	0	0	0	0	0	0	0
Reest -	BA:	0	0	0	0	0	0	0	0	0	0	0
Orig	OP:	-5	-3									
	OT:	-5	-3	-1	0	0	0	0	0	0	0	0
Information Technology Oversight and Reform												
011 0036 0 1 802 AA01 FS FS 03 0												
Appropriation												
Pres 16	BA:	20	35	36	36	37	37	38	39	39	40	41
Reest	OP:	4	8									
	OT:	9	17	25	32	36	37	37	38	38	39	40
Mar 15	BA:	20	20	21	21	22	22	23	23	24	25	25
Base	OP:	4	8									
	OT:	9	13	17	21	21	22	22	23	23	24	24
Orig	BA:	20	35	36	36	37	37	38	39	39	40	41
Pres	OP:	4	11									
	OT:	14	29	36	36	36	36	37	39	40	40	40
Reest -	BA:	0	15	15	15	15	15	15	16	15	15	16
Mar15	OP:	0	0									
	OT:	0	4	8	11	15	15	15	15	15	15	16
Reest -	BA:	0	0	0	0	0	0	0	0	0	0	0
Orig	OP:	0	-3									
	OT:	-5	-12	-11	-4	0	1	0	-1	-2	-1	0



Sorted by FUNC, SFUN, TID, SUB
 (amounts in millions)

		2015	2016	2017	2018	2019	2020	2021	2022	2023	2024	2025
GENERAL GOVERNMENT (800)												
Unanticipated Needs												
011 0037 0 1 802 AA03 FS FS 03 0												
Appropriation												
Pres 16	BA:	1	1	1	1	1	1	1	1	1	1	1
Reest	OP:	0	0									
	OT:	1	1	1	1	1	1	1	1	1	1	1
Mar 15	BA:	1	1	1	1	1	1	1	1	1	1	1
Base	OP:	0	0									
	OT:	1	1	1	1	1	1	1	1	1	1	1
Orig	BA:	1	1	1	1	1	1	1	1	1	1	1
Pres	OP:	0	0									
	OT:	0	0	0	0	0	0	0	0	0	0	0
Reest -	BA:	0	0	0	0	0	0	0	0	0	0	0
Mar15	OP:	0	0									
	OT:	0	0	0	0	0	0	0	0	0	0	0
Reest -	BA:	0	0	0	0	0	0	0	0	0	0	0
Orig	OP:	0	0									
	OT:	1	1	1	1	1	1	1	1	1	1	1



Sorted by FUNC, SFUN, TID, SUB
 (amounts in millions)

		2015	2016	2017	2018	2019	2020	2021	2022	2023	2024	2025
GENERAL GOVERNMENT (800)												
Office of Administration												
Salaries and expenses												
011 0038 0 1 802 AA01 FS FS 03 0												
Appropriation												
Pres 16	BA:	111	96	98	100	100	102	104	106	108	110	113
Reest	OP:	14	14									
	OT:	109	97	97	99	99	101	103	105	107	109	111
Mar 15	BA:	111	113	116	119	122	126	129	132	136	140	143
Base	OP:	14	14									
	OT:	109	111	114	117	120	124	127	130	134	138	141
Orig	BA:	111	96	98	100	100	102	104	106	108	110	113
Pres	OP:	26	40									
	OT:	111	114	99	99	100	102	103	105	108	109	112
Reest -	BA:	0	-17	-18	-19	-22	-24	-25	-26	-28	-30	-30
Mar15	OP:	0	0									
	OT:	0	-14	-17	-18	-21	-23	-24	-25	-27	-29	-30
Reest -	BA:	0	0	0	0	0	0	0	0	0	0	0
Orig	OP:	-12	-26									
	OT:	-2	-17	-2	0	-1	-1	0	0	-1	0	-1



Sorted by FUNC, SFUN, TID, SUB
 (amounts in millions)

		2015	2016	2017	2018	2019	2020	2021	2022	2023	2024	2025
GENERAL GOVERNMENT (800)												
Executive Residence at the White House												
White House repair and restoration												
011 0109 0 1 802 AA01 FS FS 03 0												
Appropriation												
Pres 16	BA:	1	1	1	1	1	1	1	1	1	1	1
Reest	OP:	0	0									
	OT:	1	1	1	1	1	1	1	1	1	1	1
Mar 15	BA:	1	1	1	1	1	1	1	1	1	1	1
Base	OP:	0	0									
	OT:	1	1	1	1	1	1	1	1	1	1	1
Orig	BA:	1	1	1	1	1	1	1	1	1	1	1
Pres	OP:	0	0									
	OT:	1	1	1	1	1	1	1	1	1	1	1
Reest -	BA:	0	0	0	0	0	0	0	0	0	0	0
Mar15	OP:	0	0									
	OT:	0	0	0	0	0	0	0	0	0	0	0
Reest -	BA:	0	0	0	0	0	0	0	0	0	0	0
Orig	OP:	0	0									
	OT:	0	0	0	0	0	0	0	0	0	0	0



Sorted by FUNC, SFUN, TID, SUB
 (amounts in millions)

		2015	2016	2017	2018	2019	2020	2021	2022	2023	2024	2025
GENERAL GOVERNMENT (800)												
The White House												
Salaries and Expenses												
011 0209 0 1 802 AA01 FS FS 03 0												
Appropriation												
Pres 16	BA:	55	55	57	58	59	59	61	62	63	64	66
Reest	OP:	10	10									
	OT:	55	55	56	57	58	58	60	61	62	63	65
Mar 15	BA:	55	57	59	61	64	66	69	71	74	77	79
Base	OP:	10	10									
	OT:	55	57	58	60	63	65	68	70	73	76	78
Orig	BA:	56	56	57	58	59	59	61	62	63	64	66
Pres	OP:	4	3									
	OT:	57	56	57	58	59	59	61	62	63	64	66
Reest -	BA:	0	-2	-2	-3	-5	-7	-8	-9	-11	-13	-13
Mar15	OP:	0	0									
	OT:	0	-2	-2	-3	-5	-7	-8	-9	-11	-13	-13
Reest -	BA:	-1	-1	0	0	0	0	0	0	0	0	0
Orig	OP:	6	7									
	OT:	-2	-1	-1	-1	-1	-1	-1	-1	-1	-1	-1



Sorted by FUNC, SFUN, TID, SUB
 (amounts in millions)

		2015	2016	2017	2018	2019	2020	2021	2022	2023	2024	2025
GENERAL GOVERNMENT (800)												
Executive Residence at the White House												
Operating expenses												
011 0210 0 1 802 AA01 FS FS 03 0												
Appropriation												
Pres 16	BA:	13	13	13	14	14	14	14	15	16	16	15
Reest	OP:	1	1									
	OT:	13	13	13	14	14	14	14	15	16	16	15
Mar 15	BA:	13	13	14	14	15	16	16	17	17	18	19
Base	OP:	1	1									
	OT:	13	13	14	14	15	16	16	17	17	18	19
Orig	BA:	13	13	13	14	14	14	14	15	16	16	15
Pres	OP:	2	3									
	OT:	11	12	12	13	13	13	13	14	16	16	15
Reest -	BA:	0	0	-1	0	-1	-2	-2	-2	-1	-2	-4
Mar15	OP:	0	0									
	OT:	0	0	-1	0	-1	-2	-2	-2	-1	-2	-4
Reest -	BA:	0	0	0	0	0	0	0	0	0	0	0
Orig	OP:	-1	-2									
	OT:	2	1	1	1	1	1	1	1	0	0	0



Sorted by FUNC, SFUN, TID, SUB
 (amounts in millions)

		2015	2016	2017	2018	2019	2020	2021	2022	2023	2024	2025
GENERAL GOVERNMENT (800)												
Office of Management and Budget												
Salaries and Expenses												
011 0300 0 1 802 AA01 FS FS 03 0												
Appropriation												
Pres 16	BA:	92	97	99	101	102	103	105	107	109	111	114
Reest	OP:	6	6									
	OT:	92	96	98	100	101	102	104	106	108	110	113
Mar 15	BA:	92	95	99	102	106	110	115	119	123	128	133
Base	OP:	6	6									
	OT:	92	94	98	101	105	109	114	118	122	127	132
Orig	BA:	92	97	99	101	102	103	105	107	109	111	114
Pres	OP:	8	8									
	OT:	92	97	98	101	102	103	105	107	109	110	114
Reest -	BA:	0	2	0	-1	-4	-7	-10	-12	-14	-17	-19
Mar15	OP:	0	0									
	OT:	0	2	0	-1	-4	-7	-10	-12	-14	-17	-19
Reest -	BA:	0	0	0	0	0	0	0	0	0	0	0
Orig	OP:	-2	-2									
	OT:	0	-1	0	-1	-1	-1	-1	-1	-1	0	-1



Sorted by FUNC, SFUN, TID, SUB
 (amounts in millions)

		2015	2016	2017	2018	2019	2020	2021	2022	2023	2024	2025
GENERAL GOVERNMENT (800)												
Office of the United States Trade Representative												
Salaries and Expenses												
011 0400 0 1 802 AA01 CJ CJ 03 0												
Appropriation												
Pres 16	BA:	54	56	57	58	59	59	61	62	63	64	66
Reest	OP:	4	4									
	OT:	54	56	57	58	59	59	61	62	63	64	66
Mar 15	BA:	54	56	58	60	62	65	67	69	72	75	77
Base	OP:	4	4									
	OT:	54	56	58	60	62	65	67	69	72	75	77
Orig	BA:	54	56	57	58	59	59	61	62	63	64	66
Pres	OP:	4	5									
	OT:	53	56	57	58	59	59	61	62	62	64	66
Reest -	BA:	0	0	-1	-2	-3	-6	-6	-7	-9	-11	-11
Mar15	OP:	0	0									
	OT:	0	0	-1	-2	-3	-6	-6	-7	-9	-11	-11
Reest -	BA:	0	0	0	0	0	0	0	0	0	0	0
Orig	OP:	0	-1									
	OT:	1	0	0	0	0	0	0	0	1	0	0



Sorted by FUNC, SFUN, TID, SUB
 (amounts in millions)

		2015	2016	2017	2018	2019	2020	2021	2022	2023	2024	2025
GENERAL GOVERNMENT (800)												
Council on Environmental Quality and Office of Environmental Qua												
Council on Environmental Quality and Office of Environmental Qua												
011 1453 0 1 802 AA01 IN IN 03 0												
Appropriation												
Pres 16	BA:	3	3	3	3	3	3	3	3	3	3	4
Reest	OP:	0	0									
	OT:	3	3	3	3	3	3	3	3	3	3	4
Mar 15	BA:	3	3	3	3	4	4	4	4	4	4	4
Base	OP:	0	0									
	OT:	3	3	3	3	4	4	4	4	4	4	4
Orig	BA:	3	3	3	3	3	3	3	3	3	3	4
Pres	OP:	0	0									
	OT:	3	3	3	3	3	3	3	3	3	3	3
Reest -	BA:	0	0	0	0	-1	-1	-1	-1	-1	-1	0
Mar15	OP:	0	0									
	OT:	0	0	0	0	-1	-1	-1	-1	-1	-1	0
Reest -	BA:	0	0	0	0	0	0	0	0	0	0	0
Orig	OP:	0	0									
	OT:	0	0	0	0	0	0	0	0	0	0	1



Sorted by FUNC, SFUN, TID, SUB
 (amounts in millions)

		2015	2016	2017	2018	2019	2020	2021	2022	2023	2024	2025
GENERAL GOVERNMENT (800)												
Special Assistance to the President and the Official Residence												
Special Assistance to the President and the Official Residence 0												
011 1454 0 1 802 AA01 FS FS 03 0												
Appropriation												
Pres 16	BA:	5	5	5	5	5	5	5	6	6	6	6
Reest	OP:	1	1									
	OT:	5	5	5	5	5	5	5	6	6	6	6
Mar 15	BA:	5	5	5	6	6	6	6	6	7	7	7
Base	OP:	1	1									
	OT:	5	5	5	6	6	6	6	6	7	7	7
Orig	BA:	5	5	5	5	5	5	5	6	6	6	6
Pres	OP:	1	0									
	OT:	6	5	5	5	5	5	5	6	6	6	6
Reest -	BA:	0	0	0	-1	-1	-1	-1	0	-1	-1	-1
Mar15	OP:	0	0									
	OT:	0	0	0	-1	-1	-1	-1	0	-1	-1	-1
Reest -	BA:	0	0	0	0	0	0	0	0	0	0	0
Orig	OP:	0	1									
	OT:	-1	0	0	0	0	0	0	0	0	0	0



Sorted by FUNC, SFUN, TID, SUB
 (amounts in millions)

		2015	2016	2017	2018	2019	2020	2021	2022	2023	2024	2025
GENERAL GOVERNMENT (800)												
Office of National Drug Control Policy												
Salaries and Expenses												
011 1457 0 1 802 AA01 FS FS 03 0												
Appropriation												
Pres 16	BA:	23	20	20	21	21	21	22	22	23	23	23
Reest	OP:	4	3									
	OT:	23	19	20	21	21	21	22	22	23	23	23
Mar 15	BA:	23	24	24	25	26	27	28	29	30	31	32
Base	OP:	4	3									
	OT:	23	23	24	25	26	27	28	29	29	30	31
Orig	BA:	23	20	20	21	21	21	22	22	23	23	23
Pres	OP:	7	7									
	OT:	25	23	20	21	21	21	22	22	22	23	23
Reest -	BA:	0	-4	-4	-4	-5	-6	-6	-7	-7	-8	-9
Mar15	OP:	0	0									
	OT:	0	-4	-4	-4	-5	-6	-6	-7	-6	-7	-8
Reest -	BA:	0	0	0	0	0	0	0	0	0	0	0
Orig	OP:	-3	-4									
	OT:	-2	-4	0	0	0	0	0	0	1	0	0



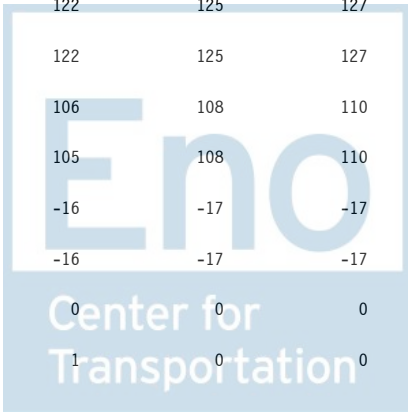
Sorted by FUNC, SFUN, TID, SUB
 (amounts in millions)

		2015	2016	2017	2018	2019	2020	2021	2022	2023	2024	2025
GENERAL GOVERNMENT (800)												
Federal Drug Control Programs												
Federal Drug Control Programs												
Other Federal drug control programs												
011 1460 0 1 802 AA01 FS FS 03 0												
Appropriation												
Pres 16	BA:	107	95	98	100	101	102	104	106	108	110	112
Reest	OP:	11	11									
	OT:	107	97	98	100	101	102	104	106	108	110	112
Mar 15	BA:	107	109	111	113	115	117	120	122	125	127	130
Base	OP:	11	11									
	OT:	107	109	111	113	115	117	120	122	125	127	130
Orig	BA:	107	96	98	100	101	102	104	106	108	110	112
Pres	OP:	14	11									
	OT:	110	97	98	100	101	102	104	105	108	110	112
Reest -	BA:	0	-14	-13	-13	-14	-15	-16	-16	-17	-17	-18
Mar15	OP:	0	0									
	OT:	0	-12	-13	-13	-14	-15	-16	-16	-17	-17	-18
Reest -	BA:	0	-1	0	0	0	0	0	0	0	0	0
Orig	OP:	-3	0									
	OT:	-3	0	0	0	0	0	0	1	0	0	0



Sorted by FUNC, SFUN, TID, SUB
 (amounts in millions)

		2015	2016	2017	2018	2019	2020	2021	2022	2023	2024	2025
GENERAL GOVERNMENT (800)												
011 1460 0 1 802 IA01 FS FS 03 0												
Rescission												
Pres 16	BA:	0	0	0	0	0	0	0	0	0	0	0
Reest	OP:	-2	0									
	OT:	-2	0	0	0	0	0	0	0	0	0	0
Mar 15	BA:	0	0	0	0	0	0	0	0	0	0	0
Base	OP:	-2	0									
	OT:	-2	0	0	0	0	0	0	0	0	0	0
Orig	BA:	0	0	0	0	0	0	0	0	0	0	0
Pres	OP:	0	0									
	OT:	0	0	0	0	0	0	0	0	0	0	0
Reest -	BA:	0	0	0	0	0	0	0	0	0	0	0
Mar15	OP:	0	0									
	OT:	0	0	0	0	0	0	0	0	0	0	0
Reest -	BA:	0	0	0	0	0	0	0	0	0	0	0
Orig	OP:	-2	0									
	OT:	-2	0	0	0	0	0	0	0	0	0	0
Account Total for Other Federal drug control programs												
Pres 16	BA:	107	95	98	100	101	102	104	106	108	110	112
Reest	OP:	9	11									
	OT:	105	97	98	100	101	102	104	106	108	110	112
Mar 15	BA:	107	109	111	113	115	117	120	122	125	127	130
Base	OP:	9	11									
	OT:	105	109	111	113	115	117	120	122	125	127	130
Orig	BA:	107	96	98	100	101	102	104	106	108	110	112
Pres	OP:	14	11									
	OT:	110	97	98	100	101	102	104	105	108	110	112
Reest -	BA:	0	-14	-13	-13	-14	-15	-16	-16	-17	-17	-18
Mar15	OP:	0	0									
	OT:	0	-12	-13	-13	-14	-15	-16	-16	-17	-17	-18
Reest -	BA:	0	-1	0	0	0	0	0	0	0	0	0
Orig	OP:	-5	0									
	OT:	-5	0	0	0	0	0	0	1	0	0	0



Sorted by FUNC, SFUN, TID, SUB
 (amounts in millions)

		2015	2016	2017	2018	2019	2020	2021	2022	2023	2024	2025
GENERAL GOVERNMENT (800)												
Executive Office of the President												
Council of Economic Advisers												
Salaries and expenses												
011 1900 0 1 802 AA01 FS FS 03 0												
Appropriation												
Pres 16	BA:	4	4	4	4	4	4	4	4	5	5	5
Reest	OP:	0	0									
	OT:	4	4	4	4	4	4	4	4	5	5	5
Mar 15	BA:	4	4	4	5	5	5	5	5	6	6	6
Base	OP:	0	0									
	OT:	4	4	4	5	5	5	5	5	6	6	6
Orig	BA:	4	4	4	4	4	4	4	4	5	5	5
Pres	OP:	1	1									
	OT:	4	4	4	4	4	4	4	4	5	5	5
Reest -	BA:	0	0	0	-1	-1	-1	-1	-1	-1	-1	-1
Mar15	OP:	0	0									
	OT:	0	0	0	-1	-1	-1	-1	-1	-1	-1	-1
Reest -	BA:	0	0	0	0	0	0	0	0	0	0	0
Orig	OP:	-1	-1									
	OT:	0	0	0	0	0	0	0	0	0	0	0



Sorted by FUNC, SFUN, TID, SUB
 (amounts in millions)

		2015	2016	2017	2018	2019	2020	2021	2022	2023	2024	2025
GENERAL GOVERNMENT (800)												
National Security Council and Homeland Security Council												
Salaries and expenses												
011 2000 0 1 802 AA01 FS FS 03 0												
Appropriation												
Pres 16	BA:	13	13	13	14	14	14	14	14	15	15	15
Reest	OP:	1	1									
	OT:	13	13	13	14	14	14	14	14	15	15	15
Mar 15	BA:	13	13	14	14	15	16	16	17	17	18	19
Base	OP:	1	1									
	OT:	13	13	14	14	15	16	16	17	17	18	19
Orig	BA:	13	13	13	14	14	14	14	14	15	15	15
Pres	OP:	2	1									
	OT:	14	13	13	14	14	14	14	14	15	15	15
Reest -	BA:	0	0	-1	0	-1	-2	-2	-3	-2	-3	-4
Mar15	OP:	0	0									
	OT:	0	0	-1	0	-1	-2	-2	-3	-2	-3	-4
Reest -	BA:	0	0	0	0	0	0	0	0	0	0	0
Orig	OP:	-1	0									
	OT:	-1	0	0	0	0	0	0	0	0	0	0



Sorted by FUNC, SFUN, TID, SUB
 (amounts in millions)

		2015	2016	2017	2018	2019	2020	2021	2022	2023	2024	2025
GENERAL GOVERNMENT (800)												
Office of Science and Technology Policy												
Office of Science and Technology Policy												
011 2600 0 1 802 AA01 CJ CJ 03 0												
Appropriation												
Pres 16	BA:	6	6	6	6	6	6	6	7	7	7	7
Reest	OP:	1	1									
	OT:	6	6	6	6	6	6	6	7	7	7	7
Mar 15	BA:	6	6	6	7	7	7	7	8	8	8	9
Base	OP:	1	1									
	OT:	6	6	6	7	7	7	7	8	8	8	9
Orig	BA:	6	6	6	6	6	6	6	7	7	7	7
Pres	OP:	1	1									
	OT:	6	6	6	6	6	6	6	7	7	7	7
Reest -	BA:	0	0	0	-1	-1	-1	-1	-1	-1	-1	-2
Mar15	OP:	0	0									
	OT:	0	0	0	-1	-1	-1	-1	-1	-1	-1	-2
Reest -	BA:	0	0	0	0	0	0	0	0	0	0	0
Orig	OP:	0	0									
	OT:	0	0	0	0	0	0	0	0	0	0	0



Sorted by FUNC, SFUN, TID, SUB
 (amounts in millions)

		2015	2016	2017	2018	2019	2020	2021	2022	2023	2024	2025
GENERAL GOVERNMENT (800)												
Council on Environmental Quality and Office of Environmental Quality												
Management Fund, Office of Environmental Quality												
011 3963 0 4 802 AA01 IN IN 03												
Appropriation												
Pres 16	BA:	0	0	0	0	0	0	0	0	0	0	0
Reest	OP:	0	0									
	OT:	0	0	0	0	0	0	0	0	0	0	0
Mar 15	BA:	0	0	0	0	0	0	0	0	0	0	0
Base	OP:	0	0									
	OT:	0	0	0	0	0	0	0	0	0	0	0
Orig	BA:	0	0	0	0	0	0	0	0	0	0	0
Pres	OP:	0	0									
	OT:	-1	-1	-1	-1	-1	-1	-1	-1	-1	-1	-1
Reest -	BA:	0	0	0	0	0	0	0	0	0	0	0
Mar15	OP:	0	0									
	OT:	0	0	0	0	0	0	0	0	0	0	0
Reest -	BA:	0	0	0	0	0	0	0	0	0	0	0
Orig	OP:	0	0									
	OT:	1	1	1	1	1	1	1	1	1	1	1



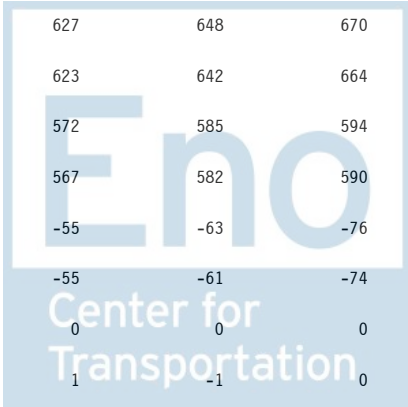
Sorted by FUNC, SFUN, TID, SUB
 (amounts in millions)

		2015	2016	2017	2018	2019	2020	2021	2022	2023	2024	2025
GENERAL GOVERNMENT (800)												
General Services Administration												
General Activities												
Allowances and office staff for former Presidents												
047 0105 0 1 802 AA01 FS FS 03 0												
Appropriation												
Pres 16	BA:	3	3	3	3	3	3	3	3	3	3	4
Reest	OP:	0	0									
	OT:	3	3	3	3	3	3	3	3	3	3	4
Mar 15	BA:	3	3	3	3	3	3	3	3	3	4	4
Base	OP:	0	0									
	OT:	3	3	3	3	3	3	3	3	3	4	4
Orig	BA:	3	3	3	3	3	3	3	3	3	3	4
Pres	OP:	0	0									
	OT:	3	3	3	3	3	3	3	3	3	3	4
Reest -	BA:	0	0	0	0	0	0	0	0	0	-1	0
Mar15	OP:	0	0									
	OT:	0	0	0	0	0	0	0	0	0	-1	0
Reest -	BA:	0	0	0	0	0	0	0	0	0	0	0
Orig	OP:	0	0									
	OT:	0	0	0	0	0	0	0	0	0	0	0



Sorted by FUNC, SFUN, TID, SUB
 (amounts in millions)

		2015	2016	2017	2018	2019	2020	2021	2022	2023	2024	2025
GENERAL GOVERNMENT (800)												
Pre-Election Presidential Transition												
047 0603 0 1 802 AA01 FS FS 03												
Appropriation												
Pres 16	BA:	0	13	13	14	14	14	14	14	15	15	15
Reest	OP:	0	0									
	OT:	0	12	13	14	14	14	14	14	15	15	15
Mar 15	BA:	0	0	0	0	0	0	0	0	0	0	0
Base	OP:	0	0									
	OT:	0	0	0	0	0	0	0	0	0	0	0
Orig	BA:	0	13	13	14	14	14	14	14	15	15	15
Pres	OP:	0	0									
	OT:	0	11	13	14	14	14	14	14	15	15	15
Reest -	BA:	0	13	13	14	14	14	14	14	15	15	15
Mar15	OP:	0	0									
	OT:	0	12	13	14	14	14	14	14	15	15	15
Reest -	BA:	0	0	0	0	0	0	0	0	0	0	0
Orig	OP:	0	0									
	OT:	0	1	0	0	0	0	0	0	0	0	0
Subfunction Total for 802 Executive direction and management (802)												
Pres 16	BA:	511	516	527	539	544	548	560	572	585	594	608
Reest	OP:	55	60									
	OT:	496	498	513	532	540	545	556	568	581	590	603
Mar 15	BA:	511	523	539	555	574	592	610	627	648	670	689
Base	OP:	55	60									
	OT:	496	512	531	551	569	588	605	623	642	664	683
Orig	BA:	512	518	527	539	544	548	560	572	585	594	608
Pres	OP:	79	95									
	OT:	514	533	525	535	540	544	555	567	582	590	603
Reest -	BA:	0	-7	-12	-16	-30	-44	-50	-55	-63	-76	-81
Mar15	OP:	0	0									
	OT:	0	-14	-18	-19	-29	-43	-49	-55	-61	-74	-80
Reest -	BA:	-1	-2	0	0	0	0	0	0	0	0	0
Orig	OP:	-24	-35									
	OT:	-18	-35	-12	-3	0	1	1	1	-1	0	0



Sorted by FUNC, SFUN, TID, SUB
(amounts in millions)

	2015	2016	2017	2018	2019	2020	2021	2022	2023	2024	2025
GENERAL GOVERNMENT (800)											



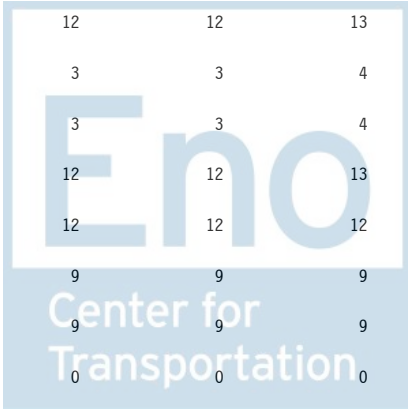
Sorted by FUNC, SFUN, TID, SUB
 (amounts in millions)

		2015	2016	2017	2018	2019	2020	2021	2022	2023	2024	2025
GENERAL GOVERNMENT (800)												
Central fiscal operations (803)												
Department of the Treasury												
Departmental Offices												
Salaries and expenses												
020 0101 0 1 803 AA01 FS FS 03 0												
Appropriation												
Pres 16	BA:	210	339	346	353	356	360	367	374	382	389	397
Reest	OP:	44	29									
	OT:	223	317	342	348	352	356	362	369	377	384	392
Mar 15	BA:	210	216	223	230	238	246	254	262	271	280	289
Base	OP:	44	29									
	OT:	223	213	220	227	235	242	250	258	267	276	285
Orig	BA:	210	339	346	353	356	360	367	374	382	389	397
Pres	OP:	98	29									
	OT:	281	324	343	352	355	360	365	373	381	388	396
Reest -	BA:	0	123	123	123	118	114	113	112	111	109	108
Mar15	OP:	0	0									
	OT:	0	104	122	121	117	114	112	111	110	108	107
Reest -	BA:	0	0	0	0	0	0	0	0	0	0	0
Orig	OP:	-54	0									
	OT:	-58	-7	-1	-4	-3	-4	-3	-4	-4	-4	-4



Sorted by FUNC, SFUN, TID, SUB
 (amounts in millions)

		2015	2016	2017	2018	2019	2020	2021	2022	2023	2024	2025
GENERAL GOVERNMENT (800)												
Office of Inspector General												
020 0106 0 1 803 AA01 FS FS 03 0												
Appropriation												
Pres 16	BA:	35	35	36	36	37	37	38	39	39	40	41
Reest	OP:	6	6									
	OT:	36	36	36	36	37	37	38	39	39	40	41
Mar 15	BA:	35	36	37	39	40	41	43	44	46	47	49
Base	OP:	6	6									
	OT:	36	37	37	39	40	41	43	44	46	47	49
Orig	BA:	35	35	36	36	37	37	38	39	39	40	41
Pres	OP:	11	14									
	OT:	32	36	36	36	36	37	38	39	39	39	41
Reest -	BA:	0	-1	-1	-3	-3	-4	-5	-5	-7	-7	-8
Mar15	OP:	0	0									
	OT:	0	-1	-1	-3	-3	-4	-5	-5	-7	-7	-8
Reest -	BA:	0	0	0	0	0	0	0	0	0	0	0
Orig	OP:	-5	-8									
	OT:	4	0	0	0	1	0	0	0	0	1	0
Department-wide systems and capital investments programs												
020 0115 0 1 803 AA01 FS FS 03 0												
Appropriation												
Pres 16	BA:	3	11	11	11	12	12	12	12	12	13	13
Reest	OP:	1	1									
	OT:	3	8	10	11	12	12	12	12	12	13	13
Mar 15	BA:	3	3	3	3	3	3	3	3	3	4	4
Base	OP:	1	1									
	OT:	3	3	3	3	3	3	3	3	3	4	4
Orig	BA:	3	11	11	11	12	12	12	12	12	13	13
Pres	OP:	1	1									
	OT:	2	6	8	9	11	12	12	12	12	12	13
Reest -	BA:	0	8	8	8	9	9	9	9	9	9	9
Mar15	OP:	0	0									
	OT:	0	5	7	8	9	9	9	9	9	9	9
Reest -	BA:	0	0	0	0	0	0	0	0	0	0	0
Orig	OP:	0	0									
	OT:	1	2	2	2	1	0	0	0	0	1	0



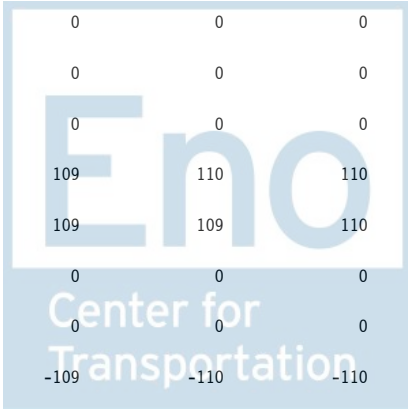
Sorted by FUNC, SFUN, TID, SUB
 (amounts in millions)

		2015	2016	2017	2018	2019	2020	2021	2022	2023	2024	2025
GENERAL GOVERNMENT (800)												
Treasury Inspector General for Tax Administration												
020 0119 0 1 803 AA01 FS FS 03 0												
Appropriation												
Pres 16	BA:	158	167	170	174	175	177	181	184	188	192	196
Reest	OP:	14	14									
	OT:	156	164	168	172	173	175	179	182	186	190	194
Mar 15	BA:	158	163	169	176	182	189	196	204	211	219	227
Base	OP:	14	14									
	OT:	156	161	167	174	180	186	193	201	208	216	224
Orig	BA:	158	167	170	174	175	177	181	184	188	192	196
Pres	OP:	12	13									
	OT:	157	167	169	174	175	177	181	183	188	192	195
Reest -	BA:	0	4	1	-2	-7	-12	-15	-20	-23	-27	-31
Mar15	OP:	0	0									
	OT:	0	3	1	-2	-7	-11	-14	-19	-22	-26	-30
Reest -	BA:	0	0	0	0	0	0	0	0	0	0	0
Orig	OP:	2	1									
	OT:	-1	-3	-1	-2	-2	-2	-2	-1	-2	-2	-1



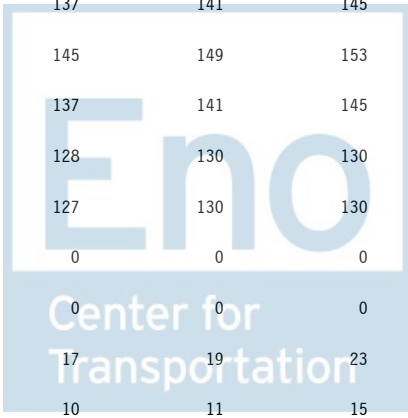
Sorted by FUNC, SFUN, TID, SUB
 (amounts in millions)

		2015	2016	2017	2018	2019	2020	2021	2022	2023	2024	2025
GENERAL GOVERNMENT (800)												
Fiscal Service												
Salaries and Expenses												
020 0520 0 1 803 AA01 FS FS 03 0												
Appropriation												
Pres 16	BA:	348	364	371	379	383	386	394	401	410	418	426
Reest	OP:	36	35									
	OT:	349	363	370	378	383	386	393	400	409	417	425
Mar 15	BA:	348	358	369	381	394	407	421	435	449	463	478
Base	OP:	36	35									
	OT:	349	357	368	380	393	406	420	434	448	462	477
Orig	BA:	348	364	371	379	383	386	394	401	410	418	426
Pres	OP:	59	105									
	OT:	321	380	367	377	382	385	391	399	408	415	423
Reest -	BA:	0	6	2	-2	-11	-21	-27	-34	-39	-45	-52
Mar15	OP:	0	0									
	OT:	0	6	2	-2	-10	-20	-27	-34	-39	-45	-52
Reest -	BA:	0	0	0	0	0	0	0	0	0	0	0
Orig	OP:	-23	-70									
	OT:	28	-17	3	1	1	1	2	1	1	2	2
020 0520 0 1 803 BA01 58 78 10												
Federal Fund												
Pres 16	BA:	0	0	0	0	0	0	0	0	0	0	0
Reest	OP:	0	0									
	OT:	0	0	0	0	0	0	0	0	0	0	0
Mar 15	BA:	0	0	0	0	0	0	0	0	0	0	0
Base	OP:	0	0									
	OT:	0	0	0	0	0	0	0	0	0	0	0
Orig	BA:	102	106	107	107	107	109	109	109	110	110	110
Pres	OP:	90	98									
	OT:	97	105	105	107	107	107	109	109	109	110	110
Reest -	BA:	0	0	0	0	0	0	0	0	0	0	0
Mar15	OP:	0	0									
	OT:	0	0	0	0	0	0	0	0	0	0	0
Reest -	BA:	-102	-106	-107	-107	-107	-109	-109	-109	-110	-110	-110
Orig	OP:	-90	-98									
	OT:	-97	-105	-105	-107	-107	-107	-109	-109	-109	-110	-110



Sorted by FUNC, SFUN, TID, SUB
 (amounts in millions)

		2015	2016	2017	2018	2019	2020	2021	2022	2023	2024	2025
GENERAL GOVERNMENT (800)												
Account Total for Salaries and Expenses												
Pres 16	BA:	348	364	371	379	383	386	394	401	410	418	426
Reest	OP:	36	35									
	OT:	349	363	370	378	383	386	393	400	409	417	425
Mar 15	BA:	348	358	369	381	394	407	421	435	449	463	478
Base	OP:	36	35									
	OT:	349	357	368	380	393	406	420	434	448	462	477
Orig	BA:	450	470	478	486	490	495	503	510	520	528	536
Pres	OP:	149	203									
	OT:	418	485	472	484	489	492	500	508	517	525	533
Reest -	BA:	0	6	2	-2	-11	-21	-27	-34	-39	-45	-52
Mar15	OP:	0	0									
	OT:	0	6	2	-2	-10	-20	-27	-34	-39	-45	-52
Reest -	BA:	-102	-106	-107	-107	-107	-109	-109	-109	-110	-110	-110
Orig	OP:	-113	-168									
	OT:	-69	-122	-102	-106	-106	-106	-107	-108	-108	-108	-108
Reimbursements to Federal Reserve Banks												
020 0562 0 1 803 BA01 FS FS 10 0												
Federal Fund												
Reimbursement to Fed. Reserve												
Pres 16	BA:	121	124	127	130	134	137	141	145	149	153	157
Reest	OP:	13	12									
	OT:	116	117	120	123	127	130	134	137	141	145	149
Mar 15	BA:	121	124	127	130	134	137	141	145	149	153	157
Base	OP:	13	12									
	OT:	116	117	120	123	127	130	134	137	141	145	149
Orig	BA:	127	123	116	118	121	123	125	128	130	130	130
Pres	OP:	28	32									
	OT:	123	124	118	117	121	122	125	127	130	130	130
Reest -	BA:	0	0	0	0	0	0	0	0	0	0	0
Mar15	OP:	0	0									
	OT:	0	0	0	0	0	0	0	0	0	0	0
Reest -	BA:	-6	1	11	12	13	14	16	17	19	23	27
Orig	OP:	-15	-20									
	OT:	-7	-7	2	6	6	8	9	10	11	15	19



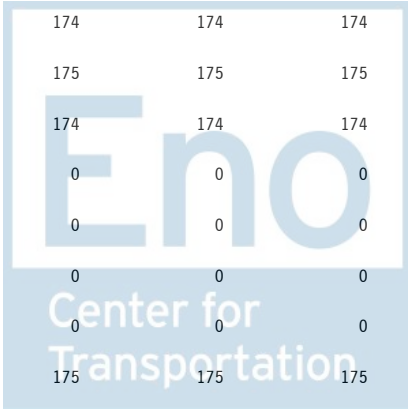
Sorted by FUNC, SFUN, TID, SUB
 (amounts in millions)

		2015	2016	2017	2018	2019	2020	2021	2022	2023	2024	2025
GENERAL GOVERNMENT (800)												
Internal Revenue Service												
Taxpayer Services												
020 0912 0 1 803 AA01 FS FS 03 0												
Appropriation												
Pres 16	BA:	2,157	2,409	2,461	2,510	2,535	2,561	2,612	2,664	2,718	2,772	2,828
Reest	OP:	234	237									
	OT:	2,143	2,369	2,435	2,491	2,518	2,545	2,593	2,643	2,697	2,751	2,806
Mar 15	BA:	2,157	2,235	2,319	2,414	2,513	2,614	2,717	2,824	2,934	3,045	3,160
Base	OP:	234	237									
	OT:	2,143	2,215	2,296	2,389	2,487	2,587	2,689	2,795	2,904	3,014	3,128
Orig	BA:	2,161	2,413	2,461	2,510	2,535	2,561	2,612	2,664	2,718	2,772	2,828
Pres	OP:	158	146									
	OT:	2,208	2,435	2,449	2,498	2,523	2,549	2,598	2,651	2,704	2,758	2,813
Reest -	BA:	0	174	142	96	22	-53	-105	-160	-216	-273	-332
Mar15	OP:	0	0									
	OT:	0	154	139	102	31	-42	-96	-152	-207	-263	-322
Reest -	BA:	-4	-4	0	0	0	0	0	0	0	0	0
Orig	OP:	76	91									
	OT:	-65	-66	-14	-7	-5	-4	-5	-8	-7	-7	-7



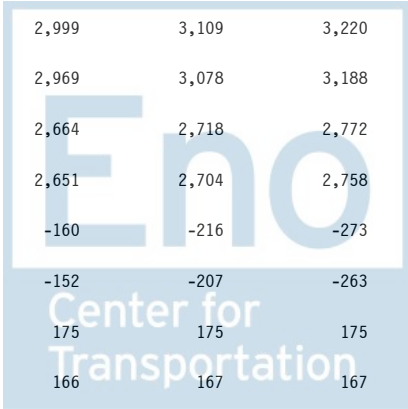
Sorted by FUNC, SFUN, TID, SUB
 (amounts in millions)

		2015	2016	2017	2018	2019	2020	2021	2022	2023	2024	2025
GENERAL GOVERNMENT (800)												
020 0912 0 1 803 AA02 FS FS 03 0												
Appropriation												
from IRS General Provision												
Pres 16	BA:	0	0	0	0	0	0	0	0	0	0	0
Reest	OP:	3	1									
	OT:	3	1	0	0	0	0	0	0	0	0	0
Mar 15	BA:	0	0	0	0	0	0	0	0	0	0	0
Base	OP:	3	1									
	OT:	3	1	0	0	0	0	0	0	0	0	0
Orig	BA:	0	0	0	0	0	0	0	0	0	0	0
Pres	OP:	0	0									
	OT:	0	0	0	0	0	0	0	0	0	0	0
Reest -	BA:	0	0	0	0	0	0	0	0	0	0	0
Mar15	OP:	0	0									
	OT:	0	0	0	0	0	0	0	0	0	0	0
Reest -	BA:	0	0	0	0	0	0	0	0	0	0	0
Orig	OP:	3	1									
	OT:	3	1	0	0	0	0	0	0	0	0	0
020 0912 0 1 803 BA01 58 78 10 2												
Federal Fund												
Outlays from installment fees												
Pres 16	BA:	175	175	175	175	175	175	175	175	175	175	175
Reest	OP:	18	19									
	OT:	173	174	174	174	174	174	174	174	174	174	174
Mar 15	BA:	175	175	175	175	175	175	175	175	175	175	175
Base	OP:	18	19									
	OT:	173	174	174	174	174	174	174	174	174	174	174
Orig	BA:	0	0	0	0	0	0	0	0	0	0	0
Pres	OP:	0	0									
	OT:	0	0	0	0	0	0	0	0	0	0	0
Reest -	BA:	0	0	0	0	0	0	0	0	0	0	0
Mar15	OP:	0	0									
	OT:	0	0	0	0	0	0	0	0	0	0	0
Reest -	BA:	175	175	175	175	175	175	175	175	175	175	175
Orig	OP:	18	19									
	OT:	173	174	174	174	174	174	174	174	174	174	174



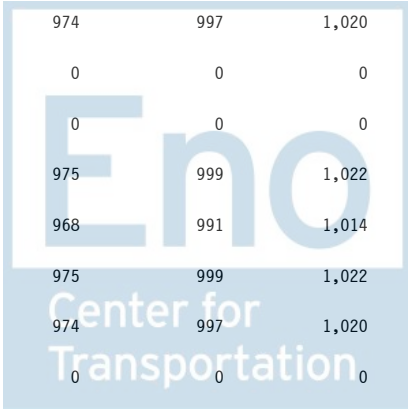
Sorted by FUNC, SFUN, TID, SUB
 (amounts in millions)

		2015	2016	2017	2018	2019	2020	2021	2022	2023	2024	2025
GENERAL GOVERNMENT (800)												
020 0912 0 1 803 BA02 58 78 10 2												
Federal Fund												
transfer from retained fees												
Pres 16	BA:	4	4	0	0	0	0	0	0	0	0	0
Reest	OP:	0	0									
	OT:	4	4	0	0	0	0	0	0	0	0	0
Mar 15	BA:	4	4	0	0	0	0	0	0	0	0	0
Base	OP:	0	0									
	OT:	4	4	0	0	0	0	0	0	0	0	0
Orig	BA:	0	0	0	0	0	0	0	0	0	0	0
Pres	OP:	0	0									
	OT:	0	0	0	0	0	0	0	0	0	0	0
Reest -	BA:	0	0	0	0	0	0	0	0	0	0	0
Mar15	OP:	0	0									
	OT:	0	0	0	0	0	0	0	0	0	0	0
Reest -	BA:	4	4	0	0	0	0	0	0	0	0	0
Orig	OP:	0	0									
	OT:	4	4	0	0	0	0	0	0	0	0	0
Account Total for Taxpayer Services												
Pres 16	BA:	2,336	2,588	2,636	2,685	2,710	2,736	2,787	2,839	2,893	2,947	3,003
Reest	OP:	255	257									
	OT:	2,323	2,548	2,609	2,665	2,692	2,719	2,767	2,817	2,871	2,925	2,980
Mar 15	BA:	2,336	2,414	2,494	2,589	2,688	2,789	2,892	2,999	3,109	3,220	3,335
Base	OP:	255	257									
	OT:	2,323	2,394	2,470	2,563	2,661	2,761	2,863	2,969	3,078	3,188	3,302
Orig	BA:	2,161	2,413	2,461	2,510	2,535	2,561	2,612	2,664	2,718	2,772	2,828
Pres	OP:	158	146									
	OT:	2,208	2,435	2,449	2,498	2,523	2,549	2,598	2,651	2,704	2,758	2,813
Reest -	BA:	0	174	142	96	22	-53	-105	-160	-216	-273	-332
Mar15	OP:	0	0									
	OT:	0	154	139	102	31	-42	-96	-152	-207	-263	-322
Reest -	BA:	175	175	175	175	175	175	175	175	175	175	175
Orig	OP:	97	111									
	OT:	115	113	160	167	169	170	169	166	167	167	167




Sorted by FUNC, SFUN, TID, SUB
 (amounts in millions)

		2015	2016	2017	2018	2019	2020	2021	2022	2023	2024	2025
GENERAL GOVERNMENT (800)												
Enforcement												
020 0913 0 1 803 AA01 FS FS 03 0												
Appropriation												
Pres 16	BA:	4,263	4,428	4,477	4,580	4,685	4,793	4,902	5,015	5,131	5,249	5,370
Reest	OP:	265	256									
	OT:	4,272	4,418	4,473	4,574	4,678	4,786	4,895	5,008	5,123	5,241	5,362
Mar 15	BA:	4,263	4,419	4,588	4,778	4,975	5,177	5,383	5,598	5,816	6,038	6,269
Base	OP:	265	256									
	OT:	4,272	4,410	4,577	4,766	4,962	5,164	5,369	5,584	5,802	6,023	6,254
Orig	BA:	4,257	4,428	4,477	4,580	4,685	4,793	4,902	5,015	5,131	5,249	5,370
Pres	OP:	178	194									
	OT:	4,252	4,432	4,469	4,545	4,649	4,756	4,864	4,976	5,091	5,208	5,329
Reest -	BA:	0	9	-111	-198	-290	-384	-481	-583	-685	-789	-899
Mar15	OP:	0	0									
	OT:	0	8	-104	-192	-284	-378	-474	-576	-679	-782	-892
Reest -	BA:	6	0	0	0	0	0	0	0	0	0	0
Orig	OP:	87	62									
	OT:	20	-14	4	29	29	30	31	32	32	33	33
020 0913 0 1 803 AA02 FS FS 03 PRGINT												
Appropriation												
program integrity												
Pres 16	BA:	0	258	432	587	749	915	957	975	999	1,022	1,045
Reest	OP:	0	0									
	OT:	0	243	420	577	738	904	953	974	997	1,020	1,043
Mar 15	BA:	0	0	0	0	0	0	0	0	0	0	0
Base	OP:	0	0									
	OT:	0	0	0	0	0	0	0	0	0	0	0
Orig	BA:	0	258	432	587	749	915	957	975	999	1,022	1,045
Pres	OP:	0	0									
	OT:	0	247	422	577	738	903	949	968	991	1,014	1,037
Reest -	BA:	0	258	432	587	749	915	957	975	999	1,022	1,045
Mar15	OP:	0	0									
	OT:	0	243	420	577	738	904	953	974	997	1,020	1,043
Reest -	BA:	0	0	0	0	0	0	0	0	0	0	0
Orig	OP:	0	0									
	OT:	0	-4	-2	0	0	1	4	6	6	6	6



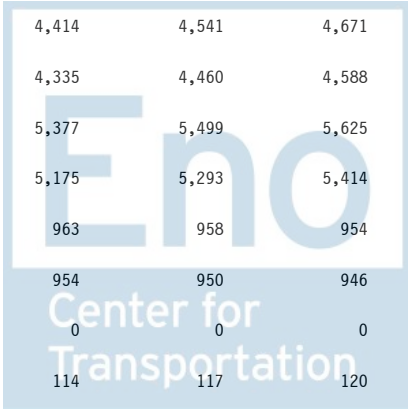
Sorted by FUNC, SFUN, TID, SUB
 (amounts in millions)

		2015	2016	2017	2018	2019	2020	2021	2022	2023	2024	2025
GENERAL GOVERNMENT (800)												
020 0913 0 1 803 BA01 58 78 10 A												
Federal Fund												
Transfer from Retained fees												
Pres 16	BA:	12	0	0	0	0	0	0	0	0	0	0
Reest	OP:	0	0									
	OT:	12	0	0	0	0	0	0	0	0	0	0
Mar 15	BA:	12	0	0	0	0	0	0	0	0	0	0
Base	OP:	0	0									
	OT:	12	0	0	0	0	0	0	0	0	0	0
Orig	BA:	0	0	0	0	0	0	0	0	0	0	0
Pres	OP:	0	0									
	OT:	0	0	0	0	0	0	0	0	0	0	0
Reest -	BA:	0	0	0	0	0	0	0	0	0	0	0
Mar15	OP:	0	0									
	OT:	0	0	0	0	0	0	0	0	0	0	0
Reest -	BA:	12	0	0	0	0	0	0	0	0	0	0
Orig	OP:	0	0									
	OT:	12	0	0	0	0	0	0	0	0	0	0
020 0913 0 1 803 BA60 30 72 10 A SPECTRUM												
Federal Fund												
spectrum												
Pres 16	BA:	8	0	0	0	0	0	0	0	0	0	0
Reest	OP:	0	7									
	OT:	1	7	0	0	0	0	0	0	0	0	0
Mar 15	BA:	8	0	0	0	0	0	0	0	0	0	0
Base	OP:	0	7									
	OT:	1	7	0	0	0	0	0	0	0	0	0
Orig	BA:	0	0	0	0	0	0	0	0	0	0	0
Pres	OP:	0	0									
	OT:	0	0	0	0	0	0	0	0	0	0	0
Reest -	BA:	0	0	0	0	0	0	0	0	0	0	0
Mar15	OP:	0	0									
	OT:	0	0	0	0	0	0	0	0	0	0	0
Reest -	BA:	8	0	0	0	0	0	0	0	0	0	0
Orig	OP:	0	7									
	OT:	1	7	0	0	0	0	0	0	0	0	0




Sorted by FUNC, SFUN, TID, SUB
 (amounts in millions)

		2015	2016	2017	2018	2019	2020	2021	2022	2023	2024	2025
GENERAL GOVERNMENT (800)												
Account Total for Enforcement												
Pres 16	BA:	4,283	4,686	4,909	5,167	5,434	5,708	5,859	5,990	6,130	6,271	6,415
Reest	OP:	265	263									
	OT:	4,285	4,668	4,893	5,151	5,416	5,690	5,848	5,982	6,120	6,261	6,405
Mar 15	BA:	4,283	4,419	4,588	4,778	4,975	5,177	5,383	5,598	5,816	6,038	6,269
Base	OP:	265	263									
	OT:	4,285	4,417	4,577	4,766	4,962	5,164	5,369	5,584	5,802	6,023	6,254
Orig	BA:	4,257	4,686	4,909	5,167	5,434	5,708	5,859	5,990	6,130	6,271	6,415
Pres	OP:	178	194									
	OT:	4,252	4,679	4,891	5,122	5,387	5,659	5,813	5,944	6,082	6,222	6,366
Reest -	BA:	0	267	321	389	459	531	476	392	314	233	146
Mar15	OP:	0	0									
	OT:	0	251	316	385	454	526	479	398	318	238	151
Reest -	BA:	26	0	0	0	0	0	0	0	0	0	0
Orig	OP:	87	69									
	OT:	33	-11	2	29	29	31	35	38	38	39	39
Operations Support												
020 0919 0 1 803 AA01 FS FS 03 0												
Appropriation												
Pres 16	BA:	3,638	4,428	4,806	4,917	5,025	5,138	5,255	5,377	5,499	5,625	5,754
Reest	OP:	898	878									
	OT:	3,627	4,199	4,636	4,826	4,944	5,055	5,170	5,289	5,410	5,534	5,660
Mar 15	BA:	3,638	3,725	3,824	3,936	4,051	4,169	4,289	4,414	4,541	4,671	4,804
Base	OP:	898	878									
	OT:	3,627	3,672	3,759	3,866	3,978	4,094	4,213	4,335	4,460	4,588	4,719
Orig	BA:	3,831	4,702	4,806	4,917	5,025	5,138	5,255	5,377	5,499	5,625	5,754
Pres	OP:	802	812									
	OT:	3,895	4,608	4,636	4,738	4,838	4,947	5,059	5,175	5,293	5,414	5,539
Reest -	BA:	0	703	982	981	974	969	966	963	958	954	950
Mar15	OP:	0	0									
	OT:	0	527	877	960	966	961	957	954	950	946	941
Reest -	BA:	-193	-274	0	0	0	0	0	0	0	0	0
Orig	OP:	96	66									
	OT:	-268	-409	0	88	106	108	111	114	117	120	121




Sorted by FUNC, SFUN, TID, SUB
 (amounts in millions)

		2015	2016	2017	2018	2019	2020	2021	2022	2023	2024	2025
GENERAL GOVERNMENT (800)												
020 0919 0 1 803 AA02 FS FS 03 PRGINT												
Appropriation												
program integrity												
Pres 16	BA:	0	315	449	599	755	915	921	940	961	983	1,006
Reest	OP:	0	0									
	OT:	0	236	400	552	704	861	904	926	946	967	990
Mar 15	BA:	0	0	0	0	0	0	0	0	0	0	0
Base	OP:	0	0									
	OT:	0	0	0	0	0	0	0	0	0	0	0
Orig	BA:	0	315	449	599	755	915	921	940	961	983	1,006
Pres	OP:	0	0									
	OT:	0	254	410	553	704	857	887	905	925	946	968
Reest -	BA:	0	315	449	599	755	915	921	940	961	983	1,006
Mar15	OP:	0	0									
	OT:	0	236	400	552	704	861	904	926	946	967	990
Reest -	BA:	0	0	0	0	0	0	0	0	0	0	0
Orig	OP:	0	0									
	OT:	0	-18	-10	-1	0	4	17	21	21	21	22
020 0919 0 1 803 AA03 FS FS 03 0												
Appropriation												
from IRS General Provision												
Pres 16	BA:	0	0	0	0	0	0	0	0	0	0	0
Reest	OP:	12	2									
	OT:	12	2	0	0	0	0	0	0	0	0	0
Mar 15	BA:	0	0	0	0	0	0	0	0	0	0	0
Base	OP:	12	2									
	OT:	12	2	0	0	0	0	0	0	0	0	0
Orig	BA:	0	0	0	0	0	0	0	0	0	0	0
Pres	OP:	0	0									
	OT:	0	0	0	0	0	0	0	0	0	0	0
Reest -	BA:	0	0	0	0	0	0	0	0	0	0	0
Mar15	OP:	0	0									
	OT:	0	0	0	0	0	0	0	0	0	0	0
Reest -	BA:	0	0	0	0	0	0	0	0	0	0	0
Orig	OP:	12	2									
	OT:	12	2	0	0	0	0	0	0	0	0	0



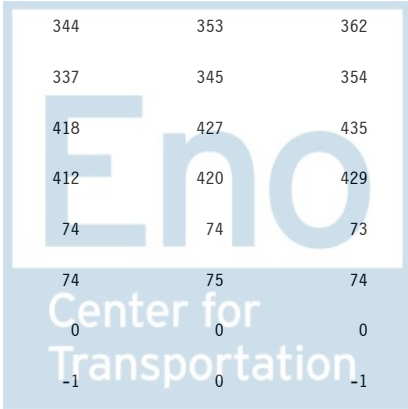
Sorted by FUNC, SFUN, TID, SUB
 (amounts in millions)

		2015	2016	2017	2018	2019	2020	2021	2022	2023	2024	2025
GENERAL GOVERNMENT (800)												
020 0919 0 1 803 BA01 58 78 10 0												
Federal Fund												
Pres 16	BA:	80	80	80	80	80	80	80	80	80	80	80
Reest	OP:	21	20									
	OT:	81	80	79	79	79	79	79	79	79	79	79
Mar 15	BA:	80	80	80	80	80	80	80	80	80	80	80
Base	OP:	21	20									
	OT:	81	80	79	79	79	79	79	79	79	79	79
Orig	BA:	0	0	0	0	0	0	0	0	0	0	0
Pres	OP:	0	0									
	OT:	0	0	0	0	0	0	0	0	0	0	0
Reest -	BA:	0	0	0	0	0	0	0	0	0	0	0
Mar15	OP:	0	0									
	OT:	0	0	0	0	0	0	0	0	0	0	0
Reest -	BA:	80	80	80	80	80	80	80	80	80	80	80
Orig	OP:	21	20									
	OT:	81	80	79	79	79	79	79	79	79	79	79
020 0919 0 1 803 BA02 58 78 10 2												
Federal Fund												
Transfer from retained fees												
Pres 16	BA:	193	274	0	0	0	0	0	0	0	0	0
Reest	OP:	36	46									
	OT:	181	252	63	11	0	0	0	0	0	0	0
Mar 15	BA:	193	274	0	0	0	0	0	0	0	0	0
Base	OP:	36	46									
	OT:	181	252	63	11	0	0	0	0	0	0	0
Orig	BA:	0	0	0	0	0	0	0	0	0	0	0
Pres	OP:	0	0									
	OT:	0	0	0	0	0	0	0	0	0	0	0
Reest -	BA:	0	0	0	0	0	0	0	0	0	0	0
Mar15	OP:	0	0									
	OT:	0	0	0	0	0	0	0	0	0	0	0
Reest -	BA:	193	274	0	0	0	0	0	0	0	0	0
Orig	OP:	36	46									
	OT:	181	252	63	11	0	0	0	0	0	0	0



Sorted by FUNC, SFUN, TID, SUB
 (amounts in millions)

		2015	2016	2017	2018	2019	2020	2021	2022	2023	2024	2025
GENERAL GOVERNMENT (800)												
Account Total for Operations Support												
Pres 16	BA:	3,911	5,097	5,335	5,596	5,860	6,133	6,256	6,397	6,540	6,688	6,840
Reest	OP:	967	946									
	OT:	3,901	4,769	5,178	5,468	5,727	5,995	6,153	6,294	6,435	6,580	6,729
Mar 15	BA:	3,911	4,079	3,904	4,016	4,131	4,249	4,369	4,494	4,621	4,751	4,884
Base	OP:	967	946									
	OT:	3,901	4,006	3,901	3,956	4,057	4,173	4,292	4,414	4,539	4,667	4,798
Orig	BA:	3,831	5,017	5,255	5,516	5,780	6,053	6,176	6,317	6,460	6,608	6,760
Pres	OP:	802	812									
	OT:	3,895	4,862	5,046	5,291	5,542	5,804	5,946	6,080	6,218	6,360	6,507
Reest -	BA:	0	1,018	1,431	1,580	1,729	1,884	1,887	1,903	1,919	1,937	1,956
Mar15	OP:	0	0									
	OT:	0	763	1,277	1,512	1,670	1,822	1,861	1,880	1,896	1,913	1,931
Reest -	BA:	80	80	80	80	80	80	80	80	80	80	80
Orig	OP:	165	134									
	OT:	6	-93	132	177	185	191	207	214	217	220	222
Business systems modernization												
020 0921 0 1 803 AA01 FS FS 03 0												
Appropriation												
Pres 16	BA:	290	379	387	394	398	402	410	418	427	435	444
Reest	OP:	171	178									
	OT:	287	330	366	384	394	398	404	411	420	428	437
Mar 15	BA:	290	296	303	311	319	327	335	344	353	362	371
Base	OP:	171	178									
	OT:	287	296	299	305	312	320	328	337	345	354	363
Orig	BA:	290	379	387	394	398	402	410	418	427	435	444
Pres	OP:	167	165									
	OT:	283	316	369	384	394	398	405	412	420	429	437
Reest -	BA:	0	83	84	83	79	75	75	74	74	73	73
Mar15	OP:	0	0									
	OT:	0	34	67	79	82	78	76	74	75	74	74
Reest -	BA:	0	0	0	0	0	0	0	0	0	0	0
Orig	OP:	4	13									
	OT:	4	14	-3	0	0	0	-1	-1	0	-1	0



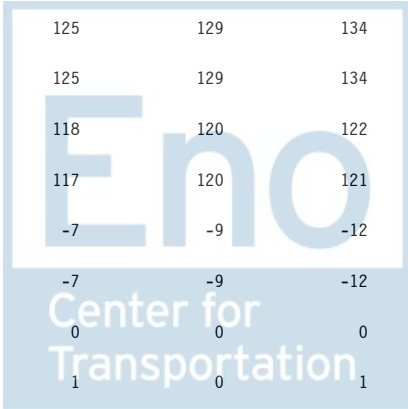
Sorted by FUNC, SFUN, TID, SUB
 (amounts in millions)

		2015	2016	2017	2018	2019	2020	2021	2022	2023	2024	2025
GENERAL GOVERNMENT (800)												
Alcohol and Tobacco Tax and Trade Bureau												
Salaries and expenses												
020 1008 0 1 803 AA01 FS FS 03 0												
Appropriation												
Pres 16	BA:	100	101	103	105	106	107	110	112	114	116	118
Reest	OP:	10	10									
	OT:	100	101	103	105	106	107	110	112	114	116	118
Mar 15	BA:	100	103	106	110	113	117	121	125	129	134	138
Base	OP:	10	10									
	OT:	100	103	106	110	113	117	121	125	129	134	138
Orig	BA:	100	101	103	105	106	107	110	112	114	116	118
Pres	OP:	15	18									
	OT:	97	101	102	104	106	107	108	111	114	115	118
Reest -	BA:	0	-2	-3	-5	-7	-10	-11	-13	-15	-18	-20
Mar15	OP:	0	0									
	OT:	0	-2	-3	-5	-7	-10	-11	-13	-15	-18	-20
Reest -	BA:	0	0	0	0	0	0	0	0	0	0	0
Orig	OP:	-5	-8									
	OT:	3	0	1	1	0	0	2	1	0	1	0




Sorted by FUNC, SFUN, TID, SUB
 (amounts in millions)

		2015	2016	2017	2018	2019	2020	2021	2022	2023	2024	2025
GENERAL GOVERNMENT (800)												
020 1008 0 1 803 AA02 FS FS 03 PRGINT												
Appropriation												
program integrity												
Pres 16	BA:	0	5	5	5	5	5	5	6	6	6	6
Reest	OP:	0	0									
	OT:	0	5	5	5	5	5	5	6	6	6	6
Mar 15	BA:	0	0	0	0	0	0	0	0	0	0	0
Base	OP:	0	0									
	OT:	0	0	0	0	0	0	0	0	0	0	0
Orig	BA:	0	5	5	5	5	5	5	6	6	6	6
Pres	OP:	0	0									
	OT:	0	4	5	5	5	5	5	6	6	6	6
Reest -	BA:	0	5	5	5	5	5	5	6	6	6	6
Mar15	OP:	0	0									
	OT:	0	5	5	5	5	5	5	6	6	6	6
Reest -	BA:	0	0	0	0	0	0	0	0	0	0	0
Orig	OP:	0	0									
	OT:	0	1	0	0	0	0	0	0	0	0	0
Account Total for Salaries and expenses												
Pres 16	BA:	100	106	108	110	111	112	115	118	120	122	124
Reest	OP:	10	10									
	OT:	100	106	108	110	111	112	115	118	120	122	124
Mar 15	BA:	100	103	106	110	113	117	121	125	129	134	138
Base	OP:	10	10									
	OT:	100	103	106	110	113	117	121	125	129	134	138
Orig	BA:	100	106	108	110	111	112	115	118	120	122	124
Pres	OP:	15	18									
	OT:	97	105	107	109	111	112	113	117	120	121	124
Reest -	BA:	0	3	2	0	-2	-5	-6	-7	-9	-12	-14
Mar15	OP:	0	0									
	OT:	0	3	2	0	-2	-5	-6	-7	-9	-12	-14
Reest -	BA:	0	0	0	0	0	0	0	0	0	0	0
Orig	OP:	-5	-8									
	OT:	3	1	1	1	0	0	2	1	0	1	0




Sorted by FUNC, SFUN, TID, SUB
 (amounts in millions)

		2015	2016	2017	2018	2019	2020	2021	2022	2023	2024	2025
GENERAL GOVERNMENT (800)												
Fiscal Service												
Payment of Government Losses in Shipment												
020 1710 0 1 803 AA01 FS FS 10 0												
Appropriation												
Pres 16	BA:	2	2	2	2	2	2	2	2	2	2	2
Reest	OP:	0	0									
	OT:	2	2	2	2	2	2	2	2	2	2	2
Mar 15	BA:	2	2	2	2	2	2	2	2	2	2	2
Base	OP:	0	0									
	OT:	2	2	2	2	2	2	2	2	2	2	2
Orig	BA:	0	0	0	0	0	0	0	0	0	0	0
Pres	OP:	0	0									
	OT:	0	0	0	0	0	0	0	0	0	0	0
Reest -	BA:	0	0	0	0	0	0	0	0	0	0	0
Mar15	OP:	0	0									
	OT:	0	0	0	0	0	0	0	0	0	0	0
Reest -	BA:	2	2	2	2	2	2	2	2	2	2	2
Orig	OP:	0	0									
	OT:	2	2	2	2	2	2	2	2	2	2	2
020 1710 0 1 803 BA01 24 68 10												
Federal Fund												
Pres 16	BA:	0	0	0	0	0	0	0	0	0	0	0
Reest	OP:	0	0									
	OT:	0	0	0	0	0	0	0	0	0	0	0
Mar 15	BA:	0	0	0	0	0	0	0	0	0	0	0
Base	OP:	0	0									
	OT:	0	0	0	0	0	0	0	0	0	0	0
Orig	BA:	1	1	1	1	1	1	1	1	1	1	1
Pres	OP:	0	0									
	OT:	1	1	1	1	1	1	1	1	1	1	1
Reest -	BA:	0	0	0	0	0	0	0	0	0	0	0
Mar15	OP:	0	0									
	OT:	0	0	0	0	0	0	0	0	0	0	0
Reest -	BA:	-1	-1	-1	-1	-1	-1	-1	-1	-1	-1	-1
Orig	OP:	0	0									
	OT:	-1	-1	-1	-1	-1	-1	-1	-1	-1	-1	-1




Sorted by FUNC, SFUN, TID, SUB
 (amounts in millions)

		2015	2016	2017	2018	2019	2020	2021	2022	2023	2024	2025
GENERAL GOVERNMENT (800)												
Account Total for Payment of Government Losses in Shipment												
Pres 16	BA:	2	2	2	2	2	2	2	2	2	2	2
Reest	OP:	0	0									
	OT:	2	2	2	2	2	2	2	2	2	2	2
Mar 15	BA:	2	2	2	2	2	2	2	2	2	2	2
Base	OP:	0	0									
	OT:	2	2	2	2	2	2	2	2	2	2	2
Orig	BA:	1	1	1	1	1	1	1	1	1	1	1
Pres	OP:	0	0									
	OT:	1	1	1	1	1	1	1	1	1	1	1
Reest -	BA:	0	0	0	0	0	0	0	0	0	0	0
Mar15	OP:	0	0									
	OT:	0	0	0	0	0	0	0	0	0	0	0
Reest -	BA:	1	1	1	1	1	1	1	1	1	1	1
Orig	OP:	0	0									
	OT:	1	1	1	1	1	1	1	1	1	1	1
Financial Management Service												
Salaries and expenses												
020 1801 0 1 803 AA01 FS FS 03 0												
Appropriation												
Pres 16	BA:	0	0	0	0	0	0	0	0	0	0	0
Reest	OP:	4	2									
	OT:	4	2	0	0	0	0	0	0	0	0	0
Mar 15	BA:	0	0	0	0	0	0	0	0	0	0	0
Base	OP:	4	2									
	OT:	4	2	0	0	0	0	0	0	0	0	0
Orig	BA:	0	0	0	0	0	0	0	0	0	0	0
Pres	OP:	0	0									
	OT:	0	0	0	0	0	0	0	0	0	0	0
Reest -	BA:	0	0	0	0	0	0	0	0	0	0	0
Mar15	OP:	0	0									
	OT:	0	0	0	0	0	0	0	0	0	0	0
Reest -	BA:	0	0	0	0	0	0	0	0	0	0	0
Orig	OP:	4	2									
	OT:	4	2	0	0	0	0	0	0	0	0	0



Sorted by FUNC, SFUN, TID, SUB
 (amounts in millions)

		2015	2016	2017	2018	2019	2020	2021	2022	2023	2024	2025
GENERAL GOVERNMENT (800)												
020 1801 0 1 803 BA01 24 68 10 0												
Federal Fund												
Pres 16	BA:	64	64	64	64	64	64	64	64	64	64	64
Reest	OP:	8	8									
	OT:	63	63	63	63	63	63	63	63	63	63	63
Mar 15	BA:	64	64	64	64	64	64	64	64	64	64	64
Base	OP:	8	8									
	OT:	63	63	63	63	63	63	63	63	63	63	63
Orig	BA:	0	0	0	0	0	0	0	0	0	0	0
Pres	OP:	0	0									
	OT:	0	0	0	0	0	0	0	0	0	0	0
Reest -	BA:	0	0	0	0	0	0	0	0	0	0	0
Mar15	OP:	0	0									
	OT:	0	0	0	0	0	0	0	0	0	0	0
Reest -	BA:	64	64	64	64	64	64	64	64	64	64	64
Orig	OP:	8	8									
	OT:	63	63	63	63	63	63	63	63	63	63	63
Account Total for Salaries and expenses												
Pres 16	BA:	64	64	64	64	64	64	64	64	64	64	64
Reest	OP:	12	10									
	OT:	67	65	63	63	63	63	63	63	63	63	63
Mar 15	BA:	64	64	64	64	64	64	64	64	64	64	64
Base	OP:	12	10									
	OT:	67	65	63	63	63	63	63	63	63	63	63
Orig	BA:	0	0	0	0	0	0	0	0	0	0	0
Pres	OP:	0	0									
	OT:	0	0	0	0	0	0	0	0	0	0	0
Reest -	BA:	0	0	0	0	0	0	0	0	0	0	0
Mar15	OP:	0	0									
	OT:	0	0	0	0	0	0	0	0	0	0	0
Reest -	BA:	64	64	64	64	64	64	64	64	64	64	64
Orig	OP:	12	10									
	OT:	67	65	63	63	63	63	63	63	63	63	63



Sorted by FUNC, SFUN, TID, SUB
 (amounts in millions)

		2015	2016	2017	2018	2019	2020	2021	2022	2023	2024	2025
GENERAL GOVERNMENT (800)												
Fiscal Service												
Financial Agent Services												
020 1802 0 1 803 BA01 24 68 10 0												
Federal Fund												
Financial Agent Services												
Pres 16	BA:	624	626	628	631	633	636	639	642	645	648	651
Reest	OP:	0	0									
	OT:	624	626	628	631	633	636	639	642	645	648	651
Mar 15	BA:	624	626	628	631	633	636	639	642	645	648	651
Base	OP:	0	0									
	OT:	624	626	628	631	633	636	639	642	645	648	651
Orig	BA:	670	670	664	684	704	725	747	769	792	792	792
Pres	OP:	59	66									
	OT:	663	643	662	682	702	724	745	768	791	791	792
Reest -	BA:	0	0	0	0	0	0	0	0	0	0	0
Mar15	OP:	0	0									
	OT:	0	0	0	0	0	0	0	0	0	0	0
Reest -	BA:	-46	-44	-36	-53	-71	-89	-108	-127	-147	-144	-141
Orig	OP:	-59	-66									
	OT:	-39	-17	-34	-51	-69	-88	-106	-126	-146	-143	-141



Sorted by FUNC, SFUN, TID, SUB
 (amounts in millions)

		2015	2016	2017	2018	2019	2020	2021	2022	2023	2024	2025
GENERAL GOVERNMENT (800)												
Departmental Offices												
Office of Terrorism and Financial Intelligence												
020 1804 0 1 803 AA01 FS FS 03 0												
Appropriation												
Pres 16	BA:	113	0	0	0	0	0	0	0	0	0	0
Reest	OP:	0	11									
	OT:	102	11	0	0	0	0	0	0	0	0	0
Mar 15	BA:	113	116	120	124	128	132	137	141	146	150	155
Base	OP:	0	11									
	OT:	102	115	120	124	128	132	137	141	146	150	155
Orig	BA:	113	0	0	0	0	0	0	0	0	0	0
Pres	OP:	0	22									
	OT:	91	22	0	0	0	0	0	0	0	0	0
Reest -	BA:	0	-116	-120	-124	-128	-132	-137	-141	-146	-150	-155
Mar15	OP:	0	0									
	OT:	0	-104	-120	-124	-128	-132	-137	-141	-146	-150	-155
Reest -	BA:	0	0	0	0	0	0	0	0	0	0	0
Orig	OP:	0	-11									
	OT:	11	-11	0	0	0	0	0	0	0	0	0



Sorted by FUNC, SFUN, TID, SUB
 (amounts in millions)

		2015	2016	2017	2018	2019	2020	2021	2022	2023	2024	2025
GENERAL GOVERNMENT (800)												
Fiscal Service												
Federal Reserve Bank Reimbursement Fund												
020 1884 0 1 803 BA02 24 68 10 0												
Federal Fund												
Pres 16	BA:	356	361	368	375	383	391	398	407	415	423	432
Reest	OP:	0	0									
	OT:	356	361	368	375	383	391	398	407	415	423	432
Mar 15	BA:	356	361	368	375	383	391	398	407	415	423	432
Base	OP:	0	0									
	OT:	356	361	368	375	383	391	398	407	415	423	432
Orig	BA:	395	397	407	411	415	419	423	428	436	436	436
Pres	OP:	106	169									
	OT:	396	403	407	411	415	419	423	428	432	432	432
Reest -	BA:	0	0	0	0	0	0	0	0	0	0	0
Mar15	OP:	0	0									
	OT:	0	0	0	0	0	0	0	0	0	0	0
Reest -	BA:	-39	-36	-39	-36	-32	-28	-25	-21	-21	-13	-4
Orig	OP:	-106	-169									
	OT:	-40	-42	-39	-36	-32	-28	-25	-21	-17	-9	0



Sorted by FUNC, SFUN, TID, SUB
 (amounts in millions)

		2015	2016	2017	2018	2019	2020	2021	2022	2023	2024	2025
GENERAL GOVERNMENT (800)												
Check Forgery Insurance Fund												
020 4109 0 3 803 BD01 24 68 10 0												
Public Enterprise Fund												
Pres 16	BA:	2	2	2	2	2	2	2	2	2	2	2
Reest	OP:	0	0									
	OT:	2	2	2	2	2	2	2	2	2	2	2
Mar 15	BA:	2	2	2	2	2	2	2	2	2	2	2
Base	OP:	0	0									
	OT:	2	2	2	2	2	2	2	2	2	2	2
Orig	BA:	0	0	0	0	0	0	0	0	0	0	0
Pres	OP:	5	4									
	OT:	0	0	0	0	0	0	0	0	0	0	0
Reest -	BA:	0	0	0	0	0	0	0	0	0	0	0
Mar15	OP:	0	0									
	OT:	0	0	0	0	0	0	0	0	0	0	0
Reest -	BA:	2	2	2	2	2	2	2	2	2	2	2
Orig	OP:	-5	-4									
	OT:	2	2	2	2	2	2	2	2	2	2	2



Sorted by FUNC, SFUN, TID, SUB
 (amounts in millions)

		2015	2016	2017	2018	2019	2020	2021	2022	2023	2024	2025
GENERAL GOVERNMENT (800)												
United States Mint												
United States Mint public enterprise fund												
020 4159 0 3 803 AA01 FS FS 03												
Appropriation												
Pres 16	BA:	0	0	0	0	0	0	0	0	0	0	0
Reest	OP:	0	0									
	OT:	0	0	0	0	0	0	0	0	0	0	0
Mar 15	BA:	0	0	0	0	0	0	0	0	0	0	0
Base	OP:	0	0									
	OT:	0	0	0	0	0	0	0	0	0	0	0
Orig	BA:	0	0	0	0	0	0	0	0	0	0	0
Pres	OP:	162	178									
	OT:	-17	-1	-4	-4	-3	-2	-4	-4	-4	-4	-4
Reest -	BA:	0	0	0	0	0	0	0	0	0	0	0
Mar15	OP:	0	0									
	OT:	0	0	0	0	0	0	0	0	0	0	0
Reest -	BA:	0	0	0	0	0	0	0	0	0	0	0
Orig	OP:	-162	-178									
	OT:	17	1	4	4	3	2	4	4	4	4	4



Sorted by FUNC, SFUN, TID, SUB
 (amounts in millions)

		2015	2016	2017	2018	2019	2020	2021	2022	2023	2024	2025
GENERAL GOVERNMENT (800)												
Internal Revenue Service												
Federal tax lien revolving fund												
020 4413 0 3 803 BD01 58 78 10												
Public Enterprise Fund												
Pres 16	BA:	0	0	0	0	0	0	0	0	0	0	0
Reest	OP:	0	0									
	OT:	0	0	0	0	0	0	0	0	0	0	0
Mar 15	BA:	0	0	0	0	0	0	0	0	0	0	0
Base	OP:	0	0									
	OT:	0	0	0	0	0	0	0	0	0	0	0
Orig	BA:	0	0	0	0	0	0	0	0	0	0	0
Pres	OP:	1	1									
	OT:	0	0	0	0	0	0	0	0	0	0	0
Reest -	BA:	0	0	0	0	0	0	0	0	0	0	0
Mar15	OP:	0	0									
	OT:	0	0	0	0	0	0	0	0	0	0	0
Reest -	BA:	0	0	0	0	0	0	0	0	0	0	0
Orig	OP:	-1	-1									
	OT:	0	0	0	0	0	0	0	0	0	0	0



Sorted by FUNC, SFUN, TID, SUB
 (amounts in millions)

		2015	2016	2017	2018	2019	2020	2021	2022	2023	2024	2025
GENERAL GOVERNMENT (800)												
Bureau of Engraving and Printing												
Bureau of Engraving and Printing fund												
020 4502 0 4 803 AA01 FS FS 03												
Appropriation												
Pres 16	BA:	0	0	0	0	0	0	0	0	0	0	0
Reest	OP:	0	0									
	OT:	0	0	0	0	0	0	0	0	0	0	0
Mar 15	BA:	0	0	0	0	0	0	0	0	0	0	0
Base	OP:	0	0									
	OT:	0	0	0	0	0	0	0	0	0	0	0
Orig	BA:	0	0	0	0	0	0	0	0	0	0	0
Pres	OP:	50	55									
	OT:	50	55	0	0	0	0	0	0	0	0	0
Reest -	BA:	0	0	0	0	0	0	0	0	0	0	0
Mar15	OP:	0	0									
	OT:	0	0	0	0	0	0	0	0	0	0	0
Reest -	BA:	0	0	0	0	0	0	0	0	0	0	0
Orig	OP:	-50	-55									
	OT:	-50	-55	0	0	0	0	0	0	0	0	0



Sorted by FUNC, SFUN, TID, SUB
 (amounts in millions)

		2015	2016	2017	2018	2019	2020	2021	2022	2023	2024	2025
GENERAL GOVERNMENT (800)												
Federal Financing Bank												
Federal Financing Bank												
020 4521 0 4 803 BE07 32 68 10 0												
Intragovernmental Fund												
Pres 16	BA:	-425	-425	-425	-425	-425	-425	-425	-425	-425	-425	-425
Reest	OP:	0	0									
	OT:	-425	-425	-425	-425	-425	-425	-425	-425	-425	-425	-425
Mar 15	BA:	-425	-425	-425	-425	-425	-425	-425	-425	-425	-425	-425
Base	OP:	0	0									
	OT:	-425	-425	-425	-425	-425	-425	-425	-425	-425	-425	-425
Orig	BA:	0	0	0	0	0	0	0	0	0	0	0
Pres	OP:	0	0									
	OT:	-537	-507	-286	-266	-393	-166	-117	-38	96	475	1,143
Reest -	BA:	0	0	0	0	0	0	0	0	0	0	0
Mar15	OP:	0	0									
	OT:	0	0	0	0	0	0	0	0	0	0	0
Reest -	BA:	-425	-425	-425	-425	-425	-425	-425	-425	-425	-425	-425
Orig	OP:	0	0									
	OT:	112	82	-139	-159	-32	-259	-308	-387	-521	-900	-1,568



Sorted by FUNC, SFUN, TID, SUB
 (amounts in millions)

		2015	2016	2017	2018	2019	2020	2021	2022	2023	2024	2025
GENERAL GOVERNMENT (800)												
Departmental Offices												
Treasury franchise fund												
020 4560 0 4 803 AA01 FS FS 03												
Appropriation												
Pres 16	BA:	0	0	0	0	0	0	0	0	0	0	0
Reest	OP:	0	0									
	OT:	0	0	0	0	0	0	0	0	0	0	0
Mar 15	BA:	0	0	0	0	0	0	0	0	0	0	0
Base	OP:	0	0									
	OT:	0	0	0	0	0	0	0	0	0	0	0
Orig	BA:	0	0	0	0	0	0	0	0	0	0	0
Pres	OP:	145	77									
	OT:	72	-1	-1	-2	-1	-1	-1	-2	-2	-1	-2
Reest -	BA:	0	0	0	0	0	0	0	0	0	0	0
Mar15	OP:	0	0									
	OT:	0	0	0	0	0	0	0	0	0	0	0
Reest -	BA:	0	0	0	0	0	0	0	0	0	0	0
Orig	OP:	-145	-77									
	OT:	-72	1	1	2	1	1	1	2	2	1	2




Sorted by FUNC, SFUN, TID, SUB
 (amounts in millions)

		2015	2016	2017	2018	2019	2020	2021	2022	2023	2024	2025
GENERAL GOVERNMENT (800)												
Internal Revenue Service												
IRS Miscellaneous Retained Fees												
020 5432 0 2 803 AA01 FS FS 03												
Appropriation												
Pres 16	BA:	0	0	0	0	0	0	0	0	0	0	0
Reest	OP:	0	0									
	OT:	0	0	0	0	0	0	0	0	0	0	0
Mar 15	BA:	0	0	0	0	0	0	0	0	0	0	0
Base	OP:	0	0									
	OT:	0	0	0	0	0	0	0	0	0	0	0
Orig	BA:	-197	-278	-284	-289	-292	-295	-301	-307	-313	-319	-326
Pres	OP:	0	0									
	OT:	0	0	0	0	0	0	0	0	0	0	0
Reest -	BA:	0	0	0	0	0	0	0	0	0	0	0
Mar15	OP:	0	0									
	OT:	0	0	0	0	0	0	0	0	0	0	0
Reest -	BA:	197	278	284	289	292	295	301	307	313	319	326
Orig	OP:	0	0									
	OT:	0	0	0	0	0	0	0	0	0	0	0




Sorted by FUNC, SFUN, TID, SUB
 (amounts in millions)

		2015	2016	2017	2018	2019	2020	2021	2022	2023	2024	2025
GENERAL GOVERNMENT (800)												
020 5432 0 2 803 BA02 58 78 10 2												
Federal Fund												
Transfer to appropriations accounts												
Pres 16	BA:	-197	-278	0	0	0	0	0	0	0	0	0
Reest	OP:	0	0									
	OT:	-197	-278	0	0	0	0	0	0	0	0	0
Mar 15	BA:	-197	-278	0	0	0	0	0	0	0	0	0
Base	OP:	0	0									
	OT:	-197	-278	0	0	0	0	0	0	0	0	0
Orig	BA:	373	376	373	372	372	373	372	372	374	372	372
Pres	OP:	0	0									
	OT:	0	0	0	0	0	0	0	0	0	0	0
Reest -	BA:	0	0	0	0	0	0	0	0	0	0	0
Mar15	OP:	0	0									
	OT:	0	0	0	0	0	0	0	0	0	0	0
Reest -	BA:	-570	-654	-373	-372	-372	-373	-372	-372	-374	-372	-372
Orig	OP:	0	0									
	OT:	-197	-278	0	0	0	0	0	0	0	0	0
020 5432 0 2 803 BS01 58 78 10 A												
Sequester												
Pres 16	BA:	-3	0	0	0	0	0	0	0	0	0	0
Reest	OP:	0	0									
	OT:	-3	0	0	0	0	0	0	0	0	0	0
Mar 15	BA:	-3	-2	0	0	0	0	0	0	0	0	0
Base	OP:	0	0									
	OT:	-3	-2	0	0	0	0	0	0	0	0	0
Orig	BA:	0	0	0	0	0	0	0	0	0	0	0
Pres	OP:	0	0									
	OT:	0	0	0	0	0	0	0	0	0	0	0
Reest -	BA:	0	2	0	0	0	0	0	0	0	0	0
Mar15	OP:	0	0									
	OT:	0	2	0	0	0	0	0	0	0	0	0
Reest -	BA:	-3	0	0	0	0	0	0	0	0	0	0
Orig	OP:	0	0									
	OT:	-3	0	0	0	0	0	0	0	0	0	0



Sorted by FUNC, SFUN, TID, SUB
 (amounts in millions)

		2015	2016	2017	2018	2019	2020	2021	2022	2023	2024	2025
GENERAL GOVERNMENT (800)												
020 5432 0 2 803 BS20 58 78 10 A												
Sequester												
		Pop up										
Pres 16	BA:	3	3	0	0	0	0	0	0	0	0	0
Reest	OP:	0	0									
	OT:	3	3	0	0	0	0	0	0	0	0	0
Mar 15	BA:	3	3	2	0	0	0	0	0	0	0	0
Base	OP:	0	0									
	OT:	3	3	2	0	0	0	0	0	0	0	0
Orig	BA:	0	0	0	0	0	0	0	0	0	0	0
Pres	OP:	0	0									
	OT:	0	0	0	0	0	0	0	0	0	0	0
Reest -	BA:	0	0	-2	0	0	0	0	0	0	0	0
Mar15	OP:	0	0									
	OT:	0	0	-2	0	0	0	0	0	0	0	0
Reest -	BA:	3	3	0	0	0	0	0	0	0	0	0
Orig	OP:	0	0									
	OT:	3	3	0	0	0	0	0	0	0	0	0
Account Total for IRS Miscellaneous Retained Fees												
Pres 16	BA:	-197	-275	0	0	0	0	0	0	0	0	0
Reest	OP:	0	0									
	OT:	-197	-275	0	0	0	0	0	0	0	0	0
Mar 15	BA:	-197	-277	2	0	0	0	0	0	0	0	0
Base	OP:	0	0									
	OT:	-197	-277	2	0	0	0	0	0	0	0	0
Orig	BA:	176	98	89	83	80	78	71	65	61	53	46
Pres	OP:	0	0									
	OT:	0	0	0	0	0	0	0	0	0	0	0
Reest -	BA:	0	2	-2	0	0	0	0	0	0	0	0
Mar15	OP:	0	0									
	OT:	0	2	-2	0	0	0	0	0	0	0	0
Reest -	BA:	-373	-373	-89	-83	-80	-78	-71	-65	-61	-53	-46
Orig	OP:	0	0									
	OT:	-197	-275	0	0	0	0	0	0	0	0	0



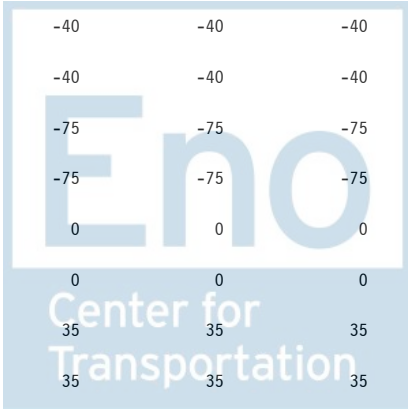
Sorted by FUNC, SFUN, TID, SUB
 (amounts in millions)

		2015	2016	2017	2018	2019	2020	2021	2022	2023	2024	2025
GENERAL GOVERNMENT (800)												
Informant payments												
020 5433 0 2 803 BA01 58 78 10 0												
Federal Fund												
Pres 16	BA:	40	40	40	40	40	40	40	40	40	40	40
Reest	OP:	0	0									
	OT:	40	40	40	40	40	40	40	40	40	40	40
Mar 15	BA:	40	40	40	40	40	40	40	40	40	40	40
Base	OP:	0	0									
	OT:	40	40	40	40	40	40	40	40	40	40	40
Orig	BA:	70	75	75	75	75	75	75	75	75	75	75
Pres	OP:	0	0									
	OT:	70	75	75	75	75	75	75	75	75	75	75
Reest -	BA:	0	0	0	0	0	0	0	0	0	0	0
Mar15	OP:	0	0									
	OT:	0	0	0	0	0	0	0	0	0	0	0
Reest -	BA:	-30	-35	-35	-35	-35	-35	-35	-35	-35	-35	-35
Orig	OP:	0	0									
	OT:	-30	-35	-35	-35	-35	-35	-35	-35	-35	-35	-35
020 5433 0 2 803 BS01 58 78 10 A												
Sequester												
Pres 16	BA:	-5	0	0	0	0	0	0	0	0	0	0
Reest	OP:	0	0									
	OT:	-5	0	0	0	0	0	0	0	0	0	0
Mar 15	BA:	-5	-5	0	0	0	0	0	0	0	0	0
Base	OP:	0	0									
	OT:	-5	-5	0	0	0	0	0	0	0	0	0
Orig	BA:	0	0	0	0	0	0	0	0	0	0	0
Pres	OP:	0	0									
	OT:	0	0	0	0	0	0	0	0	0	0	0
Reest -	BA:	0	5	0	0	0	0	0	0	0	0	0
Mar15	OP:	0	0									
	OT:	0	5	0	0	0	0	0	0	0	0	0
Reest -	BA:	-5	0	0	0	0	0	0	0	0	0	0
Orig	OP:	0	0									
	OT:	-5	0	0	0	0	0	0	0	0	0	0



Sorted by FUNC, SFUN, TID, SUB
 (amounts in millions)

		2015	2016	2017	2018	2019	2020	2021	2022	2023	2024	2025
GENERAL GOVERNMENT (800)												
Account Total for Informant payments												
Pres 16	BA:	35	40	40	40	40	40	40	40	40	40	40
Reest	OP:	0	0									
	OT:	35	40	40	40	40	40	40	40	40	40	40
Mar 15	BA:	35	35	40	40	40	40	40	40	40	40	40
Base	OP:	0	0									
	OT:	35	35	40	40	40	40	40	40	40	40	40
Orig	BA:	70	75	75	75	75	75	75	75	75	75	75
Pres	OP:	0	0									
	OT:	70	75	75	75	75	75	75	75	75	75	75
Reest -	BA:	0	5	0	0	0	0	0	0	0	0	0
Mar15	OP:	0	0									
	OT:	0	5	0	0	0	0	0	0	0	0	0
Reest -	BA:	-35	-35	-35	-35	-35	-35	-35	-35	-35	-35	-35
Orig	OP:	0	0									
	OT:	-35	-35	-35	-35	-35	-35	-35	-35	-35	-35	-35
Underpayment and fraud collection												
020 9910 8 1 803 CB02 XX XX 20 0												
Offsetting Receipts												
Pres 16	BA:	-40	-40	-40	-40	-40	-40	-40	-40	-40	-40	-40
Reest	OP:	0	0									
	OT:	-40	-40	-40	-40	-40	-40	-40	-40	-40	-40	-40
Mar 15	BA:	-40	-40	-40	-40	-40	-40	-40	-40	-40	-40	-40
Base	OP:	0	0									
	OT:	-40	-40	-40	-40	-40	-40	-40	-40	-40	-40	-40
Orig	BA:	-75	-75	-75	-75	-75	-75	-75	-75	-75	-75	-75
Pres	OP:	0	0									
	OT:	-75	-75	-75	-75	-75	-75	-75	-75	-75	-75	-75
Reest -	BA:	0	0	0	0	0	0	0	0	0	0	0
Mar15	OP:	0	0									
	OT:	0	0	0	0	0	0	0	0	0	0	0
Reest -	BA:	35	35	35	35	35	35	35	35	35	35	35
Orig	OP:	0	0									
	OT:	35	35	35	35	35	35	35	35	35	35	35



Sorted by FUNC, SFUN, TID, SUB
 (amounts in millions)

		2015	2016	2017	2018	2019	2020	2021	2022	2023	2024	2025
GENERAL GOVERNMENT (800)												
General use, IRS miscellaneous retained fees												
020 9912 8 1 803 CB01 XX XX 20 0												
Offsetting Receipts												
Pres 16	BA:	-85	-85	-85	-85	-85	-85	-85	-85	-85	-85	-85
Reest	OP:	0	0									
	OT:	-85	-85	-85	-85	-85	-85	-85	-85	-85	-85	-85
Mar 15	BA:	-85	-85	-85	-85	-85	-85	-85	-85	-85	-85	-85
Base	OP:	0	0									
	OT:	-85	-85	-85	-85	-85	-85	-85	-85	-85	-85	-85
Orig	BA:	-101	-101	-101	-101	-101	-101	-101	-101	-101	-101	-101
Pres	OP:	0	0									
	OT:	-101	-101	-101	-101	-101	-101	-101	-101	-101	-101	-101
Reest -	BA:	0	0	0	0	0	0	0	0	0	0	0
Mar15	OP:	0	0									
	OT:	0	0	0	0	0	0	0	0	0	0	0
Reest -	BA:	16	16	16	16	16	16	16	16	16	16	16
Orig	OP:	0	0									
	OT:	16	16	16	16	16	16	16	16	16	16	16




Sorted by FUNC, SFUN, TID, SUB
 (amounts in millions)

		2015	2016	2017	2018	2019	2020	2021	2022	2023	2024	2025
GENERAL GOVERNMENT (800)												
Department of the Treasury												
Debt collection, federal receipts												
020 9990 0 2 803 CB01 XX XX 10												
Offsetting Receipts												
Pres 16	BA:	0	0	0	0	0	0	0	0	0	0	0
Reest	OP:	0	0									
	OT:	0	0	0	0	0	0	0	0	0	0	0
Mar 15	BA:	0	0	0	0	0	0	0	0	0	0	0
Base	OP:	0	0									
	OT:	0	0	0	0	0	0	0	0	0	0	0
Orig	BA:	-17	-17	-17	-17	-17	-17	-17	-17	-17	-17	-17
Pres	OP:	0	0									
	OT:	-17	-17	-17	-17	-17	-17	-17	-17	-17	-17	-17
Reest -	BA:	0	0	0	0	0	0	0	0	0	0	0
Mar15	OP:	0	0									
	OT:	0	0	0	0	0	0	0	0	0	0	0
Reest -	BA:	17	17	17	17	17	17	17	17	17	17	17
Orig	OP:	0	0									
	OT:	17	17	17	17	17	17	17	17	17	17	17



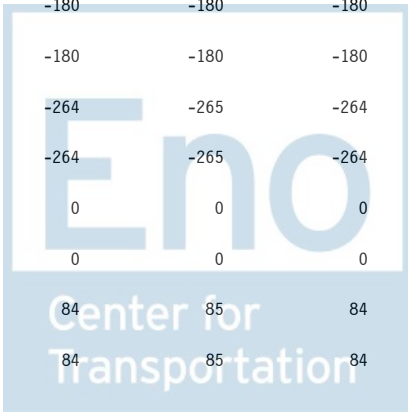
Sorted by FUNC, SFUN, TID, SUB
 (amounts in millions)

		2015	2016	2017	2018	2019	2020	2021	2022	2023	2024	2025
GENERAL GOVERNMENT (800)												
Administration of the SS Act												
020 9990 8 1 803 CB01 XX XX 20 1												
Offsetting Receipts												
Pres 16	BA:	-750	-750	-750	-750	-750	-750	-750	-750	-750	-750	-750
Reest	OP:	0	0									
	OT:	-750	-750	-750	-750	-750	-750	-750	-750	-750	-750	-750
Mar 15	BA:	-750	-750	-750	-750	-750	-750	-750	-750	-750	-750	-750
Base	OP:	0	0									
	OT:	-750	-750	-750	-750	-750	-750	-750	-750	-750	-750	-750
Orig	BA:	-755	-779	-787	-795	-803	-811	-819	-827	-835	-843	-851
Pres	OP:	0	0									
	OT:	-755	-779	-787	-795	-803	-811	-819	-827	-835	-843	-851
Reest -	BA:	0	0	0	0	0	0	0	0	0	0	0
Mar15	OP:	0	0									
	OT:	0	0	0	0	0	0	0	0	0	0	0
Reest -	BA:	5	29	37	45	53	61	69	77	85	93	101
Orig	OP:	0	0									
	OT:	5	29	37	45	53	61	69	77	85	93	101
New installment agreements, IRS miscellaneous retained fees												
020 9997 8 1 803 AA01 XX XX 10												
Appropriation												
Pres 16	BA:	0	0	0	0	0	0	0	0	0	0	0
Reest	OP:	0	0									
	OT:	0	0	0	0	0	0	0	0	0	0	0
Mar 15	BA:	0	0	0	0	0	0	0	0	0	0	0
Base	OP:	0	0									
	OT:	0	0	0	0	0	0	0	0	0	0	0
Orig	BA:	-114	-117	-116	-116	-116	-116	-116	-116	-117	-116	-116
Pres	OP:	0	0									
	OT:	-114	-117	-116	-116	-116	-116	-116	-116	-117	-116	-116
Reest -	BA:	0	0	0	0	0	0	0	0	0	0	0
Mar15	OP:	0	0									
	OT:	0	0	0	0	0	0	0	0	0	0	0
Reest -	BA:	114	117	116	116	116	116	116	116	117	116	116
Orig	OP:	0	0									
	OT:	114	117	116	116	116	116	116	116	117	116	116



Sorted by FUNC, SFUN, TID, SUB
 (amounts in millions)

		2015	2016	2017	2018	2019	2020	2021	2022	2023	2024	2025
GENERAL GOVERNMENT (800)												
020 9997 8 1 803 CB04 XX XX 20 0												
Offsetting Receipts												
Pres 16	BA:	-180	-180	-180	-180	-180	-180	-180	-180	-180	-180	-180
Reest	OP:	0	0									
	OT:	-180	-180	-180	-180	-180	-180	-180	-180	-180	-180	-180
Mar 15	BA:	-180	-180	-180	-180	-180	-180	-180	-180	-180	-180	-180
Base	OP:	0	0									
	OT:	-180	-180	-180	-180	-180	-180	-180	-180	-180	-180	-180
Orig	BA:	-154	-148	-148	-148	-148	-148	-148	-148	-148	-148	-148
Pres	OP:	0	0									
	OT:	-154	-148	-148	-148	-148	-148	-148	-148	-148	-148	-148
Reest -	BA:	0	0	0	0	0	0	0	0	0	0	0
Mar15	OP:	0	0									
	OT:	0	0	0	0	0	0	0	0	0	0	0
Reest -	BA:	-26	-32	-32	-32	-32	-32	-32	-32	-32	-32	-32
Orig	OP:	0	0									
	OT:	-26	-32	-32	-32	-32	-32	-32	-32	-32	-32	-32
Account Total for New installment agreements, IRS miscellaneous retained fees												
Pres 16	BA:	-180	-180	-180	-180	-180	-180	-180	-180	-180	-180	-180
Reest	OP:	0	0									
	OT:	-180	-180	-180	-180	-180	-180	-180	-180	-180	-180	-180
Mar 15	BA:	-180	-180	-180	-180	-180	-180	-180	-180	-180	-180	-180
Base	OP:	0	0									
	OT:	-180	-180	-180	-180	-180	-180	-180	-180	-180	-180	-180
Orig	BA:	-268	-265	-264	-264	-264	-264	-264	-264	-265	-264	-264
Pres	OP:	0	0									
	OT:	-268	-265	-264	-264	-264	-264	-264	-264	-265	-264	-264
Reest -	BA:	0	0	0	0	0	0	0	0	0	0	0
Mar15	OP:	0	0									
	OT:	0	0	0	0	0	0	0	0	0	0	0
Reest -	BA:	88	85	84	84	84	84	84	84	85	84	84
Orig	OP:	0	0									
	OT:	88	85	84	84	84	84	84	84	85	84	84



Sorted by FUNC, SFUN, TID, SUB
 (amounts in millions)

		2015	2016	2017	2018	2019	2020	2021	2022	2023	2024	2025
GENERAL GOVERNMENT (800)												
Restructured installment agreements, IRS miscellaneous retained fees												
020 9999 8 1 803 CB04 XX XX 20 0												
Offsetting Receipts												
Pres 16	BA:	-85	-85	-85	-85	-85	-85	-85	-85	-85	-85	-85
Reest	OP:	0	0									
	OT:	-85	-85	-85	-85	-85	-85	-85	-85	-85	-85	-85
Mar 15	BA:	-85	-85	-85	-85	-85	-85	-85	-85	-85	-85	-85
Base	OP:	0	0									
	OT:	-85	-85	-85	-85	-85	-85	-85	-85	-85	-85	-85
Orig	BA:	-57	-60	-60	-60	-60	-60	-60	-60	-60	-60	-60
Pres	OP:	0	0									
	OT:	-57	-60	-60	-60	-60	-60	-60	-60	-60	-60	-60
Reest -	BA:	0	0	0	0	0	0	0	0	0	0	0
Mar15	OP:	0	0									
	OT:	0	0	0	0	0	0	0	0	0	0	0
Reest -	BA:	-28	-25	-25	-25	-25	-25	-25	-25	-25	-25	-25
Orig	OP:	0	0									
	OT:	-28	-25	-25	-25	-25	-25	-25	-25	-25	-25	-25



Sorted by FUNC, SFUN, TID, SUB
 (amounts in millions)

	2015	2016	2017	2018	2019	2020	2021	2022	2023	2024	2025
GENERAL GOVERNMENT (800)											
Allowances											
Allowances											
Debt Collection Initiatives											
999 9080 0 1 803 EA02 99 99 10											
Proposed Legislation											
Pres 16 BA:	0	0	0	0	0	0	0	0	0	0	0
Reest OP:	0	0									
OT:	0	0	0	0	0	0	0	0	0	0	0
Mar 15 BA:	0	0	0	0	0	0	0	0	0	0	0
Base OP:	0	0									
OT:	0	0	0	0	0	0	0	0	0	0	0
Orig BA:	0	-32	-32	-32	-32	-32	-32	-32	-32	-32	-32
Pres OP:	0	0									
OT:	0	-32	-32	-32	-32	-32	-32	-32	-32	-32	-32
Reest - BA:	0	0	0	0	0	0	0	0	0	0	0
Mar15 OP:	0	0									
OT:	0	0	0	0	0	0	0	0	0	0	0
Reest - BA:	0	32	32	32	32	32	32	32	32	32	32
Orig OP:	0	0									
OT:	0	32	32	32	32	32	32	32	32	32	32



Sorted by FUNC, SFUN, TID, SUB
 (amounts in millions)

		2015	2016	2017	2018	2019	2020	2021	2022	2023	2024	2025
GENERAL GOVERNMENT (800)												
999 9080 0 1 803 EA03 99 99 10												
Proposed Legislation												
Pres 16	BA:	0	0	0	0	0	0	0	0	0	0	0
Reest	OP:	0	0									
	OT:	0	0	0	0	0	0	0	0	0	0	0
Mar 15	BA:	0	0	0	0	0	0	0	0	0	0	0
Base	OP:	0	0									
	OT:	0	0	0	0	0	0	0	0	0	0	0
Orig	BA:	0	-12	-12	-12	-12	-12	-12	-12	-12	-12	-12
Pres	OP:	0	0									
	OT:	0	-12	-12	-12	-12	-12	-12	-12	-12	-12	-12
Reest -	BA:	0	0	0	0	0	0	0	0	0	0	0
Mar15	OP:	0	0									
	OT:	0	0	0	0	0	0	0	0	0	0	0
Reest -	BA:	0	12	12	12	12	12	12	12	12	12	12
Orig	OP:	0	0									
	OT:	0	12	12	12	12	12	12	12	12	12	12
Account Total for Debt Collection Initiatives												
Pres 16	BA:	0	0	0	0	0	0	0	0	0	0	0
Reest	OP:	0	0									
	OT:	0	0	0	0	0	0	0	0	0	0	0
Mar 15	BA:	0	0	0	0	0	0	0	0	0	0	0
Base	OP:	0	0									
	OT:	0	0	0	0	0	0	0	0	0	0	0
Orig	BA:	0	-44	-44	-44	-44	-44	-44	-44	-44	-44	-44
Pres	OP:	0	0									
	OT:	0	-44	-44	-44	-44	-44	-44	-44	-44	-44	-44
Reest -	BA:	0	0	0	0	0	0	0	0	0	0	0
Mar15	OP:	0	0									
	OT:	0	0	0	0	0	0	0	0	0	0	0
Reest -	BA:	0	44	44	44	44	44	44	44	44	44	44
Orig	OP:	0	0									
	OT:	0	44	44	44	44	44	44	44	44	44	44



Sorted by FUNC, SFUN, TID, SUB
 (amounts in millions)

		2015	2016	2017	2018	2019	2020	2021	2022	2023	2024	2025
GENERAL GOVERNMENT (800)												
Subfunction Total for 803 Central fiscal operations (803)												
Pres 16	BA:	11,229	13,151	13,975	14,584	15,169	15,770	16,140	16,509	16,893	17,282	17,682
Reest	OP:	1,794	1,772									
	OT:	11,205	12,693	13,738	14,394	14,982	15,579	15,984	16,352	16,732	17,118	17,514
Mar 15	BA:	11,229	11,575	11,984	12,436	12,904	13,384	13,875	14,386	14,906	15,435	15,982
Base	OP:	1,794	1,772									
	OT:	11,205	11,468	11,928	12,318	12,769	13,244	13,732	14,238	14,754	15,279	15,823
Orig	BA:	11,774	13,646	14,165	14,773	15,360	15,966	16,335	16,704	17,094	17,453	17,822
Pres	OP:	2,147	2,199									
	OT:	11,264	12,888	13,514	14,117	14,576	15,400	15,838	16,286	16,803	17,541	18,580
Reest -	BA:	0	1,576	1,991	2,148	2,265	2,386	2,265	2,123	1,987	1,847	1,700
Mar15	OP:	0	0									
	OT:	0	1,225	1,810	2,076	2,213	2,335	2,252	2,114	1,978	1,839	1,691
Reest -	BA:	-545	-495	-190	-189	-191	-196	-195	-195	-201	-171	-140
Orig	OP:	-353	-427									
	OT:	-59	-195	224	277	406	179	146	66	-71	-423	-1,066



Sorted by FUNC, SFUN, TID, SUB
(amounts in millions)

	2015	2016	2017	2018	2019	2020	2021	2022	2023	2024	2025
GENERAL GOVERNMENT (800)											



Sorted by FUNC, SFUN, TID, SUB
 (amounts in millions)

		2015	2016	2017	2018	2019	2020	2021	2022	2023	2024	2025
GENERAL GOVERNMENT (800)												
General property and records management (804)												
General Services Administration												
General Activities												
Office of Inspector General												
047 0108 0 1 804 AA01 FS FS 03 0												
Appropriation												
Pres 16	BA:	65	68	69	71	71	72	74	75	77	78	80
Reest	OP:	5	5									
	OT:	65	68	69	71	71	72	74	75	77	78	80
Mar 15	BA:	65	67	69	72	75	77	80	83	86	89	92
Base	OP:	5	5									
	OT:	65	67	69	72	75	77	80	83	86	89	92
Orig	BA:	65	68	69	71	71	72	74	75	77	78	80
Pres	OP:	8	11									
	OT:	62	67	69	71	71	72	73	75	77	78	79
Reest -	BA:	0	1	0	-1	-4	-5	-6	-8	-9	-11	-12
Mar15	OP:	0	0									
	OT:	0	1	0	-1	-4	-5	-6	-8	-9	-11	-12
Reest -	BA:	0	0	0	0	0	0	0	0	0	0	0
Orig	OP:	-3	-6									
	OT:	3	1	0	0	0	0	1	0	0	0	1



Sorted by FUNC, SFUN, TID, SUB
 (amounts in millions)

		2015	2016	2017	2018	2019	2020	2021	2022	2023	2024	2025
GENERAL GOVERNMENT (800)												
Operating Expenses												
047 0110 0 1 804 AA01 FS FS 03 0												
Appropriation												
Pres 16	BA:	61	62	63	65	65	66	67	68	70	71	73
Reest	OP:	10	10									
	OT:	60	61	62	64	64	65	66	67	69	70	72
Mar 15	BA:	61	63	65	67	70	72	75	77	80	83	85
Base	OP:	10	10									
	OT:	60	62	64	66	69	71	74	76	79	82	84
Orig	BA:	61	62	63	65	65	66	67	68	70	71	73
Pres	OP:	9	10									
	OT:	60	61	63	65	65	66	67	67	70	71	73
Reest -	BA:	0	-1	-2	-2	-5	-6	-8	-9	-10	-12	-12
Mar15	OP:	0	0									
	OT:	0	-1	-2	-2	-5	-6	-8	-9	-10	-12	-12
Reest -	BA:	0	0	0	0	0	0	0	0	0	0	0
Orig	OP:	1	0									
	OT:	0	0	-1	-1	-1	-1	-1	0	-1	-1	-1



Sorted by FUNC, SFUN, TID, SUB
 (amounts in millions)

		2015	2016	2017	2018	2019	2020	2021	2022	2023	2024	2025
GENERAL GOVERNMENT (800)												
Office of Policy and Oversight												
Policy and operations												
047 0255 0 1 804 IA01 FS FS 03 A												
Rescission												
Pres 16	BA:	0	0	0	0	0	0	0	0	0	0	0
Reest	OP:	-1	0									
	OT:	-1	0	0	0	0	0	0	0	0	0	0
Mar 15	BA:	0	0	0	0	0	0	0	0	0	0	0
Base	OP:	-1	0									
	OT:	-1	0	0	0	0	0	0	0	0	0	0
Orig	BA:	0	0	0	0	0	0	0	0	0	0	0
Pres	OP:	0	0									
	OT:	0	0	0	0	0	0	0	0	0	0	0
Reest -	BA:	0	0	0	0	0	0	0	0	0	0	0
Mar15	OP:	0	0									
	OT:	0	0	0	0	0	0	0	0	0	0	0
Reest -	BA:	0	0	0	0	0	0	0	0	0	0	0
Orig	OP:	-1	0									
	OT:	-1	0	0	0	0	0	0	0	0	0	0



Sorted by FUNC, SFUN, TID, SUB
 (amounts in millions)

		2015	2016	2017	2018	2019	2020	2021	2022	2023	2024	2025
GENERAL GOVERNMENT (800)												
General Activities												
Government-wide Policy												
047 0401 0 1 804 AA01 FS FS 03 0												
Appropriation												
Pres 16	BA:	58	62	63	64	65	65	67	68	70	72	73
Reest	OP:	10	10									
	OT:	58	61	62	63	64	64	66	67	69	71	72
Mar 15	BA:	58	59	61	63	64	66	68	70	72	74	76
Base	OP:	10	10									
	OT:	58	58	60	62	63	65	67	69	71	73	75
Orig	BA:	58	62	63	64	65	65	67	68	70	72	73
Pres	OP:	28	26									
	OT:	64	55	60	64	64	65	65	66	69	71	73
Reest -	BA:	0	3	2	1	1	-1	-1	-2	-2	-2	-3
Mar15	OP:	0	0									
	OT:	0	3	2	1	1	-1	-1	-2	-2	-2	-3
Reest -	BA:	0	0	0	0	0	0	0	0	0	0	0
Orig	OP:	-18	-16									
	OT:	-6	6	2	-1	0	-1	1	1	0	0	-1



Sorted by FUNC, SFUN, TID, SUB
 (amounts in millions)

		2015	2016	2017	2018	2019	2020	2021	2022	2023	2024	2025
GENERAL GOVERNMENT (800)												
Electronic government (E-GOV) fund												
047 0600 0 1 804 AA01 FS FS 03 0												
Appropriation												
Pres 16	BA:	0	0	0	0	0	0	0	0	0	0	0
Reest	OP:	11	4									
	OT:	11	4	1	0	0	0	0	0	0	0	0
Mar 15	BA:	0	0	0	0	0	0	0	0	0	0	0
Base	OP:	11	4									
	OT:	11	4	1	0	0	0	0	0	0	0	0
Orig	BA:	0	0	0	0	0	0	0	0	0	0	0
Pres	OP:	6	0									
	OT:	6	0	0	0	0	0	0	0	0	0	0
Reest -	BA:	0	0	0	0	0	0	0	0	0	0	0
Mar15	OP:	0	0									
	OT:	0	0	0	0	0	0	0	0	0	0	0
Reest -	BA:	0	0	0	0	0	0	0	0	0	0	0
Orig	OP:	5	4									
	OT:	5	4	1	0	0	0	0	0	0	0	0



Sorted by FUNC, SFUN, TID, SUB
 (amounts in millions)

		2015	2016	2017	2018	2019	2020	2021	2022	2023	2024	2025
GENERAL GOVERNMENT (800)												
Supply and Technology Activities												
Acquisition services fund												
047 4534 0 4 804 BE01 32 82 10												
Intragovernmental Fund												
Pres 16	BA:	0	0	0	0	0	0	0	0	0	0	0
Reest	OP:	0	0									
	OT:	0	0	0	0	0	0	0	0	0	0	0
Mar 15	BA:	0	0	0	0	0	0	0	0	0	0	0
Base	OP:	0	0									
	OT:	0	0	0	0	0	0	0	0	0	0	0
Orig	BA:	0	0	0	0	0	0	0	0	0	0	0
Pres	OP:	3,821	3,884									
	OT:	0	0	0	0	0	-1	0	0	0	0	0
Reest -	BA:	0	0	0	0	0	0	0	0	0	0	0
Mar15	OP:	0	0									
	OT:	0	0	0	0	0	0	0	0	0	0	0
Reest -	BA:	0	0	0	0	0	0	0	0	0	0	0
Orig	OP:	-3,821	-3,884									
	OT:	0	0	0	0	0	1	0	0	0	0	0



Sorted by FUNC, SFUN, TID, SUB
 (amounts in millions)

		2015	2016	2017	2018	2019	2020	2021	2022	2023	2024	2025
GENERAL GOVERNMENT (800)												
General Activities												
Working capital fund												
047 4540 0 4 804 AA01 FS FS 03												
Appropriation												
Pres 16	BA:	0	0	0	0	0	0	0	0	0	0	0
Reest	OP:	0	0									
	OT:	0	0	0	0	0	0	0	0	0	0	0
Mar 15	BA:	0	0	0	0	0	0	0	0	0	0	0
Base	OP:	0	0									
	OT:	0	0	0	0	0	0	0	0	0	0	0
Orig	BA:	0	0	0	0	0	0	0	0	0	0	0
Pres	OP:	172	154									
	OT:	64	49	30	-2	-1	-1	-3	-2	-2	-2	-3
Reest -	BA:	0	0	0	0	0	0	0	0	0	0	0
Mar15	OP:	0	0									
	OT:	0	0	0	0	0	0	0	0	0	0	0
Reest -	BA:	0	0	0	0	0	0	0	0	0	0	0
Orig	OP:	-172	-154									
	OT:	-64	-49	-30	2	1	1	3	2	2	2	3



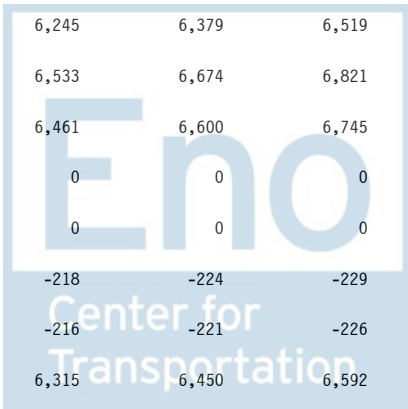
Sorted by FUNC, SFUN, TID, SUB
 (amounts in millions)

		2015	2016	2017	2018	2019	2020	2021	2022	2023	2024	2025
GENERAL GOVERNMENT (800)												
Real Property Activities												
Federal buildings fund												
047 4542 0 4 804 AA01 FS FS 03 0 X												
Appropriation												
Pres 16	BA:	-9,917	-9,808	-9,948	-10,164	-10,381	-10,607	-10,834	-11,071	-11,309	-11,557	-11,805
Reest	OP:	0	0									
	OT:	-9,917	-9,808	-9,948	-10,164	-10,381	-10,607	-10,834	-11,071	-11,309	-11,557	-11,805
Mar 15	BA:	-9,917	-10,080	-10,272	-10,495	-10,720	-10,955	-11,190	-11,435	-11,682	-11,938	-12,195
Base	OP:	0	0									
	OT:	-9,917	-10,080	-10,272	-10,495	-10,720	-10,955	-11,190	-11,435	-11,682	-11,938	-12,195
Orig	BA:	-679	564	0	-1	-1	1	0	-1	-1	-1	0
Pres	OP:	2,287	2,371									
	OT:	-1,605	-918	-328	-698	-142	-107	-82	-199	-220	-227	-230
Reest -	BA:	0	272	324	331	339	348	356	364	373	381	390
Mar15	OP:	0	0									
	OT:	0	272	324	331	339	348	356	364	373	381	390
Reest -	BA:	-9,238	-10,372	-9,948	-10,163	-10,380	-10,608	-10,834	-11,070	-11,308	-11,556	-11,805
Orig	OP:	-2,287	-2,371									
	OT:	-8,312	-8,890	-9,620	-9,466	-10,239	-10,500	-10,752	-10,872	-11,089	-11,330	-11,575



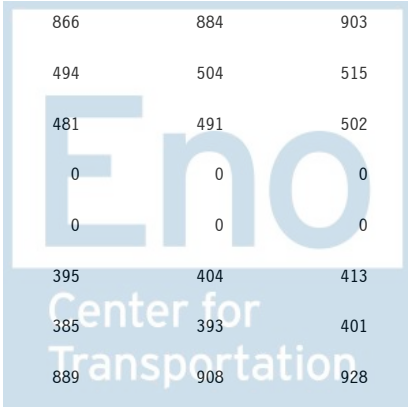
Sorted by FUNC, SFUN, TID, SUB
 (amounts in millions)

		2015	2016	2017	2018	2019	2020	2021	2022	2023	2024	2025
GENERAL GOVERNMENT (800)												
047 4542 0 4 804 AA02 FS FS 03 0												
Appropriation												
construction												
Pres 16	BA:	510	1,258	738	754	770	787	804	821	839	857	876
Reest	OP:	185	202									
	OT:	200	240	395	613	768	810	748	748	747	764	780
Mar 15	BA:	510	518	528	540	551	563	575	588	601	614	627
Base	OP:	185	202									
	OT:	200	218	329	442	480	502	513	524	535	546	558
Orig	BA:	0	0	0	0	0	0	0	0	0	0	0
Pres	OP:	0	0									
	OT:	0	0	0	0	0	0	0	0	0	0	0
Reest -	BA:	0	740	210	214	219	224	229	233	238	243	249
Mar15	OP:	0	0									
	OT:	0	22	66	171	288	308	235	224	212	218	222
Reest -	BA:	510	1,258	738	754	770	787	804	821	839	857	876
Orig	OP:	185	202									
	OT:	200	240	395	613	768	810	748	748	747	764	780
047 4542 0 4 804 AA03 FS FS 03 0												
Appropriation												
ROS												
Pres 16	BA:	5,666	5,579	5,674	5,797	5,921	6,050	6,179	6,315	6,450	6,592	6,733
Reest	OP:	300	403									
	OT:	5,626	5,647	5,663	5,763	5,861	5,983	6,111	6,245	6,379	6,519	6,659
Mar 15	BA:	5,666	5,759	5,869	5,997	6,125	6,259	6,393	6,533	6,674	6,821	6,968
Base	OP:	300	403									
	OT:	5,626	5,816	5,855	5,961	6,062	6,190	6,322	6,461	6,600	6,745	6,891
Orig	BA:	0	0	0	0	0	0	0	0	0	0	0
Pres	OP:	0	0									
	OT:	0	0	0	0	0	0	0	0	0	0	0
Reest -	BA:	0	-180	-195	-200	-204	-209	-214	-218	-224	-229	-235
Mar15	OP:	0	0									
	OT:	0	-169	-192	-198	-201	-207	-211	-216	-221	-226	-232
Reest -	BA:	5,666	5,579	5,674	5,797	5,921	6,050	6,179	6,315	6,450	6,592	6,733
Orig	OP:	300	403									
	OT:	5,626	5,647	5,663	5,763	5,861	5,983	6,111	6,245	6,379	6,519	6,659




Sorted by FUNC, SFUN, TID, SUB
 (amounts in millions)

		2015	2016	2017	2018	2019	2020	2021	2022	2023	2024	2025
GENERAL GOVERNMENT (800)												
047 4542 0 4 804 AA04 FS FS 03 0												
Appropriation												
Basic R&A												
Pres 16	BA:	390	314	375	383	391	400	408	417	426	436	445
Reest	OP:	320	298									
	OT:	613	534	560	581	389	398	406	415	424	434	443
Mar 15	BA:	390	396	404	413	422	431	440	450	459	469	480
Base	OP:	320	298									
	OT:	613	595	602	611	420	429	438	448	457	467	477
Orig	BA:	0	0	0	0	0	0	0	0	0	0	0
Pres	OP:	0	0									
	OT:	0	0	0	0	0	0	0	0	0	0	0
Reest -	BA:	0	-82	-29	-30	-31	-31	-32	-33	-33	-33	-35
Mar15	OP:	0	0									
	OT:	0	-61	-42	-30	-31	-31	-32	-33	-33	-33	-34
Reest -	BA:	390	314	375	383	391	400	408	417	426	436	445
Orig	OP:	320	298									
	OT:	613	534	560	581	389	398	406	415	424	434	443
047 4542 0 4 804 AA05 FS FS 03 0												
Appropriation												
Major R&A												
Pres 16	BA:	428	933	799	816	834	852	870	889	908	928	948
Reest	OP:	390	377									
	OT:	454	517	789	791	827	830	848	866	884	903	923
Mar 15	BA:	428	435	443	453	463	473	483	494	504	515	526
Base	OP:	390	377									
	OT:	454	442	461	441	451	461	471	481	491	502	512
Orig	BA:	0	0	0	0	0	0	0	0	0	0	0
Pres	OP:	0	0									
	OT:	0	0	0	0	0	0	0	0	0	0	0
Reest -	BA:	0	498	356	363	371	379	387	395	404	413	422
Mar15	OP:	0	0									
	OT:	0	75	328	350	376	369	377	385	393	401	411
Reest -	BA:	428	933	799	816	834	852	870	889	908	928	948
Orig	OP:	390	377									
	OT:	454	517	789	791	827	830	848	866	884	903	923



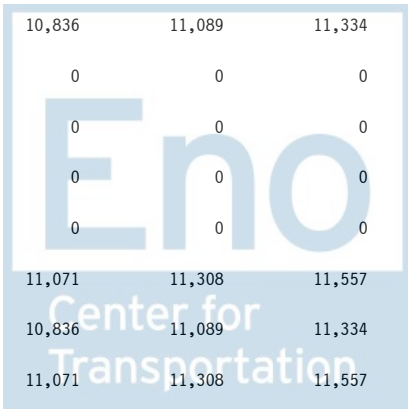
Sorted by FUNC, SFUN, TID, SUB
 (amounts in millions)

		2015	2016	2017	2018	2019	2020	2021	2022	2023	2024	2025
GENERAL GOVERNMENT (800)												
047 4542 0 4 804 AA06 FS FS 03 0												
Appropriation												
Bldg. Ops.												
Pres 16	BA:	2,244	2,288	2,362	2,413	2,465	2,519	2,572	2,629	2,685	2,744	2,803
Reest	OP:	226	187									
	OT:	2,335	2,338	2,375	2,386	2,438	2,491	2,544	2,600	2,655	2,714	2,772
Mar 15	BA:	2,244	2,281	2,324	2,375	2,426	2,479	2,532	2,588	2,643	2,701	2,759
Base	OP:	226	187									
	OT:	2,335	2,331	2,339	2,349	2,399	2,452	2,504	2,559	2,614	2,671	2,729
Orig	BA:	0	0	0	0	0	0	0	0	0	0	0
Pres	OP:	0	0									
	OT:	0	0	0	0	0	0	0	0	0	0	0
Reest -	BA:	0	7	38	38	39	40	40	41	42	43	44
Mar15	OP:	0	0									
	OT:	0	7	36	37	39	39	40	41	41	43	43
Reest -	BA:	2,244	2,288	2,362	2,413	2,465	2,519	2,572	2,629	2,685	2,744	2,803
Orig	OP:	226	187									
	OT:	2,335	2,338	2,375	2,386	2,438	2,491	2,544	2,600	2,655	2,714	2,772
047 4542 0 4 804 AA09 FS FS 03 0												
Appropriation												
Pres 16	BA:	0	0	0	0	0	0	0	0	0	0	0
Reest	OP:	39	14									
	OT:	39	14	7	0	0	0	0	0	0	0	0
Mar 15	BA:	0	0	0	0	0	0	0	0	0	0	0
Base	OP:	39	14									
	OT:	39	14	7	0	0	0	0	0	0	0	0
Orig	BA:	0	0	0	0	0	0	0	0	0	0	0
Pres	OP:	0	0									
	OT:	0	0	0	0	0	0	0	0	0	0	0
Reest -	BA:	0	0	0	0	0	0	0	0	0	0	0
Mar15	OP:	0	0									
	OT:	0	0	0	0	0	0	0	0	0	0	0
Reest -	BA:	0	0	0	0	0	0	0	0	0	0	0
Orig	OP:	39	14									
	OT:	39	14	7	0	0	0	0	0	0	0	0




Sorted by FUNC, SFUN, TID, SUB
 (amounts in millions)

		2015	2016	2017	2018	2019	2020	2021	2022	2023	2024	2025
GENERAL GOVERNMENT (800)												
047 4542 0 4 804 AA10 FS FS 03												
Appropriation												
receipts for proposed spending for 2017-2025 funded through advance appropriatio												
Pres 16	BA:	0	0	-9,948	-10,163	-10,381	-10,608	-10,833	-11,071	-11,308	-11,557	-11,805
Reest	OP:	0	0									
	OT:	0	0	-7,984	-9,144	-9,648	-10,159	-10,553	-10,836	-11,089	-11,334	-11,577
Mar 15	BA:	0	0	0	0	0	0	0	0	0	0	0
Base	OP:	0	0									
	OT:	0	0	0	0	0	0	0	0	0	0	0
Orig	BA:	0	0	0	0	0	0	0	0	0	0	0
Pres	OP:	0	0									
	OT:	0	0	0	0	0	0	0	0	0	0	0
Reest -	BA:	0	0	-9,948	-10,163	-10,381	-10,608	-10,833	-11,071	-11,308	-11,557	-11,805
Mar15	OP:	0	0									
	OT:	0	0	-7,984	-9,144	-9,648	-10,159	-10,553	-10,836	-11,089	-11,334	-11,577
Reest -	BA:	0	0	-9,948	-10,163	-10,381	-10,608	-10,833	-11,071	-11,308	-11,557	-11,805
Orig	OP:	0	0									
	OT:	0	0	-7,984	-9,144	-9,648	-10,159	-10,553	-10,836	-11,089	-11,334	-11,577
047 4542 0 4 804 AD01 FS FS 03												
Advance Appropriation												
proposal for 2017-2025 to be funded through advance appropriations												
Pres 16	BA:	0	0	9,948	10,163	10,381	10,608	10,833	11,071	11,308	11,557	11,805
Reest	OP:	0	0									
	OT:	0	0	7,984	9,144	9,648	10,159	10,553	10,836	11,089	11,334	11,577
Mar 15	BA:	0	0	0	0	0	0	0	0	0	0	0
Base	OP:	0	0									
	OT:	0	0	0	0	0	0	0	0	0	0	0
Orig	BA:	0	0	0	0	0	0	0	0	0	0	0
Pres	OP:	0	0									
	OT:	0	0	0	0	0	0	0	0	0	0	0
Reest -	BA:	0	0	9,948	10,163	10,381	10,608	10,833	11,071	11,308	11,557	11,805
Mar15	OP:	0	0									
	OT:	0	0	7,984	9,144	9,648	10,159	10,553	10,836	11,089	11,334	11,577
Reest -	BA:	0	0	9,948	10,163	10,381	10,608	10,833	11,071	11,308	11,557	11,805
Orig	OP:	0	0									
	OT:	0	0	7,984	9,144	9,648	10,159	10,553	10,836	11,089	11,334	11,577




Sorted by FUNC, SFUN, TID, SUB
 (amounts in millions)

		2015	2016	2017	2018	2019	2020	2021	2022	2023	2024	2025
GENERAL GOVERNMENT (800)												
Account Total for Federal buildings fund												
Pres 16	BA:	-679	564	0	-1	0	1	-1	0	-1	0	0
Reest	OP:	1,460	1,481		-30	-98	-95	-177	-197	-220	-223	-228
	OT:	-650	-518	-159	-30	-98	-95	-177	-197	-220	-223	-228
Mar 15	BA:	-679	-691	-704	-717	-733	-750	-767	-782	-801	-818	-835
Base	OP:	1,460	1,481									
	OT:	-650	-664	-679	-691	-908	-921	-942	-962	-985	-1,007	-1,028
Orig	BA:	-679	564	0	-1	-1	1	0	-1	-1	-1	0
Pres	OP:	2,287	2,371									
	OT:	-1,605	-918	-328	-698	-142	-107	-82	-199	-220	-227	-230
Reest -	BA:	0	1,255	704	716	733	751	766	782	800	818	835
Mar15	OP:	0	0									
	OT:	0	146	520	661	810	826	765	765	765	784	800
Reest -	BA:	0	0	0	0	1	0	-1	1	0	1	0
Orig	OP:	-827	-890									
	OT:	955	400	169	668	44	12	-95	2	0	4	2
Federal Buildings Fund, Recovery Act												
047 4543 0 4 804 AA01 FS FS 03												
Appropriation												
Pres 16	BA:	0	0	0	0	0	0	0	0	0	0	0
Reest	OP:	0	0									
	OT:	0	0	0	0	0	0	0	0	0	0	0
Mar 15	BA:	0	0	0	0	0	0	0	0	0	0	0
Base	OP:	0	0									
	OT:	0	0	0	0	0	0	0	0	0	0	0
Orig	BA:	0	0	0	0	0	0	0	0	0	0	0
Pres	OP:	164	19									
	OT:	164	19	2	0	0	0	0	0	0	0	0
Reest -	BA:	0	0	0	0	0	0	0	0	0	0	0
Mar15	OP:	0	0									
	OT:	0	0	0	0	0	0	0	0	0	0	0
Reest -	BA:	0	0	0	0	0	0	0	0	0	0	0
Orig	OP:	-164	-19									
	OT:	-164	-19	-2	0	0	0	0	0	0	0	0




Sorted by FUNC, SFUN, TID, SUB
 (amounts in millions)

		2015	2016	2017	2018	2019	2020	2021	2022	2023	2024	2025
GENERAL GOVERNMENT (800)												
047 4543 0 4 804 DE01 FS FS 03 A STIM09												
Supplemental Emergency												
Pres 16	BA:	0	0	0	0	0	0	0	0	0	0	0
Reest	OP:	150	25									
	OT:	150	25	0	0	0	0	0	0	0	0	0
Mar 15	BA:	0	0	0	0	0	0	0	0	0	0	0
Base	OP:	150	25									
	OT:	150	25	0	0	0	0	0	0	0	0	0
Orig	BA:	0	0	0	0	0	0	0	0	0	0	0
Pres	OP:	0	0									
	OT:	0	0	0	0	0	0	0	0	0	0	0
Reest -	BA:	0	0	0	0	0	0	0	0	0	0	0
Mar15	OP:	0	0									
	OT:	0	0	0	0	0	0	0	0	0	0	0
Reest -	BA:	0	0	0	0	0	0	0	0	0	0	0
Orig	OP:	150	25									
	OT:	150	25	0	0	0	0	0	0	0	0	0
Account Total for Federal Buildings Fund, Recovery Act												
Pres 16	BA:	0	0	0	0	0	0	0	0	0	0	0
Reest	OP:	150	25									
	OT:	150	25	0	0	0	0	0	0	0	0	0
Mar 15	BA:	0	0	0	0	0	0	0	0	0	0	0
Base	OP:	150	25									
	OT:	150	25	0	0	0	0	0	0	0	0	0
Orig	BA:	0	0	0	0	0	0	0	0	0	0	0
Pres	OP:	164	19									
	OT:	164	19	2	0	0	0	0	0	0	0	0
Reest -	BA:	0	0	0	0	0	0	0	0	0	0	0
Mar15	OP:	0	0									
	OT:	0	0	0	0	0	0	0	0	0	0	0
Reest -	BA:	0	0	0	0	0	0	0	0	0	0	0
Orig	OP:	-14	6									
	OT:	-14	6	-2	0	0	0	0	0	0	0	0



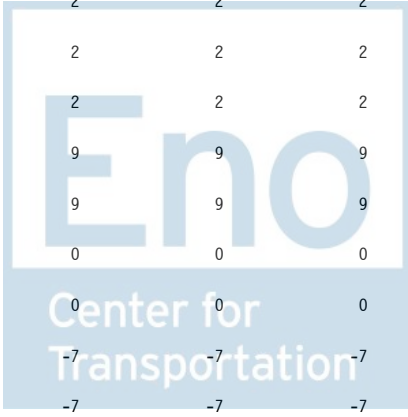
Sorted by FUNC, SFUN, TID, SUB
 (amounts in millions)

		2015	2016	2017	2018	2019	2020	2021	2022	2023	2024	2025
GENERAL GOVERNMENT (800)												
Supply and Technology Activities												
Expenses of transportation audit contracts and contract administ												
047 5250 0 2 804 BA01 32 82 10 0												
Federal Fund												
Pres 16	BA:	10	10	10	10	10	10	10	10	10	10	10
Reest	OP:	0	0									
	OT:	10	10	10	10	10	10	10	10	10	10	10
Mar 15	BA:	10	10	10	10	10	10	10	10	10	10	10
Base	OP:	0	0									
	OT:	10	10	10	10	10	10	10	10	10	10	10
Orig	BA:	12	13	12	12	12	12	12	12	12	12	12
Pres	OP:	4	2									
	OT:	10	10	9	9	9	9	8	8	8	8	8
Reest -	BA:	0	0	0	0	0	0	0	0	0	0	0
Mar15	OP:	0	0									
	OT:	0	0	0	0	0	0	0	0	0	0	0
Reest -	BA:	-2	-3	-2	-2	-2	-2	-2	-2	-2	-2	-2
Orig	OP:	-4	-2									
	OT:	0	0	1	1	1	1	2	2	2	2	2
047 5250 0 2 804 BS01 32 82 10 A												
Sequester												
Pres 16	BA:	-1	0	0	0	0	0	0	0	0	0	0
Reest	OP:	0	0									
	OT:	-1	0	0	0	0	0	0	0	0	0	0
Mar 15	BA:	-1	-1	0	0	0	0	0	0	0	0	0
Base	OP:	0	0									
	OT:	-1	-1	0	0	0	0	0	0	0	0	0
Orig	BA:	0	0	0	0	0	0	0	0	0	0	0
Pres	OP:	0	0									
	OT:	0	0	0	0	0	0	0	0	0	0	0
Reest -	BA:	0	1	0	0	0	0	0	0	0	0	0
Mar15	OP:	0	0									
	OT:	0	1	0	0	0	0	0	0	0	0	0
Reest -	BA:	-1	0	0	0	0	0	0	0	0	0	0
Orig	OP:	0	0									
	OT:	-1	0	0	0	0	0	0	0	0	0	0




Sorted by FUNC, SFUN, TID, SUB
 (amounts in millions)

		2015	2016	2017	2018	2019	2020	2021	2022	2023	2024	2025
GENERAL GOVERNMENT (800)												
Account Total for Expenses of transportation audit contracts and contract administ												
Pres 16	BA:	9	10	10	10	10	10	10	10	10	10	10
Reest	OP:	0	0									
	OT:	9	10	10	10	10	10	10	10	10	10	10
Mar 15	BA:	9	9	10	10	10	10	10	10	10	10	10
Base	OP:	0	0									
	OT:	9	9	10	10	10	10	10	10	10	10	10
Orig	BA:	12	13	12	12	12	12	12	12	12	12	12
Pres	OP:	4	2									
	OT:	10	10	9	9	9	9	8	8	8	8	8
Reest -	BA:	0	1	0	0	0	0	0	0	0	0	0
Mar15	OP:	0	0									
	OT:	0	1	0	0	0	0	0	0	0	0	0
Reest -	BA:	-3	-3	-2	-2	-2	-2	-2	-2	-2	-2	-2
Orig	OP:	-4	-2									
	OT:	-1	0	1	1	1	1	2	2	2	2	2
Real Property Activities												
Disposal of surplus real and related personal property												
047 5254 0 2 804 BA01 32 82 10 0												
Federal Fund												
Pres 16	BA:	2	2	2	2	2	2	2	2	2	2	2
Reest	OP:	0	0									
	OT:	2	2	2	2	2	2	2	2	2	2	2
Mar 15	BA:	2	2	2	2	2	2	2	2	2	2	2
Base	OP:	0	0									
	OT:	2	2	2	2	2	2	2	2	2	2	2
Orig	BA:	9	9	9	9	9	9	9	9	9	9	9
Pres	OP:	0	0									
	OT:	0	0	9	9	9	9	9	9	9	9	9
Reest -	BA:	0	0	0	0	0	0	0	0	0	0	0
Mar15	OP:	0	0									
	OT:	0	0	0	0	0	0	0	0	0	0	0
Reest -	BA:	-7	-7	-7	-7	-7	-7	-7	-7	-7	-7	-7
Orig	OP:	0	0									
	OT:	2	2	-7	-7	-7	-7	-7	-7	-7	-7	-7



Sorted by FUNC, SFUN, TID, SUB
 (amounts in millions)

		2015	2016	2017	2018	2019	2020	2021	2022	2023	2024	2025
GENERAL GOVERNMENT (800)												
047 5254 0 2 804 BS01 32 82 10 A												
Sequester												
Pres 16	BA:	-1	0	0	0	0	0	0	0	0	0	0
Reest	OP:	0	0									
	OT:	-1	0	0	0	0	0	0	0	0	0	0
Mar 15	BA:	-1	-1	0	0	0	0	0	0	0	0	0
Base	OP:	0	0									
	OT:	-1	-1	0	0	0	0	0	0	0	0	0
Orig	BA:	0	0	0	0	0	0	0	0	0	0	0
Pres	OP:	0	0									
	OT:	0	0	0	0	0	0	0	0	0	0	0
Reest -	BA:	0	1	0	0	0	0	0	0	0	0	0
Mar15	OP:	0	0									
	OT:	0	1	0	0	0	0	0	0	0	0	0
Reest -	BA:	-1	0	0	0	0	0	0	0	0	0	0
Orig	OP:	0	0									
	OT:	-1	0	0	0	0	0	0	0	0	0	0
Account Total for Disposal of surplus real and related personal property												
Pres 16	BA:	1	2	2	2	2	2	2	2	2	2	2
Reest	OP:	0	0									
	OT:	1	2	2	2	2	2	2	2	2	2	2
Mar 15	BA:	1	1	2	2	2	2	2	2	2	2	2
Base	OP:	0	0									
	OT:	1	1	2	2	2	2	2	2	2	2	2
Orig	BA:	9	9	9	9	9	9	9	9	9	9	9
Pres	OP:	0	0									
	OT:	0	0	9	9	9	9	9	9	9	9	9
Reest -	BA:	0	1	0	0	0	0	0	0	0	0	0
Mar15	OP:	0	0									
	OT:	0	1	0	0	0	0	0	0	0	0	0
Reest -	BA:	-8	-7	-7	-7	-7	-7	-7	-7	-7	-7	-7
Orig	OP:	0	0									
	OT:	1	2	-7	-7	-7	-7	-7	-7	-7	-7	-7




Sorted by FUNC, SFUN, TID, SUB
 (amounts in millions)

		2015	2016	2017	2018	2019	2020	2021	2022	2023	2024	2025
GENERAL GOVERNMENT (800)												
General Activities												
Acquisition workforce training fund												
047 5381 0 2 804 BA01 32 82 10 0												
Federal Fund												
Pres 16	BA:	8	8	8	8	9	9	9	9	9	10	10
Reest	OP:	0	0									
	OT:	8	8	8	8	9	9	9	9	9	10	10
Mar 15	BA:	8	8	8	8	9	9	9	9	9	10	10
Base	OP:	0	0									
	OT:	8	8	8	8	9	9	9	9	9	10	10
Orig	BA:	13	13	12	12	12	12	12	12	12	12	12
Pres	OP:	13	12									
	OT:	14	13	13	12	12	12	12	12	12	12	12
Reest -	BA:	0	0	0	0	0	0	0	0	0	0	0
Mar15	OP:	0	0									
	OT:	0	0	0	0	0	0	0	0	0	0	0
Reest -	BA:	-5	-5	-4	-4	-3	-3	-3	-3	-3	-2	-2
Orig	OP:	-13	-12									
	OT:	-6	-5	-5	-4	-3	-3	-3	-3	-3	-2	-2



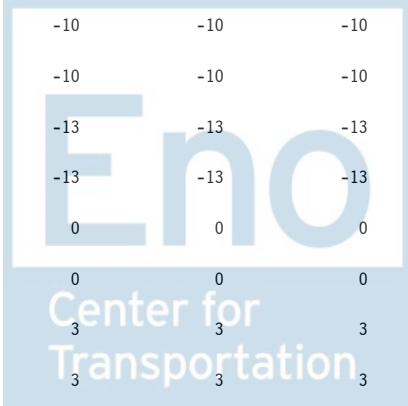
Sorted by FUNC, SFUN, TID, SUB
 (amounts in millions)

		2015	2016	2017	2018	2019	2020	2021	2022	2023	2024	2025
GENERAL GOVERNMENT (800)												
General Services Administration												
Offsetting receipts												
047 9990 8 1 804 CB01 XX XX 20 0												
Offsetting Receipts												
Pres 16	BA:	-20	-20	-20	-20	-20	-20	-20	-20	-20	-20	-20
Reest	OP:	0	0									
	OT:	-20	-20	-20	-20	-20	-20	-20	-20	-20	-20	-20
Mar 15	BA:	-20	-20	-20	-20	-20	-20	-20	-20	-20	-20	-20
Base	OP:	0	0									
	OT:	-20	-20	-20	-20	-20	-20	-20	-20	-20	-20	-20
Orig	BA:	-13	-13	-13	-13	-13	-13	-13	-13	-13	-13	-13
Pres	OP:	0	0									
	OT:	-13	-13	-13	-13	-13	-13	-13	-13	-13	-13	-13
Reest -	BA:	0	0	0	0	0	0	0	0	0	0	0
Mar15	OP:	0	0									
	OT:	0	0	0	0	0	0	0	0	0	0	0
Reest -	BA:	-7	-7	-7	-7	-7	-7	-7	-7	-7	-7	-7
Orig	OP:	0	0									
	OT:	-7	-7	-7	-7	-7	-7	-7	-7	-7	-7	-7
047 9990 8 1 804 CB06 XX XX 20												
Offsetting Receipts												
Pres 16	BA:	0	0	0	0	0	0	0	0	0	0	0
Reest	OP:	0	0									
	OT:	0	0	0	0	0	0	0	0	0	0	0
Mar 15	BA:	0	0	0	0	0	0	0	0	0	0	0
Base	OP:	0	0									
	OT:	0	0	0	0	0	0	0	0	0	0	0
Orig	BA:	-15	-15	-15	-15	-15	-15	-15	-15	-15	-15	-15
Pres	OP:	0	0									
	OT:	-15	-15	-15	-15	-15	-15	-15	-15	-15	-15	-15
Reest -	BA:	0	0	0	0	0	0	0	0	0	0	0
Mar15	OP:	0	0									
	OT:	0	0	0	0	0	0	0	0	0	0	0
Reest -	BA:	15	15	15	15	15	15	15	15	15	15	15
Orig	OP:	0	0									
	OT:	15	15	15	15	15	15	15	15	15	15	15



Sorted by FUNC, SFUN, TID, SUB
 (amounts in millions)

		2015	2016	2017	2018	2019	2020	2021	2022	2023	2024	2025
GENERAL GOVERNMENT (800)												
Account Total for Offsetting receipts												
Pres 16	BA:	-20	-20	-20	-20	-20	-20	-20	-20	-20	-20	-20
Reest	OP:	0	0									
	OT:	-20	-20	-20	-20	-20	-20	-20	-20	-20	-20	-20
Mar 15	BA:	-20	-20	-20	-20	-20	-20	-20	-20	-20	-20	-20
Base	OP:	0	0									
	OT:	-20	-20	-20	-20	-20	-20	-20	-20	-20	-20	-20
Orig	BA:	-28	-28	-28	-28	-28	-28	-28	-28	-28	-28	-28
Pres	OP:	0	0									
	OT:	-28	-28	-28	-28	-28	-28	-28	-28	-28	-28	-28
Reest -	BA:	0	0	0	0	0	0	0	0	0	0	0
Mar15	OP:	0	0									
	OT:	0	0	0	0	0	0	0	0	0	0	0
Reest -	BA:	8	8	8	8	8	8	8	8	8	8	8
Orig	OP:	0	0									
	OT:	8	8	8	8	8	8	8	8	8	8	8
Recoveries of transportation charges, GSA 047 9991 8 1 804 CB01 XX XX 20 0												
Offsetting Receipts												
Pres 16	BA:	-10	-10	-10	-10	-10	-10	-10	-10	-10	-10	-10
Reest	OP:	0	0									
	OT:	-10	-10	-10	-10	-10	-10	-10	-10	-10	-10	-10
Mar 15	BA:	-10	-10	-10	-10	-10	-10	-10	-10	-10	-10	-10
Base	OP:	0	0									
	OT:	-10	-10	-10	-10	-10	-10	-10	-10	-10	-10	-10
Orig	BA:	-12	-13	-13	-13	-13	-13	-13	-13	-13	-13	-13
Pres	OP:	0	0									
	OT:	-12	-13	-13	-13	-13	-13	-13	-13	-13	-13	-13
Reest -	BA:	0	0	0	0	0	0	0	0	0	0	0
Mar15	OP:	0	0									
	OT:	0	0	0	0	0	0	0	0	0	0	0
Reest -	BA:	2	3	3	3	3	3	3	3	3	3	3
Orig	OP:	0	0									
	OT:	2	3	3	3	3	3	3	3	3	3	3



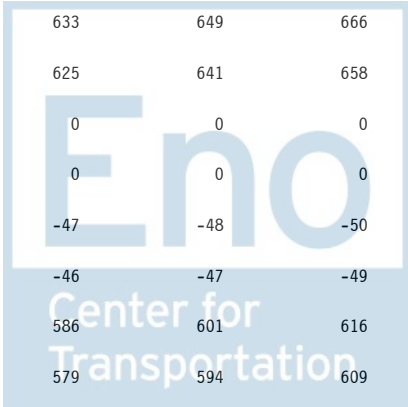
Sorted by FUNC, SFUN, TID, SUB
 (amounts in millions)

		2015	2016	2017	2018	2019	2020	2021	2022	2023	2024	2025
GENERAL GOVERNMENT (800)												
Department of Homeland Security												
National Protection and Programs Directorate												
Federal Protective Service												
070 0542 0 1 804 AA01 HS HS 03 0												
Appropriation												
Pres 16	BA:	798	940	962	987	1,013	1,040	1,066	1,094	1,123	1,152	1,181
Reest	OP:	55	56									
	OT:	789	921	949	975	1,001	1,027	1,053	1,081	1,109	1,138	1,167
Mar 15	BA:	798	815	834	856	878	901	925	949	974	999	1,025
Base	OP:	55	56									
	OT:	789	806	824	846	867	890	914	938	962	987	1,013
Orig	BA:	0	0	0	0	0	0	0	0	0	0	0
Pres	OP:	105	105									
	OT:	105	105	90	80	70	0	0	0	0	0	0
Reest -	BA:	0	125	128	131	135	139	141	145	149	153	156
Mar15	OP:	0	0									
	OT:	0	115	125	129	134	137	139	143	147	151	154
Reest -	BA:	798	940	962	987	1,013	1,040	1,066	1,094	1,123	1,152	1,181
Orig	OP:	-50	-49									
	OT:	684	816	859	895	931	1,027	1,053	1,081	1,109	1,138	1,167



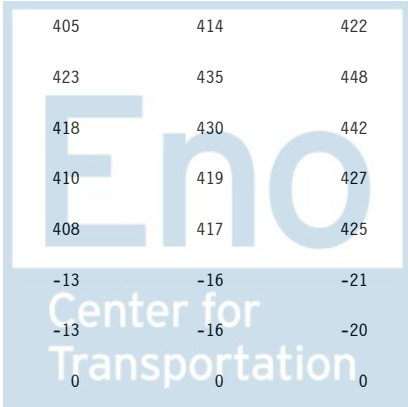
Sorted by FUNC, SFUN, TID, SUB
 (amounts in millions)

		2015	2016	2017	2018	2019	2020	2021	2022	2023	2024	2025
GENERAL GOVERNMENT (800)												
070 0542 0 1 804 AA02 HS HS 03 0												
Appropriation												
Pres 16	BA:	-1,330	-1,443	-1,477	-1,515	-1,555	-1,596	-1,637	-1,680	-1,723	-1,768	-1,814
Reest	OP:	0	0									
	OT:	-1,330	-1,443	-1,477	-1,515	-1,555	-1,596	-1,637	-1,680	-1,723	-1,768	-1,814
Mar 15	BA:	-1,330	-1,358	-1,390	-1,426	-1,464	-1,502	-1,541	-1,582	-1,623	-1,665	-1,708
Base	OP:	0	0									
	OT:	-1,330	-1,358	-1,390	-1,426	-1,464	-1,502	-1,541	-1,582	-1,623	-1,665	-1,708
Orig	BA:	0	0	0	0	0	0	0	0	0	0	0
Pres	OP:	0	0									
	OT:	0	0	0	0	0	0	0	0	0	0	0
Reest -	BA:	0	-85	-87	-89	-91	-94	-96	-98	-100	-103	-106
Mar15	OP:	0	0									
	OT:	0	-85	-87	-89	-91	-94	-96	-98	-100	-103	-106
Reest -	BA:	-1,330	-1,443	-1,477	-1,515	-1,555	-1,596	-1,637	-1,680	-1,723	-1,768	-1,814
Orig	OP:	0	0									
	OT:	-1,330	-1,443	-1,477	-1,515	-1,555	-1,596	-1,637	-1,680	-1,723	-1,768	-1,814
070 0542 0 1 804 AA03 HS HS 03 0												
Appropriation												
Pres 16	BA:	532	503	515	528	542	556	571	586	601	616	632
Reest	OP:	36	37									
	OT:	525	500	509	522	535	549	564	579	594	609	624
Mar 15	BA:	532	543	556	571	585	601	616	633	649	666	683
Base	OP:	36	37									
	OT:	525	537	549	564	578	594	609	625	641	658	675
Orig	BA:	0	0	0	0	0	0	0	0	0	0	0
Pres	OP:	0	0									
	OT:	0	0	0	0	0	0	0	0	0	0	0
Reest -	BA:	0	-40	-41	-43	-43	-45	-45	-47	-48	-50	-51
Mar15	OP:	0	0									
	OT:	0	-37	-40	-42	-43	-45	-45	-46	-47	-49	-51
Reest -	BA:	532	503	515	528	542	556	571	586	601	616	632
Orig	OP:	36	37									
	OT:	525	500	509	522	535	549	564	579	594	609	624




Sorted by FUNC, SFUN, TID, SUB
 (amounts in millions)

		2015	2016	2017	2018	2019	2020	2021	2022	2023	2024	2025
GENERAL GOVERNMENT (800)												
Account Total for Federal Protective Service												
Pres 16	BA:	0	0	0	0	0	0	0	0	1	0	-1
Reest	OP:	91	93		-18	-19	-20	-20	-20	-20	-21	-23
	OT:	-16	-22	-19	-18	-19	-20	-20	-20	-20	-21	-23
Mar 15	BA:	0	0	0	1	-1	0	0	0	0	0	0
Base	OP:	91	93		-16	-19	-18	-18	-19	-20	-20	-20
	OT:	-16	-15	-17	-16	-19	-18	-18	-19	-20	-20	-20
Orig	BA:	0	0	0	0	0	0	0	0	0	0	0
Pres	OP:	105	105		80	70	0	0	0	0	0	0
	OT:	105	105	90	80	70	0	0	0	0	0	0
Reest -	BA:	0	0	0	-1	1	0	0	0	1	0	-1
Mar15	OP:	0	0		-2	0	-2	-2	-1	0	-1	-3
	OT:	0	-7	-2	-2	0	-2	-2	-1	0	-1	-3
Reest -	BA:	0	0	0	0	0	0	0	0	1	0	-1
Orig	OP:	-14	-12		0	0	0	0	0	0	0	0
	OT:	-121	-127	-109	-98	-89	-20	-20	-20	-20	-21	-23
National Archives and Records Administration												
National Archives and Records Administration												
Operating expenses												
088 0300 0 1 804 AA01 FS FS 03 0												
Appropriation												
Pres 16	BA:	345	351	379	387	391	394	403	410	419	427	436
Reest	OP:	32	31		382	387	390	398	405	414	422	431
	OT:	343	347	373	382	387	390	398	405	414	422	431
Mar 15	BA:	345	354	364	375	386	398	410	423	435	448	462
Base	OP:	32	31		370	381	393	405	418	430	442	456
	OT:	343	350	359	370	381	393	405	418	430	442	456
Orig	BA:	345	351	379	387	391	394	403	410	419	427	436
Pres	OP:	93	68		385	389	393	400	408	417	425	434
	OT:	353	331	377	385	389	393	400	408	417	425	434
Reest -	BA:	0	-3	15	12	5	-4	-7	-13	-16	-21	-26
Mar15	OP:	0	0		12	6	-3	-7	-13	-16	-20	-25
	OT:	0	-3	14	12	6	-3	-7	-13	-16	-20	-25
Reest -	BA:	0	0	0	0	0	0	0	0	0	0	0
Orig	OP:	-61	-37		0	0	0	0	0	0	0	0
	OT:	-10	16	-4	-3	-2	-3	-2	-3	-3	-3	-3



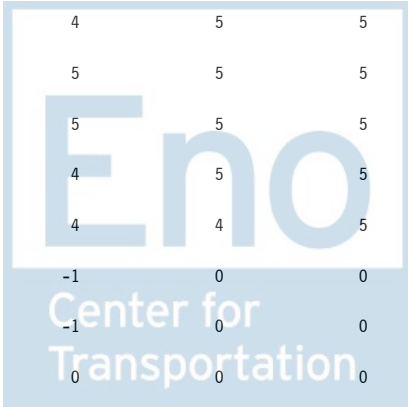
Sorted by FUNC, SFUN, TID, SUB
 (amounts in millions)

		2015	2016	2017	2018	2019	2020	2021	2022	2023	2024	2025
GENERAL GOVERNMENT (800)												
National Historical Publications and Records Commission												
088 0301 0 1 804 AA01 FS FS 03 0												
Appropriation												
Pres 16	BA:	5	5	5	5	5	5	5	6	6	6	6
Reest	OP:	3	3									
	OT:	5	5	5	5	5	5	5	5	6	6	6
Mar 15	BA:	5	5	5	5	5	5	6	6	6	6	6
Base	OP:	3	3									
	OT:	5	5	5	5	5	5	5	6	6	6	6
Orig	BA:	5	5	5	5	5	5	5	6	6	6	6
Pres	OP:	5	6									
	OT:	5	6	4	4	4	4	4	5	6	6	6
Reest -	BA:	0	0	0	0	0	0	-1	0	0	0	0
Mar15	OP:	0	0									
	OT:	0	0	0	0	0	0	0	-1	0	0	0
Reest -	BA:	0	0	0	0	0	0	0	0	0	0	0
Orig	OP:	-2	-3									
	OT:	0	-1	1	1	1	1	1	0	0	0	0
Repairs and restoration												
088 0302 0 1 804 AA01 FS FS 03 0												
Appropriation												
Pres 16	BA:	8	8	8	8	8	8	9	9	9	9	9
Reest	OP:	6	5									
	OT:	8	7	8	8	8	8	8	9	9	9	9
Mar 15	BA:	8	8	8	8	9	9	9	9	9	10	10
Base	OP:	6	5									
	OT:	8	7	8	8	8	9	9	9	9	10	10
Orig	BA:	8	8	8	8	8	8	9	9	9	9	9
Pres	OP:	6	3									
	OT:	12	9	8	8	8	8	8	9	9	9	9
Reest -	BA:	0	0	0	0	-1	-1	0	0	0	-1	-1
Mar15	OP:	0	0									
	OT:	0	0	0	0	0	-1	-1	0	0	0	-1
Reest -	BA:	0	0	0	0	0	0	0	0	0	0	0
Orig	OP:	0	2									
	OT:	-4	-2	0	0	0	0	0	0	0	0	0



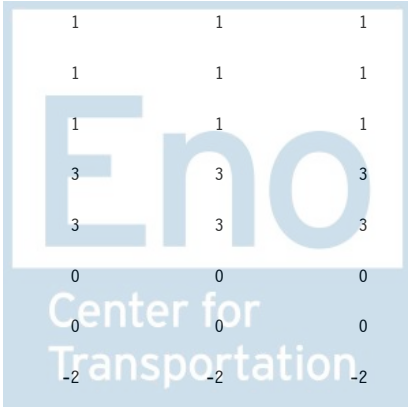
Sorted by FUNC, SFUN, TID, SUB
 (amounts in millions)

		2015	2016	2017	2018	2019	2020	2021	2022	2023	2024	2025
GENERAL GOVERNMENT (800)												
Electronic record archives												
088 0303 0 1 804 AA01 FS FS 03 A												
Appropriation												
Pres 16	BA:	0	0	0	0	0	0	0	0	0	0	0
Reest	OP:	-2	0									
	OT:	-2	0	0	0	0	0	0	0	0	0	0
Mar 15	BA:	0	0	0	0	0	0	0	0	0	0	0
Base	OP:	-2	0									
	OT:	-2	0	0	0	0	0	0	0	0	0	0
Orig	BA:	0	0	0	0	0	0	0	0	0	0	0
Pres	OP:	10	0									
	OT:	10	0	0	0	0	0	0	0	0	0	0
Reest -	BA:	0	0	0	0	0	0	0	0	0	0	0
Mar15	OP:	0	0									
	OT:	0	0	0	0	0	0	0	0	0	0	0
Reest -	BA:	0	0	0	0	0	0	0	0	0	0	0
Orig	OP:	-12	0									
	OT:	-12	0	0	0	0	0	0	0	0	0	0
Office of the Inspector General - NARA												
088 0305 0 1 804 AA01 FS FS 03 0												
Appropriation												
Pres 16	BA:	4	4	4	4	4	4	4	4	5	5	5
Reest	OP:	0	0									
	OT:	4	4	4	4	4	4	4	4	5	5	5
Mar 15	BA:	4	4	4	4	5	5	5	5	5	5	6
Base	OP:	0	0									
	OT:	4	4	4	4	5	5	5	5	5	5	6
Orig	BA:	4	4	4	4	4	4	4	4	5	5	5
Pres	OP:	0	0									
	OT:	4	4	4	4	4	4	4	4	4	5	5
Reest -	BA:	0	0	0	0	-1	-1	-1	-1	0	0	-1
Mar15	OP:	0	0									
	OT:	0	0	0	0	-1	-1	-1	-1	0	0	-1
Reest -	BA:	0	0	0	0	0	0	0	0	0	0	0
Orig	OP:	0	0									
	OT:	0	0	0	0	0	0	0	0	1	0	0



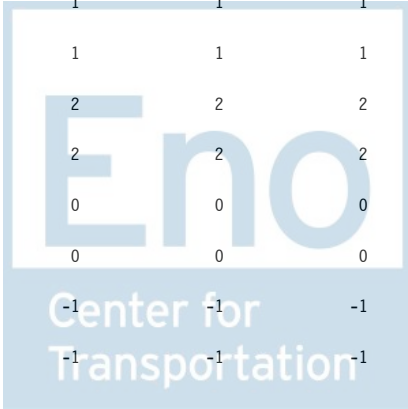
Sorted by FUNC, SFUN, TID, SUB
 (amounts in millions)

		2015	2016	2017	2018	2019	2020	2021	2022	2023	2024	2025
GENERAL GOVERNMENT (800)												
Records center revolving fund												
088 4578 0 4 804 AA01 FS FS 03												
Appropriation												
Pres 16	BA:	0	0	0	0	0	0	0	0	0	0	1
Reest	OP:	0	0									
	OT:	0	0	0	0	0	0	0	0	0	0	0
Mar 15	BA:	0	0	0	0	0	0	0	0	0	0	0
Base	OP:	0	0									
	OT:	0	0	0	0	0	0	0	0	0	0	0
Orig	BA:	0	0	0	0	0	0	0	0	0	0	1
Pres	OP:	24	24									
	OT:	0	0	0	-1	0	0	-1	0	-1	0	0
Reest -	BA:	0	0	0	0	0	0	0	0	0	0	1
Mar15	OP:	0	0									
	OT:	0	0	0	0	0	0	0	0	0	0	0
Reest -	BA:	0	0	0	0	0	0	0	0	0	0	0
Orig	OP:	-24	-24									
	OT:	0	0	0	1	0	0	1	0	1	0	0
National archives gift fund												
088 8127 0 7 804 BB01 32 82 10 0												
Trust Fund												
Pres 16	BA:	1	1	1	1	1	1	1	1	1	1	1
Reest	OP:	0	0									
	OT:	1	1	1	1	1	1	1	1	1	1	1
Mar 15	BA:	1	1	1	1	1	1	1	1	1	1	1
Base	OP:	0	0									
	OT:	1	1	1	1	1	1	1	1	1	1	1
Orig	BA:	3	3	3	3	3	3	3	3	3	3	3
Pres	OP:	2	1									
	OT:	4	3	3	3	3	3	3	3	3	3	3
Reest -	BA:	0	0	0	0	0	0	0	0	0	0	0
Mar15	OP:	0	0									
	OT:	0	0	0	0	0	0	0	0	0	0	0
Reest -	BA:	-2	-2	-2	-2	-2	-2	-2	-2	-2	-2	-2
Orig	OP:	-2	-1									
	OT:	-3	-2	-2	-2	-2	-2	-2	-2	-2	-2	-2




Sorted by FUNC, SFUN, TID, SUB
 (amounts in millions)

		2015	2016	2017	2018	2019	2020	2021	2022	2023	2024	2025
GENERAL GOVERNMENT (800)												
088 8127 0 7 804 CB01 XX XX 10												
Offsetting Receipts												
Pres 16	BA:	0	0	0	0	0	0	0	0	0	0	0
Reest	OP:	0	0									
	OT:	0	0	0	0	0	0	0	0	0	0	0
Mar 15	BA:	0	0	0	0	0	0	0	0	0	0	0
Base	OP:	0	0									
	OT:	0	0	0	0	0	0	0	0	0	0	0
Orig	BA:	-3	-3	-3	-3	-1	-1	-1	-1	-1	-1	-1
Pres	OP:	0	0									
	OT:	-3	-3	-3	-3	-1	-1	-1	-1	-1	-1	-1
Reest -	BA:	0	0	0	0	0	0	0	0	0	0	0
Mar15	OP:	0	0									
	OT:	0	0	0	0	0	0	0	0	0	0	0
Reest -	BA:	3	3	3	3	1	1	1	1	1	1	1
Orig	OP:	0	0									
	OT:	3	3	3	3	1	1	1	1	1	1	1
Account Total for National archives gift fund												
Pres 16	BA:	1	1	1	1	1	1	1	1	1	1	1
Reest	OP:	0	0									
	OT:	1	1	1	1	1	1	1	1	1	1	1
Mar 15	BA:	1	1	1	1	1	1	1	1	1	1	1
Base	OP:	0	0									
	OT:	1	1	1	1	1	1	1	1	1	1	1
Orig	BA:	0	0	0	0	2	2	2	2	2	2	2
Pres	OP:	2	1									
	OT:	1	0	0	0	2	2	2	2	2	2	2
Reest -	BA:	0	0	0	0	0	0	0	0	0	0	0
Mar15	OP:	0	0									
	OT:	0	0	0	0	0	0	0	0	0	0	0
Reest -	BA:	1	1	1	1	-1	-1	-1	-1	-1	-1	-1
Orig	OP:	-2	-1									
	OT:	0	1	1	1	-1	-1	-1	-1	-1	-1	-1



Sorted by FUNC, SFUN, TID, SUB
 (amounts in millions)

		2015	2016	2017	2018	2019	2020	2021	2022	2023	2024	2025
GENERAL GOVERNMENT (800)												
National archives trust fund												
088 8436 0 8 804 BC01 32 82 10												
Trust Revolving Fund												
Pres 16	BA:	0	0	0	0	0	0	0	0	0	0	0
Reest	OP:	0	0									
	OT:	0	0	0	0	0	0	0	0	0	0	0
Mar 15	BA:	0	0	0	0	0	0	0	0	0	0	0
Base	OP:	0	0									
	OT:	0	0	0	0	0	0	0	0	0	0	0
Orig	BA:	0	0	0	0	0	0	0	0	0	0	0
Pres	OP:	4	3									
	OT:	0	0	1	0	0	0	0	0	0	0	0
Reest -	BA:	0	0	0	0	0	0	0	0	0	0	0
Mar15	OP:	0	0									
	OT:	0	0	0	0	0	0	0	0	0	0	0
Reest -	BA:	0	0	0	0	0	0	0	0	0	0	0
Orig	OP:	-4	-3									
	OT:	0	0	-1	0	0	0	0	0	0	0	0
Proceeds from non-Federal securities not immediately reinvested												
088 9990 8 7 804 CB01 XX XX 20												
Offsetting Receipts												
Pres 16	BA:	0	0	0	0	0	0	0	0	0	0	0
Reest	OP:	0	0									
	OT:	0	0	0	0	0	0	0	0	0	0	0
Mar 15	BA:	0	0	0	0	0	0	0	0	0	0	0
Base	OP:	0	0									
	OT:	0	0	0	0	0	0	0	0	0	0	0
Orig	BA:	-1	-1	-1	-1	-1	-1	-1	-1	-1	-1	-1
Pres	OP:	0	0									
	OT:	-1	-1	-1	-1	-1	-1	-1	-1	-1	-1	-1
Reest -	BA:	0	0	0	0	0	0	0	0	0	0	0
Mar15	OP:	0	0									
	OT:	0	0	0	0	0	0	0	0	0	0	0
Reest -	BA:	1	1	1	1	1	1	1	1	1	1	1
Orig	OP:	0	0									
	OT:	1	1	1	1	1	1	1	1	1	1	1



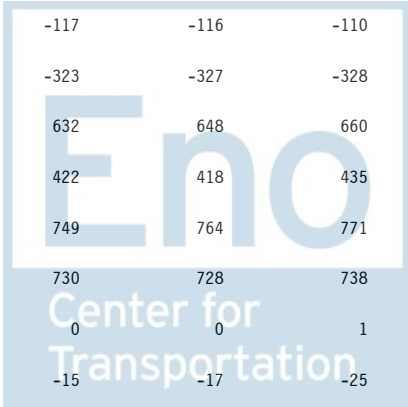
Sorted by FUNC, SFUN, TID, SUB
 (amounts in millions)

		2015	2016	2017	2018	2019	2020	2021	2022	2023	2024	2025
GENERAL GOVERNMENT (800)												
Civilian Property Realignment Board												
Civilian Property Realignment Board												
Salaries and Expenses												
582 3753 0 1 804 EA01 48 76 10												
Proposed Legislation												
Pres 16	BA:	0	17	17	0	0	0	0	0	0	0	0
Reest	OP:	0	0									
	OT:	0	15	17	2	0	0	0	0	0	0	0
Mar 15	BA:	0	0	0	0	0	0	0	0	0	0	0
Base	OP:	0	0									
	OT:	0	0	0	0	0	0	0	0	0	0	0
Orig	BA:	0	17	17	0	0	0	0	0	0	0	0
Pres	OP:	0	0									
	OT:	0	17	17	0	0	0	0	0	0	0	0
Reest -	BA:	0	17	17	0	0	0	0	0	0	0	0
Mar15	OP:	0	0									
	OT:	0	15	17	2	0	0	0	0	0	0	0
Reest -	BA:	0	0	0	0	0	0	0	0	0	0	0
Orig	OP:	0	0									
	OT:	0	-2	0	2	0	0	0	0	0	0	0



Sorted by FUNC, SFUN, TID, SUB
 (amounts in millions)

		2015	2016	2017	2018	2019	2020	2021	2022	2023	2024	2025
GENERAL GOVERNMENT (800)												
Asset Proceeds and Space Management Fund												
582 4350 0 3 804 EA01 48 76 10												
Proposed Legislation												
Pres 16	BA:	0	40	40	0	0	0	0	0	0	0	0
Reest	OP:	0	0									
	OT:	0	33	39	7	1	0	0	0	0	0	0
Mar 15	BA:	0	0	0	0	0	0	0	0	0	0	0
Base	OP:	0	0									
	OT:	0	0	0	0	0	0	0	0	0	0	0
Orig	BA:	0	40	40	0	0	0	0	0	0	0	0
Pres	OP:	0	0									
	OT:	0	16	40	-6	-45	55	10	0	0	10	-10
Reest -	BA:	0	40	40	0	0	0	0	0	0	0	0
Mar15	OP:	0	0									
	OT:	0	33	39	7	1	0	0	0	0	0	0
Reest -	BA:	0	0	0	0	0	0	0	0	0	0	0
Orig	OP:	0	0									
	OT:	0	17	-1	13	46	-55	-10	0	0	-10	10
Subfunction Total for 804 General property and records management (804)												
Pres 16	BA:	-144	1,172	639	594	601	607	620	632	648	661	675
Reest	OP:	1,775	1,667									
	OT:	24	81	453	549	479	485	416	407	401	410	417
Mar 15	BA:	-144	-142	-137	-131	-128	-126	-122	-117	-116	-110	-105
Base	OP:	1,775	1,667									
	OT:	24	-108	-135	-129	-329	-322	-323	-323	-327	-328	-326
Orig	BA:	-140	1,174	639	594	601	608	622	632	648	660	676
Pres	OP:	6,761	6,699						422	418	435	425
	OT:	-712	-198	426	-38	477	548	534	422	418	435	425
Reest -	BA:	0	1,314	776	725	729	733	742	749	764	771	780
Mar15	OP:	0	0									
	OT:	0	189	588	678	808	807	739	730	728	738	743
Reest -	BA:	-4	-2	0	0	0	-1	-2	0	0	1	-1
Orig	OP:	-4,986	-5,032									
	OT:	736	279	27	587	2	-63	-118	-15	-17	-25	-8



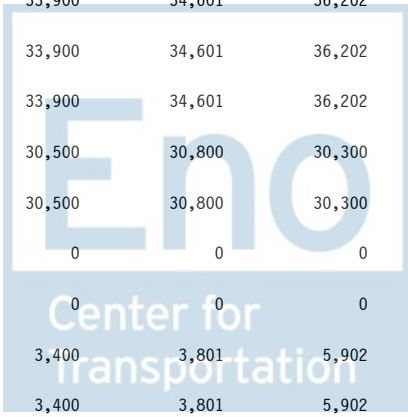
Sorted by FUNC, SFUN, TID, SUB
 (amounts in millions)

		2015	2016	2017	2018	2019	2020	2021	2022	2023	2024	2025
GENERAL GOVERNMENT (800)												
Central personnel management (805)												
Office of Personnel Management												
Office of Personnel Management												
Salaries and expenses												
024 0100 0 1 805 AA01 FS FS 03 0												
Appropriation												
Pres 16	BA:	96	121	123	126	127	128	131	134	136	139	142
Reest	OP:	13	13									
	OT:	96	117	121	124	126	127	129	132	134	137	140
Mar 15	BA:	96	99	102	106	110	114	118	122	126	130	135
Base	OP:	13	13									
	OT:	96	98	101	104	108	112	116	120	124	128	133
Orig	BA:	96	121	123	126	127	128	131	134	136	139	142
Pres	OP:	32	33									
	OT:	116	138	142	151	126	127	131	134	135	139	142
Reest -	BA:	0	22	21	20	17	14	13	12	10	9	7
Mar15	OP:	0	0									
	OT:	0	19	20	20	18	15	13	12	10	9	7
Reest -	BA:	0	0	0	0	0	0	0	0	0	0	0
Orig	OP:	-19	-20									
	OT:	-20	-21	-21	-27	0	0	-2	-2	-1	-2	-2



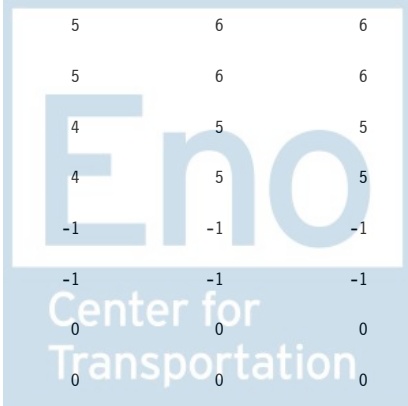
Sorted by FUNC, SFUN, TID, SUB
 (amounts in millions)

		2015	2016	2017	2018	2019	2020	2021	2022	2023	2024	2025
GENERAL GOVERNMENT (800)												
Payment to civil service retirement and disability fund												
024 0200 0 1 805 AA01 FS FS 10 N												
Appropriation												
Pres 16	BA:	8,772	8,872	8,672	8,672	8,372	8,172	7,772	7,472	7,072	6,672	6,272
Reest	OP:	0	0									
	OT:	8,772	8,872	8,672	8,672	8,372	8,172	7,772	7,472	7,072	6,672	6,272
Mar 15	BA:	8,772	8,872	8,672	8,672	8,372	8,172	7,772	7,472	7,072	6,672	6,272
Base	OP:	0	0									
	OT:	8,772	8,872	8,672	8,672	8,372	8,172	7,772	7,472	7,072	6,672	6,272
Orig	BA:	10,868	10,968	10,768	10,768	10,468	10,268	9,868	9,568	9,768	11,068	12,468
Pres	OP:	0	0									
	OT:	10,868	10,968	10,768	10,768	10,468	10,268	9,868	9,568	9,768	11,068	12,468
Reest -	BA:	0	0	0	0	0	0	0	0	0	0	0
Mar15	OP:	0	0									
	OT:	0	0	0	0	0	0	0	0	0	0	0
Reest -	BA:	-2,096	-2,096	-2,096	-2,096	-2,096	-2,096	-2,096	-2,096	-2,696	-4,396	-6,196
Orig	OP:	0	0									
	OT:	-2,096	-2,096	-2,096	-2,096	-2,096	-2,096	-2,096	-2,096	-2,696	-4,396	-6,196
024 0200 0 1 805 BA01 32 82 10 N												
Federal Fund												
Pres 16	BA:	27,500	28,500	29,400	30,300	31,200	32,100	32,900	33,900	34,601	36,202	37,303
Reest	OP:	0	0									
	OT:	27,500	28,500	29,400	30,300	31,200	32,100	32,900	33,900	34,601	36,202	37,303
Mar 15	BA:	27,500	28,500	29,400	30,300	31,200	32,100	32,900	33,900	34,601	36,202	37,303
Base	OP:	0	0									
	OT:	27,500	28,500	29,400	30,300	31,200	32,100	32,900	33,900	34,601	36,202	37,303
Orig	BA:	24,400	25,300	26,200	27,100	28,000	28,800	29,700	30,500	30,800	30,300	29,800
Pres	OP:	0	0									
	OT:	24,400	25,300	26,200	27,100	28,000	28,800	29,700	30,500	30,800	30,300	29,800
Reest -	BA:	0	0	0	0	0	0	0	0	0	0	0
Mar15	OP:	0	0									
	OT:	0	0	0	0	0	0	0	0	0	0	0
Reest -	BA:	3,100	3,200	3,200	3,200	3,200	3,300	3,200	3,400	3,801	5,902	7,503
Orig	OP:	0	0									
	OT:	3,100	3,200	3,200	3,200	3,200	3,300	3,200	3,400	3,801	5,902	7,503



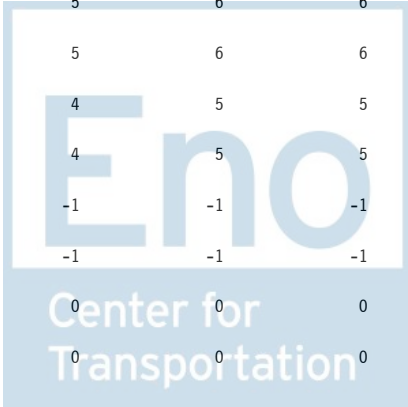
Sorted by FUNC, SFUN, TID, SUB
 (amounts in millions)

		2015	2016	2017	2018	2019	2020	2021	2022	2023	2024	2025
GENERAL GOVERNMENT (800)												
Account Total for Payment to civil service retirement and disability fund												
Pres 16	BA:	36,272	37,372	38,072	38,972	39,572	40,272	40,672	41,372	41,673	42,874	43,575
Reest	OP:	0	0									
	OT:	36,272	37,372	38,072	38,972	39,572	40,272	40,672	41,372	41,673	42,874	43,575
Mar 15	BA:	36,272	37,372	38,072	38,972	39,572	40,272	40,672	41,372	41,673	42,874	43,575
Base	OP:	0	0									
	OT:	36,272	37,372	38,072	38,972	39,572	40,272	40,672	41,372	41,673	42,874	43,575
Orig	BA:	35,268	36,268	36,968	37,868	38,468	39,068	39,568	40,068	40,568	41,368	42,268
Pres	OP:	0	0									
	OT:	35,268	36,268	36,968	37,868	38,468	39,068	39,568	40,068	40,568	41,368	42,268
Reest -	BA:	0	0	0	0	0	0	0	0	0	0	0
Mar15	OP:	0	0									
	OT:	0	0	0	0	0	0	0	0	0	0	0
Reest -	BA:	1,004	1,104	1,104	1,104	1,104	1,204	1,104	1,304	1,105	1,506	1,307
Orig	OP:	0	0									
	OT:	1,004	1,104	1,104	1,104	1,104	1,204	1,104	1,304	1,105	1,506	1,307
Office of Inspector General												
024 0400 0 1 805 AA01 FS FS 03 0												
Appropriation												
Pres 16	BA:	4	4	4	4	4	4	4	4	5	5	5
Reest	OP:	0	0									
	OT:	4	4	4	4	4	4	4	4	5	5	5
Mar 15	BA:	4	4	4	5	5	5	5	5	6	6	6
Base	OP:	0	0									
	OT:	4	4	4	5	5	5	5	5	6	6	6
Orig	BA:	4	4	4	4	4	4	4	4	5	5	5
Pres	OP:	2	0									
	OT:	5	3	4	4	4	4	4	4	5	5	5
Reest -	BA:	0	0	0	-1	-1	-1	-1	-1	-1	-1	-1
Mar15	OP:	0	0									
	OT:	0	0	0	-1	-1	-1	-1	-1	-1	-1	-1
Reest -	BA:	0	0	0	0	0	0	0	0	0	0	0
Orig	OP:	-2	0									
	OT:	-1	1	0	0	0	0	0	0	0	0	0



Sorted by FUNC, SFUN, TID, SUB
 (amounts in millions)

		2015	2016	2017	2018	2019	2020	2021	2022	2023	2024	2025
GENERAL GOVERNMENT (800)												
024 0400 0 1 805 AA03 FS FS 03 A												
Appropriation												
Pres 16	BA:	0	0	0	0	0	0	0	0	0	0	0
Reest	OP:	1	0									
	OT:	1	0	0	0	0	0	0	0	0	0	0
Mar 15	BA:	0	0	0	0	0	0	0	0	0	0	0
Base	OP:	1	0									
	OT:	1	0	0	0	0	0	0	0	0	0	0
Orig	BA:	0	0	0	0	0	0	0	0	0	0	0
Pres	OP:	0	0									
	OT:	0	0	0	0	0	0	0	0	0	0	0
Reest -	BA:	0	0	0	0	0	0	0	0	0	0	0
Mar15	OP:	0	0									
	OT:	0	0	0	0	0	0	0	0	0	0	0
Reest -	BA:	0	0	0	0	0	0	0	0	0	0	0
Orig	OP:	1	0									
	OT:	1	0	0	0	0	0	0	0	0	0	0
Account Total for Office of Inspector General												
Pres 16	BA:	4	4	4	4	4	4	4	4	5	5	5
Reest	OP:	1	0									
	OT:	5	4	4	4	4	4	4	4	5	5	5
Mar 15	BA:	4	4	4	5	5	5	5	5	6	6	6
Base	OP:	1	0									
	OT:	5	4	4	5	5	5	5	5	6	6	6
Orig	BA:	4	4	4	4	4	4	4	4	5	5	5
Pres	OP:	2	0									
	OT:	5	3	4	4	4	4	4	4	5	5	5
Reest -	BA:	0	0	0	-1	-1	-1	-1	-1	-1	-1	-1
Mar15	OP:	0	0									
	OT:	0	0	0	-1	-1	-1	-1	-1	-1	-1	-1
Reest -	BA:	0	0	0	0	0	0	0	0	0	0	0
Orig	OP:	-1	0									
	OT:	0	1	0	0	0	0	0	0	0	0	0



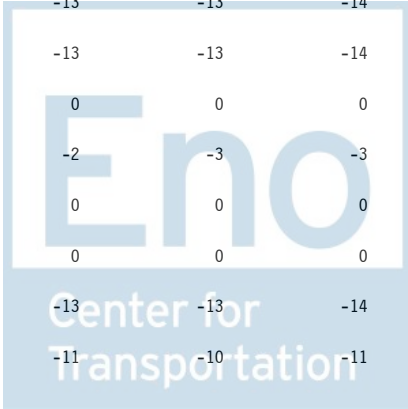
Sorted by FUNC, SFUN, TID, SUB
 (amounts in millions)

		2015	2016	2017	2018	2019	2020	2021	2022	2023	2024	2025
GENERAL GOVERNMENT (800)												
Flexible Benefits Plan Reserve												
024 0800 0 1 805 AA01 32 82 10												
Appropriation												
Pres 16	BA:	0	0	0	0	0	0	0	0	0	0	0
Reest	OP:	0	0									
	OT:	0	0	0	0	0	0	0	0	0	0	0
Mar 15	BA:	0	0	0	0	0	0	0	0	0	0	0
Base	OP:	0	0									
	OT:	0	0	0	0	0	0	0	0	0	0	0
Orig	BA:	-29	-24	-24	-24	-24	-24	-24	-24	-25	-25	-25
Pres	OP:	0	0									
	OT:	-29	-24	-24	-24	-24	-24	-24	-24	-25	-25	-25
Reest -	BA:	0	0	0	0	0	0	0	0	0	0	0
Mar15	OP:	0	0									
	OT:	0	0	0	0	0	0	0	0	0	0	0
Reest -	BA:	29	24	24	24	24	24	24	24	25	25	25
Orig	OP:	0	0									
	OT:	29	24	24	24	24	24	24	24	25	25	25
024 0800 0 1 805 BA01 32 82 10 0												
Federal Fund												
Pres 16	BA:	-12	-12	-12	-12	-13	-13	-13	-13	-13	-14	-14
Reest	OP:	0	0									
	OT:	-12	-12	-12	-12	-13	-13	-13	-13	-13	-14	-14
Mar 15	BA:	-12	-12	-12	-12	-13	-13	-13	-13	-13	-14	-14
Base	OP:	0	0									
	OT:	-12	-12	-12	-12	-13	-13	-13	-13	-13	-14	-14
Orig	BA:	27	24	24	24	24	24	24	24	25	25	25
Pres	OP:	14	11									
	OT:	41	35	35	35	22	22	22	22	22	22	22
Reest -	BA:	0	0	0	0	0	0	0	0	0	0	0
Mar15	OP:	0	0									
	OT:	0	0	0	0	0	0	0	0	0	0	0
Reest -	BA:	-39	-36	-36	-36	-37	-37	-37	-37	-38	-39	-39
Orig	OP:	-14	-11									
	OT:	-53	-47	-47	-47	-35	-35	-35	-35	-35	-36	-36



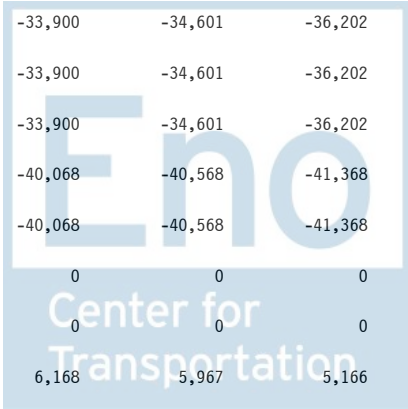
Sorted by FUNC, SFUN, TID, SUB
 (amounts in millions)

		2015	2016	2017	2018	2019	2020	2021	2022	2023	2024	2025
GENERAL GOVERNMENT (800)												
024 0800 0 1 805 BS01 32 82 10 A												
Sequester												
Pres 16	BA:	-2	0	0	0	0	0	0	0	0	0	0
Reest	OP:	0	0									
	OT:	-2	0	0	0	0	0	0	0	0	0	0
Mar 15	BA:	-2	-2	0	0	0	0	0	0	0	0	0
Base	OP:	0	0									
	OT:	-2	-2	0	0	0	0	0	0	0	0	0
Orig	BA:	0	0	0	0	0	0	0	0	0	0	0
Pres	OP:	0	0									
	OT:	0	0	0	0	0	0	0	0	0	0	0
Reest -	BA:	0	2	0	0	0	0	0	0	0	0	0
Mar15	OP:	0	0									
	OT:	0	2	0	0	0	0	0	0	0	0	0
Reest -	BA:	-2	0	0	0	0	0	0	0	0	0	0
Orig	OP:	0	0									
	OT:	-2	0	0	0	0	0	0	0	0	0	0
Account Total for Flexible Benefits Plan Reserve												
Pres 16	BA:	-14	-12	-12	-12	-13	-13	-13	-13	-13	-14	-14
Reest	OP:	0	0									
	OT:	-14	-12	-12	-12	-13	-13	-13	-13	-13	-14	-14
Mar 15	BA:	-14	-14	-12	-12	-13	-13	-13	-13	-13	-14	-14
Base	OP:	0	0									
	OT:	-14	-14	-12	-12	-13	-13	-13	-13	-13	-14	-14
Orig	BA:	-2	0	0	0	0	0	0	0	0	0	0
Pres	OP:	14	11									
	OT:	12	11	11	11	-2	-2	-2	-2	-3	-3	-3
Reest -	BA:	0	2	0	0	0	0	0	0	0	0	0
Mar15	OP:	0	0									
	OT:	0	2	0	0	0	0	0	0	0	0	0
Reest -	BA:	-12	-12	-12	-12	-13	-13	-13	-13	-13	-14	-14
Orig	OP:	-14	-11									
	OT:	-26	-23	-23	-23	-11	-11	-11	-11	-10	-11	-11



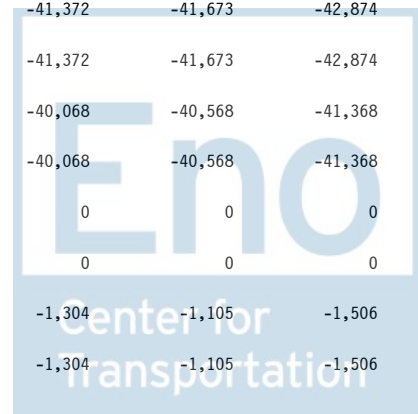
Sorted by FUNC, SFUN, TID, SUB
 (amounts in millions)

		2015	2016	2017	2018	2019	2020	2021	2022	2023	2024	2025
GENERAL GOVERNMENT (800)												
Revolving fund												
024 4571 0 4 805 BA01 32 82 10 N												
Federal Fund												
Pres 16	BA:	0	0	0	0	0	0	0	0	0	0	0
Reest	OP:	0	0									
	OT:	-150	-150	-100	-100	-50	-50	-50	-25	-25	-25	-25
Mar 15	BA:	0	0	0	0	0	0	0	0	0	0	0
Base	OP:	0	0									
	OT:	-150	-150	-100	-100	-50	-50	-50	-25	-25	-25	-25
Orig	BA:	0	0	0	0	0	0	0	0	0	0	0
Pres	OP:	1,209	1,391									
	OT:	0	0	0	0	0	0	0	0	0	0	0
Reest -	BA:	0	0	0	0	0	0	0	0	0	0	0
Mar15	OP:	0	0									
	OT:	0	0	0	0	0	0	0	0	0	0	0
Reest -	BA:	0	0	0	0	0	0	0	0	0	0	0
Orig	OP:	-1,209	-1,391									
	OT:	-150	-150	-100	-100	-50	-50	-50	-25	-25	-25	-25
Offsetting receipts, payment to civil service retirement												
024 9990 8 7 805 CB01 XX XX 10 N												
Offsetting Receipts												
Pres 16	BA:	-27,500	-28,500	-29,400	-30,300	-31,200	-32,100	-32,900	-33,900	-34,601	-36,202	-37,303
Reest	OP:	0	0									
	OT:	-27,500	-28,500	-29,400	-30,300	-31,200	-32,100	-32,900	-33,900	-34,601	-36,202	-37,303
Mar 15	BA:	-27,500	-28,500	-29,400	-30,300	-31,200	-32,100	-32,900	-33,900	-34,601	-36,202	-37,303
Base	OP:	0	0									
	OT:	-27,500	-28,500	-29,400	-30,300	-31,200	-32,100	-32,900	-33,900	-34,601	-36,202	-37,303
Orig	BA:	-35,268	-36,268	-36,968	-37,868	-38,468	-39,068	-39,568	-40,068	-40,568	-41,368	-42,268
Pres	OP:	0	0									
	OT:	-35,268	-36,268	-36,968	-37,868	-38,468	-39,068	-39,568	-40,068	-40,568	-41,368	-42,268
Reest -	BA:	0	0	0	0	0	0	0	0	0	0	0
Mar15	OP:	0	0									
	OT:	0	0	0	0	0	0	0	0	0	0	0
Reest -	BA:	7,768	7,768	7,568	7,568	7,268	6,968	6,668	6,168	5,967	5,166	4,965
Orig	OP:	0	0									
	OT:	7,768	7,768	7,568	7,568	7,268	6,968	6,668	6,168	5,967	5,166	4,965



Sorted by FUNC, SFUN, TID, SUB
 (amounts in millions)

		2015	2016	2017	2018	2019	2020	2021	2022	2023	2024	2025
GENERAL GOVERNMENT (800)												
024 9990 8 7 805 CB02 XX XX 10 N												
Offsetting Receipts												
Pres 16	BA:	-8,772	-8,872	-8,672	-8,672	-8,372	-8,172	-7,772	-7,472	-7,072	-6,672	-6,272
Reest	OP:	0	0									
	OT:	-8,772	-8,872	-8,672	-8,672	-8,372	-8,172	-7,772	-7,472	-7,072	-6,672	-6,272
Mar 15	BA:	-8,772	-8,872	-8,672	-8,672	-8,372	-8,172	-7,772	-7,472	-7,072	-6,672	-6,272
Base	OP:	0	0									
	OT:	-8,772	-8,872	-8,672	-8,672	-8,372	-8,172	-7,772	-7,472	-7,072	-6,672	-6,272
Orig	BA:	0	0	0	0	0	0	0	0	0	0	0
Pres	OP:	0	0									
	OT:	0	0	0	0	0	0	0	0	0	0	0
Reest -	BA:	0	0	0	0	0	0	0	0	0	0	0
Mar15	OP:	0	0									
	OT:	0	0	0	0	0	0	0	0	0	0	0
Reest -	BA:	-8,772	-8,872	-8,672	-8,672	-8,372	-8,172	-7,772	-7,472	-7,072	-6,672	-6,272
Orig	OP:	0	0									
	OT:	-8,772	-8,872	-8,672	-8,672	-8,372	-8,172	-7,772	-7,472	-7,072	-6,672	-6,272
Account Total for Offsetting receipts, payment to civil service retirement												
Pres 16	BA:	-36,272	-37,372	-38,072	-38,972	-39,572	-40,272	-40,672	-41,372	-41,673	-42,874	-43,575
Reest	OP:	0	0									
	OT:	-36,272	-37,372	-38,072	-38,972	-39,572	-40,272	-40,672	-41,372	-41,673	-42,874	-43,575
Mar 15	BA:	-36,272	-37,372	-38,072	-38,972	-39,572	-40,272	-40,672	-41,372	-41,673	-42,874	-43,575
Base	OP:	0	0									
	OT:	-36,272	-37,372	-38,072	-38,972	-39,572	-40,272	-40,672	-41,372	-41,673	-42,874	-43,575
Orig	BA:	-35,268	-36,268	-36,968	-37,868	-38,468	-39,068	-39,568	-40,068	-40,568	-41,368	-42,268
Pres	OP:	0	0									
	OT:	-35,268	-36,268	-36,968	-37,868	-38,468	-39,068	-39,568	-40,068	-40,568	-41,368	-42,268
Reest -	BA:	0	0	0	0	0	0	0	0	0	0	0
Mar15	OP:	0	0									
	OT:	0	0	0	0	0	0	0	0	0	0	0
Reest -	BA:	-1,004	-1,104	-1,104	-1,104	-1,104	-1,204	-1,104	-1,304	-1,105	-1,506	-1,307
Orig	OP:	0	0									
	OT:	-1,004	-1,104	-1,104	-1,104	-1,104	-1,204	-1,104	-1,304	-1,105	-1,506	-1,307



Sorted by FUNC, SFUN, TID, SUB
 (amounts in millions)

		2015	2016	2017	2018	2019	2020	2021	2022	2023	2024	2025
GENERAL GOVERNMENT (800)												
Federal Labor Relations Authority												
Federal Labor Relations Authority												
Salaries and expenses												
054 0100 0 1 805 AA01 FS FS 03 0												
Appropriation												
Pres 16	BA:	26	27	28	28	28	29	29	30	30	31	32
Reest	OP:	2	2									
	OT:	26	27	28	28	28	29	29	30	30	31	32
Mar 15	BA:	26	27	28	29	30	31	32	33	35	36	37
Base	OP:	2	2									
	OT:	26	27	28	29	30	31	32	33	35	36	37
Orig	BA:	26	27	28	28	28	29	29	30	30	31	32
Pres	OP:	2	2									
	OT:	26	27	28	28	28	29	29	30	30	31	31
Reest -	BA:	0	0	0	-1	-2	-2	-3	-3	-5	-5	-5
Mar15	OP:	0	0									
	OT:	0	0	0	-1	-2	-2	-3	-3	-5	-5	-5
Reest -	BA:	0	0	0	0	0	0	0	0	0	0	0
Orig	OP:	0	0									
	OT:	0	0	0	0	0	0	0	0	0	0	1



Sorted by FUNC, SFUN, TID, SUB
 (amounts in millions)

	2015	2016	2017	2018	2019	2020	2021	2022	2023	2024	2025
GENERAL GOVERNMENT (800)											
Office of Special Counsel											
Office of Special Counsel											
Salaries and expenses											
062 0100 0 1 805 AA01 FS FS 03 0											
Appropriation											
Pres 16 BA:	23	24	24	25	25	25	26	27	27	28	28
Reest OP:	2	2		25	25	25	26	27	27	28	28
OT:	23	24	24	25	25	25	26	27	27	28	28
Mar 15 BA:	23	24	25	26	27	28	29	30	31	32	33
Base OP:	2	2		26	27	28	29	30	31	32	33
OT:	23	24	25	26	27	28	29	30	31	32	33
Orig BA:	23	24	24	25	25	25	26	27	27	28	28
Pres OP:	1	1		25	25	25	26	27	27	28	28
OT:	22	23	23	24	24	24	25	25	25	26	27
Reest - BA:	0	0	-1	-1	-2	-3	-3	-3	-4	-4	-5
Mar15 OP:	0	0		-1	-2	-3	-3	-3	-4	-4	-5
OT:	0	0	-1	-1	-2	-3	-3	-3	-4	-4	-5
Reest - BA:	0	0	0	0	0	0	0	0	0	0	0
Orig OP:	1	1		0	0	0	0	0	0	0	0
OT:	1	1	1	1	1	1	1	2	2	2	1



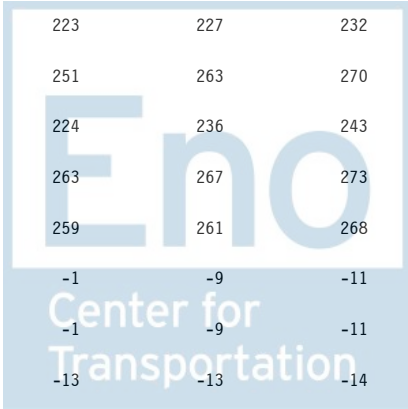
Sorted by FUNC, SFUN, TID, SUB
 (amounts in millions)

	2015	2016	2017	2018	2019	2020	2021	2022	2023	2024	2025
GENERAL GOVERNMENT (800)											
Merit Systems Protection Board											
Merit Systems Protection Board											
Salaries and Expenses											
389 0100 0 1 805 AA01 FS FS 03 0											
Appropriation											
Pres 16 BA:	43	45	46	47	47	48	49	50	51	52	53
Reest OP:	3	3									
OT:	43	44	46	47	47	48	49	50	51	52	53
Mar 15 BA:	43	44	46	48	50	52	53	55	58	60	62
Base OP:	3	3									
OT:	43	43	46	48	50	52	53	55	58	60	62
Orig BA:	43	45	46	47	47	48	49	50	51	52	53
Pres OP:	3	3									
OT:	43	44	46	47	47	48	49	50	51	52	53
Reest - BA:	0	1	0	-1	-3	-4	-4	-5	-7	-8	-9
Mar15 OP:	0	0									
OT:	0	1	0	-1	-3	-4	-4	-5	-7	-8	-9
Reest - BA:	0	0	0	0	0	0	0	0	0	0	0
Orig OP:	0	0									
OT:	0	0	0	0	0	0	0	0	0	0	0



Sorted by FUNC, SFUN, TID, SUB
 (amounts in millions)

		2015	2016	2017	2018	2019	2020	2021	2022	2023	2024	2025
GENERAL GOVERNMENT (800)												
Office of Government Ethics												
Office of Government Ethics												
Salaries and Expenses												
434 1100 0 1 805 AA01 FS FS 03 0												
Appropriation												
Pres 16	BA:	15	16	16	17	17	17	17	18	18	18	19
Reest	OP:	1	1		17	17	17	17	18	18	18	19
	OT:	15	16	16	17	17	17	17	18	18	18	19
Mar 15	BA:	15	15	16	17	17	18	18	19	20	20	21
Base	OP:	1	1		17	17	18	18	19	20	20	21
	OT:	15	15	16	17	17	18	18	19	20	20	21
Orig	BA:	15	16	16	17	17	17	17	18	18	18	19
Pres	OP:	4	3		17	17	17	17	18	18	18	19
	OT:	16	15	16	17	17	17	17	18	18	18	19
Reest -	BA:	0	1	0	0	0	-1	-1	-1	-2	-2	-2
Mar15	OP:	0	0		0	0	-1	-1	-1	-2	-2	-2
	OT:	0	1	0	0	0	-1	-1	-1	-2	-2	-2
Reest -	BA:	0	0	0	0	0	0	0	0	0	0	0
Orig	OP:	-3	-2		0	0	0	0	0	0	0	0
	OT:	-1	1	0	0	0	0	0	0	0	0	0
Subfunction Total for 805 Central personnel management (805)												
Pres 16	BA:	193	225	229	235	235	238	243	250	254	259	265
Reest	OP:	22	21		133	184	187	191	223	227	232	238
	OT:	44	70	127	133	184	187	191	223	227	232	238
Mar 15	BA:	193	199	209	219	226	235	242	251	263	270	280
Base	OP:	22	21		117	174	183	190	224	236	243	253
	OT:	44	47	108	117	174	183	190	224	236	243	253
Orig	BA:	205	237	241	247	248	251	256	263	267	273	279
Pres	OP:	1,267	1,444		282	244	247	253	259	261	268	274
	OT:	240	261	270	282	244	247	253	259	261	268	274
Reest -	BA:	0	26	20	16	9	3	1	-1	-9	-11	-15
Mar15	OP:	0	0		16	10	4	1	-1	-9	-11	-15
	OT:	0	23	19	16	10	4	1	-1	-9	-11	-15
Reest -	BA:	-12	-12	-12	-12	-13	-13	-13	-13	-13	-14	-14
Orig	OP:	-1,245	-1,423		-12	-13	-13	-13	-13	-13	-14	-14
	OT:	-196	-191	-143	-149	-60	-60	-62	-36	-34	-36	-36




Sorted by FUNC, SFUN, TID, SUB
 (amounts in millions)

		2015	2016	2017	2018	2019	2020	2021	2022	2023	2024	2025
GENERAL GOVERNMENT (800)												
General purpose fiscal assistance (806)												
Department of Agriculture												
Forest Service												
Forest Service permanent appropriations												
012 9921 0 2 806 BA01 20 64 10 N												
Federal Fund												
Pres 16	BA:	0	0	0	0	0	0	0	0	0	0	0
Reest	OP:	0	0									
	OT:	25	0	0	0	0	0	0	0	0	0	0
Mar 15	BA:	0	0	0	0	0	0	0	0	0	0	0
Base	OP:	0	0									
	OT:	25	0	0	0	0	0	0	0	0	0	0
Orig	BA:	71	77	77	77	77	77	77	77	77	77	77
Pres	OP:	50	11									
	OT:	110	76	77	77	77	77	77	77	77	77	77
Reest -	BA:	0	0	0	0	0	0	0	0	0	0	0
Mar15	OP:	0	0									
	OT:	0	0	0	0	0	0	0	0	0	0	0
Reest -	BA:	-71	-77	-77	-77	-77	-77	-77	-77	-77	-77	-77
Orig	OP:	-50	-11									
	OT:	-85	-76	-77	-77	-77	-77	-77	-77	-77	-77	-77




Sorted by FUNC, SFUN, TID, SUB
 (amounts in millions)

		2015	2016	2017	2018	2019	2020	2021	2022	2023	2024	2025
GENERAL GOVERNMENT (800)												
012 9921 0 2 806 BA02 36 74 10 0												
Federal Fund												
MUST AGREE W/ 12111701806 AND AA2 ACCT												
Pres 16	BA:	77	78	80	81	83	84	86	88	90	92	93
Reest	OP:	0	0									
	OT:	77	78	80	81	83	84	86	88	90	92	93
Mar 15	BA:	77	78	80	81	83	84	86	88	90	92	93
Base	OP:	0	0									
	OT:	77	78	80	81	83	84	86	88	90	92	93
Orig	BA:	0	0	0	0	0	0	0	0	0	0	0
Pres	OP:	0	0									
	OT:	0	0	0	0	0	0	0	0	0	0	0
Reest -	BA:	0	0	0	0	0	0	0	0	0	0	0
Mar15	OP:	0	0									
	OT:	0	0	0	0	0	0	0	0	0	0	0
Reest -	BA:	77	78	80	81	83	84	86	88	90	92	93
Orig	OP:	0	0									
	OT:	77	78	80	81	83	84	86	88	90	92	93
012 9921 0 2 806 EA04 36 74 10												
Proposed Legislation												
Extend Secure Rural Schools												
Pres 16	BA:	206	178	96	60	39	0	0	0	0	0	0
Reest	OP:	0	0									
	OT:	185	181	98	64	41	10	0	0	0	0	0
Mar 15	BA:	0	0	0	0	0	0	0	0	0	0	0
Base	OP:	0	0									
	OT:	0	0	0	0	0	0	0	0	0	0	0
Orig	BA:	225	197	104	68	47	0	0	0	0	0	0
Pres	OP:	0	34									
	OT:	191	201	118	74	50	7	0	0	0	0	0
Reest -	BA:	206	178	96	60	39	0	0	0	0	0	0
Mar15	OP:	0	0									
	OT:	185	181	98	64	41	10	0	0	0	0	0
Reest -	BA:	-19	-19	-8	-8	-8	0	0	0	0	0	0
Orig	OP:	0	-34									
	OT:	-6	-20	-20	-10	-9	3	0	0	0	0	0



Sorted by FUNC, SFUN, TID, SUB
 (amounts in millions)

		2015	2016	2017	2018	2019	2020	2021	2022	2023	2024	2025
GENERAL GOVERNMENT (800)												
Account Total for Forest Service permanent appropriations												
Pres 16	BA:	283	256	176	141	122	84	86	88	90	92	93
Reest	OP:	0	0									
	OT:	287	259	178	145	124	94	86	88	90	92	93
Mar 15	BA:	77	78	80	81	83	84	86	88	90	92	93
Base	OP:	0	0									
	OT:	102	78	80	81	83	84	86	88	90	92	93
Orig	BA:	296	274	181	145	124	77	77	77	77	77	77
Pres	OP:	50	45									
	OT:	301	277	195	151	127	84	77	77	77	77	77
Reest -	BA:	206	178	96	60	39	0	0	0	0	0	0
Mar15	OP:	0	0									
	OT:	185	181	98	64	41	10	0	0	0	0	0
Reest -	BA:	-13	-18	-5	-4	-2	7	9	11	13	15	16
Orig	OP:	-50	-45									
	OT:	-14	-18	-17	-6	-3	10	9	11	13	15	16
Department of the Interior												
National Indian Gaming Commission												
Salaries and expenses												
014 0118 0 1 806 AA01 IN IN 03												
Appropriation												
Pres 16	BA:	0	0	0	0	0	0	0	0	0	0	0
Reest	OP:	0	0									
	OT:	0	0	0	0	0	0	0	0	0	0	0
Mar 15	BA:	0	0	0	0	0	0	0	0	0	0	0
Base	OP:	0	0									
	OT:	0	0	0	0	0	0	0	0	0	0	0
Orig	BA:	0	0	0	0	0	0	0	0	0	0	0
Pres	OP:	1	1									
	OT:	0	0	0	0	0	0	0	0	0	0	0
Reest -	BA:	0	0	0	0	0	0	0	0	0	0	0
Mar15	OP:	0	0									
	OT:	0	0	0	0	0	0	0	0	0	0	0
Reest -	BA:	0	0	0	0	0	0	0	0	0	0	0
Orig	OP:	-1	-1									
	OT:	0	0	0	0	0	0	0	0	0	0	0




Sorted by FUNC, SFUN, TID, SUB
 (amounts in millions)

		2015	2016	2017	2018	2019	2020	2021	2022	2023	2024	2025
GENERAL GOVERNMENT (800)												
Insular Affairs												
Payments to the United States territories, fiscal assistance												
014 0418 0 1 806 BA01 36 74 10 0												
Federal Fund												
Pres 16	BA:	360	360	360	360	360	360	360	360	360	360	360
Reest	OP:	0	0									
	OT:	360	360	360	360	360	360	360	360	360	360	360
Mar 15	BA:	360	360	360	360	360	360	360	360	360	360	360
Base	OP:	0	0									
	OT:	360	360	360	360	360	360	360	360	360	360	360
Orig	BA:	282	282	282	282	282	282	282	282	282	282	282
Pres	OP:	0	0									
	OT:	282	282	282	282	282	282	282	282	282	282	282
Reest -	BA:	0	0	0	0	0	0	0	0	0	0	0
Mar15	OP:	0	0									
	OT:	0	0	0	0	0	0	0	0	0	0	0
Reest -	BA:	78	78	78	78	78	78	78	78	78	78	78
Orig	OP:	0	0									
	OT:	78	78	78	78	78	78	78	78	78	78	78




Sorted by FUNC, SFUN, TID, SUB
 (amounts in millions)

		2015	2016	2017	2018	2019	2020	2021	2022	2023	2024	2025
GENERAL GOVERNMENT (800)												
Department-Wide Programs												
Payments in Lieu of Taxes												
014 1114 0 1 806 AA01 IN IN 03 0												
Appropriation												
Pres 16	BA:	372	0	0	0	0	0	0	0	0	0	0
Reest	OP:	0	0									
	OT:	372	0	0	0	0	0	0	0	0	0	0
Mar 15	BA:	372	378	384	392	400	408	416	425	433	442	451
Base	OP:	0	0									
	OT:	372	378	384	392	400	408	416	425	433	442	451
Orig	BA:	372	0	0	0	0	0	0	0	0	0	0
Pres	OP:	0	0									
	OT:	372	0	0	0	0	0	0	0	0	0	0
Reest -	BA:	0	-378	-384	-392	-400	-408	-416	-425	-433	-442	-451
Mar15	OP:	0	0									
	OT:	0	-378	-384	-392	-400	-408	-416	-425	-433	-442	-451
Reest -	BA:	0	0	0	0	0	0	0	0	0	0	0
Orig	OP:	0	0									
	OT:	0	0	0	0	0	0	0	0	0	0	0
014 1114 0 1 806 BA01 36 74 10 N												
Federal Fund												
Pres 16	BA:	33	37	0	0	0	0	0	0	0	0	0
Reest	OP:	0	0									
	OT:	33	37	0	0	0	0	0	0	0	0	0
Mar 15	BA:	33	37	0	0	0	0	0	0	0	0	0
Base	OP:	0	0									
	OT:	33	37	0	0	0	0	0	0	0	0	0
Orig	BA:	33	37	0	0	0	0	0	0	0	0	0
Pres	OP:	0	0									
	OT:	33	37	0	0	0	0	0	0	0	0	0
Reest -	BA:	0	0	0	0	0	0	0	0	0	0	0
Mar15	OP:	0	0									
	OT:	0	0	0	0	0	0	0	0	0	0	0
Reest -	BA:	0	0	0	0	0	0	0	0	0	0	0
Orig	OP:	0	0									
	OT:	0	0	0	0	0	0	0	0	0	0	0




Sorted by FUNC, SFUN, TID, SUB
 (amounts in millions)

		2015	2016	2017	2018	2019	2020	2021	2022	2023	2024	2025
GENERAL GOVERNMENT (800)												
014 1114 0 1 806 BS01 36 74 10 A												
Sequester												
Pres 16	BA:	0	0	0	0	0	0	0	0	0	0	0
Reest	OP:	0	0									
	OT:	0	0	0	0	0	0	0	0	0	0	0
Mar 15	BA:	0	-3	0	0	0	0	0	0	0	0	0
Base	OP:	0	0									
	OT:	0	-3	0	0	0	0	0	0	0	0	0
Orig	BA:	0	0	0	0	0	0	0	0	0	0	0
Pres	OP:	0	0									
	OT:	0	0	0	0	0	0	0	0	0	0	0
Reest -	BA:	0	3	0	0	0	0	0	0	0	0	0
Mar15	OP:	0	0									
	OT:	0	3	0	0	0	0	0	0	0	0	0
Reest -	BA:	0	0	0	0	0	0	0	0	0	0	0
Orig	OP:	0	0									
	OT:	0	0	0	0	0	0	0	0	0	0	0
014 1114 0 1 806 EA01 36 74 10												
Proposed Legislation												
Authorize Mandatory PILT Payments in 2016 (Assumes NDAA \$ treated as delayed FY1)												
Pres 16	BA:	0	452	0	0	0	0	0	0	0	0	0
Reest	OP:	0	0									
	OT:	0	452	0	0	0	0	0	0	0	0	0
Mar 15	BA:	0	0	0	0	0	0	0	0	0	0	0
Base	OP:	0	0									
	OT:	0	0	0	0	0	0	0	0	0	0	0
Orig	BA:	0	452	0	0	0	0	0	0	0	0	0
Pres	OP:	0	0									
	OT:	0	452	0	0	0	0	0	0	0	0	0
Reest -	BA:	0	452	0	0	0	0	0	0	0	0	0
Mar15	OP:	0	0									
	OT:	0	452	0	0	0	0	0	0	0	0	0
Reest -	BA:	0	0	0	0	0	0	0	0	0	0	0
Orig	OP:	0	0									
	OT:	0	0	0	0	0	0	0	0	0	0	0



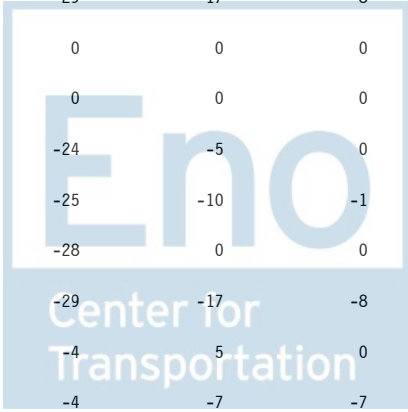
Sorted by FUNC, SFUN, TID, SUB
 (amounts in millions)

		2015	2016	2017	2018	2019	2020	2021	2022	2023	2024	2025
GENERAL GOVERNMENT (800)												
Account Total for Payments in Lieu of Taxes												
Pres 16	BA:	405	489	0	0	0	0	0	0	0	0	0
Reest	OP:	0	0									
	OT:	405	489	0	0	0	0	0	0	0	0	0
Mar 15	BA:	405	412	384	392	400	408	416	425	433	442	451
Base	OP:	0	0									
	OT:	405	412	384	392	400	408	416	425	433	442	451
Orig	BA:	405	489	0	0	0	0	0	0	0	0	0
Pres	OP:	0	0									
	OT:	405	489	0	0	0	0	0	0	0	0	0
Reest -	BA:	0	77	-384	-392	-400	-408	-416	-425	-433	-442	-451
Mar15	OP:	0	0									
	OT:	0	77	-384	-392	-400	-408	-416	-425	-433	-442	-451
Reest -	BA:	0	0	0	0	0	0	0	0	0	0	0
Orig	OP:	0	0									
	OT:	0	0	0	0	0	0	0	0	0	0	0
Office of Surface Mining Reclamation and Enforcement												
Payments to States in Lieu of Coal Fee Receipts												
014 1803 0 1 806 BA01 36 74 10 A												
Federal Fund												
AML: payments to certified states & tribes												
Pres 16	BA:	72	28	28	38	38	28	28	28	0	0	0
Reest	OP:	85	84									
	OT:	114	95	60	43	43	33	31	29	17	8	3
Mar 15	BA:	72	28	28	38	38	28	28	28	0	0	0
Base	OP:	85	84									
	OT:	114	95	60	43	43	33	31	29	17	8	3
Orig	BA:	59	24	27	37	36	28	27	24	5	0	0
Pres	OP:	141	143									
	OT:	188	161	26	35	36	30	27	25	10	1	0
Reest -	BA:	0	0	0	0	0	0	0	0	0	0	0
Mar15	OP:	0	0									
	OT:	0	0	0	0	0	0	0	0	0	0	0
Reest -	BA:	13	4	1	1	2	0	1	4	-5	0	0
Orig	OP:	-56	-59									
	OT:	-74	-66	34	8	7	3	4	4	7	7	3



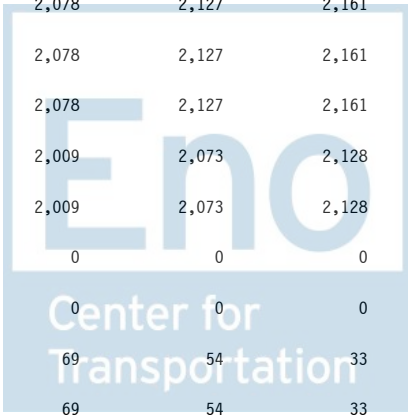
Sorted by FUNC, SFUN, TID, SUB
 (amounts in millions)

		2015	2016	2017	2018	2019	2020	2021	2022	2023	2024	2025
GENERAL GOVERNMENT (800)												
014 1803 0 1 806 BS01 36 74 10 A												
Sequester												
Pres 16	BA:	0	0	0	0	0	0	0	0	0	0	0
Reest	OP:	-1	-1	0	0	0	0	0	0	0	0	0
	OT:	-1	-1	0	0	0	0	0	0	0	0	0
Mar 15	BA:	0	-2	0	0	0	0	0	0	0	0	0
Base	OP:	-1	-1	0	0	0	0	0	0	0	0	0
	OT:	-1	-2	-1	0	0	0	0	0	0	0	0
Orig	BA:	0	0	0	0	0	0	0	0	0	0	0
Pres	OP:	0	0	0	0	0	0	0	0	0	0	0
	OT:	0	0	0	0	0	0	0	0	0	0	0
Reest -	BA:	0	2	0	0	0	0	0	0	0	0	0
Mar15	OP:	0	0	0	0	0	0	0	0	0	0	0
	OT:	0	1	1	0	0	0	0	0	0	0	0
Reest -	BA:	0	0	0	0	0	0	0	0	0	0	0
Orig	OP:	-1	-1	0	0	0	0	0	0	0	0	0
	OT:	-1	-1	0	0	0	0	0	0	0	0	0
014 1803 0 1 806 EA01 36 74 10												
Proposed Legislation												
Eliminate AML Payments to Certified States												
Pres 16	BA:	0	-28	-28	-38	-38	-28	-28	-28	0	0	0
Reest	OP:	0	0	0	0	0	0	0	0	0	0	0
	OT:	0	-11	-20	-29	-35	-33	-31	-29	-17	-8	-3
Mar 15	BA:	0	0	0	0	0	0	0	0	0	0	0
Base	OP:	0	0	0	0	0	0	0	0	0	0	0
	OT:	0	0	0	0	0	0	0	0	0	0	0
Orig	BA:	0	-24	-27	-37	-36	-28	-27	-24	-5	0	0
Pres	OP:	0	-16	-26	-35	-36	-30	-27	-25	-10	-1	0
	OT:	0	-34	-26	-35	-36	-30	-27	-28	0	0	0
Reest -	BA:	0	-28	-28	-38	-38	-28	-28	-28	0	0	0
Mar15	OP:	0	0	0	0	0	0	0	0	0	0	0
	OT:	0	-11	-20	-29	-35	-33	-31	-29	-17	-8	-3
Reest -	BA:	0	-4	-1	-1	-2	0	-1	-4	5	0	0
Orig	OP:	0	16	6	6	1	-3	-4	-4	-7	-7	-3
	OT:	0	23	6	6	1	-3	-4	-4	-7	-7	-3




Sorted by FUNC, SFUN, TID, SUB
 (amounts in millions)

		2015	2016	2017	2018	2019	2020	2021	2022	2023	2024	2025
GENERAL GOVERNMENT (800)												
Account Total for Payments to States in Lieu of Coal Fee Receipts												
Pres 16	BA:	72	0	0	0	0	0	0	0	0	0	0
Reest	OP:	84	83									
	OT:	113	83	40	14	8	0	0	0	0	0	0
Mar 15	BA:	72	26	28	38	38	28	28	28	0	0	0
Base	OP:	84	83									
	OT:	113	93	59	43	43	33	31	29	17	8	3
Orig	BA:	59	0	0	0	0	0	0	0	0	0	0
Pres	OP:	141	127									
	OT:	188	127	0	0	0	0	0	0	0	0	0
Reest -	BA:	0	-26	-28	-38	-38	-28	-28	-28	0	0	0
Mar15	OP:	0	0									
	OT:	0	-10	-19	-29	-35	-33	-31	-29	-17	-8	-3
Reest -	BA:	13	0	0	0	0	0	0	0	0	0	0
Orig	OP:	-57	-44									
	OT:	-75	-44	40	14	8	0	0	0	0	0	0
Departmental Offices												
Mineral Leasing and Associated Payments												
014 5003 0 2 806 BA01 36 74 10 A												
Federal Fund												
Pres 16	BA:	1,980	1,872	1,784	1,838	1,901	1,955	2,024	2,078	2,127	2,161	2,185
Reest	OP:	0	0									
	OT:	1,980	1,872	1,784	1,838	1,901	1,955	2,024	2,078	2,127	2,161	2,185
Mar 15	BA:	1,980	1,872	1,784	1,838	1,901	1,955	2,024	2,078	2,127	2,161	2,185
Base	OP:	0	0									
	OT:	1,980	1,872	1,784	1,838	1,901	1,955	2,024	2,078	2,127	2,161	2,185
Orig	BA:	1,841	1,911	1,669	1,738	1,812	1,884	1,962	2,009	2,073	2,128	2,177
Pres	OP:	0	0									
	OT:	1,816	1,778	1,669	1,738	1,812	1,884	1,962	2,009	2,073	2,128	2,177
Reest -	BA:	0	0	0	0	0	0	0	0	0	0	0
Mar15	OP:	0	0									
	OT:	0	0	0	0	0	0	0	0	0	0	0
Reest -	BA:	139	-39	115	100	89	71	62	69	54	33	8
Orig	OP:	0	0									
	OT:	164	94	115	100	89	71	62	69	54	33	8




Sorted by FUNC, SFUN, TID, SUB
 (amounts in millions)

		2015	2016	2017	2018	2019	2020	2021	2022	2023	2024	2025
GENERAL GOVERNMENT (800)												
014 5003 0 2 806 BS01 36 74 10 A												
Sequester												
Pres 16	BA:	-138	0	0	0	0	0	0	0	0	0	0
Reest	OP:	0	0									
	OT:	-138	0	0	0	0	0	0	0	0	0	0
Mar 15	BA:	-138	-130	0	0	0	0	0	0	0	0	0
Base	OP:	0	0									
	OT:	-138	-130	0	0	0	0	0	0	0	0	0
Orig	BA:	0	0	0	0	0	0	0	0	0	0	0
Pres	OP:	0	0									
	OT:	0	0	0	0	0	0	0	0	0	0	0
Reest -	BA:	0	130	0	0	0	0	0	0	0	0	0
Mar15	OP:	0	0									
	OT:	0	130	0	0	0	0	0	0	0	0	0
Reest -	BA:	-138	0	0	0	0	0	0	0	0	0	0
Orig	OP:	0	0									
	OT:	-138	0	0	0	0	0	0	0	0	0	0
014 5003 0 2 806 BS20 36 74 10 A												
Sequester												
Pop up												
Pres 16	BA:	151	138	0	0	0	0	0	0	0	0	0
Reest	OP:	0	0									
	OT:	151	138	0	0	0	0	0	0	0	0	0
Mar 15	BA:	151	138	130	0	0	0	0	0	0	0	0
Base	OP:	0	0									
	OT:	151	138	130	0	0	0	0	0	0	0	0
Orig	BA:	0	0	0	0	0	0	0	0	0	0	0
Pres	OP:	0	0									
	OT:	0	0	0	0	0	0	0	0	0	0	0
Reest -	BA:	0	0	-130	0	0	0	0	0	0	0	0
Mar15	OP:	0	0									
	OT:	0	0	-130	0	0	0	0	0	0	0	0
Reest -	BA:	151	138	0	0	0	0	0	0	0	0	0
Orig	OP:	0	0									
	OT:	151	138	0	0	0	0	0	0	0	0	0



Sorted by FUNC, SFUN, TID, SUB
 (amounts in millions)

		2015	2016	2017	2018	2019	2020	2021	2022	2023	2024	2025
GENERAL GOVERNMENT (800)												
Account Total for Mineral Leasing and Associated Payments												
Pres 16	BA:	1,993	2,010	1,784	1,838	1,901	1,955	2,024	2,078	2,127	2,161	2,185
Reest	OP:	0	0									
	OT:	1,993	2,010	1,784	1,838	1,901	1,955	2,024	2,078	2,127	2,161	2,185
Mar 15	BA:	1,993	1,880	1,914	1,838	1,901	1,955	2,024	2,078	2,127	2,161	2,185
Base	OP:	0	0									
	OT:	1,993	1,880	1,914	1,838	1,901	1,955	2,024	2,078	2,127	2,161	2,185
Orig	BA:	1,841	1,911	1,669	1,738	1,812	1,884	1,962	2,009	2,073	2,128	2,177
Pres	OP:	0	0									
	OT:	1,816	1,778	1,669	1,738	1,812	1,884	1,962	2,009	2,073	2,128	2,177
Reest -	BA:	0	130	-130	0	0	0	0	0	0	0	0
Mar15	OP:	0	0									
	OT:	0	130	-130	0	0	0	0	0	0	0	0
Reest -	BA:	152	99	115	100	89	71	62	69	54	33	8
Orig	OP:	0	0									
	OT:	177	232	115	100	89	71	62	69	54	33	8
National Petroleum Reserve, Alaska												
014 5045 0 2 806 BA01 36 74 10												
Federal Fund												
Pres 16	BA:	0	0	0	0	0	0	0	0	0	0	0
Reest	OP:	0	0									
	OT:	0	0	0	0	0	0	0	0	0	0	0
Mar 15	BA:	0	0	0	0	0	0	0	0	0	0	0
Base	OP:	0	0									
	OT:	0	0	0	0	0	0	0	0	0	0	0
Orig	BA:	3	3	3	3	27	26	26	26	26	26	26
Pres	OP:	0	0									
	OT:	3	3	3	3	27	26	26	26	26	26	26
Reest -	BA:	0	0	0	0	0	0	0	0	0	0	0
Mar15	OP:	0	0									
	OT:	0	0	0	0	0	0	0	0	0	0	0
Reest -	BA:	-3	-3	-3	-3	-27	-26	-26	-26	-26	-26	-26
Orig	OP:	0	0									
	OT:	-3	-3	-3	-3	-27	-26	-26	-26	-26	-26	-26




Sorted by FUNC, SFUN, TID, SUB
 (amounts in millions)

		2015	2016	2017	2018	2019	2020	2021	2022	2023	2024	2025
GENERAL GOVERNMENT (800)												
United States Fish and Wildlife Service												
National wildlife refuge fund												
014 5091 0 2 806 AA01 IN IN 03 0												
Appropriation												
Pres 16	BA:	13	0	0	0	0	0	0	0	0	0	0
Reest	OP:	0	0									
	OT:	13	0	0	0	0	0	0	0	0	0	0
Mar 15	BA:	13	13	13	14	14	14	15	15	15	16	16
Base	OP:	0	0									
	OT:	13	13	13	14	14	14	15	15	15	16	16
Orig	BA:	13	0	0	0	0	0	0	0	0	0	0
Pres	OP:	0	0									
	OT:	13	0	0	0	0	0	0	0	0	0	0
Reest -	BA:	0	-13	-13	-14	-14	-14	-15	-15	-15	-16	-16
Mar15	OP:	0	0									
	OT:	0	-13	-13	-14	-14	-14	-15	-15	-15	-16	-16
Reest -	BA:	0	0	0	0	0	0	0	0	0	0	0
Orig	OP:	0	0									
	OT:	0	0	0	0	0	0	0	0	0	0	0



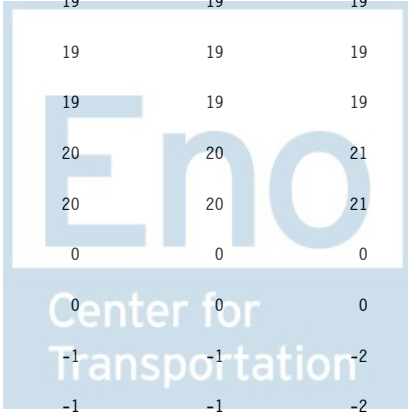
Sorted by FUNC, SFUN, TID, SUB
 (amounts in millions)

		2015	2016	2017	2018	2019	2020	2021	2022	2023	2024	2025
GENERAL GOVERNMENT (800)												
014 5091 0 2 806 BA01 36 76 10 0												
Federal Fund												
BA must match 14-9990-81-303 CB1 (sales of products from refuges)												
Pres 16	BA:	11	11	11	11	11	11	11	11	11	11	11
Reest	OP:	0	0									
	OT:	11	11	11	11	11	11	11	11	11	11	11
Mar 15	BA:	11	11	11	11	11	11	11	11	11	11	11
Base	OP:	0	0									
	OT:	11	11	11	11	11	11	11	11	11	11	11
Orig	BA:	8	9	8	8	8	8	8	8	8	8	8
Pres	OP:	4	6									
	OT:	6	9	8	8	8	8	8	8	8	8	8
Reest -	BA:	0	0	0	0	0	0	0	0	0	0	0
Mar15	OP:	0	0									
	OT:	0	0	0	0	0	0	0	0	0	0	0
Reest -	BA:	3	2	3	3	3	3	3	3	3	3	3
Orig	OP:	-4	-6									
	OT:	5	2	3	3	3	3	3	3	3	3	3
014 5091 0 2 806 BS01 36 76 10 A												
Sequester												
Pres 16	BA:	-1	0	0	0	0	0	0	0	0	0	0
Reest	OP:	0	0									
	OT:	-1	0	0	0	0	0	0	0	0	0	0
Mar 15	BA:	-1	-1	0	0	0	0	0	0	0	0	0
Base	OP:	0	0									
	OT:	-1	-1	0	0	0	0	0	0	0	0	0
Orig	BA:	0	0	0	0	0	0	0	0	0	0	0
Pres	OP:	0	0									
	OT:	0	0	0	0	0	0	0	0	0	0	0
Reest -	BA:	0	1	0	0	0	0	0	0	0	0	0
Mar15	OP:	0	0									
	OT:	0	1	0	0	0	0	0	0	0	0	0
Reest -	BA:	-1	0	0	0	0	0	0	0	0	0	0
Orig	OP:	0	0									
	OT:	-1	0	0	0	0	0	0	0	0	0	0



Sorted by FUNC, SFUN, TID, SUB
 (amounts in millions)

		2015	2016	2017	2018	2019	2020	2021	2022	2023	2024	2025
GENERAL GOVERNMENT (800)												
Account Total for National wildlife refuge fund												
Pres 16	BA:	23	11	11	11	11	11	11	11	11	11	11
Reest	OP:	0	0									
	OT:	23	11	11	11	11	11	11	11	11	11	11
Mar 15	BA:	23	23	24	25	25	25	26	26	26	27	27
Base	OP:	0	0									
	OT:	23	23	24	25	25	25	26	26	26	27	27
Orig	BA:	21	9	8	8	8	8	8	8	8	8	8
Pres	OP:	4	6									
	OT:	19	9	8	8	8	8	8	8	8	8	8
Reest -	BA:	0	-12	-13	-14	-14	-14	-15	-15	-15	-16	-16
Mar15	OP:	0	0									
	OT:	0	-12	-13	-14	-14	-14	-15	-15	-15	-16	-16
Reest -	BA:	2	2	3	3	3	3	3	3	3	3	3
Orig	OP:	-4	-6									
	OT:	4	2	3	3	3	3	3	3	3	3	3
National Indian Gaming Commission												
National Indian Gaming Commission, Gaming activity fees												
014 5141 0 2 806 BA01 36 92 10 0												
Federal Fund												
Pres 16	BA:	17	17	17	18	18	18	18	19	19	19	20
Reest	OP:	0	0									
	OT:	17	17	17	18	18	18	18	19	19	19	20
Mar 15	BA:	17	17	17	18	18	18	18	19	19	19	20
Base	OP:	0	0									
	OT:	17	17	17	18	18	18	18	19	19	19	20
Orig	BA:	19	19	19	19	20	20	20	20	20	21	21
Pres	OP:	6	8									
	OT:	18	20	18	19	20	20	20	20	20	21	21
Reest -	BA:	0	0	0	0	0	0	0	0	0	0	0
Mar15	OP:	0	0									
	OT:	0	0	0	0	0	0	0	0	0	0	0
Reest -	BA:	-2	-2	-2	-1	-2	-2	-2	-1	-1	-2	-1
Orig	OP:	-6	-8									
	OT:	-1	-3	-1	-1	-2	-2	-2	-1	-1	-2	-1




Sorted by FUNC, SFUN, TID, SUB
 (amounts in millions)

		2015	2016	2017	2018	2019	2020	2021	2022	2023	2024	2025
GENERAL GOVERNMENT (800)												
014 5141 0 2 806 BS01 36 92 10 A												
Sequester												
Pres 16	BA:	-1	0	0	0	0	0	0	0	0	0	0
Reest	OP:	0	0									
	OT:	-1	0	0	0	0	0	0	0	0	0	0
Mar 15	BA:	-1	-1	0	0	0	0	0	0	0	0	0
Base	OP:	0	0									
	OT:	-1	-1	0	0	0	0	0	0	0	0	0
Orig	BA:	0	0	0	0	0	0	0	0	0	0	0
Pres	OP:	0	0									
	OT:	0	0	0	0	0	0	0	0	0	0	0
Reest -	BA:	0	1	0	0	0	0	0	0	0	0	0
Mar15	OP:	0	0									
	OT:	0	1	0	0	0	0	0	0	0	0	0
Reest -	BA:	-1	0	0	0	0	0	0	0	0	0	0
Orig	OP:	0	0									
	OT:	-1	0	0	0	0	0	0	0	0	0	0
014 5141 0 2 806 BS20 36 92 10 A												
Sequester												
Pop up												
Pres 16	BA:	2	1	0	0	0	0	0	0	0	0	0
Reest	OP:	0	0									
	OT:	2	1	0	0	0	0	0	0	0	0	0
Mar 15	BA:	2	1	1	0	0	0	0	0	0	0	0
Base	OP:	0	0									
	OT:	2	1	1	0	0	0	0	0	0	0	0
Orig	BA:	0	0	0	0	0	0	0	0	0	0	0
Pres	OP:	0	0									
	OT:	0	0	0	0	0	0	0	0	0	0	0
Reest -	BA:	0	0	-1	0	0	0	0	0	0	0	0
Mar15	OP:	0	0									
	OT:	0	0	-1	0	0	0	0	0	0	0	0
Reest -	BA:	2	1	0	0	0	0	0	0	0	0	0
Orig	OP:	0	0									
	OT:	2	1	0	0	0	0	0	0	0	0	0




Sorted by FUNC, SFUN, TID, SUB
 (amounts in millions)

		2015	2016	2017	2018	2019	2020	2021	2022	2023	2024	2025
GENERAL GOVERNMENT (800)												
Account Total for National Indian Gaming Commission, Gaming activity fees												
Pres 16	BA:	18	18	17	18	18	18	18	19	19	19	20
Reest	OP:	0	0									
	OT:	18	18	17	18	18	18	18	19	19	19	20
Mar 15	BA:	18	17	18	18	18	18	18	19	19	19	20
Base	OP:	0	0									
	OT:	18	17	18	18	18	18	18	19	19	19	20
Orig	BA:	19	19	19	19	20	20	20	20	20	21	21
Pres	OP:	6	8									
	OT:	18	20	18	19	20	20	20	20	20	21	21
Reest -	BA:	0	1	-1	0	0	0	0	0	0	0	0
Mar15	OP:	0	0									
	OT:	0	1	-1	0	0	0	0	0	0	0	0
Reest -	BA:	-1	-1	-2	-1	-2	-2	-2	-1	-1	-2	-1
Orig	OP:	-6	-8									
	OT:	0	-2	-1	-1	-2	-2	-2	-1	-1	-2	-1
Departmental Offices												
Geothermal Lease Revenues, Payment to Counties												
014 5574 0 2 806 BA01 36 74 10												
Federal Fund												
Pres 16	BA:	0	0	0	0	0	0	0	0	0	0	0
Reest	OP:	0	0									
	OT:	0	0	0	0	0	0	0	0	0	0	0
Mar 15	BA:	0	0	0	0	0	0	0	0	0	0	0
Base	OP:	0	0									
	OT:	0	0	0	0	0	0	0	0	0	0	0
Orig	BA:	4	4	4	4	5	5	5	5	5	5	5
Pres	OP:	0	0									
	OT:	4	4	4	4	5	5	5	5	5	5	5
Reest -	BA:	0	0	0	0	0	0	0	0	0	0	0
Mar15	OP:	0	0									
	OT:	0	0	0	0	0	0	0	0	0	0	0
Reest -	BA:	-4	-4	-4	-4	-5	-5	-5	-5	-5	-5	-5
Orig	OP:	0	0									
	OT:	-4	-4	-4	-4	-5	-5	-5	-5	-5	-5	-5




Sorted by FUNC, SFUN, TID, SUB
 (amounts in millions)

		2015	2016	2017	2018	2019	2020	2021	2022	2023	2024	2025
GENERAL GOVERNMENT (800)												
014 5574 0 2 806 EA01 36 74 10												
Proposed Legislation												
Eliminate Geothermal Payments to Counties - Total Effect Shown Here												
Pres 16	BA:	0	-4	-4	-4	-5	-5	-5	-5	-5	-5	-5
Reest	OP:	0	0									
	OT:	0	-4	-4	-4	-5	-5	-5	-5	-5	-5	-5
Mar 15	BA:	0	0	0	0	0	0	0	0	0	0	0
Base	OP:	0	0									
	OT:	0	0	0	0	0	0	0	0	0	0	0
Orig	BA:	0	-4	-4	-4	-5	-5	-5	-5	-5	-5	-5
Pres	OP:	0	0									
	OT:	0	-4	-4	-4	-5	-5	-5	-5	-5	-5	-5
Reest -	BA:	0	-4	-4	-4	-5	-5	-5	-5	-5	-5	-5
Mar15	OP:	0	0									
	OT:	0	-4	-4	-4	-5	-5	-5	-5	-5	-5	-5
Reest -	BA:	0	0	0	0	0	0	0	0	0	0	0
Orig	OP:	0	0									
	OT:	0	0	0	0	0	0	0	0	0	0	0
Account Total for Geothermal Lease Revenues, Payment to Counties												
Pres 16	BA:	0	-4	-4	-4	-5	-5	-5	-5	-5	-5	-5
Reest	OP:	0	0									
	OT:	0	-4	-4	-4	-5	-5	-5	-5	-5	-5	-5
Mar 15	BA:	0	0	0	0	0	0	0	0	0	0	0
Base	OP:	0	0									
	OT:	0	0	0	0	0	0	0	0	0	0	0
Orig	BA:	4	0	0	0	0	0	0	0	0	0	0
Pres	OP:	0	0									
	OT:	4	0	0	0	0	0	0	0	0	0	0
Reest -	BA:	0	-4	-4	-4	-5	-5	-5	-5	-5	-5	-5
Mar15	OP:	0	0									
	OT:	0	-4	-4	-4	-5	-5	-5	-5	-5	-5	-5
Reest -	BA:	-4	-4	-4	-4	-5	-5	-5	-5	-5	-5	-5
Orig	OP:	0	0									
	OT:	-4	-4	-4	-4	-5	-5	-5	-5	-5	-5	-5




Sorted by FUNC, SFUN, TID, SUB
 (amounts in millions)

		2015	2016	2017	2018	2019	2020	2021	2022	2023	2024	2025
GENERAL GOVERNMENT (800)												
Bureau of Land Management												
Miscellaneous permanent payment accounts												
014 9921 0 2 806 EA01 36 74 10												
Proposed Legislation												
Pres 16	BA:	0	0	0	0	0	0	0	0	0	0	0
Reest	OP:	0	0									
	OT:	0	0	0	0	0	0	0	0	0	0	0
Mar 15	BA:	0	0	0	0	0	0	0	0	0	0	0
Base	OP:	0	0									
	OT:	0	0	0	0	0	0	0	0	0	0	0
Orig	BA:	-21	-16	-15	-14	-15	0	0	0	0	0	0
Pres	OP:	0	0									
	OT:	-21	-16	-15	-15	-15	0	0	0	0	0	0
Reest -	BA:	0	0	0	0	0	0	0	0	0	0	0
Mar15	OP:	0	0									
	OT:	0	0	0	0	0	0	0	0	0	0	0
Reest -	BA:	21	16	15	14	15	0	0	0	0	0	0
Orig	OP:	0	0									
	OT:	21	16	15	15	15	0	0	0	0	0	0
014 9921 0 2 806 EA02 36 74 10												
Proposed Legislation												
Pres 16	BA:	0	0	0	0	0	0	0	0	0	0	0
Reest	OP:	0	0									
	OT:	0	0	0	0	0	0	0	0	0	0	0
Mar 15	BA:	0	0	0	0	0	0	0	0	0	0	0
Base	OP:	0	0									
	OT:	0	0	0	0	0	0	0	0	0	0	0
Orig	BA:	0	0	0	0	1	1	1	1	1	1	1
Pres	OP:	0	0									
	OT:	0	0	0	0	1	1	1	1	1	1	1
Reest -	BA:	0	0	0	0	0	0	0	0	0	0	0
Mar15	OP:	0	0									
	OT:	0	0	0	0	0	0	0	0	0	0	0
Reest -	BA:	0	0	0	0	-1	-1	-1	-1	-1	-1	-1
Orig	OP:	0	0									
	OT:	0	0	0	0	-1	-1	-1	-1	-1	-1	-1



Sorted by FUNC, SFUN, TID, SUB
 (amounts in millions)

		2015	2016	2017	2018	2019	2020	2021	2022	2023	2024	2025
GENERAL GOVERNMENT (800)												
Account Total for Miscellaneous permanent payment accounts												
Pres 16	BA:	0	0	0	0	0	0	0	0	0	0	0
Reest	OP:	0	0									
	OT:	0	0	0	0	0	0	0	0	0	0	0
Mar 15	BA:	0	0	0	0	0	0	0	0	0	0	0
Base	OP:	0	0									
	OT:	0	0	0	0	0	0	0	0	0	0	0
Orig	BA:	-21	-16	-15	-14	-14	1	1	1	1	1	1
Pres	OP:	0	0									
	OT:	-21	-16	-15	-15	-14	1	1	1	1	1	1
Reest -	BA:	0	0	0	0	0	0	0	0	0	0	0
Mar15	OP:	0	0									
	OT:	0	0	0	0	0	0	0	0	0	0	0
Reest -	BA:	21	16	15	14	14	-1	-1	-1	-1	-1	-1
Orig	OP:	0	0									
	OT:	21	16	15	15	14	-1	-1	-1	-1	-1	-1
Department of Labor												
Employment and Training Administration												
Workers compensation programs												
016 0170 0 1 806 AA01 LA LA 03												
Appropriation												
Pres 16	BA:	0	0	0	0	0	0	0	0	0	0	0
Reest	OP:	0	0									
	OT:	0	0	0	0	0	0	0	0	0	0	0
Mar 15	BA:	0	0	0	0	0	0	0	0	0	0	0
Base	OP:	0	0									
	OT:	0	0	0	0	0	0	0	0	0	0	0
Orig	BA:	0	0	0	0	0	0	0	0	0	0	0
Pres	OP:	8	5									
	OT:	8	5	0	0	0	0	0	0	0	0	0
Reest -	BA:	0	0	0	0	0	0	0	0	0	0	0
Mar15	OP:	0	0									
	OT:	0	0	0	0	0	0	0	0	0	0	0
Reest -	BA:	0	0	0	0	0	0	0	0	0	0	0
Orig	OP:	-8	-5									
	OT:	-8	-5	0	0	0	0	0	0	0	0	0



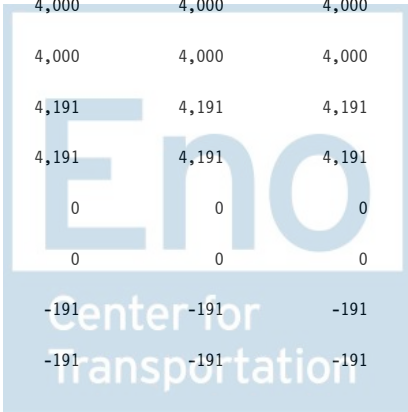
Sorted by FUNC, SFUN, TID, SUB
 (amounts in millions)

		2015	2016	2017	2018	2019	2020	2021	2022	2023	2024	2025
GENERAL GOVERNMENT (800)												
Department of the Treasury												
Internal Revenue Service												
Build America Bond Payments, Recovery Act												
020 0935 0 1 806 BA01 58 78 10 0 JCT STIM09												
Federal Fund												
Pres 16	BA:	4,000	4,000	4,000	4,000	4,000	4,000	4,000	4,000	4,000	4,000	4,000
Reest	OP:	0	0									
	OT:	4,000	4,000	4,000	4,000	4,000	4,000	4,000	4,000	4,000	4,000	4,000
Mar 15	BA:	4,000	4,000	4,000	4,000	4,000	4,000	4,000	4,000	4,000	4,000	4,000
Base	OP:	0	0									
	OT:	4,000	4,000	4,000	4,000	4,000	4,000	4,000	4,000	4,000	4,000	4,000
Orig	BA:	4,191	4,191	4,191	4,191	4,191	4,191	4,191	4,191	4,191	4,191	4,191
Pres	OP:	0	0									
	OT:	3,890	4,191	4,191	4,191	4,191	4,191	4,191	4,191	4,191	4,191	4,191
Reest -	BA:	0	0	0	0	0	0	0	0	0	0	0
Mar15	OP:	0	0									
	OT:	0	0	0	0	0	0	0	0	0	0	0
Reest -	BA:	-191	-191	-191	-191	-191	-191	-191	-191	-191	-191	-191
Orig	OP:	0	0									
	OT:	110	-191	-191	-191	-191	-191	-191	-191	-191	-191	-191



Sorted by FUNC, SFUN, TID, SUB
 (amounts in millions)

		2015	2016	2017	2018	2019	2020	2021	2022	2023	2024	2025
GENERAL GOVERNMENT (800)												
020 0935 0 1 806 BS01 58 78 10 A												
Sequester												
Pres 16	BA:	-288	0	0	0	0	0	0	0	0	0	0
Reest	OP:	0	0									
	OT:	-288	0	0	0	0	0	0	0	0	0	0
Mar 15	BA:	-288	-272	0	0	0	0	0	0	0	0	0
Base	OP:	0	0									
	OT:	-288	-272	0	0	0	0	0	0	0	0	0
Orig	BA:	-301	0	0	0	0	0	0	0	0	0	0
Pres	OP:	0	0									
	OT:	0	0	0	0	0	0	0	0	0	0	0
Reest -	BA:	0	272	0	0	0	0	0	0	0	0	0
Mar15	OP:	0	0									
	OT:	0	272	0	0	0	0	0	0	0	0	0
Reest -	BA:	13	0	0	0	0	0	0	0	0	0	0
Orig	OP:	0	0									
	OT:	-288	0	0	0	0	0	0	0	0	0	0
Account Total for Build America Bond Payments, Recovery Act												
Pres 16	BA:	3,712	4,000	4,000	4,000	4,000	4,000	4,000	4,000	4,000	4,000	4,000
Reest	OP:	0	0									
	OT:	3,712	4,000	4,000	4,000	4,000	4,000	4,000	4,000	4,000	4,000	4,000
Mar 15	BA:	3,712	3,728	4,000	4,000	4,000	4,000	4,000	4,000	4,000	4,000	4,000
Base	OP:	0	0									
	OT:	3,712	3,728	4,000	4,000	4,000	4,000	4,000	4,000	4,000	4,000	4,000
Orig	BA:	3,890	4,191	4,191	4,191	4,191	4,191	4,191	4,191	4,191	4,191	4,191
Pres	OP:	0	0									
	OT:	3,890	4,191	4,191	4,191	4,191	4,191	4,191	4,191	4,191	4,191	4,191
Reest -	BA:	0	272	0	0	0	0	0	0	0	0	0
Mar15	OP:	0	0									
	OT:	0	272	0	0	0	0	0	0	0	0	0
Reest -	BA:	-178	-191	-191	-191	-191	-191	-191	-191	-191	-191	-191
Orig	OP:	0	0									
	OT:	-178	-191	-191	-191	-191	-191	-191	-191	-191	-191	-191




Sorted by FUNC, SFUN, TID, SUB
 (amounts in millions)

		2015	2016	2017	2018	2019	2020	2021	2022	2023	2024	2025
GENERAL GOVERNMENT (800)												
District of Columbia												
District of Columbia General and Special Payments												
Federal support for economic development and management reforms												
020 1707 0 1 806 AA01 FS FS 03 0												
Appropriation												
Pres 16	BA:	22	52	53	54	55	55	56	57	59	60	61
Reest	OP:	0	0									
	OT:	22	52	53	54	55	55	56	57	59	60	61
Mar 15	BA:	22	22	23	23	24	24	25	25	26	26	27
Base	OP:	0	0									
	OT:	22	22	23	23	24	24	25	25	26	26	27
Orig	BA:	22	52	53	54	55	55	56	57	59	60	61
Pres	OP:	0	0									
	OT:	22	52	53	54	55	55	56	57	59	60	61
Reest -	BA:	0	30	30	31	31	31	31	32	33	34	34
Mar15	OP:	0	0									
	OT:	0	30	30	31	31	31	31	32	33	34	34
Reest -	BA:	0	0	0	0	0	0	0	0	0	0	0
Orig	OP:	0	0									
	OT:	0	0	0	0	0	0	0	0	0	0	0



Sorted by FUNC, SFUN, TID, SUB
 (amounts in millions)

		2015	2016	2017	2018	2019	2020	2021	2022	2023	2024	2025
GENERAL GOVERNMENT (800)												
Federal payment for emergency planning and security cost in the												
020 1771 0 1 806 AA01 FS FS 03 0												
Appropriation												
Pres 16	BA:	13	15	15	16	16	16	16	17	17	17	18
Reest	OP:	0	0									
	OT:	13	15	15	16	16	16	16	17	17	17	18
Mar 15	BA:	13	13	13	14	14	14	15	15	15	15	16
Base	OP:	0	0									
	OT:	13	13	13	14	14	14	15	15	15	15	16
Orig	BA:	13	15	15	16	16	16	16	17	17	17	18
Pres	OP:	0	0									
	OT:	13	15	15	16	16	16	16	17	17	17	18
Reest -	BA:	0	2	2	2	2	2	1	2	2	2	2
Mar15	OP:	0	0									
	OT:	0	2	2	2	2	2	1	2	2	2	2
Reest -	BA:	0	0	0	0	0	0	0	0	0	0	0
Orig	OP:	0	0									
	OT:	0	0	0	0	0	0	0	0	0	0	0
Federal payment for water and sewer services												
020 4446 0 4 806 BE01 32 82 10 0												
Intragovernmental Fund												
Pres 16	BA:	12	12	12	12	12	12	12	12	12	12	12
Reest	OP:	0	0									
	OT:	12	12	12	12	12	12	12	12	12	12	12
Mar 15	BA:	12	12	12	12	12	12	12	12	12	12	12
Base	OP:	0	0									
	OT:	12	12	12	12	12	12	12	12	12	12	12
Orig	BA:	0	0	0	0	0	0	0	0	0	0	0
Pres	OP:	0	0									
	OT:	0	0	0	0	0	0	0	0	0	0	0
Reest -	BA:	0	0	0	0	0	0	0	0	0	0	0
Mar15	OP:	0	0									
	OT:	0	0	0	0	0	0	0	0	0	0	0
Reest -	BA:	12	12	12	12	12	12	12	12	12	12	12
Orig	OP:	0	0									
	OT:	12	12	12	12	12	12	12	12	12	12	12



Sorted by FUNC, SFUN, TID, SUB
 (amounts in millions)

		2015	2016	2017	2018	2019	2020	2021	2022	2023	2024	2025
GENERAL GOVERNMENT (800)												
Department of the Treasury												
Alcohol and Tobacco Tax and Trade Bureau												
Internal revenue collections for Puerto Rico												
020 5737 0 2 806 BA01 58 78 10 0												
Federal Fund												
Pres 16	BA:	260	260	260	260	260	260	260	260	260	260	260
Reest	OP:	0	0									
	OT:	260	260	260	260	260	260	260	260	260	260	260
Mar 15	BA:	260	260	260	260	260	260	260	260	260	260	260
Base	OP:	0	0									
	OT:	260	260	260	260	260	260	260	260	260	260	260
Orig	BA:	391	344	314	323	335	349	360	373	390	397	410
Pres	OP:	0	0									
	OT:	391	344	314	323	335	349	360	373	390	397	410
Reest -	BA:	0	0	0	0	0	0	0	0	0	0	0
Mar15	OP:	0	0									
	OT:	0	0	0	0	0	0	0	0	0	0	0
Reest -	BA:	-131	-84	-54	-63	-75	-89	-100	-113	-130	-137	-150
Orig	OP:	0	0									
	OT:	-131	-84	-54	-63	-75	-89	-100	-113	-130	-137	-150



Sorted by FUNC, SFUN, TID, SUB
 (amounts in millions)

		2015	2016	2017	2018	2019	2020	2021	2022	2023	2024	2025
GENERAL GOVERNMENT (800)												
Department of the Treasury												
Unclaimed assets recovery account												
020 9991 8 1 806 EA01 58 78 20												
Proposed Legislation												
Pres 16	BA:	0	0	0	0	0	0	0	0	0	0	0
Reest	OP:	0	0									
	OT:	0	0	0	0	0	0	0	0	0	0	0
Mar 15	BA:	0	0	0	0	0	0	0	0	0	0	0
Base	OP:	0	0									
	OT:	0	0	0	0	0	0	0	0	0	0	0
Orig	BA:	0	-3	-3	-3	-3	-3	-3	-3	-3	-3	-3
Pres	OP:	0	0									
	OT:	0	-3	-3	-3	-3	-3	-3	-3	-3	-3	-3
Reest -	BA:	0	0	0	0	0	0	0	0	0	0	0
Mar15	OP:	0	0									
	OT:	0	0	0	0	0	0	0	0	0	0	0
Reest -	BA:	0	3	3	3	3	3	3	3	3	3	3
Orig	OP:	0	0									
	OT:	0	3	3	3	3	3	3	3	3	3	3




Sorted by FUNC, SFUN, TID, SUB
 (amounts in millions)

		2015	2016	2017	2018	2019	2020	2021	2022	2023	2024	2025
GENERAL GOVERNMENT (800)												
Department of Homeland Security												
U.S. Customs and Border Protection												
Refunds, Transfers, and Expenses of Operation, Puerto Rico												
070 5687 0 2 806 BA01 58 78 10 0												
Federal Fund												
Pres 16	BA:	94	96	98	100	102	104	107	109	112	114	117
Reest	OP:	0	0									
	OT:	94	96	98	100	102	104	107	109	112	114	117
Mar 15	BA:	94	96	98	100	102	104	107	109	112	114	117
Base	OP:	0	0									
	OT:	94	96	98	100	102	104	107	109	112	114	117
Orig	BA:	98	106	100	101	102	103	104	105	106	108	108
Pres	OP:	202	10									
	OT:	297	106	100	101	102	103	104	104	105	108	108
Reest -	BA:	0	0	0	0	0	0	0	0	0	0	0
Mar15	OP:	0	0									
	OT:	0	0	0	0	0	0	0	0	0	0	0
Reest -	BA:	-4	-10	-2	-1	0	1	3	4	6	6	9
Orig	OP:	-202	-10									
	OT:	-203	-10	-2	-1	0	1	3	5	7	6	9



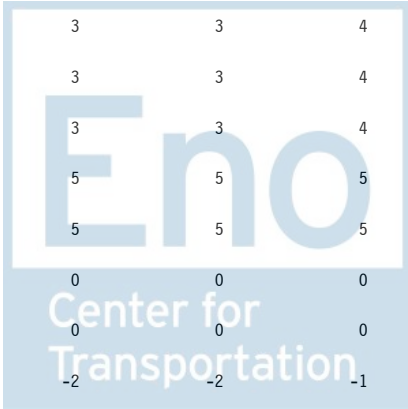
Sorted by FUNC, SFUN, TID, SUB
 (amounts in millions)

		2015	2016	2017	2018	2019	2020	2021	2022	2023	2024	2025
GENERAL GOVERNMENT (800)												
070 5687 0 2 806 BS01 58 78 10 A												
Sequester												
Pres 16	BA:	-7	0	0	0	0	0	0	0	0	0	0
Reest	OP:	0	0									
	OT:	-7	0	0	0	0	0	0	0	0	0	0
Mar 15	BA:	-7	-7	0	0	0	0	0	0	0	0	0
Base	OP:	0	0									
	OT:	-7	-7	0	0	0	0	0	0	0	0	0
Orig	BA:	0	0	0	0	0	0	0	0	0	0	0
Pres	OP:	0	0									
	OT:	0	0	0	0	0	0	0	0	0	0	0
Reest -	BA:	0	7	0	0	0	0	0	0	0	0	0
Mar15	OP:	0	0									
	OT:	0	7	0	0	0	0	0	0	0	0	0
Reest -	BA:	-7	0	0	0	0	0	0	0	0	0	0
Orig	OP:	0	0									
	OT:	-7	0	0	0	0	0	0	0	0	0	0
070 5687 0 2 806 BS20 58 78 10 A												
Sequester												
Pop up												
Pres 16	BA:	7	7	0	0	0	0	0	0	0	0	0
Reest	OP:	0	0									
	OT:	7	7	0	0	0	0	0	0	0	0	0
Mar 15	BA:	7	7	7	0	0	0	0	0	0	0	0
Base	OP:	0	0									
	OT:	7	7	7	0	0	0	0	0	0	0	0
Orig	BA:	0	0	0	0	0	0	0	0	0	0	0
Pres	OP:	0	0									
	OT:	0	0	0	0	0	0	0	0	0	0	0
Reest -	BA:	0	0	-7	0	0	0	0	0	0	0	0
Mar15	OP:	0	0									
	OT:	0	0	-7	0	0	0	0	0	0	0	0
Reest -	BA:	7	7	0	0	0	0	0	0	0	0	0
Orig	OP:	0	0									
	OT:	7	7	0	0	0	0	0	0	0	0	0



Sorted by FUNC, SFUN, TID, SUB
 (amounts in millions)

		2015	2016	2017	2018	2019	2020	2021	2022	2023	2024	2025
GENERAL GOVERNMENT (800)												
Account Total for Refunds, Transfers, and Expenses of Operation, Puerto Rico												
Pres 16	BA:	94	103	98	100	102	104	107	109	112	114	117
Reest	OP:	0	0									
	OT:	94	103	98	100	102	104	107	109	112	114	117
Mar 15	BA:	94	96	105	100	102	104	107	109	112	114	117
Base	OP:	0	0									
	OT:	94	96	105	100	102	104	107	109	112	114	117
Orig	BA:	98	106	100	101	102	103	104	105	106	108	108
Pres	OP:	202	10									
	OT:	297	106	100	101	102	103	104	104	105	108	108
Reest -	BA:	0	7	-7	0	0	0	0	0	0	0	0
Mar15	OP:	0	0									
	OT:	0	7	-7	0	0	0	0	0	0	0	0
Reest -	BA:	-4	-3	-2	-1	0	1	3	4	6	6	9
Orig	OP:	-202	-10									
	OT:	-203	-3	-2	-1	0	1	3	5	7	6	9
Department of Energy												
Energy Programs												
Payments to States under Federal Power Act												
089 5105 0 2 806 BA01 30 72 10 0												
Federal Fund												
Pres 16	BA:	3	3	3	3	3	3	3	3	3	4	4
Reest	OP:	0	0									
	OT:	3	3	3	3	3	3	3	3	3	4	4
Mar 15	BA:	3	3	3	3	3	3	3	3	3	4	4
Base	OP:	0	0									
	OT:	3	3	3	3	3	3	3	3	3	4	4
Orig	BA:	4	4	4	5	5	5	5	5	5	5	5
Pres	OP:	4	0									
	OT:	8	4	4	5	5	5	5	5	5	5	0
Reest -	BA:	0	0	0	0	0	0	0	0	0	0	0
Mar15	OP:	0	0									
	OT:	0	0	0	0	0	0	0	0	0	0	0
Reest -	BA:	-1	-1	-1	-2	-2	-2	-2	-2	-2	-1	-1
Orig	OP:	-4	0									
	OT:	-5	-1	-1	-2	-2	-2	-2	-2	-2	-1	4



Sorted by FUNC, SFUN, TID, SUB
 (amounts in millions)

		2015	2016	2017	2018	2019	2020	2021	2022	2023	2024	2025
GENERAL GOVERNMENT (800)												
District of Columbia												
District of Columbia Courts												
District of Columbia Crime Victims Compensation Fund												
095 5676 0 2 806 BA01 99 99 10												
Federal Fund												
Pres 16	BA:	0	0	0	0	0	0	0	0	0	0	0
Reest	OP:	0	0									
	OT:	0	0	0	0	0	0	0	0	0	0	0
Mar 15	BA:	0	0	0	0	0	0	0	0	0	0	0
Base	OP:	0	0									
	OT:	0	0	0	0	0	0	0	0	0	0	0
Orig	BA:	6	6	6	6	6	6	6	6	6	6	6
Pres	OP:	1	1									
	OT:	6	6	6	6	6	6	6	6	6	6	6
Reest -	BA:	0	0	0	0	0	0	0	0	0	0	0
Mar15	OP:	0	0									
	OT:	0	0	0	0	0	0	0	0	0	0	0
Reest -	BA:	-6	-6	-6	-6	-6	-6	-6	-6	-6	-6	-6
Orig	OP:	-1	-1									
	OT:	-6	-6	-6	-6	-6	-6	-6	-6	-6	-6	-6



Sorted by FUNC, SFUN, TID, SUB
 (amounts in millions)

		2015	2016	2017	2018	2019	2020	2021	2022	2023	2024	2025
GENERAL GOVERNMENT (800)												
Corps of Engineers--Civil Works												
Corps of Engineers--Civil Works												
Permanent appropriations												
096 9921 0 2 806 BA01 30 72 10												
Federal Fund												
Pres 16	BA:	0	0	0	0	0	0	0	0	0	0	0
Reest	OP:	0	0									
	OT:	0	0	0	0	0	0	0	0	0	0	0
Mar 15	BA:	0	0	0	0	0	0	0	0	0	0	0
Base	OP:	0	0									
	OT:	0	0	0	0	0	0	0	0	0	0	0
Orig	BA:	6	4	4	4	4	4	4	4	4	4	4
Pres	OP:	0	0									
	OT:	0	2	2	2	2	2	2	2	2	2	0
Reest -	BA:	0	0	0	0	0	0	0	0	0	0	0
Mar15	OP:	0	0									
	OT:	0	0	0	0	0	0	0	0	0	0	0
Reest -	BA:	-6	-4	-4	-4	-4	-4	-4	-4	-4	-4	-4
Orig	OP:	0	0									
	OT:	0	-2	-2	-2	-2	-2	-2	-2	-2	-2	0




Sorted by FUNC, SFUN, TID, SUB
 (amounts in millions)

		2015	2016	2017	2018	2019	2020	2021	2022	2023	2024	2025
GENERAL GOVERNMENT (800)												
Department of the Interior												
Department of the Interior												
Geothermal lease revenues, county share												
099 9990 8 1 806 CB01 XX XX 20												
Offsetting Receipts												
Pres 16	BA:	0	0	0	0	0	0	0	0	0	0	0
Reest	OP:	0	0									
	OT:	0	0	0	0	0	0	0	0	0	0	0
Mar 15	BA:	0	0	0	0	0	0	0	0	0	0	0
Base	OP:	0	0									
	OT:	0	0	0	0	0	0	0	0	0	0	0
Orig	BA:	-4	-4	-4	-4	-5	-5	-5	-5	-5	-5	-5
Pres	OP:	0	0									
	OT:	-4	-4	-4	-4	-5	-5	-5	-5	-5	-5	-5
Reest -	BA:	0	0	0	0	0	0	0	0	0	0	0
Mar15	OP:	0	0									
	OT:	0	0	0	0	0	0	0	0	0	0	0
Reest -	BA:	4	4	4	4	5	5	5	5	5	5	5
Orig	OP:	0	0									
	OT:	4	4	4	4	5	5	5	5	5	5	5



Sorted by FUNC, SFUN, TID, SUB
 (amounts in millions)

		2015	2016	2017	2018	2019	2020	2021	2022	2023	2024	2025
GENERAL GOVERNMENT (800)												
099 9990 8 1 806 EA01 36 74 20												
Proposed Legislation												
Pres 16	BA:	0	0	0	0	0	0	0	0	0	0	0
Reest	OP:	0	0									
	OT:	0	0	0	0	0	0	0	0	0	0	0
Mar 15	BA:	0	0	0	0	0	0	0	0	0	0	0
Base	OP:	0	0									
	OT:	0	0	0	0	0	0	0	0	0	0	0
Orig	BA:	0	4	4	4	5	5	5	5	5	5	5
Pres	OP:	0	0									
	OT:	0	4	4	4	5	5	5	5	5	5	5
Reest -	BA:	0	0	0	0	0	0	0	0	0	0	0
Mar15	OP:	0	0									
	OT:	0	0	0	0	0	0	0	0	0	0	0
Reest -	BA:	0	-4	-4	-4	-5	-5	-5	-5	-5	-5	-5
Orig	OP:	0	0									
	OT:	0	-4	-4	-4	-5	-5	-5	-5	-5	-5	-5
Account Total for Geothermal lease revenues, county share												
Pres 16	BA:	0	0	0	0	0	0	0	0	0	0	0
Reest	OP:	0	0									
	OT:	0	0	0	0	0	0	0	0	0	0	0
Mar 15	BA:	0	0	0	0	0	0	0	0	0	0	0
Base	OP:	0	0									
	OT:	0	0	0	0	0	0	0	0	0	0	0
Orig	BA:	-4	0	0	0	0	0	0	0	0	0	0
Pres	OP:	0	0									
	OT:	-4	0	0	0	0	0	0	0	0	0	0
Reest -	BA:	0	0	0	0	0	0	0	0	0	0	0
Mar15	OP:	0	0									
	OT:	0	0	0	0	0	0	0	0	0	0	0
Reest -	BA:	4	0	0	0	0	0	0	0	0	0	0
Orig	OP:	0	0									
	OT:	4	0	0	0	0	0	0	0	0	0	0



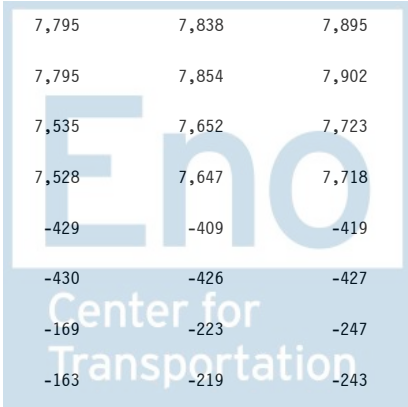
Sorted by FUNC, SFUN, TID, SUB
 (amounts in millions)

		2015	2016	2017	2018	2019	2020	2021	2022	2023	2024	2025
GENERAL GOVERNMENT (800)												
District of Columbia												
District of Columbia Courts												
Federal Payment to the District of Columbia Courts												
349 1712 0 1 806 AA01 FS FS 03 0												
Appropriation												
Pres 16	BA:	245	274	278	284	287	290	296	302	308	314	320
Reest	OP:	23	25									
	OT:	244	272	278	283	287	290	295	301	307	313	319
Mar 15	BA:	245	250	256	262	269	276	282	290	297	304	312
Base	OP:	23	25									
	OT:	244	250	255	261	268	275	281	289	296	303	311
Orig	BA:	245	274	278	284	287	290	296	302	308	314	320
Pres	OP:	53	61									
	OT:	236	266	268	278	284	288	294	299	306	311	318
Reest -	BA:	0	24	22	22	18	14	14	12	11	10	8
Mar15	OP:	0	0									
	OT:	0	22	23	22	19	15	14	12	11	10	8
Reest -	BA:	0	0	0	0	0	0	0	0	0	0	0
Orig	OP:	-30	-36									
	OT:	8	6	10	5	3	2	1	2	1	2	1



Sorted by FUNC, SFUN, TID, SUB
 (amounts in millions)

		2015	2016	2017	2018	2019	2020	2021	2022	2023	2024	2025
GENERAL GOVERNMENT (800)												
Federal Payment for Defender Services in District of Columbia Co												
349 1736 0 1 806 AA01 FS FS 03 0												
Appropriation												
Pres 16	BA:	50	50	51	52	53	53	54	55	56	57	59
Reest	OP:	5	5									
	OT:	50	50	51	52	53	53	54	55	56	57	59
Mar 15	BA:	50	51	52	53	54	55	56	57	58	59	61
Base	OP:	5	5									
	OT:	50	51	52	53	54	55	56	57	58	59	61
Orig	BA:	50	50	51	52	53	53	54	55	56	57	59
Pres	OP:	15	18									
	OT:	53	56	55	56	56	55	53	54	56	57	58
Reest -	BA:	0	-1	-1	-1	-1	-2	-2	-2	-2	-2	-2
Mar15	OP:	0	0									
	OT:	0	-1	-1	-1	-1	-2	-2	-2	-2	-2	-2
Reest -	BA:	0	0	0	0	0	0	0	0	0	0	0
Orig	OP:	-10	-13									
	OT:	-3	-6	-4	-4	-3	-2	1	1	0	0	1
Subfunction Total for 806 General purpose fiscal assistance (806)												
Pres 16	BA:	7,565	7,909	7,114	7,145	7,195	7,216	7,298	7,366	7,429	7,476	7,515
Reest	OP:	112	113									
	OT:	7,609	7,993	7,156	7,162	7,205	7,226	7,297	7,365	7,428	7,475	7,514
Mar 15	BA:	7,359	7,231	7,532	7,479	7,563	7,626	7,718	7,795	7,838	7,895	7,945
Base	OP:	112	113									
	OT:	7,424	7,298	7,562	7,483	7,567	7,630	7,720	7,795	7,854	7,902	7,947
Orig	BA:	7,630	8,014	7,160	7,214	7,310	7,367	7,465	7,535	7,652	7,723	7,793
Pres	OP:	485	282									
	OT:	7,935	8,013	7,165	7,215	7,311	7,372	7,460	7,528	7,647	7,718	7,781
Reest -	BA:	206	678	-418	-334	-368	-410	-420	-429	-409	-419	-430
Mar15	OP:	0	0									
	OT:	185	695	-406	-321	-362	-404	-423	-430	-426	-427	-433
Reest -	BA:	-65	-105	-46	-69	-115	-151	-167	-169	-223	-247	-278
Orig	OP:	-373	-169									
	OT:	-326	-20	-9	-53	-106	-146	-163	-163	-219	-243	-267




Sorted by FUNC, SFUN, TID, SUB
 (amounts in millions)

		2015	2016	2017	2018	2019	2020	2021	2022	2023	2024	2025
GENERAL GOVERNMENT (800)												
Other general government (808)												
Legislative Branch												
Government Printing Office												
Office of Superintendent of Documents, Salaries and Expenses												
004 0201 0 1 808 AA01 LB LB 03 0												
Appropriation												
Pres 16	BA:	32	31	32	32	33	33	34	34	35	36	36
Reest	OP:	9	9									
	OT:	31	31	32	32	33	33	34	34	35	35	36
Mar 15	BA:	32	33	34	34	35	36	37	38	39	40	42
Base	OP:	9	9									
	OT:	31	32	34	34	35	35	36	37	38	39	41
Orig	BA:	32	31	32	32	33	33	34	34	35	36	36
Pres	OP:	11	12									
	OT:	37	37	35	32	32	33	34	34	35	36	36
Reest -	BA:	0	-2	-2	-2	-2	-3	-3	-4	-4	-4	-6
Mar15	OP:	0	0									
	OT:	0	-1	-2	-2	-2	-2	-2	-3	-3	-4	-5
Reest -	BA:	0	0	0	0	0	0	0	0	0	0	0
Orig	OP:	-2	-3									
	OT:	-6	-6	-3	0	1	0	0	0	0	-1	0



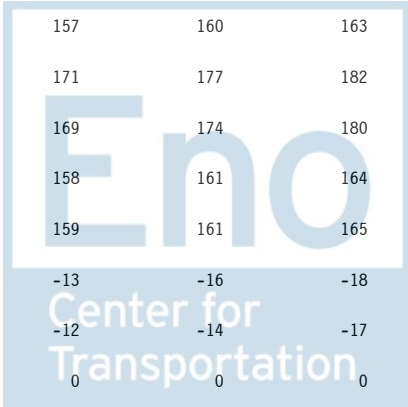
Sorted by FUNC, SFUN, TID, SUB
 (amounts in millions)

		2015	2016	2017	2018	2019	2020	2021	2022	2023	2024	2025
GENERAL GOVERNMENT (800)												
Government Publishing Office Business Operations Revolving Fund												
004 4505 0 4 808 AA01 LB LB 03 0												
Appropriation												
Pres 16	BA:	9	10	10	10	11	11	11	11	11	11	12
Reest	OP:	4	5									
	OT:	9	10	10	10	11	11	11	11	11	11	12
Mar 15	BA:	9	9	9	10	10	10	10	11	11	11	12
Base	OP:	4	5									
	OT:	9	10	9	10	10	10	10	11	11	11	12
Orig	BA:	9	10	10	10	11	11	11	11	11	11	12
Pres	OP:	6	10									
	OT:	10	15	16	16	17	18	18	18	18	18	18
Reest -	BA:	0	1	1	0	1	1	1	0	0	0	0
Mar15	OP:	0	0									
	OT:	0	0	1	0	1	1	1	0	0	0	0
Reest -	BA:	0	0	0	0	0	0	0	0	0	0	0
Orig	OP:	-2	-5									
	OT:	-1	-5	-6	-6	-6	-7	-7	-7	-7	-7	-6
004 4505 0 4 808 BE01 34 88 10												
Intragovernmental Fund												
Pres 16	BA:	0	0	0	0	0	0	0	0	0	0	0
Reest	OP:	0	0									
	OT:	0	0	0	0	0	0	0	0	0	0	0
Mar 15	BA:	0	0	0	0	0	0	0	0	0	0	0
Base	OP:	0	0									
	OT:	0	0	0	0	0	0	0	0	0	0	0
Orig	BA:	0	0	0	0	0	0	0	0	0	0	0
Pres	OP:	80	135									
	OT:	-52	4	-18	12	9	8	5	3	2	-1	-4
Reest -	BA:	0	0	0	0	0	0	0	0	0	0	0
Mar15	OP:	0	0									
	OT:	0	0	0	0	0	0	0	0	0	0	0
Reest -	BA:	0	0	0	0	0	0	0	0	0	0	0
Orig	OP:	-80	-135									
	OT:	52	-4	18	-12	-9	-8	-5	-3	-2	1	4



Sorted by FUNC, SFUN, TID, SUB
 (amounts in millions)

		2015	2016	2017	2018	2019	2020	2021	2022	2023	2024	2025
GENERAL GOVERNMENT (800)												
Account Total for Government Publishing Office Business Operations Revolving Fund												
Pres 16	BA:	9	10	10	10	11	11	11	11	11	11	12
Reest	OP:	4	5		10	11	11	11	11	11	11	12
	OT:	9	10	10	10	11	11	11	11	11	11	12
Mar 15	BA:	9	9	9	10	10	10	10	11	11	11	12
Base	OP:	4	5		10	10	10	10	11	11	11	12
	OT:	9	10	9	10	10	10	10	11	11	11	12
Orig	BA:	9	10	10	10	11	11	11	11	11	11	12
Pres	OP:	86	145		10	11	11	11	11	11	11	12
	OT:	-42	19	-2	28	26	26	23	21	20	17	14
Reest -	BA:	0	1	1	0	1	1	1	0	0	0	0
Mar15	OP:	0	0		0	1	1	1	0	0	0	0
	OT:	0	0	1	0	1	1	1	0	0	0	0
Reest -	BA:	0	0	0	0	0	0	0	0	0	0	0
Orig	OP:	-82	-140		0	0	0	0	0	0	0	0
	OT:	51	-9	12	-18	-15	-15	-12	-10	-9	-6	-2
Department of the Interior												
Office of the Special Trustee for American Indians												
Federal trust programs												
014 0120 0 1 808 AA01 IN IN 03 0												
Appropriation												
Pres 16	BA:	139	143	146	149	150	152	155	158	161	164	168
Reest	OP:	43	42		148	149	151	154	157	160	163	166
	OT:	140	142	145	148	149	151	154	157	160	163	166
Mar 15	BA:	139	143	147	151	156	161	166	171	177	182	187
Base	OP:	43	42		149	154	159	164	169	174	180	185
	OT:	140	142	145	149	154	159	164	169	174	180	185
Orig	BA:	139	143	146	149	150	152	155	158	161	164	168
Pres	OP:	12	7		152	154	154	157	159	161	165	169
	OT:	141	146	149	152	154	154	157	159	161	165	169
Reest -	BA:	0	0	-1	-2	-6	-9	-11	-13	-16	-18	-19
Mar15	OP:	0	0		-1	-5	-8	-10	-12	-14	-17	-19
	OT:	0	0	0	-1	-5	-8	-10	-12	-14	-17	-19
Reest -	BA:	0	0	0	0	0	0	0	0	0	0	0
Orig	OP:	31	35		0	0	0	0	0	0	0	0
	OT:	-1	-4	-4	-4	-5	-3	-3	-2	-1	-2	-3



Sorted by FUNC, SFUN, TID, SUB
 (amounts in millions)

		2015	2016	2017	2018	2019	2020	2021	2022	2023	2024	2025
GENERAL GOVERNMENT (800)												
Insular Affairs												
Assistance to territories												
014 0412 0 1 808 AA01 IN IN 03 0												
Appropriation												
Pres 16	BA:	58	72	73	75	76	76	78	80	81	83	84
Reest	OP:	19	19									
	OT:	57	66	71	74	75	75	77	78	80	81	83
Mar 15	BA:	58	59	60	61	63	64	65	67	68	70	71
Base	OP:	19	19									
	OT:	57	57	59	60	62	63	64	66	67	69	70
Orig	BA:	58	72	73	75	76	76	78	80	81	83	84
Pres	OP:	63	25									
	OT:	101	72	73	74	75	76	79	80	82	83	85
Reest -	BA:	0	13	13	14	13	12	13	13	13	13	13
Mar15	OP:	0	0									
	OT:	0	9	12	14	13	12	13	12	13	12	13
Reest -	BA:	0	0	0	0	0	0	0	0	0	0	0
Orig	OP:	-44	-6									
	OT:	-44	-6	-2	0	0	-1	-2	-2	-2	-2	-2




Sorted by FUNC, SFUN, TID, SUB
 (amounts in millions)

		2015	2016	2017	2018	2019	2020	2021	2022	2023	2024	2025
GENERAL GOVERNMENT (800)												
014 0412 0 1 808 AA02 IN IN 10 0												
Appropriation												
CNMI construction grants												
Pres 16	BA:	28	28	28	28	28	28	28	28	28	28	28
Reest	OP:	3	3									
	OT:	28	28	28	28	28	28	28	28	28	28	28
Mar 15	BA:	28	28	28	28	28	28	28	28	28	28	28
Base	OP:	3	3									
	OT:	28	28	28	28	28	28	28	28	28	28	28
Orig	BA:	28	28	28	28	28	28	28	28	28	28	28
Pres	OP:	26	27									
	OT:	27	28	28	28	28	28	28	28	28	28	28
Reest -	BA:	0	0	0	0	0	0	0	0	0	0	0
Mar15	OP:	0	0									
	OT:	0	0	0	0	0	0	0	0	0	0	0
Reest -	BA:	0	0	0	0	0	0	0	0	0	0	0
Orig	OP:	-23	-24									
	OT:	1	0	0	0	0	0	0	0	0	0	0
014 0412 0 1 808 BS01 36 74 10 A												
Sequester												
Pres 16	BA:	-1	0	0	0	0	0	0	0	0	0	0
Reest	OP:	0	0									
	OT:	-1	0	0	0	0	0	0	0	0	0	0
Mar 15	BA:	-1	0	0	0	0	0	0	0	0	0	0
Base	OP:	0	0									
	OT:	-1	0	0	0	0	0	0	0	0	0	0
Orig	BA:	0	0	0	0	0	0	0	0	0	0	0
Pres	OP:	0	0									
	OT:	0	0	0	0	0	0	0	0	0	0	0
Reest -	BA:	0	0	0	0	0	0	0	0	0	0	0
Mar15	OP:	0	0									
	OT:	0	0	0	0	0	0	0	0	0	0	0
Reest -	BA:	-1	0	0	0	0	0	0	0	0	0	0
Orig	OP:	0	0									
	OT:	-1	0	0	0	0	0	0	0	0	0	0




Sorted by FUNC, SFUN, TID, SUB
 (amounts in millions)

		2015	2016	2017	2018	2019	2020	2021	2022	2023	2024	2025
GENERAL GOVERNMENT (800)												
Account Total for Assistance to territories												
Pres 16	BA:	85	100	101	103	104	104	106	108	109	111	112
Reest	OP:	22	22									
	OT:	84	94	99	102	103	103	105	106	108	109	111
Mar 15	BA:	85	87	88	89	91	92	93	95	96	98	99
Base	OP:	22	22									
	OT:	84	85	87	88	90	91	92	94	95	97	98
Orig	BA:	86	100	101	103	104	104	106	108	109	111	112
Pres	OP:	89	52									
	OT:	128	100	101	102	103	104	107	108	110	111	113
Reest -	BA:	0	13	13	14	13	12	13	13	13	13	13
Mar15	OP:	0	0									
	OT:	0	9	12	14	13	12	13	12	13	12	13
Reest -	BA:	-1	0	0	0	0	0	0	0	0	0	0
Orig	OP:	-67	-30									
	OT:	-44	-6	-2	0	0	-1	-2	-2	-2	-2	-2
Compact of free association												
014 0415 0 1 808 AA03 IN IN 03 0												
Appropriation												
Pres 16	BA:	3	3	3	3	3	3	3	3	3	3	4
Reest	OP:	0	0									
	OT:	3	3	3	3	3	3	3	3	3	3	4
Mar 15	BA:	3	3	3	3	3	3	3	3	3	3	3
Base	OP:	0	0									
	OT:	3	3	3	3	3	3	3	3	3	3	3
Orig	BA:	3	3	3	3	3	3	3	3	3	3	4
Pres	OP:	15	16									
	OT:	3	4	4	3	4	4	3	2	4	2	4
Reest -	BA:	0	0	0	0	0	0	0	0	0	0	1
Mar15	OP:	0	0									
	OT:	0	0	0	0	0	0	0	0	0	0	1
Reest -	BA:	0	0	0	0	0	0	0	0	0	0	0
Orig	OP:	-15	-16									
	OT:	0	-1	-1	0	-1	-1	0	1	-1	1	0




Sorted by FUNC, SFUN, TID, SUB
 (amounts in millions)

		2015	2016	2017	2018	2019	2020	2021	2022	2023	2024	2025
GENERAL GOVERNMENT (800)												
014 0415 0 1 808 BA01 36 74 10 A												
Federal Fund												
Micronesia/Marshalls Compact												
Pres 16	BA:	213	215	217	220	223	225	230	232	234	2	0
Reest	OP:	43	43									
	OT:	213	215	217	219	222	225	229	232	234	48	0
Mar 15	BA:	213	215	217	220	223	225	230	232	234	2	0
Base	OP:	43	43									
	OT:	213	215	217	219	222	225	229	232	234	48	0
Orig	BA:	226	218	224	227	230	233	237	240	243	1	1
Pres	OP:	32	33									
	OT:	224	218	224	227	229	233	237	240	243	37	25
Reest -	BA:	0	0	0	0	0	0	0	0	0	0	0
Mar15	OP:	0	0									
	OT:	0	0	0	0	0	0	0	0	0	0	0
Reest -	BA:	-13	-3	-7	-7	-7	-8	-7	-8	-9	1	-1
Orig	OP:	11	10									
	OT:	-11	-3	-7	-8	-7	-8	-8	-8	-9	11	-25
014 0415 0 1 808 EA01 36 74 10												
Proposed Legislation												
Pres 16	BA:	0	41	29	20	18	17	16	10	7	5	0
Reest	OP:	0	0									
	OT:	0	41	29	20	18	17	16	10	7	5	0
Mar 15	BA:	0	0	0	0	0	0	0	0	0	0	0
Base	OP:	0	0									
	OT:	0	0	0	0	0	0	0	0	0	0	0
Orig	BA:	0	41	29	20	18	17	16	10	7	5	0
Pres	OP:	0	0									
	OT:	0	41	29	20	18	17	16	10	7	5	0
Reest -	BA:	0	41	29	20	18	17	16	10	7	5	0
Mar15	OP:	0	0									
	OT:	0	41	29	20	18	17	16	10	7	5	0
Reest -	BA:	0	0	0	0	0	0	0	0	0	0	0
Orig	OP:	0	0									
	OT:	0	0	0	0	0	0	0	0	0	0	0




Sorted by FUNC, SFUN, TID, SUB
 (amounts in millions)

		2015	2016	2017	2018	2019	2020	2021	2022	2023	2024	2025
GENERAL GOVERNMENT (800)												
Account Total for Compact of free association												
Pres 16	BA:	216	259	249	243	244	245	249	245	244	10	4
Reest	OP:	43	43									
	OT:	216	259	249	242	243	245	248	245	244	56	4
Mar 15	BA:	216	218	220	223	226	228	233	235	237	5	3
Base	OP:	43	43									
	OT:	216	218	220	222	225	228	232	235	237	51	3
Orig	BA:	229	262	256	250	251	253	256	253	253	9	5
Pres	OP:	47	49									
	OT:	227	263	257	250	251	254	256	252	254	44	29
Reest -	BA:	0	41	29	20	18	17	16	10	7	5	1
Mar15	OP:	0	0									
	OT:	0	41	29	20	18	17	16	10	7	5	1
Reest -	BA:	-13	-3	-7	-7	-7	-8	-7	-8	-9	1	-1
Orig	OP:	-4	-6									
	OT:	-11	-4	-8	-8	-8	-9	-8	-7	-10	12	-25
Department of the Treasury												
Departmental Offices												
Pay for Success												
020 0113 0 1 808 BA01 99 99 10												
Federal Fund												
Pres 16	BA:	0	0	0	0	0	0	0	0	0	0	0
Reest	OP:	0	0									
	OT:	0	0	0	0	0	0	0	0	0	0	0
Mar 15	BA:	0	0	0	0	0	0	0	0	0	0	0
Base	OP:	0	0									
	OT:	0	0	0	0	0	0	0	0	0	0	0
Orig	BA:	0	300	0	0	0	0	0	0	0	0	0
Pres	OP:	0	0									
	OT:	0	29	21	10	24	40	56	46	42	24	8
Reest -	BA:	0	0	0	0	0	0	0	0	0	0	0
Mar15	OP:	0	0									
	OT:	0	0	0	0	0	0	0	0	0	0	0
Reest -	BA:	0	-300	0	0	0	0	0	0	0	0	0
Orig	OP:	0	0									
	OT:	0	-29	-21	-10	-24	-40	-56	-46	-42	-24	-8



Sorted by FUNC, SFUN, TID, SUB
 (amounts in millions)

		2015	2016	2017	2018	2019	2020	2021	2022	2023	2024	2025
GENERAL GOVERNMENT (800)												
020 0113 0 1 808 EA01 42 86 10												
Proposed Legislation												
Pres 16	BA:	0	300	0	0	0	0	0	0	0	0	0
Reest	OP:	0	0									
	OT:	0	29	21	10	24	40	56	46	42	24	8
Mar 15	BA:	0	0	0	0	0	0	0	0	0	0	0
Base	OP:	0	0									
	OT:	0	0	0	0	0	0	0	0	0	0	0
Orig	BA:	0	300	0	0	0	0	0	0	0	0	0
Pres	OP:	0	0									
	OT:	0	29	21	10	24	40	56	46	42	24	8
Reest -	BA:	0	300	0	0	0	0	0	0	0	0	0
Mar15	OP:	0	0									
	OT:	0	29	21	10	24	40	56	46	42	24	8
Reest -	BA:	0	0	0	0	0	0	0	0	0	0	0
Orig	OP:	0	0									
	OT:	0	0	0	0	0	0	0	0	0	0	0
Account Total for Pay for Success												
Pres 16	BA:	0	300	0	0	0	0	0	0	0	0	0
Reest	OP:	0	0									
	OT:	0	29	21	10	24	40	56	46	42	24	8
Mar 15	BA:	0	0	0	0	0	0	0	0	0	0	0
Base	OP:	0	0									
	OT:	0	0	0	0	0	0	0	0	0	0	0
Orig	BA:	0	600	0	0	0	0	0	0	0	0	0
Pres	OP:	0	0									
	OT:	0	58	42	20	48	80	112	92	84	48	16
Reest -	BA:	0	300	0	0	0	0	0	0	0	0	0
Mar15	OP:	0	0									
	OT:	0	29	21	10	24	40	56	46	42	24	8
Reest -	BA:	0	-300	0	0	0	0	0	0	0	0	0
Orig	OP:	0	0									
	OT:	0	-29	-21	-10	-24	-40	-56	-46	-42	-24	-8




Sorted by FUNC, SFUN, TID, SUB
 (amounts in millions)

		2015	2016	2017	2018	2019	2020	2021	2022	2023	2024	2025
GENERAL GOVERNMENT (800)												
Fiscal Service												
Claims, Judgments, and Relief Acts												
020 1895 0 1 808 BA01 42 86 10 1												
Federal Fund												
Pres 16	BA:	2,500	2,000	2,000	2,000	2,000	2,000	2,000	2,000	2,000	2,000	2,000
Reest	OP:	0	0									
	OT:	2,500	2,000	2,000	2,000	2,000	2,000	2,000	2,000	2,000	2,000	2,000
Mar 15	BA:	2,500	2,000	2,000	2,000	2,000	2,000	2,000	2,000	2,000	2,000	2,000
Base	OP:	0	0									
	OT:	2,500	2,000	2,000	2,000	2,000	2,000	2,000	2,000	2,000	2,000	2,000
Orig	BA:	816	816	816	816	816	816	816	816	816	816	816
Pres	OP:	692	692									
	OT:	816	816	816	816	816	816	816	816	816	816	816
Reest -	BA:	0	0	0	0	0	0	0	0	0	0	0
Mar15	OP:	0	0									
	OT:	0	0	0	0	0	0	0	0	0	0	0
Reest -	BA:	1,684	1,184	1,184	1,184	1,184	1,184	1,184	1,184	1,184	1,184	1,184
Orig	OP:	-692	-692									
	OT:	1,684	1,184	1,184	1,184	1,184	1,184	1,184	1,184	1,184	1,184	1,184



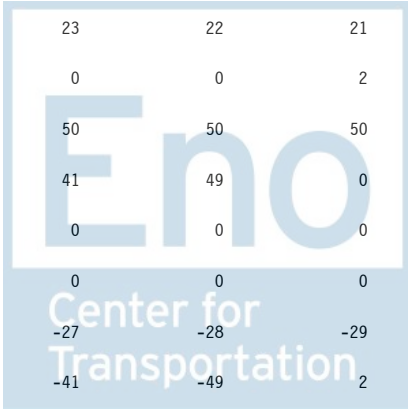
Sorted by FUNC, SFUN, TID, SUB
 (amounts in millions)

		2015	2016	2017	2018	2019	2020	2021	2022	2023	2024	2025
GENERAL GOVERNMENT (800)												
Departmental Offices												
Presidential election campaign fund												
020 5081 0 2 808 BA01 34 88 10 N												
Federal Fund												
Pres 16	BA:	32	31	29	28	27	26	24	23	22	21	20
Reest	OP:	0	0									
	OT:	0	2	0	0	0	2	0	0	0	2	0
Mar 15	BA:	32	31	29	28	27	26	24	23	22	21	20
Base	OP:	0	0									
	OT:	0	2	0	0	0	2	0	0	0	2	0
Orig	BA:	48	54	50	50	50	50	50	50	50	50	50
Pres	OP:	38	201									
	OT:	40	205	1	0	39	173	0	41	49	0	0
Reest -	BA:	0	0	0	0	0	0	0	0	0	0	0
Mar15	OP:	0	0									
	OT:	0	0	0	0	0	0	0	0	0	0	0
Reest -	BA:	-16	-23	-21	-22	-23	-24	-26	-27	-28	-29	-30
Orig	OP:	-38	-201									
	OT:	-40	-203	-1	0	-39	-171	0	-41	-49	2	0
020 5081 0 2 808 BS01 34 88 10 A												
Sequester												
Pres 16	BA:	-2	0	0	0	0	0	0	0	0	0	0
Reest	OP:	0	0									
	OT:	-2	0	0	0	0	0	0	0	0	0	0
Mar 15	BA:	-2	-2	0	0	0	0	0	0	0	0	0
Base	OP:	0	0									
	OT:	-2	-2	0	0	0	0	0	0	0	0	0
Orig	BA:	0	0	0	0	0	0	0	0	0	0	0
Pres	OP:	0	0									
	OT:	0	0	0	0	0	0	0	0	0	0	0
Reest -	BA:	0	2	0	0	0	0	0	0	0	0	0
Mar15	OP:	0	0									
	OT:	0	2	0	0	0	0	0	0	0	0	0
Reest -	BA:	-2	0	0	0	0	0	0	0	0	0	0
Orig	OP:	0	0									
	OT:	-2	0	0	0	0	0	0	0	0	0	0



Sorted by FUNC, SFUN, TID, SUB
 (amounts in millions)

		2015	2016	2017	2018	2019	2020	2021	2022	2023	2024	2025
GENERAL GOVERNMENT (800)												
020 5081 0 2 808 BS20 34 88 10 A												
Sequester												
		Pop up										
Pres 16	BA:	2	2	0	0	0	0	0	0	0	0	0
Reest	OP:	0	0									
	OT:	2	2	0	0	0	0	0	0	0	0	0
Mar 15	BA:	2	2	2	0	0	0	0	0	0	0	0
Base	OP:	0	0									
	OT:	2	2	2	0	0	0	0	0	0	0	0
Orig	BA:	0	0	0	0	0	0	0	0	0	0	0
Pres	OP:	0	0									
	OT:	0	0	0	0	0	0	0	0	0	0	0
Reest -	BA:	0	0	-2	0	0	0	0	0	0	0	0
Mar15	OP:	0	0									
	OT:	0	0	-2	0	0	0	0	0	0	0	0
Reest -	BA:	2	2	0	0	0	0	0	0	0	0	0
Orig	OP:	0	0									
	OT:	2	2	0	0	0	0	0	0	0	0	0
Account Total for Presidential election campaign fund												
Pres 16	BA:	32	33	29	28	27	26	24	23	22	21	20
Reest	OP:	0	0									
	OT:	0	4	0	0	0	2	0	0	0	2	0
Mar 15	BA:	32	31	31	28	27	26	24	23	22	21	20
Base	OP:	0	0									
	OT:	0	2	2	0	0	2	0	0	0	2	0
Orig	BA:	48	54	50	50	50	50	50	50	50	50	50
Pres	OP:	38	201									
	OT:	40	205	1	0	39	173	0	41	49	0	0
Reest -	BA:	0	2	-2	0	0	0	0	0	0	0	0
Mar15	OP:	0	0									
	OT:	0	2	-2	0	0	0	0	0	0	0	0
Reest -	BA:	-16	-21	-21	-22	-23	-24	-26	-27	-28	-29	-30
Orig	OP:	-38	-201									
	OT:	-40	-201	-1	0	-39	-171	0	-41	-49	2	0



Sorted by FUNC, SFUN, TID, SUB
 (amounts in millions)

		2015	2016	2017	2018	2019	2020	2021	2022	2023	2024	2025
GENERAL GOVERNMENT (800)												
Department of the Treasury												
Reimbursement by agencies to judgment fund												
020 9990 8 1 808 CB04 42 86 10 N												
Offsetting Receipts												
Pres 16	BA:	0	0	0	0	0	0	0	0	0	0	0
Reest	OP:	0	0									
	OT:	-75	-75	-50	-50	-50	-50	-25	-25	-25	-25	-25
Mar 15	BA:	0	0	0	0	0	0	0	0	0	0	0
Base	OP:	0	0									
	OT:	-75	-75	-50	-50	-50	-50	-25	-25	-25	-25	-25
Orig	BA:	0	0	0	0	0	0	0	0	0	0	0
Pres	OP:	0	0									
	OT:	0	0	0	0	0	0	0	0	0	0	0
Reest -	BA:	0	0	0	0	0	0	0	0	0	0	0
Mar15	OP:	0	0									
	OT:	0	0	0	0	0	0	0	0	0	0	0
Reest -	BA:	0	0	0	0	0	0	0	0	0	0	0
Orig	OP:	0	0									
	OT:	-75	-75	-50	-50	-50	-50	-25	-25	-25	-25	-25



Sorted by FUNC, SFUN, TID, SUB
 (amounts in millions)

		2015	2016	2017	2018	2019	2020	2021	2022	2023	2024	2025
GENERAL GOVERNMENT (800)												
Gifts to the United States, not otherwise classified												
072 9990 8 1 808 CB01 XX XX 20												
Offsetting Receipts												
Pres 16	BA:	0	0	0	0	0	0	0	0	0	0	0
Reest	OP:	0	0									
	OT:	0	0	0	0	0	0	0	0	0	0	0
Mar 15	BA:	0	0	0	0	0	0	0	0	0	0	0
Base	OP:	0	0									
	OT:	0	0	0	0	0	0	0	0	0	0	0
Orig	BA:	-7	-7	-7	-7	-7	-7	-7	-7	-7	-7	-7
Pres	OP:	0	0									
	OT:	-7	-7	-7	-7	-7	-7	-7	-7	-7	-7	-7
Reest -	BA:	0	0	0	0	0	0	0	0	0	0	0
Mar15	OP:	0	0									
	OT:	0	0	0	0	0	0	0	0	0	0	0
Reest -	BA:	7	7	7	7	7	7	7	7	7	7	7
Orig	OP:	0	0									
	OT:	7	7	7	7	7	7	7	7	7	7	7



Sorted by FUNC, SFUN, TID, SUB
 (amounts in millions)

		2015	2016	2017	2018	2019	2020	2021	2022	2023	2024	2025
GENERAL GOVERNMENT (800)												
Other Commissions and Boards												
Other Commissions and Boards												
Other commissions and boards												
095 9911 0 1 808 AA02 FA FA 03 0												
Appropriation												
CPAHA												
Pres 16	BA:	1	1	1	1	1	1	1	1	1	1	1
Reest	OP:	0	0									
	OT:	1	1	1	1	1	1	1	1	1	1	1
Mar 15	BA:	1	1	1	1	1	1	1	1	1	1	1
Base	OP:	0	0									
	OT:	1	1	1	1	1	1	1	1	1	1	1
Orig	BA:	1	1	1	1	1	1	1	1	1	1	1
Pres	OP:	0	0									
	OT:	1	1	1	1	1	1	1	1	1	1	1
Reest -	BA:	0	0	0	0	0	0	0	0	0	0	0
Mar15	OP:	0	0									
	OT:	0	0	0	0	0	0	0	0	0	0	0
Reest -	BA:	0	0	0	0	0	0	0	0	0	0	0
Orig	OP:	0	0									
	OT:	0	0	0	0	0	0	0	0	0	0	0



Sorted by FUNC, SFUN, TID, SUB
 (amounts in millions)

		2015	2016	2017	2018	2019	2020	2021	2022	2023	2024	2025
GENERAL GOVERNMENT (800)												
Federal Election Commission												
Federal Election Commission												
Salaries and Expenses												
360 1600 0 1 808 AA01 FS FS 03 0												
Appropriation												
Pres 16	BA:	68	76	78	79	80	81	82	84	86	87	89
Reest	OP:	7	7									
	OT:	68	75	78	79	80	81	82	84	86	87	89
Mar 15	BA:	68	70	72	75	78	81	83	86	89	92	95
Base	OP:	7	7									
	OT:	68	70	72	75	78	81	83	86	89	92	95
Orig	BA:	68	76	78	79	80	81	82	84	86	87	89
Pres	OP:	6	9									
	OT:	68	78	78	79	80	81	82	83	86	87	89
Reest -	BA:	0	6	6	4	2	0	-1	-2	-3	-5	-6
Mar15	OP:	0	0									
	OT:	0	5	6	4	2	0	-1	-2	-3	-5	-6
Reest -	BA:	0	0	0	0	0	0	0	0	0	0	0
Orig	OP:	1	-2									
	OT:	0	-3	0	0	0	0	0	1	0	0	0



Sorted by FUNC, SFUN, TID, SUB
 (amounts in millions)

		2015	2016	2017	2018	2019	2020	2021	2022	2023	2024	2025
GENERAL GOVERNMENT (800)												
United States Interagency Council on Homelessness												
United States Interagency Council on Homelessness												
Operating Expenses												
376 1300 0 1 808 AA01 TT TT 03 0												
Appropriation												
Pres 16	BA:	4	4	4	4	4	4	4	4	5	5	5
Reest	OP:	0	0									
	OT:	4	4	4	4	4	4	4	4	5	5	5
Mar 15	BA:	4	4	4	4	4	5	5	5	5	5	5
Base	OP:	0	0									
	OT:	4	4	4	4	4	5	5	5	5	5	5
Orig	BA:	4	4	4	4	4	4	4	4	5	5	5
Pres	OP:	0	0									
	OT:	4	4	4	4	4	4	4	4	5	5	5
Reest -	BA:	0	0	0	0	0	-1	-1	-1	0	0	0
Mar15	OP:	0	0									
	OT:	0	0	0	0	0	-1	-1	-1	0	0	0
Reest -	BA:	0	0	0	0	0	0	0	0	0	0	0
Orig	OP:	0	0									
	OT:	0	0	0	0	0	0	0	0	0	0	0



Sorted by FUNC, SFUN, TID, SUB
 (amounts in millions)

		2015	2016	2017	2018	2019	2020	2021	2022	2023	2024	2025
GENERAL GOVERNMENT (800)												
Office of Navajo and Hopi Indian Relocation												
Office of Navajo and Hopi Indian Relocation												
Salaries and Expenses												
435 1100 0 1 808 AA01 IN IN 03 0												
Appropriation												
Pres 16	BA:	7	8	8	8	8	8	9	9	9	9	9
Reest	OP:	1	1									
	OT:	7	7	8	8	8	8	9	9	9	9	9
Mar 15	BA:	7	7	7	8	8	8	8	9	9	9	9
Base	OP:	1	1									
	OT:	7	7	7	8	8	8	8	9	9	9	9
Orig	BA:	7	8	8	8	8	8	9	9	9	9	9
Pres	OP:	1	2									
	OT:	7	8	8	8	8	8	9	9	9	9	9
Reest -	BA:	0	1	1	0	0	0	1	0	0	0	0
Mar15	OP:	0	0									
	OT:	0	0	1	0	0	0	1	0	0	0	0
Reest -	BA:	0	0	0	0	0	0	0	0	0	0	0
Orig	OP:	0	-1									
	OT:	0	-1	0	0	0	0	0	0	0	0	0



Sorted by FUNC, SFUN, TID, SUB
 (amounts in millions)

		2015	2016	2017	2018	2019	2020	2021	2022	2023	2024	2025
GENERAL GOVERNMENT (800)												
Election Assistance Commission												
Election Assistance Commission												
Salaries and Expenses												
525 1650 0 1 808 AA01 FS FS 03 0												
Appropriation												
Pres 16	BA:	8	8	8	8	8	8	9	9	9	9	9
Reest	OP:	1	1									
	OT:	8	8	8	8	8	8	9	9	9	9	9
Mar 15	BA:	8	8	8	9	9	9	10	10	10	10	11
Base	OP:	1	1									
	OT:	8	8	8	9	9	9	10	10	10	10	11
Orig	BA:	8	8	8	8	8	8	9	9	9	9	9
Pres	OP:	2	1									
	OT:	8	7	8	8	8	8	9	9	9	9	9
Reest -	BA:	0	0	0	-1	-1	-1	-1	-1	-1	-1	-2
Mar15	OP:	0	0									
	OT:	0	0	0	-1	-1	-1	-1	-1	-1	-1	-2
Reest -	BA:	0	0	0	0	0	0	0	0	0	0	0
Orig	OP:	-1	0									
	OT:	0	1	0	0	0	0	0	0	0	0	0



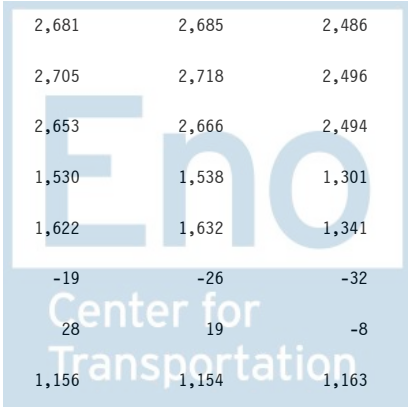
Sorted by FUNC, SFUN, TID, SUB
 (amounts in millions)

		2015	2016	2017	2018	2019	2020	2021	2022	2023	2024	2025
GENERAL GOVERNMENT (800)												
Election Reform Programs												
525 1651 0 1 808 AA01 FS FS 03												
Appropriation												
Pres 16	BA:	0	0	0	0	0	0	0	0	0	0	0
Reest	OP:	0	0									
	OT:	0	0	0	0	0	0	0	0	0	0	0
Mar 15	BA:	0	0	0	0	0	0	0	0	0	0	0
Base	OP:	0	0									
	OT:	0	0	0	0	0	0	0	0	0	0	0
Orig	BA:	0	0	0	0	0	0	0	0	0	0	0
Pres	OP:	0	0									
	OT:	0	0	1	1	1	1	1	0	0	0	0
Reest -	BA:	0	0	0	0	0	0	0	0	0	0	0
Mar15	OP:	0	0									
	OT:	0	0	0	0	0	0	0	0	0	0	0
Reest -	BA:	0	0	0	0	0	0	0	0	0	0	0
Orig	OP:	0	0									
	OT:	0	0	-1	-1	-1	-1	-1	0	0	0	0



Sorted by FUNC, SFUN, TID, SUB
 (amounts in millions)

		2015	2016	2017	2018	2019	2020	2021	2022	2023	2024	2025
GENERAL GOVERNMENT (800)												
Recovery Accountability and Transparency Board												
Recovery Accountability and Transparency Board												
Salaries and Expenses												
539 3725 0 1 808 AA01 FS FS 03 0												
Appropriation												
Pres 16	BA:	18	0	0	0	0	0	0	0	0	0	0
Reest	OP:	2	1									
	OT:	19	1	0	0	0	0	0	0	0	0	0
Mar 15	BA:	18	18	19	19	20	20	21	21	22	22	23
Base	OP:	2	1									
	OT:	19	18	19	19	20	20	21	21	22	22	23
Orig	BA:	18	0	0	0	0	0	0	0	0	0	0
Pres	OP:	8	1									
	OT:	25	1	0	0	0	0	0	0	0	0	0
Reest -	BA:	0	-18	-19	-19	-20	-20	-21	-21	-22	-22	-23
Mar15	OP:	0	0									
	OT:	0	-17	-19	-19	-20	-20	-21	-21	-22	-22	-23
Reest -	BA:	0	0	0	0	0	0	0	0	0	0	0
Orig	OP:	-6	0									
	OT:	-6	0	0	0	0	0	0	0	0	0	0
Subfunction Total for 808 Other general government (808)												
Pres 16	BA:	3,119	2,973	2,666	2,665	2,670	2,673	2,684	2,686	2,692	2,464	2,465
Reest	OP:	132	131									
	OT:	3,012	2,590	2,605	2,594	2,614	2,637	2,688	2,681	2,685	2,486	2,425
Mar 15	BA:	3,119	2,629	2,640	2,651	2,665	2,677	2,691	2,705	2,718	2,496	2,507
Base	OP:	132	131									
	OT:	3,012	2,522	2,558	2,569	2,584	2,599	2,637	2,653	2,666	2,494	2,458
Orig	BA:	1,458	2,106	1,503	1,503	1,509	1,514	1,526	1,530	1,538	1,301	1,305
Pres	OP:	992	1,171									
	OT:	1,453	1,736	1,492	1,494	1,564	1,736	1,604	1,622	1,632	1,341	1,299
Reest -	BA:	0	344	26	14	5	-4	-7	-19	-26	-32	-42
Mar15	OP:	0	0						28	19	-8	-33
	OT:	0	68	47	25	30	38	51				
Reest -	BA:	1,661	867	1,163	1,162	1,161	1,159	1,158	1,156	1,154	1,163	1,160
Orig	OP:	-860	-1,040									
	OT:	1,559	854	1,113	1,100	1,050	901	1,084	1,059	1,053	1,145	1,126



Sorted by FUNC, SFUN, TID, SUB
(amounts in millions)

	2015	2016	2017	2018	2019	2020	2021	2022	2023	2024	2025
GENERAL GOVERNMENT (800)											



Sorted by FUNC, SFUN, TID, SUB
 (amounts in millions)

		2015	2016	2017	2018	2019	2020	2021	2022	2023	2024	2025
GENERAL GOVERNMENT (800)												
Deductions for offsetting receipts (809)												
Legislative Branch												
Architect of the Capitol												
Proprietary Receipts												
001 9991 8 1 809 CB02 XX XX 20 1												
Offsetting Receipts												
Pres 16	BA:	-2	-2	-2	-2	-2	-2	-2	-2	-2	-2	-2
Reest	OP:	0	0									
	OT:	-2	-2	-2	-2	-2	-2	-2	-2	-2	-2	-2
Mar 15	BA:	-2	-2	-2	-2	-2	-2	-2	-2	-2	-2	-2
Base	OP:	0	0									
	OT:	-2	-2	-2	-2	-2	-2	-2	-2	-2	-2	-2
Orig	BA:	-2	-2	-2	-2	-2	-2	-2	-2	-2	-2	-2
Pres	OP:	0	0									
	OT:	-2	-2	-2	-2	-2	-2	-2	-2	-2	-2	-2
Reest -	BA:	0	0	0	0	0	0	0	0	0	0	0
Mar15	OP:	0	0									
	OT:	0	0	0	0	0	0	0	0	0	0	0
Reest -	BA:	0	0	0	0	0	0	0	0	0	0	0
Orig	OP:	0	0									
	OT:	0	0	0	0	0	0	0	0	0	0	0



Sorted by FUNC, SFUN, TID, SUB
 (amounts in millions)

		2015	2016	2017	2018	2019	2020	2021	2022	2023	2024	2025
GENERAL GOVERNMENT (800)												
Legislative Branch												
Intrabudgetary Transactions												
003 9990 8 1 809 CB01 XX XX 20 0												
Offsetting Receipts												
Pres 16	BA:	1	1	1	1	1	1	1	1	1	1	1
Reest	OP:	0	0									
	OT:	1	1	1	1	1	1	1	1	1	1	1
Mar 15	BA:	1	1	1	1	1	1	1	1	1	1	1
Base	OP:	0	0									
	OT:	1	1	1	1	1	1	1	1	1	1	1
Orig	BA:	0	0	0	0	0	0	0	0	0	0	0
Pres	OP:	0	0									
	OT:	0	0	0	0	0	0	0	0	0	0	0
Reest -	BA:	0	0	0	0	0	0	0	0	0	0	0
Mar15	OP:	0	0									
	OT:	0	0	0	0	0	0	0	0	0	0	0
Reest -	BA:	1	1	1	1	1	1	1	1	1	1	1
Orig	OP:	0	0									
	OT:	1	1	1	1	1	1	1	1	1	1	1



Sorted by FUNC, SFUN, TID, SUB
 (amounts in millions)

	2015	2016	2017	2018	2019	2020	2021	2022	2023	2024	2025
GENERAL GOVERNMENT (800)											
Judicial Branch											
Judicial Branch											
Proprietary Receipts											
010 9991 8 1 809 CB01 XX XX 20 0											
Offsetting Receipts											
Pres 16 BA:	-6	-6	-6	-6	-6	-6	-6	-6	-6	-6	-6
Reest OP:	0	0									
OT:	-6	-6	-6	-6	-6	-6	-6	-6	-6	-6	-6
Mar 15 BA:	-6	-6	-6	-6	-6	-6	-6	-6	-6	-6	-6
Base OP:	0	0									
OT:	-6	-6	-6	-6	-6	-6	-6	-6	-6	-6	-6
Orig BA:	0	0	0	0	0	0	0	0	0	0	0
Pres OP:	0	0									
OT:	0	0	0	0	0	0	0	0	0	0	0
Reest - BA:	0	0	0	0	0	0	0	0	0	0	0
Mar15 OP:	0	0									
OT:	0	0	0	0	0	0	0	0	0	0	0
Reest - BA:	-6	-6	-6	-6	-6	-6	-6	-6	-6	-6	-6
Orig OP:	0	0									
OT:	-6	-6	-6	-6	-6	-6	-6	-6	-6	-6	-6



Sorted by FUNC, SFUN, TID, SUB
 (amounts in millions)

	2015	2016	2017	2018	2019	2020	2021	2022	2023	2024	2025
GENERAL GOVERNMENT (800)											
Executive Office of the President											
Executive Office of the President											
Intrabudgetary Transactions											
011 9990 8 1 809 CB01 XX XX 20 0											
Offsetting Receipts											
Pres 16 BA:	-3	-3	-3	-3	-3	-3	-3	-3	-3	-3	-3
Reest OP:	0	0									
OT:	-3	-3	-3	-3	-3	-3	-3	-3	-3	-3	-3
Mar 15 BA:	-3	-3	-3	-3	-3	-3	-3	-3	-3	-3	-3
Base OP:	0	0									
OT:	-3	-3	-3	-3	-3	-3	-3	-3	-3	-3	-3
Orig BA:	0	0	0	0	0	0	0	0	0	0	0
Pres OP:	0	0									
OT:	0	0	0	0	0	0	0	0	0	0	0
Reest - BA:	0	0	0	0	0	0	0	0	0	0	0
Mar15 OP:	0	0									
OT:	0	0	0	0	0	0	0	0	0	0	0
Reest - BA:	-3	-3	-3	-3	-3	-3	-3	-3	-3	-3	-3
Orig OP:	0	0									
OT:	-3	-3	-3	-3	-3	-3	-3	-3	-3	-3	-3



Sorted by FUNC, SFUN, TID, SUB
 (amounts in millions)

	2015	2016	2017	2018	2019	2020	2021	2022	2023	2024	2025
GENERAL GOVERNMENT (800)											
Department of Agriculture											
Department of Agriculture											
Intrabudgetary Transactions											
012 9990 8 1 809 CB01 XX XX 20 0											
Offsetting Receipts											
Pres 16 BA:	-4	-4	-4	-4	-4	-4	-4	-4	-4	-4	-4
Reest OP:	0	0									
OT:	-4	-4	-4	-4	-4	-4	-4	-4	-4	-4	-4
Mar 15 BA:	-4	-4	-4	-4	-4	-4	-4	-4	-4	-4	-4
Base OP:	0	0									
OT:	-4	-4	-4	-4	-4	-4	-4	-4	-4	-4	-4
Orig BA:	0	0	0	0	0	0	0	0	0	0	0
Pres OP:	0	0									
OT:	0	0	0	0	0	0	0	0	0	0	0
Reest - BA:	0	0	0	0	0	0	0	0	0	0	0
Mar15 OP:	0	0									
OT:	0	0	0	0	0	0	0	0	0	0	0
Reest - BA:	-4	-4	-4	-4	-4	-4	-4	-4	-4	-4	-4
Orig OP:	0	0									
OT:	-4	-4	-4	-4	-4	-4	-4	-4	-4	-4	-4



Sorted by FUNC, SFUN, TID, SUB
 (amounts in millions)

		2015	2016	2017	2018	2019	2020	2021	2022	2023	2024	2025
GENERAL GOVERNMENT (800)												
Proprietary Receipts												
012 9991 8 1 809 CB01 XX XX 20 0												
Offsetting Receipts												
Pres 16	BA:	-7	-7	-7	-7	-7	-7	-7	-7	-7	-7	-7
Reest	OP:	0	0									
	OT:	-7	-7	-7	-7	-7	-7	-7	-7	-7	-7	-7
Mar 15	BA:	-7	-7	-7	-7	-7	-7	-7	-7	-7	-7	-7
Base	OP:	0	0									
	OT:	-7	-7	-7	-7	-7	-7	-7	-7	-7	-7	-7
Orig	BA:	-5	-5	-5	-5	-5	-5	-5	-5	0	0	0
Pres	OP:	0	0									
	OT:	-5	-5	-5	-5	-5	-5	-5	-5	0	0	0
Reest -	BA:	0	0	0	0	0	0	0	0	0	0	0
Mar15	OP:	0	0									
	OT:	0	0	0	0	0	0	0	0	0	0	0
Reest -	BA:	-2	-2	-2	-2	-2	-2	-2	-2	-7	-7	-7
Orig	OP:	0	0									
	OT:	-2	-2	-2	-2	-2	-2	-2	-2	-7	-7	-7



Sorted by FUNC, SFUN, TID, SUB
 (amounts in millions)

	2015	2016	2017	2018	2019	2020	2021	2022	2023	2024	2025
GENERAL GOVERNMENT (800)											
Department of Commerce											
Department of Commerce											
Intrabudgetary Transactions											
013 9990 8 1 809 CB01 XX XX 20 0											
Offsetting Receipts											
Pres 16 BA:	-2	-2	-2	-2	-2	-2	-2	-2	-2	-2	-2
Reest OP:	0	0									
OT:	-2	-2	-2	-2	-2	-2	-2	-2	-2	-2	-2
Mar 15 BA:	-2	-2	-2	-2	-2	-2	-2	-2	-2	-2	-2
Base OP:	0	0									
OT:	-2	-2	-2	-2	-2	-2	-2	-2	-2	-2	-2
Orig BA:	0	0	0	0	0	0	0	0	0	0	0
Pres OP:	0	0									
OT:	0	0	0	0	0	0	0	0	0	0	0
Reest - BA:	0	0	0	0	0	0	0	0	0	0	0
Mar15 OP:	0	0									
OT:	0	0	0	0	0	0	0	0	0	0	0
Reest - BA:	-2	-2	-2	-2	-2	-2	-2	-2	-2	-2	-2
Orig OP:	0	0									
OT:	-2	-2	-2	-2	-2	-2	-2	-2	-2	-2	-2



Sorted by FUNC, SFUN, TID, SUB
 (amounts in millions)

		2015	2016	2017	2018	2019	2020	2021	2022	2023	2024	2025
GENERAL GOVERNMENT (800)												
Proprietary Receipts												
013 9991 8 1 809 CB01 XX XX 20 0												
Offsetting Receipts												
Pres 16	BA:	-10	-10	-10	-10	-10	-10	-10	-10	-10	-10	-10
Reest	OP:	0	0									
	OT:	-10	-10	-10	-10	-10	-10	-10	-10	-10	-10	-10
Mar 15	BA:	-10	-10	-10	-10	-10	-10	-10	-10	-10	-10	-10
Base	OP:	0	0									
	OT:	-10	-10	-10	-10	-10	-10	-10	-10	-10	-10	-10
Orig	BA:	0	0	0	0	0	0	0	0	0	0	0
Pres	OP:	0	0									
	OT:	0	0	0	0	0	0	0	0	0	0	0
Reest -	BA:	0	0	0	0	0	0	0	0	0	0	0
Mar15	OP:	0	0									
	OT:	0	0	0	0	0	0	0	0	0	0	0
Reest -	BA:	-10	-10	-10	-10	-10	-10	-10	-10	-10	-10	-10
Orig	OP:	0	0									
	OT:	-10	-10	-10	-10	-10	-10	-10	-10	-10	-10	-10



Sorted by FUNC, SFUN, TID, SUB
 (amounts in millions)

		2015	2016	2017	2018	2019	2020	2021	2022	2023	2024	2025
GENERAL GOVERNMENT (800)												
Department of the Interior												
Department of the Interior												
Intrabudgetary Transactions												
014 9990 8 1 809 CB01 XX XX 20 0												
Offsetting Receipts												
Pres 16	BA:	8	8	8	8	8	8	8	8	8	8	8
Reest	OP:	0	0									
	OT:	8	8	8	8	8	8	8	8	8	8	8
Mar 15	BA:	8	8	8	8	8	8	8	8	8	8	8
Base	OP:	0	0									
	OT:	8	8	8	8	8	8	8	8	8	8	8
Orig	BA:	-3	-3	-3	-3	-3	-3	-3	-4	-4	-4	-4
Pres	OP:	0	0									
	OT:	-3	-3	-3	-3	-3	-3	-3	-4	-4	-4	-4
Reest -	BA:	0	0	0	0	0	0	0	0	0	0	0
Mar15	OP:	0	0									
	OT:	0	0	0	0	0	0	0	0	0	0	0
Reest -	BA:	11	11	11	11	11	11	11	12	12	12	12
Orig	OP:	0	0									
	OT:	11	11	11	11	11	11	11	12	12	12	12



Sorted by FUNC, SFUN, TID, SUB
 (amounts in millions)

		2015	2016	2017	2018	2019	2020	2021	2022	2023	2024	2025
GENERAL GOVERNMENT (800)												
Proprietary Receipts												
014 9991 8 1 809 CB01 XX XX 20 0												
Offsetting Receipts												
Pres 16	BA:	-62	-62	-62	-62	-62	-62	-62	-62	-62	-62	-62
Reest	OP:	0	0									
	OT:	-62	-62	-62	-62	-62	-62	-62	-62	-62	-62	-62
Mar 15	BA:	-62	-62	-62	-62	-62	-62	-62	-62	-62	-62	-62
Base	OP:	0	0									
	OT:	-62	-62	-62	-62	-62	-62	-62	-62	-62	-62	-62
Orig	BA:	-77	-81	-86	-92	-100	-106	-111	-112	-114	-114	-116
Pres	OP:	0	0									
	OT:	-77	-81	-86	-92	-100	-106	-111	-112	-114	-114	-116
Reest -	BA:	0	0	0	0	0	0	0	0	0	0	0
Mar15	OP:	0	0									
	OT:	0	0	0	0	0	0	0	0	0	0	0
Reest -	BA:	15	19	24	30	38	44	49	50	52	52	54
Orig	OP:	0	0									
	OT:	15	19	24	30	38	44	49	50	52	52	54



Sorted by FUNC, SFUN, TID, SUB
 (amounts in millions)

	2015	2016	2017	2018	2019	2020	2021	2022	2023	2024	2025
GENERAL GOVERNMENT (800)											
Department of Justice											
Department of Justice											
Intrabudgetary Transactions											
015 9990 8 1 809 CB01 XX XX 20 0											
Offsetting Receipts											
Pres 16 BA:	-45	-45	-45	-45	-45	-45	-45	-45	-45	-45	-45
Reest OP:	0	0									
OT:	-45	-45	-45	-45	-45	-45	-45	-45	-45	-45	-45
Mar 15 BA:	-45	-45	-45	-45	-45	-45	-45	-45	-45	-45	-45
Base OP:	0	0									
OT:	-45	-45	-45	-45	-45	-45	-45	-45	-45	-45	-45
Orig BA:	0	0	0	0	0	0	0	0	0	0	0
Pres OP:	0	0									
OT:	0	0	0	0	0	0	0	0	0	0	0
Reest - BA:	0	0	0	0	0	0	0	0	0	0	0
Mar15 OP:	0	0									
OT:	0	0	0	0	0	0	0	0	0	0	0
Reest - BA:	-45	-45	-45	-45	-45	-45	-45	-45	-45	-45	-45
Orig OP:	0	0									
OT:	-45	-45	-45	-45	-45	-45	-45	-45	-45	-45	-45



Sorted by FUNC, SFUN, TID, SUB
 (amounts in millions)

		2015	2016	2017	2018	2019	2020	2021	2022	2023	2024	2025
GENERAL GOVERNMENT (800)												
Proprietary Receipts												
015 9991 8 1 809 CB01 XX XX 20 0												
Offsetting Receipts												
Pres 16	BA:	-240	-240	-240	-240	-240	-240	-240	-240	-240	-240	-240
Reest	OP:	0	0									
	OT:	-240	-240	-240	-240	-240	-240	-240	-240	-240	-240	-240
Mar 15	BA:	-240	-240	-240	-240	-240	-240	-240	-240	-240	-240	-240
Base	OP:	0	0									
	OT:	-240	-240	-240	-240	-240	-240	-240	-240	-240	-240	-240
Orig	BA:	-183	-163	-143	-123	-103	-100	-100	-100	-100	-100	-100
Pres	OP:	0	0									
	OT:	-183	-163	-143	-123	-103	-100	-100	-100	-100	-100	-100
Reest -	BA:	0	0	0	0	0	0	0	0	0	0	0
Mar15	OP:	0	0									
	OT:	0	0	0	0	0	0	0	0	0	0	0
Reest -	BA:	-57	-77	-97	-117	-137	-140	-140	-140	-140	-140	-140
Orig	OP:	0	0									
	OT:	-57	-77	-97	-117	-137	-140	-140	-140	-140	-140	-140



Sorted by FUNC, SFUN, TID, SUB
 (amounts in millions)

	2015	2016	2017	2018	2019	2020	2021	2022	2023	2024	2025
GENERAL GOVERNMENT (800)											
Department of Labor											
Department of Labor											
Proprietary Receipts											
016 9991 8 1 809 CB01 XX XX 20 0											
Offsetting Receipts											
Pres 16 BA:	-29	-29	-29	-29	-29	-29	-29	-29	-29	-29	-29
Reest OP:	0	0									
OT:	-29	-29	-29	-29	-29	-29	-29	-29	-29	-29	-29
Mar 15 BA:	-29	-29	-29	-29	-29	-29	-29	-29	-29	-29	-29
Base OP:	0	0									
OT:	-29	-29	-29	-29	-29	-29	-29	-29	-29	-29	-29
Orig BA:	-28	-28	-28	-28	-28	-28	-28	-28	-28	-28	-28
Pres OP:	0	0									
OT:	-28	-28	-28	-28	-28	-28	-28	-28	-28	-28	-28
Reest - BA:	0	0	0	0	0	0	0	0	0	0	0
Mar15 OP:	0	0									
OT:	0	0	0	0	0	0	0	0	0	0	0
Reest - BA:	-1	-1	-1	-1	-1	-1	-1	-1	-1	-1	-1
Orig OP:	0	0									
OT:	-1	-1	-1	-1	-1	-1	-1	-1	-1	-1	-1



Sorted by FUNC, SFUN, TID, SUB
 (amounts in millions)

		2015	2016	2017	2018	2019	2020	2021	2022	2023	2024	2025
GENERAL GOVERNMENT (800)												
016 9991 8 1 809 EA01 29 87 20												
Proposed Legislation												
Proposed Legislation												
Pres 16	BA:	0	-5	-5	-5	-5	-5	-5	-5	-5	-5	-5
Reest	OP:	0	0									
	OT:	0	-5	-5	-5	-5	-5	-5	-5	-5	-5	-5
Mar 15	BA:	0	0	0	0	0	0	0	0	0	0	0
Base	OP:	0	0									
	OT:	0	0	0	0	0	0	0	0	0	0	0
Orig	BA:	0	-38	-78	-81	-85	-88	-92	-96	-100	-104	-109
Pres	OP:	0	0									
	OT:	0	-38	-78	-81	-85	-88	-92	-96	-100	-104	-109
Reest -	BA:	0	-5	-5	-5	-5	-5	-5	-5	-5	-5	-5
Mar15	OP:	0	0									
	OT:	0	-5	-5	-5	-5	-5	-5	-5	-5	-5	-5
Reest -	BA:	0	33	73	76	80	83	87	91	95	99	104
Orig	OP:	0	0									
	OT:	0	33	73	76	80	83	87	91	95	99	104
Account Total for Proprietary Receipts												
Pres 16	BA:	-29	-34	-34	-34	-34	-34	-34	-34	-34	-34	-34
Reest	OP:	0	0									
	OT:	-29	-34	-34	-34	-34	-34	-34	-34	-34	-34	-34
Mar 15	BA:	-29	-29	-29	-29	-29	-29	-29	-29	-29	-29	-29
Base	OP:	0	0									
	OT:	-29	-29	-29	-29	-29	-29	-29	-29	-29	-29	-29
Orig	BA:	-28	-66	-106	-109	-113	-116	-120	-124	-128	-132	-137
Pres	OP:	0	0									
	OT:	-28	-66	-106	-109	-113	-116	-120	-124	-128	-132	-137
Reest -	BA:	0	-5	-5	-5	-5	-5	-5	-5	-5	-5	-5
Mar15	OP:	0	0									
	OT:	0	-5	-5	-5	-5	-5	-5	-5	-5	-5	-5
Reest -	BA:	-1	32	72	75	79	82	86	90	94	98	103
Orig	OP:	0	0									
	OT:	-1	32	72	75	79	82	86	90	94	98	103



Sorted by FUNC, SFUN, TID, SUB
 (amounts in millions)

	2015	2016	2017	2018	2019	2020	2021	2022	2023	2024	2025
GENERAL GOVERNMENT (800)											
Department of State											
Department of State											
Intrabudgetary Transactions											
019 9990 8 1 809 CB01 XX XX 20 0											
Offsetting Receipts											
Pres 16 BA:	-9	-9	-9	-9	-9	-9	-9	-9	-9	-9	-9
Reest OP:	0	0									
OT:	-9	-9	-9	-9	-9	-9	-9	-9	-9	-9	-9
Mar 15 BA:	-9	-9	-9	-9	-9	-9	-9	-9	-9	-9	-9
Base OP:	0	0									
OT:	-9	-9	-9	-9	-9	-9	-9	-9	-9	-9	-9
Orig BA:	-10	-10	-10	-10	-10	-10	-10	-10	-10	-10	-10
Pres OP:	0	0									
OT:	-10	-10	-10	-10	-10	-10	-10	-10	-10	-10	-10
Reest - BA:	0	0	0	0	0	0	0	0	0	0	0
Mar15 OP:	0	0									
OT:	0	0	0	0	0	0	0	0	0	0	0
Reest - BA:	1	1	1	1	1	1	1	1	1	1	1
Orig OP:	0	0									
OT:	1	1	1	1	1	1	1	1	1	1	1



Sorted by FUNC, SFUN, TID, SUB
 (amounts in millions)

		2015	2016	2017	2018	2019	2020	2021	2022	2023	2024	2025
GENERAL GOVERNMENT (800)												
Proprietary Receipts												
019 9991 8 1 809 CB01 XX XX 20 0												
Offsetting Receipts												
Pres 16	BA:	5	5	5	5	5	5	5	5	5	5	5
Reest	OP:	0	0									
	OT:	5	5	5	5	5	5	5	5	5	5	5
Mar 15	BA:	5	5	5	5	5	5	5	5	5	5	5
Base	OP:	0	0									
	OT:	5	5	5	5	5	5	5	5	5	5	5
Orig	BA:	-5	-5	-5	-5	-5	-5	-5	-5	-5	-5	-5
Pres	OP:	0	0									
	OT:	-5	-5	-5	-5	-5	-5	-5	-5	-5	-5	-5
Reest -	BA:	0	0	0	0	0	0	0	0	0	0	0
Mar15	OP:	0	0									
	OT:	0	0	0	0	0	0	0	0	0	0	0
Reest -	BA:	10	10	10	10	10	10	10	10	10	10	10
Orig	OP:	0	0									
	OT:	10	10	10	10	10	10	10	10	10	10	10



Sorted by FUNC, SFUN, TID, SUB
 (amounts in millions)

		2015	2016	2017	2018	2019	2020	2021	2022	2023	2024	2025
GENERAL GOVERNMENT (800)												
Department of the Treasury												
Department of the Treasury												
Intrabudgetary recoveries from salary reductions												
020 9990 8 1 809 BA01 XX XX 10 0												
Federal Fund												
Pres 16	BA:	-997	-997	-997	-997	-997	-997	-997	-997	-997	-997	-997
Reest	OP:	0	0									
	OT:	-997	-997	-997	-997	-997	-997	-997	-997	-997	-997	-997
Mar 15	BA:	-997	-997	-997	-997	-997	-997	-997	-997	-997	-997	-997
Base	OP:	0	0									
	OT:	-997	-997	-997	-997	-997	-997	-997	-997	-997	-997	-997
Orig	BA:	0	0	0	0	0	0	0	0	0	0	0
Pres	OP:	0	0									
	OT:	0	0	0	0	0	0	0	0	0	0	0
Reest -	BA:	0	0	0	0	0	0	0	0	0	0	0
Mar15	OP:	0	0									
	OT:	0	0	0	0	0	0	0	0	0	0	0
Reest -	BA:	-997	-997	-997	-997	-997	-997	-997	-997	-997	-997	-997
Orig	OP:	0	0									
	OT:	-997	-997	-997	-997	-997	-997	-997	-997	-997	-997	-997



Sorted by FUNC, SFUN, TID, SUB
 (amounts in millions)

		2015	2016	2017	2018	2019	2020	2021	2022	2023	2024	2025
GENERAL GOVERNMENT (800)												
Proprietary receipts, Treasury												
020 9991 8 1 809 CB01 XX XX 20 0												
Offsetting Receipts												
Pres 16	BA:	-241	-241	-241	-241	-241	-241	-241	-241	-241	-241	-241
Reest	OP:	0	0									
	OT:	-241	-241	-241	-241	-241	-241	-241	-241	-241	-241	-241
Mar 15	BA:	-241	-241	-241	-241	-241	-241	-241	-241	-241	-241	-241
Base	OP:	0	0									
	OT:	-241	-241	-241	-241	-241	-241	-241	-241	-241	-241	-241
Orig	BA:	-511	-511	-511	-511	-511	-511	-511	-511	-511	-511	-511
Pres	OP:	0	0									
	OT:	-511	-511	-511	-511	-511	-511	-511	-511	-511	-511	-511
Reest -	BA:	0	0	0	0	0	0	0	0	0	0	0
Mar15	OP:	0	0									
	OT:	0	0	0	0	0	0	0	0	0	0	0
Reest -	BA:	270	270	270	270	270	270	270	270	270	270	270
Orig	OP:	0	0									
	OT:	270	270	270	270	270	270	270	270	270	270	270



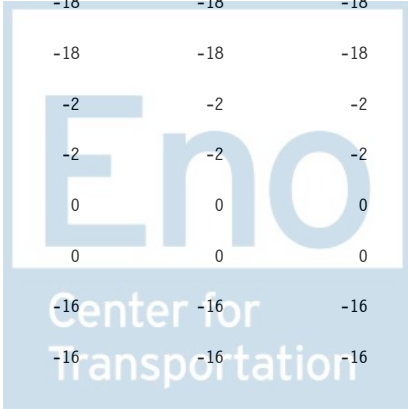
Sorted by FUNC, SFUN, TID, SUB
 (amounts in millions)

	2015	2016	2017	2018	2019	2020	2021	2022	2023	2024	2025
GENERAL GOVERNMENT (800)											
Office of Personnel Management											
Office of Personnel Management											
Proprietary Receipts											
024 9991 8 1 809 CB01 XX XX 20 0											
Offsetting Receipts											
Pres 16 BA:	-9	-9	-9	-9	-9	-9	-9	-9	-9	-9	-9
Reest OP:	0	0									
OT:	-9	-9	-9	-9	-9	-9	-9	-9	-9	-9	-9
Mar 15 BA:	-9	-9	-9	-9	-9	-9	-9	-9	-9	-9	-9
Base OP:	0	0									
OT:	-9	-9	-9	-9	-9	-9	-9	-9	-9	-9	-9
Orig BA:	-2	-2	-2	-2	-2	-2	-2	-2	-2	-2	-2
Pres OP:	0	0									
OT:	-2	-2	-2	-2	-2	-2	-2	-2	-2	-2	-2
Reest - BA:	0	0	0	0	0	0	0	0	0	0	0
Mar15 OP:	0	0									
OT:	0	0	0	0	0	0	0	0	0	0	0
Reest - BA:	-7	-7	-7	-7	-7	-7	-7	-7	-7	-7	-7
Orig OP:	0	0									
OT:	-7	-7	-7	-7	-7	-7	-7	-7	-7	-7	-7



Sorted by FUNC, SFUN, TID, SUB
 (amounts in millions)

		2015	2016	2017	2018	2019	2020	2021	2022	2023	2024	2025
GENERAL GOVERNMENT (800)												
024 9991 8 1 809 CB02 XX XX 20 0												
Offsetting Receipts												
Pres 16	BA:	-9	-9	-9	-9	-9	-9	-9	-9	-9	-9	-9
Reest	OP:	0	0									
	OT:	-9	-9	-9	-9	-9	-9	-9	-9	-9	-9	-9
Mar 15	BA:	-9	-9	-9	-9	-9	-9	-9	-9	-9	-9	-9
Base	OP:	0	0									
	OT:	-9	-9	-9	-9	-9	-9	-9	-9	-9	-9	-9
Orig	BA:	0	0	0	0	0	0	0	0	0	0	0
Pres	OP:	0	0									
	OT:	0	0	0	0	0	0	0	0	0	0	0
Reest -	BA:	0	0	0	0	0	0	0	0	0	0	0
Mar15	OP:	0	0									
	OT:	0	0	0	0	0	0	0	0	0	0	0
Reest -	BA:	-9	-9	-9	-9	-9	-9	-9	-9	-9	-9	-9
Orig	OP:	0	0									
	OT:	-9	-9	-9	-9	-9	-9	-9	-9	-9	-9	-9
Account Total for Proprietary Receipts												
Pres 16	BA:	-18	-18	-18	-18	-18	-18	-18	-18	-18	-18	-18
Reest	OP:	0	0									
	OT:	-18	-18	-18	-18	-18	-18	-18	-18	-18	-18	-18
Mar 15	BA:	-18	-18	-18	-18	-18	-18	-18	-18	-18	-18	-18
Base	OP:	0	0									
	OT:	-18	-18	-18	-18	-18	-18	-18	-18	-18	-18	-18
Orig	BA:	-2	-2	-2	-2	-2	-2	-2	-2	-2	-2	-2
Pres	OP:	0	0									
	OT:	-2	-2	-2	-2	-2	-2	-2	-2	-2	-2	-2
Reest -	BA:	0	0	0	0	0	0	0	0	0	0	0
Mar15	OP:	0	0									
	OT:	0	0	0	0	0	0	0	0	0	0	0
Reest -	BA:	-16	-16	-16	-16	-16	-16	-16	-16	-16	-16	-16
Orig	OP:	0	0									
	OT:	-16	-16	-16	-16	-16	-16	-16	-16	-16	-16	-16



Sorted by FUNC, SFUN, TID, SUB
 (amounts in millions)

	2015	2016	2017	2018	2019	2020	2021	2022	2023	2024	2025
GENERAL GOVERNMENT (800)											
Federal Communications Commission											
Federal Communications Commission											
Proprietary Receipts											
027 9991 8 1 809 CB01 XX XX 20 0											
Offsetting Receipts											
Pres 16 BA:	-4	-4	-4	-4	-4	-4	-4	-4	-4	-4	-4
Reest OP:	0	0									
OT:	-4	-4	-4	-4	-4	-4	-4	-4	-4	-4	-4
Mar 15 BA:	-4	-4	-4	-4	-4	-4	-4	-4	-4	-4	-4
Base OP:	0	0									
OT:	-4	-4	-4	-4	-4	-4	-4	-4	-4	-4	-4
Orig BA:	-3	-3	-3	-3	-3	-3	-3	-3	-3	-3	0
Pres OP:	0	0									
OT:	-3	-3	-3	-3	-3	-3	-3	-3	-3	-3	0
Reest - BA:	0	0	0	0	0	0	0	0	0	0	0
Mar15 OP:	0	0									
OT:	0	0	0	0	0	0	0	0	0	0	0
Reest - BA:	-1	-1	-1	-1	-1	-1	-1	-1	-1	-1	-4
Orig OP:	0	0									
OT:	-1	-1	-1	-1	-1	-1	-1	-1	-1	-1	-4



Sorted by FUNC, SFUN, TID, SUB
 (amounts in millions)

	2015	2016	2017	2018	2019	2020	2021	2022	2023	2024	2025
GENERAL GOVERNMENT (800)											
Federal Trade Commission											
Federal Trade Commission											
Proprietary Receipts											
029 9991 8 1 809 CB01 XX XX 20 0											
Offsetting Receipts											
Pres 16 BA:	-18	-18	-18	-18	-18	-18	-18	-18	-18	-18	-18
Reest OP:	0	0									
OT:	-18	-18	-18	-18	-18	-18	-18	-18	-18	-18	-18
Mar 15 BA:	-18	-18	-18	-18	-18	-18	-18	-18	-18	-18	-18
Base OP:	0	0									
OT:	-18	-18	-18	-18	-18	-18	-18	-18	-18	-18	-18
Orig BA:	0	0	0	0	0	0	0	0	0	0	0
Pres OP:	0	0									
OT:	0	0	0	0	0	0	0	0	0	0	0
Reest - BA:	0	0	0	0	0	0	0	0	0	0	0
Mar15 OP:	0	0									
OT:	0	0	0	0	0	0	0	0	0	0	0
Reest - BA:	-18	-18	-18	-18	-18	-18	-18	-18	-18	-18	-18
Orig OP:	0	0									
OT:	-18	-18	-18	-18	-18	-18	-18	-18	-18	-18	-18



Sorted by FUNC, SFUN, TID, SUB
 (amounts in millions)

		2015	2016	2017	2018	2019	2020	2021	2022	2023	2024	2025
GENERAL GOVERNMENT (800)												
Nuclear Regulatory Commission												
Nuclear Regulatory Commission												
Proprietary Receipts												
031 9991 8 1 809 CB01 XX XX 20												
Offsetting Receipts												
Pres 16	BA:	0	0	0	0	0	0	0	0	0	0	0
Reest	OP:	0	0									
	OT:	0	0	0	0	0	0	0	0	0	0	0
Mar 15	BA:	0	0	0	0	0	0	0	0	0	0	0
Base	OP:	0	0									
	OT:	0	0	0	0	0	0	0	0	0	0	0
Orig	BA:	-1	-1	-1	-1	-1	-1	-1	-1	-1	-1	0
Pres	OP:	0	0									
	OT:	-1	-1	-1	-1	-1	-1	-1	-1	-1	-1	0
Reest -	BA:	0	0	0	0	0	0	0	0	0	0	0
Mar15	OP:	0	0									
	OT:	0	0	0	0	0	0	0	0	0	0	0
Reest -	BA:	1	1	1	1	1	1	1	1	1	1	0
Orig	OP:	0	0									
	OT:	1	1	1	1	1	1	1	1	1	1	0




Sorted by FUNC, SFUN, TID, SUB
 (amounts in millions)

	2015	2016	2017	2018	2019	2020	2021	2022	2023	2024	2025
GENERAL GOVERNMENT (800)											
Department of Veterans Affairs											
Department of Veterans Affairs											
Intrabudgetary Transactions											
036 9990 8 1 809 CB01 XX XX 20 0											
Offsetting Receipts											
Pres 16 BA:	-5	-5	-5	-5	-5	-5	-5	-5	-5	-5	-5
Reest OP:	0	0									
OT:	-5	-5	-5	-5	-5	-5	-5	-5	-5	-5	-5
Mar 15 BA:	-5	-5	-5	-5	-5	-5	-5	-5	-5	-5	-5
Base OP:	0	0									
OT:	-5	-5	-5	-5	-5	-5	-5	-5	-5	-5	-5
Orig BA:	0	0	0	0	0	0	0	0	0	0	0
Pres OP:	0	0									
OT:	0	0	0	0	0	0	0	0	0	0	0
Reest - BA:	0	0	0	0	0	0	0	0	0	0	0
Mar15 OP:	0	0									
OT:	0	0	0	0	0	0	0	0	0	0	0
Reest - BA:	-5	-5	-5	-5	-5	-5	-5	-5	-5	-5	-5
Orig OP:	0	0									
OT:	-5	-5	-5	-5	-5	-5	-5	-5	-5	-5	-5



Sorted by FUNC, SFUN, TID, SUB
 (amounts in millions)

		2015	2016	2017	2018	2019	2020	2021	2022	2023	2024	2025
GENERAL GOVERNMENT (800)												
Proprietary Receipts												
036 9991 8 1 809 CB01 XX XX 20 0												
Offsetting Receipts												
Pres 16	BA:	-37	-37	-37	-37	-37	-37	-37	-37	-37	-37	-37
Reest	OP:	0	0									
	OT:	-37	-37	-37	-37	-37	-37	-37	-37	-37	-37	-37
Mar 15	BA:	-37	-37	-37	-37	-37	-37	-37	-37	-37	-37	-37
Base	OP:	0	0									
	OT:	-37	-37	-37	-37	-37	-37	-37	-37	-37	-37	-37
Orig	BA:	-5	-5	-5	-5	-5	-5	-5	-5	-5	-5	-5
Pres	OP:	0	0									
	OT:	-5	-5	-5	-5	-5	-5	-5	-5	-5	-5	-5
Reest -	BA:	0	0	0	0	0	0	0	0	0	0	0
Mar15	OP:	0	0									
	OT:	0	0	0	0	0	0	0	0	0	0	0
Reest -	BA:	-32	-32	-32	-32	-32	-32	-32	-32	-32	-32	-32
Orig	OP:	0	0									
	OT:	-32	-32	-32	-32	-32	-32	-32	-32	-32	-32	-32
036 9991 8 1 809 CB02 XX XX 20												
Offsetting Receipts												
Pres 16	BA:	0	0	0	0	0	0	0	0	0	0	0
Reest	OP:	0	0									
	OT:	0	0	0	0	0	0	0	0	0	0	0
Mar 15	BA:	0	0	0	0	0	0	0	0	0	0	0
Base	OP:	0	0									
	OT:	0	0	0	0	0	0	0	0	0	0	0
Orig	BA:	-40	-40	-40	-40	-40	-40	-40	-40	-40	-40	-40
Pres	OP:	0	0									
	OT:	-40	-40	-40	-40	-40	-40	-40	-40	-40	-40	-40
Reest -	BA:	0	0	0	0	0	0	0	0	0	0	0
Mar15	OP:	0	0									
	OT:	0	0	0	0	0	0	0	0	0	0	0
Reest -	BA:	40	40	40	40	40	40	40	40	40	40	40
Orig	OP:	0	0									
	OT:	40	40	40	40	40	40	40	40	40	40	40



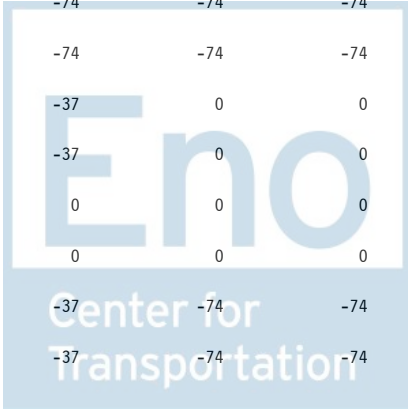
Sorted by FUNC, SFUN, TID, SUB
 (amounts in millions)

		2015	2016	2017	2018	2019	2020	2021	2022	2023	2024	2025
GENERAL GOVERNMENT (800)												
Account Total for Proprietary Receipts												
Pres 16	BA:	-37	-37	-37	-37	-37	-37	-37	-37	-37	-37	-37
Reest	OP:	0	0									
	OT:	-37	-37	-37	-37	-37	-37	-37	-37	-37	-37	-37
Mar 15	BA:	-37	-37	-37	-37	-37	-37	-37	-37	-37	-37	-37
Base	OP:	0	0									
	OT:	-37	-37	-37	-37	-37	-37	-37	-37	-37	-37	-37
Orig	BA:	-45	-45	-45	-45	-45	-45	-45	-45	-45	-45	-45
Pres	OP:	0	0									
	OT:	-45	-45	-45	-45	-45	-45	-45	-45	-45	-45	-45
Reest -	BA:	0	0	0	0	0	0	0	0	0	0	0
Mar15	OP:	0	0									
	OT:	0	0	0	0	0	0	0	0	0	0	0
Reest -	BA:	8	8	8	8	8	8	8	8	8	8	8
Orig	OP:	0	0									
	OT:	8	8	8	8	8	8	8	8	8	8	8
General Services Administration												
General Services Administration												
Proprietary Receipts												
047 9991 8 1 809 CB01 XX XX 20 0												
Offsetting Receipts												
Pres 16	BA:	-74	-74	-74	-74	-74	-74	-74	-74	-74	-74	-74
Reest	OP:	0	0									
	OT:	-74	-74	-74	-74	-74	-74	-74	-74	-74	-74	-74
Mar 15	BA:	-74	-74	-74	-74	-74	-74	-74	-74	-74	-74	-74
Base	OP:	0	0									
	OT:	-74	-74	-74	-74	-74	-74	-74	-74	-74	-74	-74
Orig	BA:	-11	-11	-11	-11	-11	-11	-11	-11	0	0	0
Pres	OP:	0	0							0	0	0
	OT:	-11	-11	-11	-11	-11	-11	-11	-11	0	0	0
Reest -	BA:	0	0	0	0	0	0	0	0	0	0	0
Mar15	OP:	0	0							0	0	0
	OT:	0	0	0	0	0	0	0	0	0	0	0
Reest -	BA:	-63	-63	-63	-63	-63	-63	-63	-63	-63	-74	-74
Orig	OP:	0	0							-74	-74	-74
	OT:	-63	-63	-63	-63	-63	-63	-63	-63	-74	-74	-74



Sorted by FUNC, SFUN, TID, SUB
 (amounts in millions)

		2015	2016	2017	2018	2019	2020	2021	2022	2023	2024	2025
GENERAL GOVERNMENT (800)												
047 9991 8 1 809 CB02 XX XX 20												
Offsetting Receipts												
Pres 16	BA:	0	0	0	0	0	0	0	0	0	0	0
Reest	OP:	0	0									
	OT:	0	0	0	0	0	0	0	0	0	0	0
Mar 15	BA:	0	0	0	0	0	0	0	0	0	0	0
Base	OP:	0	0									
	OT:	0	0	0	0	0	0	0	0	0	0	0
Orig	BA:	-26	-26	-26	-26	-26	-26	-26	-26	0	0	0
Pres	OP:	0	0									
	OT:	-26	-26	-26	-26	-26	-26	-26	-26	0	0	0
Reest -	BA:	0	0	0	0	0	0	0	0	0	0	0
Mar15	OP:	0	0									
	OT:	0	0	0	0	0	0	0	0	0	0	0
Reest -	BA:	26	26	26	26	26	26	26	26	0	0	0
Orig	OP:	0	0									
	OT:	26	26	26	26	26	26	26	26	0	0	0
Account Total for Proprietary Receipts												
Pres 16	BA:	-74	-74	-74	-74	-74	-74	-74	-74	-74	-74	-74
Reest	OP:	0	0									
	OT:	-74	-74	-74	-74	-74	-74	-74	-74	-74	-74	-74
Mar 15	BA:	-74	-74	-74	-74	-74	-74	-74	-74	-74	-74	-74
Base	OP:	0	0									
	OT:	-74	-74	-74	-74	-74	-74	-74	-74	-74	-74	-74
Orig	BA:	-37	-37	-37	-37	-37	-37	-37	-37	0	0	0
Pres	OP:	0	0									
	OT:	-37	-37	-37	-37	-37	-37	-37	-37	0	0	0
Reest -	BA:	0	0	0	0	0	0	0	0	0	0	0
Mar15	OP:	0	0									
	OT:	0	0	0	0	0	0	0	0	0	0	0
Reest -	BA:	-37	-37	-37	-37	-37	-37	-37	-37	-74	-74	-74
Orig	OP:	0	0									
	OT:	-37	-37	-37	-37	-37	-37	-37	-37	-74	-74	-74



Sorted by FUNC, SFUN, TID, SUB
 (amounts in millions)

	2015	2016	2017	2018	2019	2020	2021	2022	2023	2024	2025
GENERAL GOVERNMENT (800)											
National Science Foundation											
National Science Foundation											
Proprietary Receipts											
049 9991 8 1 809 CB01 XX XX 20 0											
Offsetting Receipts											
Pres 16 BA:	-2	-2	-2	-2	-2	-2	-2	-2	-2	-2	-2
Reest OP:	0	0									
OT:	-2	-2	-2	-2	-2	-2	-2	-2	-2	-2	-2
Mar 15 BA:	-2	-2	-2	-2	-2	-2	-2	-2	-2	-2	-2
Base OP:	0	0									
OT:	-2	-2	-2	-2	-2	-2	-2	-2	-2	-2	-2
Orig BA:	-3	-3	-3	-3	-3	-3	-3	-3	-3	-3	-3
Pres OP:	0	0									
OT:	-3	-3	-3	-3	-3	-3	-3	-3	-3	-3	-3
Reest - BA:	0	0	0	0	0	0	0	0	0	0	0
Mar15 OP:	0	0									
OT:	0	0	0	0	0	0	0	0	0	0	0
Reest - BA:	1	1	1	1	1	1	1	1	1	1	1
Orig OP:	0	0									
OT:	1	1	1	1	1	1	1	1	1	1	1



Sorted by FUNC, SFUN, TID, SUB
 (amounts in millions)

	2015	2016	2017	2018	2019	2020	2021	2022	2023	2024	2025
GENERAL GOVERNMENT (800)											
Securities and Exchange Commission											
Securities and Exchange Commission											
Intrabudgetary Transactions											
050 9990 8 1 809 CB01 XX XX 20 0											
Offsetting Receipts											
Pres 16 BA:	15	15	15	15	15	15	15	15	15	15	15
Reest OP:	0	0									
OT:	15	15	15	15	15	15	15	15	15	15	15
Mar 15 BA:	15	15	15	15	15	15	15	15	15	15	15
Base OP:	0	0									
OT:	15	15	15	15	15	15	15	15	15	15	15
Orig BA:	0	0	0	0	0	0	0	0	0	0	0
Pres OP:	0	0									
OT:	0	0	0	0	0	0	0	0	0	0	0
Reest - BA:	0	0	0	0	0	0	0	0	0	0	0
Mar15 OP:	0	0									
OT:	0	0	0	0	0	0	0	0	0	0	0
Reest - BA:	15	15	15	15	15	15	15	15	15	15	15
Orig OP:	0	0									
OT:	15	15	15	15	15	15	15	15	15	15	15



Sorted by FUNC, SFUN, TID, SUB
 (amounts in millions)

		2015	2016	2017	2018	2019	2020	2021	2022	2023	2024	2025
GENERAL GOVERNMENT (800)												
Proprietary Receipts												
050 9991 8 1 809 CB01 XX XX 20												
Offsetting Receipts												
Pres 16	BA:	0	0	0	0	0	0	0	0	0	0	0
Reest	OP:	0	0									
	OT:	0	0	0	0	0	0	0	0	0	0	0
Mar 15	BA:	0	0	0	0	0	0	0	0	0	0	0
Base	OP:	0	0									
	OT:	0	0	0	0	0	0	0	0	0	0	0
Orig	BA:	-1,095	-1,130	-1,165	-1,196	-1,212	-1,257	-1,264	-1,271	-1,278	-1,285	-1,292
Pres	OP:	0	0									
	OT:	-1,095	-1,130	-1,165	-1,196	-1,212	-1,257	-1,264	-1,271	-1,278	-1,285	-1,292
Reest -	BA:	0	0	0	0	0	0	0	0	0	0	0
Mar15	OP:	0	0									
	OT:	0	0	0	0	0	0	0	0	0	0	0
Reest -	BA:	1,095	1,130	1,165	1,196	1,212	1,257	1,264	1,271	1,278	1,285	1,292
Orig	OP:	0	0									
	OT:	1,095	1,130	1,165	1,196	1,212	1,257	1,264	1,271	1,278	1,285	1,292



Sorted by FUNC, SFUN, TID, SUB
 (amounts in millions)

		2015	2016	2017	2018	2019	2020	2021	2022	2023	2024	2025
GENERAL GOVERNMENT (800)												
Federal Maritime Commission												
Federal Maritime Commission												
Intrabudgetary Transactions												
065 9990 8 1 809 CB02 XX XX 20												
Offsetting Receipts												
Pres 16	BA:	0	0	0	0	0	0	0	0	0	0	0
Reest	OP:	0	0									
	OT:	0	0	0	0	0	0	0	0	0	0	0
Mar 15	BA:	0	0	0	0	0	0	0	0	0	0	0
Base	OP:	0	0									
	OT:	0	0	0	0	0	0	0	0	0	0	0
Orig	BA:	-1	-1	-1	-1	-1	-1	-1	-1	-1	0	0
Pres	OP:	0	0									
	OT:	-1	-1	-1	-1	-1	-1	-1	-1	-1	0	0
Reest -	BA:	0	0	0	0	0	0	0	0	0	0	0
Mar15	OP:	0	0									
	OT:	0	0	0	0	0	0	0	0	0	0	0
Reest -	BA:	1	1	1	1	1	1	1	1	1	0	0
Orig	OP:	0	0									
	OT:	1	1	1	1	1	1	1	1	1	0	0



Sorted by FUNC, SFUN, TID, SUB
 (amounts in millions)

		2015	2016	2017	2018	2019	2020	2021	2022	2023	2024	2025
GENERAL GOVERNMENT (800)												
Environmental Protection Agency												
Environmental Protection Agency												
Intrabudgetary Transactions												
068 9990 8 1 809 CB01 XX XX 20 0												
Offsetting Receipts												
Pres 16	BA:	-1	-1	-1	-1	-1	-1	-1	-1	-1	-1	-1
Reest	OP:	0	0									
	OT:	-1	-1	-1	-1	-1	-1	-1	-1	-1	-1	-1
Mar 15	BA:	-1	-1	-1	-1	-1	-1	-1	-1	-1	-1	-1
Base	OP:	0	0									
	OT:	-1	-1	-1	-1	-1	-1	-1	-1	-1	-1	-1
Orig	BA:	0	0	0	0	0	0	0	0	0	0	0
Pres	OP:	0	0									
	OT:	0	0	0	0	0	0	0	0	0	0	0
Reest -	BA:	0	0	0	0	0	0	0	0	0	0	0
Mar15	OP:	0	0									
	OT:	0	0	0	0	0	0	0	0	0	0	0
Reest -	BA:	-1	-1	-1	-1	-1	-1	-1	-1	-1	-1	-1
Orig	OP:	0	0									
	OT:	-1	-1	-1	-1	-1	-1	-1	-1	-1	-1	-1



Sorted by FUNC, SFUN, TID, SUB
 (amounts in millions)

		2015	2016	2017	2018	2019	2020	2021	2022	2023	2024	2025
GENERAL GOVERNMENT (800)												
Proprietary Receipts												
068 9991 8 1 809 CB01 XX XX 20 0												
Offsetting Receipts												
Pres 16	BA:	-8	-8	-8	-8	-8	-8	-8	-8	-8	-8	-8
Reest	OP:	0	0									
	OT:	-8	-8	-8	-8	-8	-8	-8	-8	-8	-8	-8
Mar 15	BA:	-8	-8	-8	-8	-8	-8	-8	-8	-8	-8	-8
Base	OP:	0	0									
	OT:	-8	-8	-8	-8	-8	-8	-8	-8	-8	-8	-8
Orig	BA:	-2	-2	-2	-2	-2	-2	-2	-2	0	0	0
Pres	OP:	0	0									
	OT:	-2	-2	-2	-2	-2	-2	-2	-2	0	0	0
Reest -	BA:	0	0	0	0	0	0	0	0	0	0	0
Mar15	OP:	0	0									
	OT:	0	0	0	0	0	0	0	0	0	0	0
Reest -	BA:	-6	-6	-6	-6	-6	-6	-6	-6	-8	-8	-8
Orig	OP:	0	0									
	OT:	-6	-6	-6	-6	-6	-6	-6	-6	-8	-8	-8



Sorted by FUNC, SFUN, TID, SUB
 (amounts in millions)

	2015	2016	2017	2018	2019	2020	2021	2022	2023	2024	2025
GENERAL GOVERNMENT (800)											
Department of Transportation											
Department of Transportation											
Intrabudgetary Transactions											
069 9990 8 1 809 CB01 XX XX 20 0											
Offsetting Receipts											
Pres 16 BA:	-12	-12	-12	-12	-12	-12	-12	-12	-12	-12	-12
Reest OP:	0	0									
OT:	-12	-12	-12	-12	-12	-12	-12	-12	-12	-12	-12
Mar 15 BA:	-12	-12	-12	-12	-12	-12	-12	-12	-12	-12	-12
Base OP:	0	0									
OT:	-12	-12	-12	-12	-12	-12	-12	-12	-12	-12	-12
Orig BA:	0	0	0	0	0	0	0	0	0	0	0
Pres OP:	0	0									
OT:	0	0	0	0	0	0	0	0	0	0	0
Reest - BA:	0	0	0	0	0	0	0	0	0	0	0
Mar15 OP:	0	0									
OT:	0	0	0	0	0	0	0	0	0	0	0
Reest - BA:	-12	-12	-12	-12	-12	-12	-12	-12	-12	-12	-12
Orig OP:	0	0									
OT:	-12	-12	-12	-12	-12	-12	-12	-12	-12	-12	-12



Sorted by FUNC, SFUN, TID, SUB
 (amounts in millions)

		2015	2016	2017	2018	2019	2020	2021	2022	2023	2024	2025
GENERAL GOVERNMENT (800)												
Proprietary Receipts												
069 9991 8 1 809 CB01 XX XX 20 0												
Offsetting Receipts												
Pres 16	BA:	-20	-20	-20	-20	-20	-20	-20	-20	-20	-20	-20
Reest	OP:	0	0									
	OT:	-20	-20	-20	-20	-20	-20	-20	-20	-20	-20	-20
Mar 15	BA:	-20	-20	-20	-20	-20	-20	-20	-20	-20	-20	-20
Base	OP:	0	0									
	OT:	-20	-20	-20	-20	-20	-20	-20	-20	-20	-20	-20
Orig	BA:	0	0	0	0	0	0	0	0	0	0	0
Pres	OP:	0	0									
	OT:	0	0	0	0	0	0	0	0	0	0	0
Reest -	BA:	0	0	0	0	0	0	0	0	0	0	0
Mar15	OP:	0	0									
	OT:	0	0	0	0	0	0	0	0	0	0	0
Reest -	BA:	-20	-20	-20	-20	-20	-20	-20	-20	-20	-20	-20
Orig	OP:	0	0									
	OT:	-20	-20	-20	-20	-20	-20	-20	-20	-20	-20	-20



Sorted by FUNC, SFUN, TID, SUB
 (amounts in millions)

		2015	2016	2017	2018	2019	2020	2021	2022	2023	2024	2025
GENERAL GOVERNMENT (800)												
Department of Homeland Security												
Department of Homeland Security												
Intrabudgetary Transactions												
070 9990 8 1 809 CB01 XX XX 20 0												
Offsetting Receipts												
Pres 16	BA:	1	1	1	1	1	1	1	1	1	1	1
Reest	OP:	0	0									
	OT:	1	1	1	1	1	1	1	1	1	1	1
Mar 15	BA:	1	1	1	1	1	1	1	1	1	1	1
Base	OP:	0	0									
	OT:	1	1	1	1	1	1	1	1	1	1	1
Orig	BA:	0	0	0	0	0	0	0	0	0	0	0
Pres	OP:	0	0									
	OT:	0	0	0	0	0	0	0	0	0	0	0
Reest -	BA:	0	0	0	0	0	0	0	0	0	0	0
Mar15	OP:	0	0									
	OT:	0	0	0	0	0	0	0	0	0	0	0
Reest -	BA:	1	1	1	1	1	1	1	1	1	1	1
Orig	OP:	0	0									
	OT:	1	1	1	1	1	1	1	1	1	1	1



Sorted by FUNC, SFUN, TID, SUB
 (amounts in millions)

		2015	2016	2017	2018	2019	2020	2021	2022	2023	2024	2025
GENERAL GOVERNMENT (800)												
Proprietary Receipts												
070 9991 8 1 809 CB01 XX XX 20 0												
Offsetting Receipts												
Pres 16	BA:	72	72	72	72	72	72	72	72	72	72	72
Reest	OP:	0	0									
	OT:	72	72	72	72	72	72	72	72	72	72	72
Mar 15	BA:	72	72	72	72	72	72	72	72	72	72	72
Base	OP:	0	0									
	OT:	72	72	72	72	72	72	72	72	72	72	72
Orig	BA:	0	0	0	0	0	0	0	0	0	0	0
Pres	OP:	0	0									
	OT:	0	0	0	0	0	0	0	0	0	0	0
Reest -	BA:	0	0	0	0	0	0	0	0	0	0	0
Mar15	OP:	0	0									
	OT:	0	0	0	0	0	0	0	0	0	0	0
Reest -	BA:	72	72	72	72	72	72	72	72	72	72	72
Orig	OP:	0	0									
	OT:	72	72	72	72	72	72	72	72	72	72	72



Sorted by FUNC, SFUN, TID, SUB
 (amounts in millions)

		2015	2016	2017	2018	2019	2020	2021	2022	2023	2024	2025
GENERAL GOVERNMENT (800)												
International Assistance Programs												
Agency for International Development												
Intrabudgetary Transactions												
072 9990 8 1 809 CB01 XX XX 20 0												
Offsetting Receipts												
Pres 16	BA:	-1	-1	-1	-1	-1	-1	-1	-1	-1	-1	-1
Reest	OP:	0	0									
	OT:	-1	-1	-1	-1	-1	-1	-1	-1	-1	-1	-1
Mar 15	BA:	-1	-1	-1	-1	-1	-1	-1	-1	-1	-1	-1
Base	OP:	0	0									
	OT:	-1	-1	-1	-1	-1	-1	-1	-1	-1	-1	-1
Orig	BA:	0	0	0	0	0	0	0	0	0	0	0
Pres	OP:	0	0									
	OT:	0	0	0	0	0	0	0	0	0	0	0
Reest -	BA:	0	0	0	0	0	0	0	0	0	0	0
Mar15	OP:	0	0									
	OT:	0	0	0	0	0	0	0	0	0	0	0
Reest -	BA:	-1	-1	-1	-1	-1	-1	-1	-1	-1	-1	-1
Orig	OP:	0	0									
	OT:	-1	-1	-1	-1	-1	-1	-1	-1	-1	-1	-1



Sorted by FUNC, SFUN, TID, SUB
 (amounts in millions)

		2015	2016	2017	2018	2019	2020	2021	2022	2023	2024	2025
GENERAL GOVERNMENT (800)												
Proprietary Receipts												
072 9991 8 1 809 CB01 XX XX 20 0												
Offsetting Receipts												
Pres 16	BA:	-2	-2	-2	-2	-2	-2	-2	-2	-2	-2	-2
Reest	OP:	0	0									
	OT:	-2	-2	-2	-2	-2	-2	-2	-2	-2	-2	-2
Mar 15	BA:	-2	-2	-2	-2	-2	-2	-2	-2	-2	-2	-2
Base	OP:	0	0									
	OT:	-2	-2	-2	-2	-2	-2	-2	-2	-2	-2	-2
Orig	BA:	0	0	0	0	0	0	0	0	0	0	0
Pres	OP:	0	0									
	OT:	0	0	0	0	0	0	0	0	0	0	0
Reest -	BA:	0	0	0	0	0	0	0	0	0	0	0
Mar15	OP:	0	0									
	OT:	0	0	0	0	0	0	0	0	0	0	0
Reest -	BA:	-2	-2	-2	-2	-2	-2	-2	-2	-2	-2	-2
Orig	OP:	0	0									
	OT:	-2	-2	-2	-2	-2	-2	-2	-2	-2	-2	-2



Sorted by FUNC, SFUN, TID, SUB
 (amounts in millions)

		2015	2016	2017	2018	2019	2020	2021	2022	2023	2024	2025
GENERAL GOVERNMENT (800)												
Department of Health and Human Services												
Department of Health and Human Services												
Intrabudgetary Transactions												
075 9990 8 1 809 CB01 XX XX 20 0												
Offsetting Receipts												
Pres 16	BA:	-4	-4	-4	-4	-4	-4	-4	-4	-4	-4	-4
Reest	OP:	0	0									
	OT:	-4	-4	-4	-4	-4	-4	-4	-4	-4	-4	-4
Mar 15	BA:	-4	-4	-4	-4	-4	-4	-4	-4	-4	-4	-4
Base	OP:	0	0									
	OT:	-4	-4	-4	-4	-4	-4	-4	-4	-4	-4	-4
Orig	BA:	0	0	0	0	0	0	0	0	0	0	0
Pres	OP:	0	0									
	OT:	0	0	0	0	0	0	0	0	0	0	0
Reest -	BA:	0	0	0	0	0	0	0	0	0	0	0
Mar15	OP:	0	0									
	OT:	0	0	0	0	0	0	0	0	0	0	0
Reest -	BA:	-4	-4	-4	-4	-4	-4	-4	-4	-4	-4	-4
Orig	OP:	0	0									
	OT:	-4	-4	-4	-4	-4	-4	-4	-4	-4	-4	-4



Sorted by FUNC, SFUN, TID, SUB
 (amounts in millions)

		2015	2016	2017	2018	2019	2020	2021	2022	2023	2024	2025
GENERAL GOVERNMENT (800)												
Proprietary Receipts												
075 9991 8 1 809 CB01 XX XX 20 0												
Offsetting Receipts												
Pres 16	BA:	-156	-156	-156	-156	-156	-156	-156	-156	-156	-156	-156
Reest	OP:	0	0									
	OT:	-156	-156	-156	-156	-156	-156	-156	-156	-156	-156	-156
Mar 15	BA:	-156	-156	-156	-156	-156	-156	-156	-156	-156	-156	-156
Base	OP:	0	0									
	OT:	-156	-156	-156	-156	-156	-156	-156	-156	-156	-156	-156
Orig	BA:	-34	-34	-34	-34	-34	-34	-34	-34	-34	0	0
Pres	OP:	0	0									
	OT:	-34	-34	-34	-34	-34	-34	-34	-34	-34	0	0
Reest -	BA:	0	0	0	0	0	0	0	0	0	0	0
Mar15	OP:	0	0									
	OT:	0	0	0	0	0	0	0	0	0	0	0
Reest -	BA:	-122	-122	-122	-122	-122	-122	-122	-122	-122	-156	-156
Orig	OP:	0	0									
	OT:	-122	-122	-122	-122	-122	-122	-122	-122	-122	-156	-156



Sorted by FUNC, SFUN, TID, SUB
 (amounts in millions)

	2015	2016	2017	2018	2019	2020	2021	2022	2023	2024	2025
GENERAL GOVERNMENT (800)											
National Aeronautics and Space Administration											
National Aeronautics and Space Administration											
Intrabudgetary Transactions											
080 9990 8 1 809 CB01 XX XX 20 0											
Offsetting Receipts											
Pres 16 BA:	-6	-6	-6	-6	-6	-6	-6	-6	-6	-6	-6
Reest OP:	0	0									
OT:	-6	-6	-6	-6	-6	-6	-6	-6	-6	-6	-6
Mar 15 BA:	-6	-6	-6	-6	-6	-6	-6	-6	-6	-6	-6
Base OP:	0	0									
OT:	-6	-6	-6	-6	-6	-6	-6	-6	-6	-6	-6
Orig BA:	0	0	0	0	0	0	0	0	0	0	0
Pres OP:	0	0									
OT:	0	0	0	0	0	0	0	0	0	0	0
Reest - BA:	0	0	0	0	0	0	0	0	0	0	0
Mar15 OP:	0	0									
OT:	0	0	0	0	0	0	0	0	0	0	0
Reest - BA:	-6	-6	-6	-6	-6	-6	-6	-6	-6	-6	-6
Orig OP:	0	0									
OT:	-6	-6	-6	-6	-6	-6	-6	-6	-6	-6	-6



Sorted by FUNC, SFUN, TID, SUB
 (amounts in millions)

		2015	2016	2017	2018	2019	2020	2021	2022	2023	2024	2025
GENERAL GOVERNMENT (800)												
Proprietary Receipts												
080 9991 8 1 809 CB01 XX XX 20 0												
Offsetting Receipts												
Pres 16	BA:	-13	-13	-13	-13	-13	-13	-13	-13	-13	-13	-13
Reest	OP:	0	0									
	OT:	-13	-13	-13	-13	-13	-13	-13	-13	-13	-13	-13
Mar 15	BA:	-13	-13	-13	-13	-13	-13	-13	-13	-13	-13	-13
Base	OP:	0	0									
	OT:	-13	-13	-13	-13	-13	-13	-13	-13	-13	-13	-13
Orig	BA:	-15	-15	-15	-15	-15	-15	-15	-15	-15	0	0
Pres	OP:	0	0									
	OT:	-15	-15	-15	-15	-15	-15	-15	-15	-15	0	0
Reest -	BA:	0	0	0	0	0	0	0	0	0	0	0
Mar15	OP:	0	0									
	OT:	0	0	0	0	0	0	0	0	0	0	0
Reest -	BA:	2	2	2	2	2	2	2	2	2	-13	-13
Orig	OP:	0	0									
	OT:	2	2	2	2	2	2	2	2	2	-13	-13



Sorted by FUNC, SFUN, TID, SUB
 (amounts in millions)

	2015	2016	2017	2018	2019	2020	2021	2022	2023	2024	2025
GENERAL GOVERNMENT (800)											
Export-Import Bank of the United States											
Export-Import Bank of the United States											
Proprietary Receipts											
083 9991 8 1 809 CB01 XX XX 20 0											
Offsetting Receipts											
Pres 16 BA:	-1	-1	-1	-1	-1	-1	-1	-1	-1	-1	-1
Reest OP:	0	0									
OT:	-1	-1	-1	-1	-1	-1	-1	-1	-1	-1	-1
Mar 15 BA:	-1	-1	-1	-1	-1	-1	-1	-1	-1	-1	-1
Base OP:	0	0									
OT:	-1	-1	-1	-1	-1	-1	-1	-1	-1	-1	-1
Orig BA:	0	0	0	0	0	0	0	0	0	0	0
Pres OP:	0	0									
OT:	0	0	0	0	0	0	0	0	0	0	0
Reest - BA:	0	0	0	0	0	0	0	0	0	0	0
Mar15 OP:	0	0									
OT:	0	0	0	0	0	0	0	0	0	0	0
Reest - BA:	-1	-1	-1	-1	-1	-1	-1	-1	-1	-1	-1
Orig OP:	0	0									
OT:	-1	-1	-1	-1	-1	-1	-1	-1	-1	-1	-1



Sorted by FUNC, SFUN, TID, SUB
 (amounts in millions)

	2015	2016	2017	2018	2019	2020	2021	2022	2023	2024	2025
GENERAL GOVERNMENT (800)											
Department of Housing and Urban Development											
Department of Housing and Urban Development											
Intrabudgetary Transactions											
086 9990 8 1 809 CB01 XX XX 20 0											
Offsetting Receipts											
Pres 16 BA:	-15	-15	-15	-15	-15	-15	-15	-15	-15	-15	-15
Reest OP:	0	0									
OT:	-15	-15	-15	-15	-15	-15	-15	-15	-15	-15	-15
Mar 15 BA:	-15	-15	-15	-15	-15	-15	-15	-15	-15	-15	-15
Base OP:	0	0									
OT:	-15	-15	-15	-15	-15	-15	-15	-15	-15	-15	-15
Orig BA:	-7	-7	-7	-7	-7	-7	-7	-7	-7	-7	-7
Pres OP:	0	0									
OT:	-7	-7	-7	-7	-7	-7	-7	-7	-7	-7	-7
Reest - BA:	0	0	0	0	0	0	0	0	0	0	0
Mar15 OP:	0	0									
OT:	0	0	0	0	0	0	0	0	0	0	0
Reest - BA:	-8	-8	-8	-8	-8	-8	-8	-8	-8	-8	-8
Orig OP:	0	0									
OT:	-8	-8	-8	-8	-8	-8	-8	-8	-8	-8	-8



Sorted by FUNC, SFUN, TID, SUB
 (amounts in millions)

		2015	2016	2017	2018	2019	2020	2021	2022	2023	2024	2025
GENERAL GOVERNMENT (800)												
Proprietary Receipts												
086 9991 8 1 809 CB01 XX XX 20 0												
Offsetting Receipts												
Pres 16	BA:	-25	-25	-25	-25	-25	-25	-25	-25	-25	-25	-25
Reest	OP:	0	0									
	OT:	-25	-25	-25	-25	-25	-25	-25	-25	-25	-25	-25
Mar 15	BA:	-25	-25	-25	-25	-25	-25	-25	-25	-25	-25	-25
Base	OP:	0	0									
	OT:	-25	-25	-25	-25	-25	-25	-25	-25	-25	-25	-25
Orig	BA:	-12	-12	-12	-12	-12	-12	-12	-12	-12	-12	-12
Pres	OP:	0	0									
	OT:	-12	-12	-12	-12	-12	-12	-12	-12	-12	-12	-12
Reest -	BA:	0	0	0	0	0	0	0	0	0	0	0
Mar15	OP:	0	0									
	OT:	0	0	0	0	0	0	0	0	0	0	0
Reest -	BA:	-13	-13	-13	-13	-13	-13	-13	-13	-13	-13	-13
Orig	OP:	0	0									
	OT:	-13	-13	-13	-13	-13	-13	-13	-13	-13	-13	-13



Sorted by FUNC, SFUN, TID, SUB
 (amounts in millions)

	2015	2016	2017	2018	2019	2020	2021	2022	2023	2024	2025
GENERAL GOVERNMENT (800)											
Department of Energy											
Department of Energy											
Intrabudgetary Transactions											
089 9990 8 1 809 CB01 XX XX 20 0											
Offsetting Receipts											
Pres 16 BA:	-6	-6	-6	-6	-6	-6	-6	-6	-6	-6	-6
Reest OP:	0	0									
OT:	-6	-6	-6	-6	-6	-6	-6	-6	-6	-6	-6
Mar 15 BA:	-6	-6	-6	-6	-6	-6	-6	-6	-6	-6	-6
Base OP:	0	0									
OT:	-6	-6	-6	-6	-6	-6	-6	-6	-6	-6	-6
Orig BA:	-7	-7	-7	-7	-7	-7	-7	-7	-7	0	0
Pres OP:	0	0									
OT:	-7	-7	-7	-7	-7	-7	-7	-7	-7	0	0
Reest - BA:	0	0	0	0	0	0	0	0	0	0	0
Mar15 OP:	0	0									
OT:	0	0	0	0	0	0	0	0	0	0	0
Reest - BA:	1	1	1	1	1	1	1	1	1	-6	-6
Orig OP:	0	0									
OT:	1	1	1	1	1	1	1	1	1	-6	-6



Sorted by FUNC, SFUN, TID, SUB
 (amounts in millions)

		2015	2016	2017	2018	2019	2020	2021	2022	2023	2024	2025
GENERAL GOVERNMENT (800)												
Proprietary Receipts												
089 9991 8 1 809 CB01 XX XX 20 0												
Offsetting Receipts												
Pres 16	BA:	-117	-117	-117	-117	-117	-117	-117	-117	-117	-117	-117
Reest	OP:	0	0									
	OT:	-117	-117	-117	-117	-117	-117	-117	-117	-117	-117	-117
Mar 15	BA:	-117	-117	-117	-117	-117	-117	-117	-117	-117	-117	-117
Base	OP:	0	0									
	OT:	-117	-117	-117	-117	-117	-117	-117	-117	-117	-117	-117
Orig	BA:	-14	-14	-14	-14	-14	-14	-14	-14	-14	-14	0
Pres	OP:	0	0									
	OT:	-14	-14	-14	-14	-14	-14	-14	-14	-14	-14	0
Reest -	BA:	0	0	0	0	0	0	0	0	0	0	0
Mar15	OP:	0	0									
	OT:	0	0	0	0	0	0	0	0	0	0	0
Reest -	BA:	-103	-103	-103	-103	-103	-103	-103	-103	-103	-103	-117
Orig	OP:	0	0									
	OT:	-103	-103	-103	-103	-103	-103	-103	-103	-103	-103	-117



Sorted by FUNC, SFUN, TID, SUB
 (amounts in millions)

	2015	2016	2017	2018	2019	2020	2021	2022	2023	2024	2025
GENERAL GOVERNMENT (800)											
Department of Education											
Department of Education											
Proprietary Receipts											
091 9990 8 1 809 CB01 XX XX 20 0											
Offsetting Receipts											
Pres 16 BA:	-20	-20	-20	-20	-20	-20	-20	-20	-20	-20	-20
Reest OP:	0	0									
OT:	-20	-20	-20	-20	-20	-20	-20	-20	-20	-20	-20
Mar 15 BA:	-20	-20	-20	-20	-20	-20	-20	-20	-20	-20	-20
Base OP:	0	0									
OT:	-20	-20	-20	-20	-20	-20	-20	-20	-20	-20	-20
Orig BA:	-47	-47	-47	-47	-47	-47	-47	-47	-47	-47	0
Pres OP:	0	0									
OT:	-47	-47	-47	-47	-47	-47	-47	-47	-47	-47	0
Reest - BA:	0	0	0	0	0	0	0	0	0	0	0
Mar15 OP:	0	0									
OT:	0	0	0	0	0	0	0	0	0	0	0
Reest - BA:	27	27	27	27	27	27	27	27	27	27	-20
Orig OP:	0	0									
OT:	27	27	27	27	27	27	27	27	27	27	-20



Sorted by FUNC, SFUN, TID, SUB
 (amounts in millions)

		2015	2016	2017	2018	2019	2020	2021	2022	2023	2024	2025
GENERAL GOVERNMENT (800)												
Proprietary Receipts												
091 9991 8 1 809 CB01 XX XX 20 0												
Offsetting Receipts												
Pres 16	BA:	-47	-47	-47	-47	-47	-47	-47	-47	-47	-47	-47
Reest	OP:	0	0									
	OT:	-47	-47	-47	-47	-47	-47	-47	-47	-47	-47	-47
Mar 15	BA:	-47	-47	-47	-47	-47	-47	-47	-47	-47	-47	-47
Base	OP:	0	0									
	OT:	-47	-47	-47	-47	-47	-47	-47	-47	-47	-47	-47
Orig	BA:	0	0	0	0	0	0	0	0	0	0	0
Pres	OP:	0	0									
	OT:	0	0	0	0	0	0	0	0	0	0	0
Reest -	BA:	0	0	0	0	0	0	0	0	0	0	0
Mar15	OP:	0	0									
	OT:	0	0	0	0	0	0	0	0	0	0	0
Reest -	BA:	-47	-47	-47	-47	-47	-47	-47	-47	-47	-47	-47
Orig	OP:	0	0									
	OT:	-47	-47	-47	-47	-47	-47	-47	-47	-47	-47	-47



Sorted by FUNC, SFUN, TID, SUB
 (amounts in millions)

	2015	2016	2017	2018	2019	2020	2021	2022	2023	2024	2025
GENERAL GOVERNMENT (800)											
Multi-Agency											
Undistributed											
Intrabudgetary Transactions											
095 9990 8 1 809 CB01 XX XX 20 0											
Offsetting Receipts											
Pres 16 BA:	-11	-11	-11	-11	-11	-11	-11	-11	-11	-11	-11
Reest OP:	0	0									
OT:	-11	-11	-11	-11	-11	-11	-11	-11	-11	-11	-11
Mar 15 BA:	-11	-11	-11	-11	-11	-11	-11	-11	-11	-11	-11
Base OP:	0	0									
OT:	-11	-11	-11	-11	-11	-11	-11	-11	-11	-11	-11
Orig BA:	0	0	0	0	0	0	0	0	0	0	0
Pres OP:	0	0									
OT:	0	0	0	0	0	0	0	0	0	0	0
Reest - BA:	0	0	0	0	0	0	0	0	0	0	0
Mar15 OP:	0	0									
OT:	0	0	0	0	0	0	0	0	0	0	0
Reest - BA:	-11	-11	-11	-11	-11	-11	-11	-11	-11	-11	-11
Orig OP:	0	0									
OT:	-11	-11	-11	-11	-11	-11	-11	-11	-11	-11	-11



Sorted by FUNC, SFUN, TID, SUB
 (amounts in millions)

		2015	2016	2017	2018	2019	2020	2021	2022	2023	2024	2025
GENERAL GOVERNMENT (800)												
Proprietary Receipts												
095 9991 8 1 809 CB01 XX XX 20												
Offsetting Receipts												
Pres 16	BA:	0	0	0	0	0	0	0	0	0	0	0
Reest	OP:	0	0									
	OT:	0	0	0	0	0	0	0	0	0	0	0
Mar 15	BA:	0	0	0	0	0	0	0	0	0	0	0
Base	OP:	0	0									
	OT:	0	0	0	0	0	0	0	0	0	0	0
Orig	BA:	-3	-3	-3	-3	-3	-3	-3	-3	-3	-3	-3
Pres	OP:	0	0									
	OT:	-3	-3	-3	-3	-3	-3	-3	-3	-3	-3	-3
Reest -	BA:	0	0	0	0	0	0	0	0	0	0	0
Mar15	OP:	0	0									
	OT:	0	0	0	0	0	0	0	0	0	0	0
Reest -	BA:	3	3	3	3	3	3	3	3	3	3	3
Orig	OP:	0	0									
	OT:	3	3	3	3	3	3	3	3	3	3	3



Sorted by FUNC, SFUN, TID, SUB
 (amounts in millions)

		2015	2016	2017	2018	2019	2020	2021	2022	2023	2024	2025
GENERAL GOVERNMENT (800)												
Corps of Engineers--Civil Works												
Corps of Engineers--Civil Works												
Intrabudgetary Transactions												
096 9990 8 1 809 CB02 XX XX 20												
Offsetting Receipts												
Pres 16	BA:	0	0	0	0	0	0	0	0	0	0	0
Reest	OP:	0	0									
	OT:	0	0	0	0	0	0	0	0	0	0	0
Mar 15	BA:	0	0	0	0	0	0	0	0	0	0	0
Base	OP:	0	0									
	OT:	0	0	0	0	0	0	0	0	0	0	0
Orig	BA:	-1	-1	-1	-1	-1	-1	-1	-1	-1	-1	-1
Pres	OP:	0	0									
	OT:	-1	-1	-1	-1	-1	-1	-1	-1	-1	-1	-1
Reest -	BA:	0	0	0	0	0	0	0	0	0	0	0
Mar15	OP:	0	0									
	OT:	0	0	0	0	0	0	0	0	0	0	0
Reest -	BA:	1	1	1	1	1	1	1	1	1	1	1
Orig	OP:	0	0									
	OT:	1	1	1	1	1	1	1	1	1	1	1



Sorted by FUNC, SFUN, TID, SUB
 (amounts in millions)

		2015	2016	2017	2018	2019	2020	2021	2022	2023	2024	2025
GENERAL GOVERNMENT (800)												
Proprietary Receipts												
096 9991 8 1 809 CB01 XX XX 20 0												
Offsetting Receipts												
Pres 16	BA:	-53	-53	-53	-53	-53	-53	-53	-53	-53	-53	-53
Reest	OP:	0	0									
	OT:	-53	-53	-53	-53	-53	-53	-53	-53	-53	-53	-53
Mar 15	BA:	-53	-53	-53	-53	-53	-53	-53	-53	-53	-53	-53
Base	OP:	0	0									
	OT:	-53	-53	-53	-53	-53	-53	-53	-53	-53	-53	-53
Orig	BA:	-77	-77	-77	-77	-77	-77	-77	-77	-77	-77	-77
Pres	OP:	0	0									
	OT:	-77	-77	-77	-77	-77	-77	-77	-77	-77	-77	-77
Reest -	BA:	0	0	0	0	0	0	0	0	0	0	0
Mar15	OP:	0	0									
	OT:	0	0	0	0	0	0	0	0	0	0	0
Reest -	BA:	24	24	24	24	24	24	24	24	24	24	24
Orig	OP:	0	0									
	OT:	24	24	24	24	24	24	24	24	24	24	24



Sorted by FUNC, SFUN, TID, SUB
 (amounts in millions)

		2015	2016	2017	2018	2019	2020	2021	2022	2023	2024	2025
GENERAL GOVERNMENT (800)												
District of Columbia												
District of Columbia Courts												
Proprietary Receipts												
349 9993 8 1 809 CB01 XX XX 20 0												
Offsetting Receipts												
Pres 16	BA:	-27	-27	-27	-27	-27	-27	-27	-27	-27	-27	-27
Reest	OP:	0	0									
	OT:	-27	-27	-27	-27	-27	-27	-27	-27	-27	-27	-27
Mar 15	BA:	-27	-27	-27	-27	-27	-27	-27	-27	-27	-27	-27
Base	OP:	0	0									
	OT:	-27	-27	-27	-27	-27	-27	-27	-27	-27	-27	-27
Orig	BA:	-1	-1	-1	-1	-1	-1	-1	-1	0	0	0
Pres	OP:	0	0									
	OT:	-1	-1	-1	-1	-1	-1	-1	-1	0	0	0
Reest -	BA:	0	0	0	0	0	0	0	0	0	0	0
Mar15	OP:	0	0									
	OT:	0	0	0	0	0	0	0	0	0	0	0
Reest -	BA:	-26	-26	-26	-26	-26	-26	-26	-26	-27	-27	-27
Orig	OP:	0	0									
	OT:	-26	-26	-26	-26	-26	-26	-26	-26	-27	-27	-27



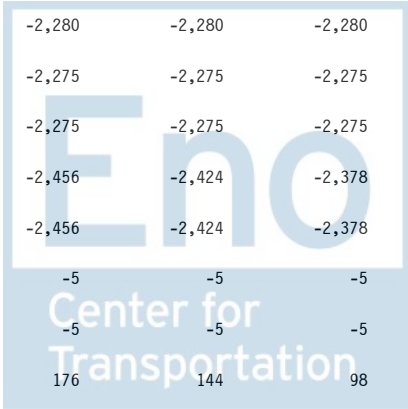
Sorted by FUNC, SFUN, TID, SUB
 (amounts in millions)

	2015	2016	2017	2018	2019	2020	2021	2022	2023	2024	2025
GENERAL GOVERNMENT (800)											
Corporation for National and Community Service											
Corporation for National and Community Service											
Proprietary Receipts											
485 9991 8 1 809 CB01 XX XX 20 0											
Offsetting Receipts											
Pres 16 BA:	-17	-17	-17	-17	-17	-17	-17	-17	-17	-17	-17
Reest OP:	0	0									
OT:	-17	-17	-17	-17	-17	-17	-17	-17	-17	-17	-17
Mar 15 BA:	-17	-17	-17	-17	-17	-17	-17	-17	-17	-17	-17
Base OP:	0	0									
OT:	-17	-17	-17	-17	-17	-17	-17	-17	-17	-17	-17
Orig BA:	0	0	0	0	0	0	0	0	0	0	0
Pres OP:	0	0									
OT:	0	0	0	0	0	0	0	0	0	0	0
Reest - BA:	0	0	0	0	0	0	0	0	0	0	0
Mar15 OP:	0	0									
OT:	0	0	0	0	0	0	0	0	0	0	0
Reest - BA:	-17	-17	-17	-17	-17	-17	-17	-17	-17	-17	-17
Orig OP:	0	0									
OT:	-17	-17	-17	-17	-17	-17	-17	-17	-17	-17	-17



Sorted by FUNC, SFUN, TID, SUB
 (amounts in millions)

		2015	2016	2017	2018	2019	2020	2021	2022	2023	2024	2025
GENERAL GOVERNMENT (800)												
Vietnam Education Foundation												
Vietnam Education Foundation												
All other general fund proprietary receipts												
519 9995 8 1 809 CB01 XX XX 20												
Offsetting Receipts												
Pres 16	BA:	0	0	0	0	0	0	0	0	0	0	0
Reest	OP:	0	0									
	OT:	0	0	0	0	0	0	0	0	0	0	0
Mar 15	BA:	0	0	0	0	0	0	0	0	0	0	0
Base	OP:	0	0									
	OT:	0	0	0	0	0	0	0	0	0	0	0
Orig	BA:	-5	-5	-5	-5	0	0	0	0	0	0	0
Pres	OP:	0	0									
	OT:	-5	-5	-5	-5	0	0	0	0	0	0	0
Reest -	BA:	0	0	0	0	0	0	0	0	0	0	0
Mar15	OP:	0	0									
	OT:	0	0	0	0	0	0	0	0	0	0	0
Reest -	BA:	5	5	5	5	0	0	0	0	0	0	0
Orig	OP:	0	0									
	OT:	5	5	5	5	0	0	0	0	0	0	0
Subfunction Total for 809 Deductions for offsetting receipts (809)												
Pres 16	BA:	-2,275	-2,280	-2,280	-2,280	-2,280	-2,280	-2,280	-2,280	-2,280	-2,280	-2,280
Reest	OP:	0	0									
	OT:	-2,275	-2,280	-2,280	-2,280	-2,280	-2,280	-2,280	-2,280	-2,280	-2,280	-2,280
Mar 15	BA:	-2,275	-2,275	-2,275	-2,275	-2,275	-2,275	-2,275	-2,275	-2,275	-2,275	-2,275
Base	OP:	0	0									
	OT:	-2,275	-2,275	-2,275	-2,275	-2,275	-2,275	-2,275	-2,275	-2,275	-2,275	-2,275
Orig	BA:	-2,236	-2,293	-2,353	-2,373	-2,376	-2,427	-2,443	-2,456	-2,424	-2,378	-2,327
Pres	OP:	0	0									
	OT:	-2,236	-2,293	-2,353	-2,373	-2,376	-2,427	-2,443	-2,456	-2,424	-2,378	-2,327
Reest -	BA:	0	-5	-5	-5	-5	-5	-5	-5	-5	-5	-5
Mar15	OP:	0	0									
	OT:	0	-5	-5	-5	-5	-5	-5	-5	-5	-5	-5
Reest -	BA:	-39	13	73	93	96	147	163	176	144	98	47
Orig	OP:	0	0									
	OT:	-39	13	73	93	96	147	163	176	144	98	47



Sorted by FUNC, SFUN, TID, SUB
(amounts in millions)

	2015	2016	2017	2018	2019	2020	2021	2022	2023	2024	2025
GENERAL GOVERNMENT (800)											



Sorted by FUNC, SFUN, TID, SUB
 (amounts in millions)

		2015	2016	2017	2018	2019	2020	2021	2022	2023	2024	2025
Function Total for 800 GENERAL GOVERNMENT (800)												
Pres 16	BA:	24,126	27,867	27,152	27,852	28,550	29,237	29,820	30,382	30,968	31,299	31,873
Reest	OP:	4,489	4,369									
	OT:	23,991	25,669	26,451	27,360	28,083	28,787	29,343	29,895	30,450	30,799	31,294
Mar 15	BA:	23,920	23,780	24,652	25,229	25,972	26,705	27,479	28,269	29,035	29,599	30,404
Base	OP:	4,489	4,369									
	OT:	23,806	23,441	24,367	24,861	25,434	26,170	26,954	27,758	28,525	29,114	29,862
Orig	BA:	23,117	27,584	26,162	26,862	27,609	28,285	28,866	29,420	30,097	30,438	31,065
Pres	OP:	12,549	12,305									
	OT:	22,810	25,093	25,387	25,591	26,746	27,872	28,321	28,845	29,631	30,321	31,537
Reest -	BA:	206	4,087	2,500	2,623	2,578	2,532	2,341	2,113	1,933	1,700	1,469
Mar15	OP:	0	0									
	OT:	185	2,228	2,084	2,499	2,649	2,617	2,389	2,137	1,925	1,685	1,432
Reest -	BA:	1,009	283	990	990	941	952	954	962	871	861	808
Orig	OP:	-8,060	-7,936									
	OT:	1,181	576	1,064	1,769	1,337	915	1,022	1,050	819	478	-243



Sorted by FUNC, SFUN, TID, SUB
(amounts in millions)

2015 2016 2017 2018 2019 2020 2021 2022 2023 2024 2025



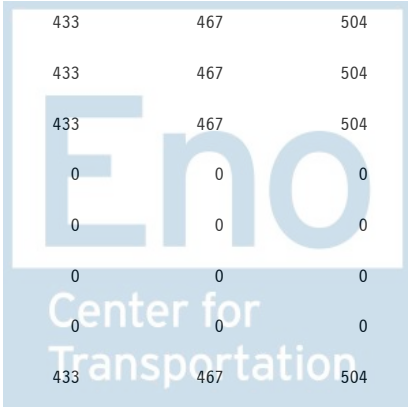
Sorted by FUNC, SFUN, TID, SUB
 (amounts in millions)

		2015	2016	2017	2018	2019	2020	2021	2022	2023	2024	2025
NET INTEREST (900)												
Interest on Treasury debt securities (901)												
Department of the Treasury												
Interest on the Public Debt												
Interest on Treasury debt securities (gross)												
020 0550 0 1 901 BA01 58 78 30 N												
Federal Fund												
Public Issues												
Pres 16	BA:	250,219	297,589	351,128	424,476	488,894	550,878	604,223	658,047	710,068	760,214	803,972
Reest	OP:	0	0									
	OT:	250,219	297,589	351,128	424,476	488,894	550,878	604,223	658,047	710,068	760,214	803,972
Mar 15	BA:	250,160	298,284	352,756	428,016	495,009	560,902	618,047	677,140	735,747	791,284	841,845
Base	OP:	0	0									
	OT:	250,160	298,284	352,756	428,016	495,009	560,902	618,047	677,140	735,747	791,284	841,845
Orig	BA:	266,689	322,980	390,932	460,467	528,564	598,665	663,418	728,521	793,334	852,186	908,386
Pres	OP:	0	0									
	OT:	266,689	322,980	390,932	460,467	528,564	598,665	663,418	728,521	793,334	852,186	908,386
Reest -	BA:	59	-695	-1,628	-3,540	-6,115	-10,024	-13,824	-19,093	-25,679	-31,070	-37,873
Mar15	OP:	0	0									
	OT:	59	-695	-1,628	-3,540	-6,115	-10,024	-13,824	-19,093	-25,679	-31,070	-37,873
Reest -	BA:	-16,470	-25,391	-39,804	-35,991	-39,670	-47,787	-59,195	-70,474	-83,266	-91,972	-104,414
Orig	OP:	0	0									
	OT:	-16,470	-25,391	-39,804	-35,991	-39,670	-47,787	-59,195	-70,474	-83,266	-91,972	-104,414



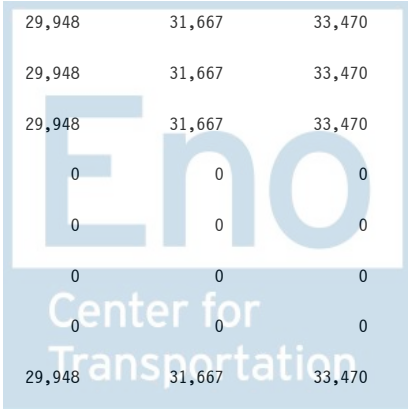
Sorted by FUNC, SFUN, TID, SUB
 (amounts in millions)

		2015	2016	2017	2018	2019	2020	2021	2022	2023	2024	2025
NET INTEREST (900)												
020 0550 0 1 901 BA02 58 78 30 N												
Federal Fund												
Foreign zeros												
Pres 16	BA:	9	9	10	12	13	9	0	0	0	0	0
Reest	OP:	0	0									
	OT:	9	9	10	12	13	9	0	0	0	0	0
Mar 15	BA:	9	9	10	12	13	9	0	0	0	0	0
Base	OP:	0	0									
	OT:	9	9	10	12	13	9	0	0	0	0	0
Orig	BA:	0	0	0	0	0	0	0	0	0	0	0
Pres	OP:	0	0									
	OT:	0	0	0	0	0	0	0	0	0	0	0
Reest -	BA:	0	0	0	0	0	0	0	0	0	0	0
Mar15	OP:	0	0									
	OT:	0	0	0	0	0	0	0	0	0	0	0
Reest -	BA:	9	9	10	12	13	9	0	0	0	0	0
Orig	OP:	0	0									
	OT:	9	9	10	12	13	9	0	0	0	0	0
020 0550 0 1 901 BA04 58 78 30 N												
Federal Fund												
Domestic zeros												
Pres 16	BA:	1,268	1,375	1,483	1,603	1,733	1,459	534	433	467	504	541
Reest	OP:	0	0									
	OT:	1,268	1,375	1,483	1,603	1,733	1,459	534	433	467	504	541
Mar 15	BA:	1,268	1,375	1,483	1,603	1,733	1,459	534	433	467	504	541
Base	OP:	0	0									
	OT:	1,268	1,375	1,483	1,603	1,733	1,459	534	433	467	504	541
Orig	BA:	0	0	0	0	0	0	0	0	0	0	0
Pres	OP:	0	0									
	OT:	0	0	0	0	0	0	0	0	0	0	0
Reest -	BA:	0	0	0	0	0	0	0	0	0	0	0
Mar15	OP:	0	0									
	OT:	0	0	0	0	0	0	0	0	0	0	0
Reest -	BA:	1,268	1,375	1,483	1,603	1,733	1,459	534	433	467	504	541
Orig	OP:	0	0									
	OT:	1,268	1,375	1,483	1,603	1,733	1,459	534	433	467	504	541



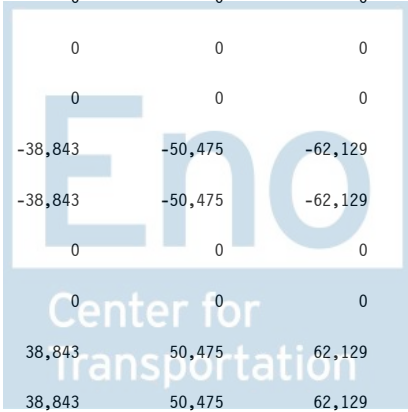
Sorted by FUNC, SFUN, TID, SUB
 (amounts in millions)

		2015	2016	2017	2018	2019	2020	2021	2022	2023	2024	2025
NET INTEREST (900)												
020 0550 0 1 901 BA07 58 78 30 N												
Federal Fund												
Special Issues Int Pmts Paid to 902/903												
Pres 16	BA:	139,543	153,076	156,993	166,419	173,773	178,833	184,075	185,497	185,147	185,717	184,712
Reest	OP:	0	0									
	OT:	139,543	153,076	156,993	166,419	173,773	178,833	184,075	185,497	185,147	185,717	184,712
Mar 15	BA:	139,543	153,076	156,993	166,419	173,773	178,833	184,075	185,497	185,147	185,717	184,712
Base	OP:	0	0									
	OT:	139,543	153,076	156,993	166,419	173,773	178,833	184,075	185,497	185,147	185,717	184,712
Orig	BA:	150,557	146,698	145,126	143,501	148,554	148,945	153,243	152,807	151,432	148,893	148,187
Pres	OP:	0	0									
	OT:	150,557	146,698	145,126	143,501	148,554	148,945	153,243	152,807	151,432	148,893	148,187
Reest -	BA:	0	0	0	0	0	0	0	0	0	0	0
Mar15	OP:	0	0									
	OT:	0	0	0	0	0	0	0	0	0	0	0
Reest -	BA:	-11,014	6,378	11,867	22,918	25,219	29,888	30,832	32,690	33,715	36,824	36,525
Orig	OP:	0	0									
	OT:	-11,014	6,378	11,867	22,918	25,219	29,888	30,832	32,690	33,715	36,824	36,525
020 0550 0 1 901 BA08 58 78 30 N												
Federal Fund												
Sp Issues paid to Wedge Accounts												
Pres 16	BA:	12,551	16,488	20,728	22,719	24,904	26,699	28,304	29,948	31,667	33,470	35,346
Reest	OP:	0	0									
	OT:	12,551	16,488	20,728	22,719	24,904	26,699	28,304	29,948	31,667	33,470	35,346
Mar 15	BA:	12,551	16,488	20,728	22,719	24,904	26,699	28,304	29,948	31,667	33,470	35,346
Base	OP:	0	0									
	OT:	12,551	16,488	20,728	22,719	24,904	26,699	28,304	29,948	31,667	33,470	35,346
Orig	BA:	0	0	0	0	0	0	0	0	0	0	0
Pres	OP:	0	0									
	OT:	0	0	0	0	0	0	0	0	0	0	0
Reest -	BA:	0	0	0	0	0	0	0	0	0	0	0
Mar15	OP:	0	0									
	OT:	0	0	0	0	0	0	0	0	0	0	0
Reest -	BA:	12,551	16,488	20,728	22,719	24,904	26,699	28,304	29,948	31,667	33,470	35,346
Orig	OP:	0	0									
	OT:	12,551	16,488	20,728	22,719	24,904	26,699	28,304	29,948	31,667	33,470	35,346



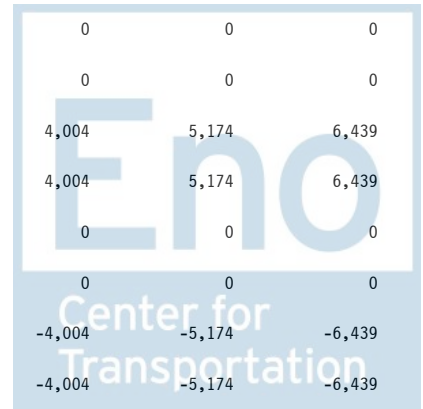
Sorted by FUNC, SFUN, TID, SUB
 (amounts in millions)

		2015	2016	2017	2018	2019	2020	2021	2022	2023	2024	2025
NET INTEREST (900)												
020 0550 0 1 901 BA10 58 78 30 N												
Federal Fund												
Thrift G- Fund Payment												
Pres 16	BA:	4,213	5,968	7,775	9,522	11,239	12,833	14,012	15,262	16,586	17,990	19,475
Reest	OP:	0	0									
	OT:	4,213	5,968	7,775	9,522	11,239	12,833	14,012	15,262	16,586	17,990	19,475
Mar 15	BA:	4,213	5,968	7,775	9,522	11,239	12,833	14,012	15,262	16,586	17,990	19,475
Base	OP:	0	0									
	OT:	4,213	5,968	7,775	9,522	11,239	12,833	14,012	15,262	16,586	17,990	19,475
Orig	BA:	0	0	0	0	0	0	0	0	0	0	0
Pres	OP:	0	0									
	OT:	0	0	0	0	0	0	0	0	0	0	0
Reest -	BA:	0	0	0	0	0	0	0	0	0	0	0
Mar15	OP:	0	0									
	OT:	0	0	0	0	0	0	0	0	0	0	0
Reest -	BA:	4,213	5,968	7,775	9,522	11,239	12,833	14,012	15,262	16,586	17,990	19,475
Orig	OP:	0	0									
	OT:	4,213	5,968	7,775	9,522	11,239	12,833	14,012	15,262	16,586	17,990	19,475
020 0550 0 1 901 EE01 XX XX 30												
Non-scoreable secondary effect												
Pres 16	BA:	0	0	0	0	0	0	0	0	0	0	0
Reest	OP:	0	0									
	OT:	0	0	0	0	0	0	0	0	0	0	0
Mar 15	BA:	0	0	0	0	0	0	0	0	0	0	0
Base	OP:	0	0									
	OT:	0	0	0	0	0	0	0	0	0	0	0
Orig	BA:	24	-254	-2,498	-6,683	-12,517	-20,364	-28,812	-38,843	-50,475	-62,129	-74,873
Pres	OP:	0	0									
	OT:	24	-254	-2,498	-6,683	-12,517	-20,364	-28,812	-38,843	-50,475	-62,129	-74,873
Reest -	BA:	0	0	0	0	0	0	0	0	0	0	0
Mar15	OP:	0	0									
	OT:	0	0	0	0	0	0	0	0	0	0	0
Reest -	BA:	-24	254	2,498	6,683	12,517	20,364	28,812	38,843	50,475	62,129	74,873
Orig	OP:	0	0									
	OT:	-24	254	2,498	6,683	12,517	20,364	28,812	38,843	50,475	62,129	74,873



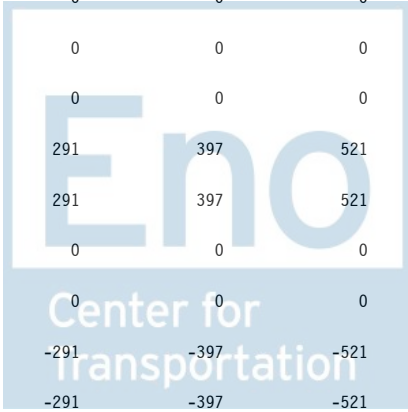
Sorted by FUNC, SFUN, TID, SUB
 (amounts in millions)

		2015	2016	2017	2018	2019	2020	2021	2022	2023	2024	2025
NET INTEREST (900)												
Account Total for Interest on Treasury debt securities (gross)												
Pres 16	BA:	407,803	474,505	538,117	624,751	700,556	770,711	831,148	889,187	943,935	997,895	1,044,046
Reest	OP:	0	0									
	OT:	407,803	474,505	538,117	624,751	700,556	770,711	831,148	889,187	943,935	997,895	1,044,046
Mar 15	BA:	407,744	475,200	539,745	628,291	706,671	780,735	844,972	908,280	969,614	1,028,965	1,081,919
Base	OP:	0	0									
	OT:	407,744	475,200	539,745	628,291	706,671	780,735	844,972	908,280	969,614	1,028,965	1,081,919
Orig	BA:	417,270	469,424	533,560	597,285	664,601	727,246	787,849	842,485	894,291	938,950	981,700
Pres	OP:	0	0									
	OT:	417,270	469,424	533,560	597,285	664,601	727,246	787,849	842,485	894,291	938,950	981,700
Reest -	BA:	59	-695	-1,628	-3,540	-6,115	-10,024	-13,824	-19,093	-25,679	-31,070	-37,873
Mar15	OP:	0	0									
	OT:	59	-695	-1,628	-3,540	-6,115	-10,024	-13,824	-19,093	-25,679	-31,070	-37,873
Reest -	BA:	-9,467	5,081	4,557	27,466	35,955	43,465	43,299	46,702	49,644	58,945	62,346
Orig	OP:	0	0									
	OT:	-9,467	5,081	4,557	27,466	35,955	43,465	43,299	46,702	49,644	58,945	62,346
Interest paid to trust fund receipt accounts - shadow account												
020 0555 0 1 901 EE01 XX XX 30												
Non-scoreable secondary effect												
Pres 16	BA:	0	0	0	0	0	0	0	0	0	0	0
Reest	OP:	0	0									
	OT:	0	0	0	0	0	0	0	0	0	0	0
Mar 15	BA:	0	0	0	0	0	0	0	0	0	0	0
Base	OP:	0	0									
	OT:	0	0	0	0	0	0	0	0	0	0	0
Orig	BA:	-135	-283	29	631	1,240	1,938	2,915	4,004	5,174	6,439	8,020
Pres	OP:	0	0									
	OT:	-135	-283	29	631	1,240	1,938	2,915	4,004	5,174	6,439	8,020
Reest -	BA:	0	0	0	0	0	0	0	0	0	0	0
Mar15	OP:	0	0									
	OT:	0	0	0	0	0	0	0	0	0	0	0
Reest -	BA:	135	283	-29	-631	-1,240	-1,938	-2,915	-4,004	-5,174	-6,439	-8,020
Orig	OP:	0	0									
	OT:	135	283	-29	-631	-1,240	-1,938	-2,915	-4,004	-5,174	-6,439	-8,020



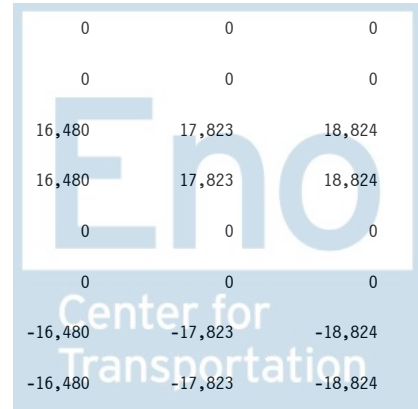
Sorted by FUNC, SFUN, TID, SUB
 (amounts in millions)

		2015	2016	2017	2018	2019	2020	2021	2022	2023	2024	2025
NET INTEREST (900)												
Interest paid to expenditure accounts - shadow account												
020 0556 0 1 901 BA01 58 78 30												
Federal Fund												
Pres 16	BA:	0	0	0	0	0	0	0	0	0	0	0
Reest	OP:	0	0									
	OT:	0	0	0	0	0	0	0	0	0	0	0
Mar 15	BA:	0	0	0	0	0	0	0	0	0	0	0
Base	OP:	0	0									
	OT:	0	0	0	0	0	0	0	0	0	0	0
Orig	BA:	3,683	4,780	7,008	8,974	10,926	12,985	14,381	15,426	16,562	17,864	19,274
Pres	OP:	0	0									
	OT:	3,683	4,780	7,008	8,974	10,926	12,985	14,381	15,426	16,562	17,864	19,274
Reest -	BA:	0	0	0	0	0	0	0	0	0	0	0
Mar15	OP:	0	0									
	OT:	0	0	0	0	0	0	0	0	0	0	0
Reest -	BA:	-3,683	-4,780	-7,008	-8,974	-10,926	-12,985	-14,381	-15,426	-16,562	-17,864	-19,274
Orig	OP:	0	0									
	OT:	-3,683	-4,780	-7,008	-8,974	-10,926	-12,985	-14,381	-15,426	-16,562	-17,864	-19,274
020 0556 0 1 901 EE01 XX XX 30												
Non-scoreable secondary effect												
Pres 16	BA:	0	0	0	0	0	0	0	0	0	0	0
Reest	OP:	0	0									
	OT:	0	0	0	0	0	0	0	0	0	0	0
Mar 15	BA:	0	0	0	0	0	0	0	0	0	0	0
Base	OP:	0	0									
	OT:	0	0	0	0	0	0	0	0	0	0	0
Orig	BA:	0	-8	-13	20	69	131	202	291	397	521	660
Pres	OP:	0	0									
	OT:	0	-8	-13	20	69	131	202	291	397	521	660
Reest -	BA:	0	0	0	0	0	0	0	0	0	0	0
Mar15	OP:	0	0									
	OT:	0	0	0	0	0	0	0	0	0	0	0
Reest -	BA:	0	8	13	-20	-69	-131	-202	-291	-397	-521	-660
Orig	OP:	0	0									
	OT:	0	8	13	-20	-69	-131	-202	-291	-397	-521	-660



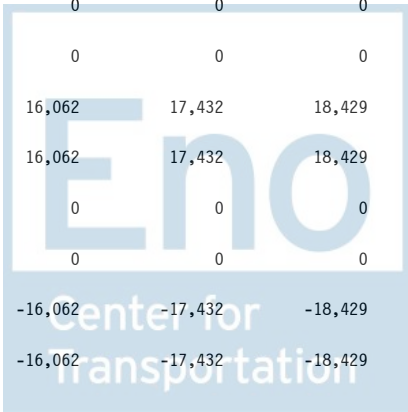
Sorted by FUNC, SFUN, TID, SUB
 (amounts in millions)

		2015	2016	2017	2018	2019	2020	2021	2022	2023	2024	2025
NET INTEREST (900)												
Account Total for Interest paid to expenditure accounts - shadow account												
Pres 16	BA:	0	0	0	0	0	0	0	0	0	0	0
Reest	OP:	0	0	0	0	0	0	0	0	0	0	0
	OT:	0	0	0	0	0	0	0	0	0	0	0
Mar 15	BA:	0	0	0	0	0	0	0	0	0	0	0
Base	OP:	0	0	0	0	0	0	0	0	0	0	0
	OT:	0	0	0	0	0	0	0	0	0	0	0
Orig	BA:	3,683	4,772	6,995	8,994	10,995	13,116	14,583	15,717	16,959	18,385	19,934
Pres	OP:	0	0	0	0	0	0	0	0	0	0	0
	OT:	3,683	4,772	6,995	8,994	10,995	13,116	14,583	15,717	16,959	18,385	19,934
Reest -	BA:	0	0	0	0	0	0	0	0	0	0	0
Mar15	OP:	0	0	0	0	0	0	0	0	0	0	0
	OT:	0	0	0	0	0	0	0	0	0	0	0
Reest -	BA:	-3,683	-4,772	-6,995	-8,994	-10,995	-13,116	-14,583	-15,717	-16,959	-18,385	-19,934
Orig	OP:	0	0	0	0	0	0	0	0	0	0	0
	OT:	-3,683	-4,772	-6,995	-8,994	-10,995	-13,116	-14,583	-15,717	-16,959	-18,385	-19,934
Interest paid to Federal fund receipt accounts - shadow account												
020 0557 0 1 901 BA01 58 78 30												
Federal Fund												
Pres 16	BA:	0	0	0	0	0	0	0	0	0	0	0
Reest	OP:	0	0	0	0	0	0	0	0	0	0	0
	OT:	0	0	0	0	0	0	0	0	0	0	0
Mar 15	BA:	0	0	0	0	0	0	0	0	0	0	0
Base	OP:	0	0	0	0	0	0	0	0	0	0	0
	OT:	0	0	0	0	0	0	0	0	0	0	0
Orig	BA:	10,773	11,875	12,373	11,945	12,893	14,462	16,087	16,480	17,823	18,824	17,028
Pres	OP:	0	0	0	0	0	0	0	0	0	0	0
	OT:	10,773	11,875	12,373	11,945	12,893	14,462	16,087	16,480	17,823	18,824	17,028
Reest -	BA:	0	0	0	0	0	0	0	0	0	0	0
Mar15	OP:	0	0	0	0	0	0	0	0	0	0	0
	OT:	0	0	0	0	0	0	0	0	0	0	0
Reest -	BA:	-10,773	-11,875	-12,373	-11,945	-12,893	-14,462	-16,087	-16,480	-17,823	-18,824	-17,028
Orig	OP:	0	0	0	0	0	0	0	0	0	0	0
	OT:	-10,773	-11,875	-12,373	-11,945	-12,893	-14,462	-16,087	-16,480	-17,823	-18,824	-17,028



Sorted by FUNC, SFUN, TID, SUB
 (amounts in millions)

		2015	2016	2017	2018	2019	2020	2021	2022	2023	2024	2025
NET INTEREST (900)												
020 0557 0 1 901 EE01 XX XX 30												
Non-scoreable secondary effect												
Pres 16	BA:	0	0	0	0	0	0	0	0	0	0	0
Reest	OP:	0	0									
	OT:	0	0	0	0	0	0	0	0	0	0	0
Mar 15	BA:	0	0	0	0	0	0	0	0	0	0	0
Base	OP:	0	0									
	OT:	0	0	0	0	0	0	0	0	0	0	0
Orig	BA:	0	-37	-60	-118	-211	-292	-346	-418	-391	-395	-546
Pres	OP:	0	0									
	OT:	0	-37	-60	-118	-211	-292	-346	-418	-391	-395	-546
Reest -	BA:	0	0	0	0	0	0	0	0	0	0	0
Mar15	OP:	0	0									
	OT:	0	0	0	0	0	0	0	0	0	0	0
Reest -	BA:	0	37	60	118	211	292	346	418	391	395	546
Orig	OP:	0	0									
	OT:	0	37	60	118	211	292	346	418	391	395	546
Account Total for Interest paid to Federal fund receipt accounts - shadow account												
Pres 16	BA:	0	0	0	0	0	0	0	0	0	0	0
Reest	OP:	0	0									
	OT:	0	0	0	0	0	0	0	0	0	0	0
Mar 15	BA:	0	0	0	0	0	0	0	0	0	0	0
Base	OP:	0	0									
	OT:	0	0	0	0	0	0	0	0	0	0	0
Orig	BA:	10,773	11,838	12,313	11,827	12,682	14,170	15,741	16,062	17,432	18,429	16,482
Pres	OP:	0	0									
	OT:	10,773	11,838	12,313	11,827	12,682	14,170	15,741	16,062	17,432	18,429	16,482
Reest -	BA:	0	0	0	0	0	0	0	0	0	0	0
Mar15	OP:	0	0									
	OT:	0	0	0	0	0	0	0	0	0	0	0
Reest -	BA:	-10,773	-11,838	-12,313	-11,827	-12,682	-14,170	-15,741	-16,062	-17,432	-18,429	-16,482
Orig	OP:	0	0									
	OT:	-10,773	-11,838	-12,313	-11,827	-12,682	-14,170	-15,741	-16,062	-17,432	-18,429	-16,482



Sorted by FUNC, SFUN, TID, SUB
 (amounts in millions)

		2015	2016	2017	2018	2019	2020	2021	2022	2023	2024	2025
NET INTEREST (900)												
Subfunction Total for 901 Interest on Treasury debt securities (901)												
Pres 16	BA:	407,803	474,505	538,117	624,751	700,556	770,711	831,148	889,187	943,935	997,895	1,044,046
Reest	OP:	0	0									
	OT:	407,803	474,505	538,117	624,751	700,556	770,711	831,148	889,187	943,935	997,895	1,044,046
Mar 15	BA:	407,744	475,200	539,745	628,291	706,671	780,735	844,972	908,280	969,614	1,028,965	1,081,919
Base	OP:	0	0									
	OT:	407,744	475,200	539,745	628,291	706,671	780,735	844,972	908,280	969,614	1,028,965	1,081,919
Orig	BA:	431,591	485,751	552,897	618,737	689,518	756,470	821,088	878,268	933,856	982,203	1,026,136
Pres	OP:	0	0									
	OT:	431,591	485,751	552,897	618,737	689,518	756,470	821,088	878,268	933,856	982,203	1,026,136
Reest -	BA:	59	-695	-1,628	-3,540	-6,115	-10,024	-13,824	-19,093	-25,679	-31,070	-37,873
Mar15	OP:	0	0									
	OT:	59	-695	-1,628	-3,540	-6,115	-10,024	-13,824	-19,093	-25,679	-31,070	-37,873
Reest -	BA:	-23,788	-11,246	-14,780	6,014	11,038	14,241	10,060	10,919	10,079	15,692	17,910
Orig	OP:	0	0									
	OT:	-23,788	-11,246	-14,780	6,014	11,038	14,241	10,060	10,919	10,079	15,692	17,910



Sorted by FUNC, SFUN, TID, SUB
(amounts in millions)

	2015	2016	2017	2018	2019	2020	2021	2022	2023	2024	2025
NET INTEREST (900)											



Sorted by FUNC, SFUN, TID, SUB
 (amounts in millions)

		2015	2016	2017	2018	2019	2020	2021	2022	2023	2024	2025
NET INTEREST (900)												
Interest received by on-budget trust funds (902)												
Department of Agriculture												
Department of Agriculture												
Interest on investments in public debt securities, AMS												
012 9990 8 7 902 CB01 XX XX 30												
Offsetting Receipts												
Pres 16	BA:	0	0	0	0	0	0	0	0	0	0	0
Reest	OP:	0	0									
	OT:	0	0	0	0	0	0	0	0	0	0	0
Mar 15	BA:	0	0	0	0	0	0	0	0	0	0	0
Base	OP:	0	0									
	OT:	0	0	0	0	0	0	0	0	0	0	0
Orig	BA:	0	0	-1	-1	-1	-1	-1	-1	-1	-1	-1
Pres	OP:	0	0									
	OT:	0	0	-1	-1	-1	-1	-1	-1	-1	-1	-1
Reest -	BA:	0	0	0	0	0	0	0	0	0	0	0
Mar15	OP:	0	0									
	OT:	0	0	0	0	0	0	0	0	0	0	0
Reest -	BA:	0	0	1	1	1	1	1	1	1	1	1
Orig	OP:	0	0									
	OT:	0	0	1	1	1	1	1	1	1	1	1



Sorted by FUNC, SFUN, TID, SUB
 (amounts in millions)

		2015	2016	2017	2018	2019	2020	2021	2022	2023	2024	2025
NET INTEREST (900)												
Department of State												
Department of State												
Earnings on investments, unconditional gift fund												
019 9990 8 7 902 CB01 XX XX 30												
Offsetting Receipts												
Pres 16	BA:	0	0	0	0	0	0	0	0	0	0	0
Reest	OP:	0	0									
	OT:	0	0	0	0	0	0	0	0	0	0	0
Mar 15	BA:	0	0	0	0	0	0	0	0	0	0	0
Base	OP:	0	0									
	OT:	0	0	0	0	0	0	0	0	0	0	0
Orig	BA:	-1	-1	-1	-1	-1	-1	-1	-1	-1	-1	-1
Pres	OP:	0	0									
	OT:	-1	-1	-1	-1	-1	-1	-1	-1	-1	-1	-1
Reest -	BA:	0	0	0	0	0	0	0	0	0	0	0
Mar15	OP:	0	0									
	OT:	0	0	0	0	0	0	0	0	0	0	0
Reest -	BA:	1	1	1	1	1	1	1	1	1	1	1
Orig	OP:	0	0									
	OT:	1	1	1	1	1	1	1	1	1	1	1



Sorted by FUNC, SFUN, TID, SUB
 (amounts in millions)

		2015	2016	2017	2018	2019	2020	2021	2022	2023	2024	2025
NET INTEREST (900)												
Department of Homeland Security												
Department of Homeland Security												
Interest on investments, aquatic resources trust fund												
070 9990 8 7 902 CB01 XX XX 30												
Offsetting Receipts												
Pres 16	BA:	0	0	0	0	0	0	0	0	0	0	0
Reest	OP:	0	0									
	OT:	0	0	0	0	0	0	0	0	0	0	0
Mar 15	BA:	0	0	0	0	0	0	0	0	0	0	0
Base	OP:	0	0									
	OT:	0	0	0	0	0	0	0	0	0	0	0
Orig	BA:	-10	-11	-11	-13	-14	-15	-16	-17	-18	-20	-20
Pres	OP:	0	0									
	OT:	-10	-11	-11	-13	-14	-15	-16	-17	-18	-20	-20
Reest -	BA:	0	0	0	0	0	0	0	0	0	0	0
Mar15	OP:	0	0									
	OT:	0	0	0	0	0	0	0	0	0	0	0
Reest -	BA:	10	11	11	13	14	15	16	17	18	20	20
Orig	OP:	0	0									
	OT:	10	11	11	13	14	15	16	17	18	20	20



Sorted by FUNC, SFUN, TID, SUB
 (amounts in millions)

		2015	2016	2017	2018	2019	2020	2021	2022	2023	2024	2025
NET INTEREST (900)												
Other Defense Civil Programs												
American Battle Monuments Commission												
Earnings on investments, American Battle Monuments Commission												
074 9990 8 1 902 CB02 XX XX 30												
Offsetting Receipts												
Pres 16	BA:	0	0	0	0	0	0	0	0	0	0	0
Reest	OP:	0	0									
	OT:	0	0	0	0	0	0	0	0	0	0	0
Mar 15	BA:	0	0	0	0	0	0	0	0	0	0	0
Base	OP:	0	0									
	OT:	0	0	0	0	0	0	0	0	0	0	0
Orig	BA:	-1	-1	-1	-1	-1	-1	-1	-1	-1	-1	-1
Pres	OP:	0	0									
	OT:	-1	-1	-1	-1	-1	-1	-1	-1	-1	-1	-1
Reest -	BA:	0	0	0	0	0	0	0	0	0	0	0
Mar15	OP:	0	0									
	OT:	0	0	0	0	0	0	0	0	0	0	0
Reest -	BA:	1	1	1	1	1	1	1	1	1	1	1
Orig	OP:	0	0									
	OT:	1	1	1	1	1	1	1	1	1	1	1



Sorted by FUNC, SFUN, TID, SUB
 (amounts in millions)

		2015	2016	2017	2018	2019	2020	2021	2022	2023	2024	2025
NET INTEREST (900)												
Other Independent Agencies												
Other Independent Agencies												
Interest received by trust funds												
099 9990 8 7 902 CB01 XX XX 30 N												
Offsetting Receipts												
902 INTEREST RECEIPTS												
Pres 16	BA:	-139,543	-153,076	-156,993	-166,419	-173,773	-178,833	-184,075	-185,497	-185,147	-185,717	-184,712
Reest	OP:	0	0									
	OT:	-139,543	-153,076	-156,993	-166,419	-173,773	-178,833	-184,075	-185,497	-185,147	-185,717	-184,712
Mar 15	BA:	-139,543	-153,076	-156,993	-166,419	-173,773	-178,833	-184,075	-185,497	-185,147	-185,717	-184,712
Base	OP:	0	0									
	OT:	-139,543	-153,076	-156,993	-166,419	-173,773	-178,833	-184,075	-185,497	-185,147	-185,717	-184,712
Orig	BA:	-55,025	-55,446	-56,052	-56,902	-61,869	-65,586	-71,957	-75,116	-79,014	-80,633	-85,016
Pres	OP:	0	0									
	OT:	-55,025	-55,446	-56,052	-56,902	-61,869	-65,586	-71,957	-75,116	-79,014	-80,633	-85,016
Reest -	BA:	0	0	0	0	0	0	0	0	0	0	0
Mar15	OP:	0	0									
	OT:	0	0	0	0	0	0	0	0	0	0	0
Reest -	BA:	-84,518	-97,630	-100,941	-109,517	-111,904	-113,247	-112,118	-110,381	-106,133	-105,084	-99,696
Orig	OP:	0	0									
	OT:	-84,518	-97,630	-100,941	-109,517	-111,904	-113,247	-112,118	-110,381	-106,133	-105,084	-99,696



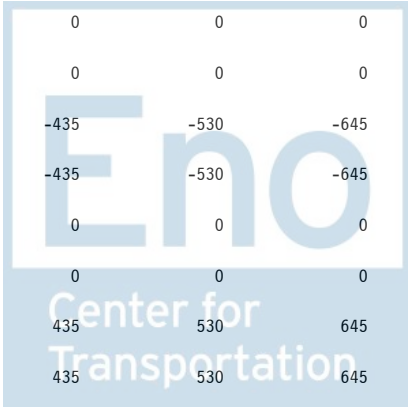
Sorted by FUNC, SFUN, TID, SUB
 (amounts in millions)

		2015	2016	2017	2018	2019	2020	2021	2022	2023	2024	2025
NET INTEREST (900)												
099 9990 8 7 902 CB02 XX XX 30 N												
Offsetting Receipts												
Pres 16	BA:	97,300	92,200	91,400	92,200	94,300	94,900	95,300	94,200	91,900	88,000	82,000
Reest	OP:	0	0									
	OT:	97,300	92,200	91,400	92,200	94,300	94,900	95,300	94,200	91,900	88,000	82,000
Mar 15	BA:	97,300	92,200	91,400	92,200	94,300	94,900	95,300	94,200	91,900	88,000	82,000
Base	OP:	0	0									
	OT:	97,300	92,200	91,400	92,200	94,300	94,900	95,300	94,200	91,900	88,000	82,000
Orig	BA:	0	0	0	0	0	0	0	0	0	0	0
Pres	OP:	0	0									
	OT:	0	0	0	0	0	0	0	0	0	0	0
Reest -	BA:	0	0	0	0	0	0	0	0	0	0	0
Mar15	OP:	0	0									
	OT:	0	0	0	0	0	0	0	0	0	0	0
Reest -	BA:	97,300	92,200	91,400	92,200	94,300	94,900	95,300	94,200	91,900	88,000	82,000
Orig	OP:	0	0									
	OT:	97,300	92,200	91,400	92,200	94,300	94,900	95,300	94,200	91,900	88,000	82,000
099 9990 8 7 902 CB04 XX XX 30 N												
Offsetting Receipts												
Interest from the FFB												
Pres 16	BA:	-479	-424	-341	-279	-235	-177	-132	-97	-62	-27	0
Reest	OP:	0	0									
	OT:	-479	-424	-341	-279	-235	-177	-132	-97	-62	-27	0
Mar 15	BA:	-479	-424	-341	-279	-235	-177	-132	-97	-62	-27	0
Base	OP:	0	0									
	OT:	-479	-424	-341	-279	-235	-177	-132	-97	-62	-27	0
Orig	BA:	0	0	0	0	0	0	0	0	0	0	0
Pres	OP:	0	0									
	OT:	0	0	0	0	0	0	0	0	0	0	0
Reest -	BA:	0	0	0	0	0	0	0	0	0	0	0
Mar15	OP:	0	0									
	OT:	0	0	0	0	0	0	0	0	0	0	0
Reest -	BA:	-479	-424	-341	-279	-235	-177	-132	-97	-62	-27	0
Orig	OP:	0	0									
	OT:	-479	-424	-341	-279	-235	-177	-132	-97	-62	-27	0



Sorted by FUNC, SFUN, TID, SUB
 (amounts in millions)

		2015	2016	2017	2018	2019	2020	2021	2022	2023	2024	2025
NET INTEREST (900)												
099 9990 8 7 902 EA01 58 78 30												
Proposed Legislation												
Pres 16	BA:	0	0	0	0	0	0	0	0	0	0	0
Reest	OP:	0	0									
	OT:	0	0	0	0	0	0	0	0	0	0	0
Mar 15	BA:	0	0	0	0	0	0	0	0	0	0	0
Base	OP:	0	0									
	OT:	0	0	0	0	0	0	0	0	0	0	0
Orig	BA:	-7	-69	-240	-547	-1,039	-1,667	-2,563	-3,569	-4,644	-5,794	-7,251
Pres	OP:	0	0									
	OT:	-7	-69	-240	-547	-1,039	-1,667	-2,563	-3,569	-4,644	-5,794	-7,251
Reest -	BA:	0	0	0	0	0	0	0	0	0	0	0
Mar15	OP:	0	0									
	OT:	0	0	0	0	0	0	0	0	0	0	0
Reest -	BA:	7	69	240	547	1,039	1,667	2,563	3,569	4,644	5,794	7,251
Orig	OP:	0	0									
	OT:	7	69	240	547	1,039	1,667	2,563	3,569	4,644	5,794	7,251
099 9990 8 7 902 EE01 XX XX 30												
Non-scoreable secondary effect												
Pres 16	BA:	0	0	0	0	0	0	0	0	0	0	0
Reest	OP:	0	0									
	OT:	0	0	0	0	0	0	0	0	0	0	0
Mar 15	BA:	0	0	0	0	0	0	0	0	0	0	0
Base	OP:	0	0									
	OT:	0	0	0	0	0	0	0	0	0	0	0
Orig	BA:	142	352	211	-84	-201	-271	-352	-435	-530	-645	-769
Pres	OP:	0	0									
	OT:	142	352	211	-84	-201	-271	-352	-435	-530	-645	-769
Reest -	BA:	0	0	0	0	0	0	0	0	0	0	0
Mar15	OP:	0	0									
	OT:	0	0	0	0	0	0	0	0	0	0	0
Reest -	BA:	-142	-352	-211	84	201	271	352	435	530	645	769
Orig	OP:	0	0									
	OT:	-142	-352	-211	84	201	271	352	435	530	645	769



Sorted by FUNC, SFUN, TID, SUB
 (amounts in millions)

		2015	2016	2017	2018	2019	2020	2021	2022	2023	2024	2025
NET INTEREST (900)												
Account Total for Interest received by trust funds												
Pres 16	BA:	-42,722	-61,300	-65,934	-74,498	-79,708	-84,110	-88,907	-91,394	-93,309	-97,744	-102,712
Reest	OP:	0	0									
	OT:	-42,722	-61,300	-65,934	-74,498	-79,708	-84,110	-88,907	-91,394	-93,309	-97,744	-102,712
Mar 15	BA:	-42,722	-61,300	-65,934	-74,498	-79,708	-84,110	-88,907	-91,394	-93,309	-97,744	-102,712
Base	OP:	0	0									
	OT:	-42,722	-61,300	-65,934	-74,498	-79,708	-84,110	-88,907	-91,394	-93,309	-97,744	-102,712
Orig	BA:	-54,890	-55,163	-56,081	-57,533	-63,109	-67,524	-74,872	-79,120	-84,188	-87,072	-93,036
Pres	OP:	0	0									
	OT:	-54,890	-55,163	-56,081	-57,533	-63,109	-67,524	-74,872	-79,120	-84,188	-87,072	-93,036
Reest -	BA:	0	0	0	0	0	0	0	0	0	0	0
Mar15	OP:	0	0									
	OT:	0	0	0	0	0	0	0	0	0	0	0
Reest -	BA:	12,168	-6,137	-9,853	-16,965	-16,599	-16,586	-14,035	-12,274	-9,121	-10,672	-9,676
Orig	OP:	0	0									
	OT:	12,168	-6,137	-9,853	-16,965	-16,599	-16,586	-14,035	-12,274	-9,121	-10,672	-9,676
Subfunction Total for 902 Interest received by on-budget trust funds (902)												
Pres 16	BA:	-42,722	-61,300	-65,934	-74,498	-79,708	-84,110	-88,907	-91,394	-93,309	-97,744	-102,712
Reest	OP:	0	0									
	OT:	-42,722	-61,300	-65,934	-74,498	-79,708	-84,110	-88,907	-91,394	-93,309	-97,744	-102,712
Mar 15	BA:	-42,722	-61,300	-65,934	-74,498	-79,708	-84,110	-88,907	-91,394	-93,309	-97,744	-102,712
Base	OP:	0	0									
	OT:	-42,722	-61,300	-65,934	-74,498	-79,708	-84,110	-88,907	-91,394	-93,309	-97,744	-102,712
Orig	BA:	-54,902	-55,176	-56,095	-57,549	-63,126	-67,542	-74,891	-79,140	-84,209	-87,095	-93,059
Pres	OP:	0	0									
	OT:	-54,902	-55,176	-56,095	-57,549	-63,126	-67,542	-74,891	-79,140	-84,209	-87,095	-93,059
Reest -	BA:	0	0	0	0	0	0	0	0	0	0	0
Mar15	OP:	0	0									
	OT:	0	0	0	0	0	0	0	0	0	0	0
Reest -	BA:	12,180	-6,124	-9,839	-16,949	-16,582	-16,568	-14,016	-12,254	-9,100	-10,649	-9,653
Orig	OP:	0	0									
	OT:	12,180	-6,124	-9,839	-16,949	-16,582	-16,568	-14,016	-12,254	-9,100	-10,649	-9,653



Sorted by FUNC, SFUN, TID, SUB
 (amounts in millions)

		2015	2016	2017	2018	2019	2020	2021	2022	2023	2024	2025
NET INTEREST (900)												
Interest received by off-budget trust funds (903)												
Social Security Administration												
Social Security Administration												
Offsetting receipts												
020 9990 8 7 903 CB01 XX XX 30 N												
Offsetting Receipts												
(off-budget)												
Pres 16	BA:	-97,300	-92,200	-91,400	-92,200	-94,300	-94,900	-95,300	-94,200	-91,900	-88,000	-82,000
Reest	OP:	0	0									
	OT:	-97,300	-92,200	-91,400	-92,200	-94,300	-94,900	-95,300	-94,200	-91,900	-88,000	-82,000
Mar 15	BA:	-97,300	-92,200	-91,400	-92,200	-94,300	-94,900	-95,300	-94,200	-91,900	-88,000	-82,000
Base	OP:	0	0									
	OT:	-97,300	-92,200	-91,400	-92,200	-94,300	-94,900	-95,300	-94,200	-91,900	-88,000	-82,000
Orig	BA:	-96,009	-91,679	-89,418	-86,880	-86,922	-83,537	-81,418	-77,786	-72,476	-68,281	-63,165
Pres	OP:	0	0									
	OT:	-96,009	-91,679	-89,418	-86,880	-86,922	-83,537	-81,418	-77,786	-72,476	-68,281	-63,165
Reest -	BA:	0	0	0	0	0	0	0	0	0	0	0
Mar15	OP:	0	0									
	OT:	0	0	0	0	0	0	0	0	0	0	0
Reest -	BA:	-1,291	-521	-1,982	-5,320	-7,378	-11,363	-13,882	-16,414	-19,424	-19,719	-18,835
Orig	OP:	0	0									
	OT:	-1,291	-521	-1,982	-5,320	-7,378	-11,363	-13,882	-16,414	-19,424	-19,719	-18,835



Sorted by FUNC, SFUN, TID, SUB
 (amounts in millions)

		2015	2016	2017	2018	2019	2020	2021	2022	2023	2024	2025
NET INTEREST (900)												
Subfunction	Total for 903	Interest received by off-budget trust funds (903)										
Pres 16	BA:	-97,300	-92,200	-91,400	-92,200	-94,300	-94,900	-95,300	-94,200	-91,900	-88,000	-82,000
Reest	OP:	0	0									
	OT:	-97,300	-92,200	-91,400	-92,200	-94,300	-94,900	-95,300	-94,200	-91,900	-88,000	-82,000
Mar 15	BA:	-97,300	-92,200	-91,400	-92,200	-94,300	-94,900	-95,300	-94,200	-91,900	-88,000	-82,000
Base	OP:	0	0									
	OT:	-97,300	-92,200	-91,400	-92,200	-94,300	-94,900	-95,300	-94,200	-91,900	-88,000	-82,000
Orig	BA:	-96,009	-91,679	-89,418	-86,880	-86,922	-83,537	-81,418	-77,786	-72,476	-68,281	-63,165
Pres	OP:	0	0									
	OT:	-96,009	-91,679	-89,418	-86,880	-86,922	-83,537	-81,418	-77,786	-72,476	-68,281	-63,165
Reest -	BA:	0	0	0	0	0	0	0	0	0	0	0
Mar15	OP:	0	0									
	OT:	0	0	0	0	0	0	0	0	0	0	0
Reest -	BA:	-1,291	-521	-1,982	-5,320	-7,378	-11,363	-13,882	-16,414	-19,424	-19,719	-18,835
Orig	OP:	0	0									
	OT:	-1,291	-521	-1,982	-5,320	-7,378	-11,363	-13,882	-16,414	-19,424	-19,719	-18,835



Sorted by FUNC, SFUN, TID, SUB
 (amounts in millions)

		2015	2016	2017	2018	2019	2020	2021	2022	2023	2024	2025
NET INTEREST (900)												
Other interest (908)												
Legislative Branch												
Library of Congress												
Offsets, income from donated securities												
003 9990 8 7 908 CB01 XX XX 30 A												
Offsetting Receipts												
Pres 16	BA:	-4	-3	-2	-2	-2	-2	-2	-2	-2	-2	-2
Reest	OP:	0	0									
	OT:	-4	-3	-2	-2	-2	-2	-2	-2	-2	-2	-2
Mar 15	BA:	-4	-3	-2	-2	-2	-2	-2	-2	-2	-2	-2
Base	OP:	0	0									
	OT:	-4	-3	-2	-2	-2	-2	-2	-2	-2	-2	-2
Orig	BA:	-4	-3	-2	-2	-2	-2	-2	-2	-2	-2	-2
Pres	OP:	0	0									
	OT:	-4	-3	-2	-2	-2	-2	-2	-2	-2	-2	-2
Reest -	BA:	0	0	0	0	0	0	0	0	0	0	0
Mar15	OP:	0	0									
	OT:	0	0	0	0	0	0	0	0	0	0	0
Reest -	BA:	0	0	0	0	0	0	0	0	0	0	0
Orig	OP:	0	0									
	OT:	0	0	0	0	0	0	0	0	0	0	0



Sorted by FUNC, SFUN, TID, SUB
 (amounts in millions)

		2015	2016	2017	2018	2019	2020	2021	2022	2023	2024	2025
NET INTEREST (900)												
Department of Agriculture												
Department of Agriculture												
Earning on investments, Native American institutions endowment												
012 9999 8 1 908 CB01 XX XX 30 N												
Offsetting Receipts												
Pres 16	BA:	-5	-5	-5	-6	-6	-6	-6	-7	-7	-7	-7
Reest	OP:	0	0									
	OT:	-5	-5	-5	-6	-6	-6	-6	-7	-7	-7	-7
Mar 15	BA:	-5	-5	-5	-6	-6	-6	-6	-7	-7	-7	-7
Base	OP:	0	0									
	OT:	-5	-5	-5	-6	-6	-6	-6	-7	-7	-7	-7
Orig	BA:	-5	-5	-5	-6	-6	-6	-6	-7	-7	-7	-7
Pres	OP:	0	0									
	OT:	-5	-5	-5	-6	-6	-6	-6	-7	-7	-7	-7
Reest -	BA:	0	0	0	0	0	0	0	0	0	0	0
Mar15	OP:	0	0									
	OT:	0	0	0	0	0	0	0	0	0	0	0
Reest -	BA:	0	0	0	0	0	0	0	0	0	0	0
Orig	OP:	0	0									
	OT:	0	0	0	0	0	0	0	0	0	0	0



Sorted by FUNC, SFUN, TID, SUB
 (amounts in millions)

		2015	2016	2017	2018	2019	2020	2021	2022	2023	2024	2025
NET INTEREST (900)												
Department of Commerce												
Department of Commerce												
Interest earned, environmental improvement and restoration												
013 9990 8 2 908 CB01 XX XX 30 A												
Offsetting Receipts												
Pres 16	BA:	0	-1	-3	-6	-8	-10	-11	-11	-12	-12	-12
Reest	OP:	0	0									
	OT:	0	-1	-3	-6	-8	-10	-11	-11	-12	-12	-12
Mar 15	BA:	0	-1	-3	-6	-8	-10	-11	-11	-12	-12	-12
Base	OP:	0	0									
	OT:	0	-1	-3	-6	-8	-10	-11	-11	-12	-12	-12
Orig	BA:	0	-1	-3	-6	-8	-10	-11	-11	-12	-12	-12
Pres	OP:	0	0									
	OT:	0	-1	-3	-6	-8	-10	-11	-11	-12	-12	-12
Reest -	BA:	0	0	0	0	0	0	0	0	0	0	0
Mar15	OP:	0	0									
	OT:	0	0	0	0	0	0	0	0	0	0	0
Reest -	BA:	0	0	0	0	0	0	0	0	0	0	0
Orig	OP:	0	0									
	OT:	0	0	0	0	0	0	0	0	0	0	0



Sorted by FUNC, SFUN, TID, SUB
 (amounts in millions)

	2015	2016	2017	2018	2019	2020	2021	2022	2023	2024	2025
NET INTEREST (900)											
Department of the Interior											
Department of the Interior											
Subfunction 908 receipts											
014 9990 8 1 908 CB01 XX XX 30 A											
Offsetting Receipts											
Pres 16 BA:	-13	-13	-13	-13	-13	-13	-13	-13	-13	-13	-13
Reest OP:	0	0									
OT:	-13	-13	-13	-13	-13	-13	-13	-13	-13	-13	-13
Mar 15 BA:	-13	-13	-13	-13	-13	-13	-13	-13	-13	-13	-13
Base OP:	0	0									
OT:	-13	-13	-13	-13	-13	-13	-13	-13	-13	-13	-13
Orig BA:	-13	-13	-13	-13	-13	-13	-13	-13	-13	-13	-13
Pres OP:	0	0									
OT:	-13	-13	-13	-13	-13	-13	-13	-13	-13	-13	-13
Reest - BA:	0	0	0	0	0	0	0	0	0	0	0
Mar15 OP:	0	0									
OT:	0	0	0	0	0	0	0	0	0	0	0
Reest - BA:	0	0	0	0	0	0	0	0	0	0	0
Orig OP:	0	0									
OT:	0	0	0	0	0	0	0	0	0	0	0




Sorted by FUNC, SFUN, TID, SUB
 (amounts in millions)

		2015	2016	2017	2018	2019	2020	2021	2022	2023	2024	2025
NET INTEREST (900)												
014 9990 8 1 908 CB02 XX XX 30 A												
Offsetting Receipts												
Pres 16	BA:	-12	-13	-15	-14	-14	-13	-12	-13	-13	-13	-13
Reest	OP:	0	0									
	OT:	-12	-13	-15	-14	-14	-13	-12	-13	-13	-13	-13
Mar 15	BA:	-12	-13	-15	-14	-14	-13	-12	-13	-13	-13	-13
Base	OP:	0	0									
	OT:	-12	-13	-15	-14	-14	-13	-12	-13	-13	-13	-13
Orig	BA:	-12	-13	-15	-14	-14	-13	-12	-13	-13	-13	-13
Pres	OP:	0	0									
	OT:	-12	-13	-15	-14	-14	-13	-12	-13	-13	-13	-13
Reest -	BA:	0	0	0	0	0	0	0	0	0	0	0
Mar15	OP:	0	0									
	OT:	0	0	0	0	0	0	0	0	0	0	0
Reest -	BA:	0	0	0	0	0	0	0	0	0	0	0
Orig	OP:	0	0									
	OT:	0	0	0	0	0	0	0	0	0	0	0
Account Total for Subfunction 908 receipts												
Pres 16	BA:	-25	-26	-28	-27	-27	-26	-25	-26	-26	-26	-26
Reest	OP:	0	0									
	OT:	-25	-26	-28	-27	-27	-26	-25	-26	-26	-26	-26
Mar 15	BA:	-25	-26	-28	-27	-27	-26	-25	-26	-26	-26	-26
Base	OP:	0	0									
	OT:	-25	-26	-28	-27	-27	-26	-25	-26	-26	-26	-26
Orig	BA:	-25	-26	-28	-27	-27	-26	-25	-26	-26	-26	-26
Pres	OP:	0	0									
	OT:	-25	-26	-28	-27	-27	-26	-25	-26	-26	-26	-26
Reest -	BA:	0	0	0	0	0	0	0	0	0	0	0
Mar15	OP:	0	0									
	OT:	0	0	0	0	0	0	0	0	0	0	0
Reest -	BA:	0	0	0	0	0	0	0	0	0	0	0
Orig	OP:	0	0									
	OT:	0	0	0	0	0	0	0	0	0	0	0



Sorted by FUNC, SFUN, TID, SUB
 (amounts in millions)

		2015	2016	2017	2018	2019	2020	2021	2022	2023	2024	2025
NET INTEREST (900)												
Earnings on investments, Abandoned Mine Reclamation Fund												
014 9990 8 2 908 CBO1 XX XX 30 A WI1												
Offsetting Receipts												
Pres 16	BA:	-32	-45	-65	-85	-86	-85	-85	-84	-84	-76	-71
Reest	OP:	0	0									
	OT:	-32	-45	-65	-85	-86	-85	-85	-84	-84	-76	-71
Mar 15	BA:	-32	-45	-65	-85	-86	-85	-85	-84	-84	-76	-71
Base	OP:	0	0									
	OT:	-32	-45	-65	-85	-86	-85	-85	-84	-84	-76	-71
Orig	BA:	-29	-51	-47	-45	-42	-40	-38	-36	-35	-33	-32
Pres	OP:	0	0									
	OT:	-29	-51	-47	-45	-42	-40	-38	-36	-35	-33	-32
Reest -	BA:	0	0	0	0	0	0	0	0	0	0	0
Mar15	OP:	0	0									
	OT:	0	0	0	0	0	0	0	0	0	0	0
Reest -	BA:	-3	6	-18	-40	-44	-45	-47	-48	-49	-43	-39
Orig	OP:	0	0									
	OT:	-3	6	-18	-40	-44	-45	-47	-48	-49	-43	-39
Interest, tribal funds												
014 9990 8 7 908 CBO1 XX XX 30 A												
Offsetting Receipts												
Pres 16	BA:	-6	-6	-6	-6	-6	-7	-7	-7	-8	-8	-8
Reest	OP:	0	0									
	OT:	-6	-6	-6	-6	-6	-7	-7	-7	-8	-8	-8
Mar 15	BA:	-6	-6	-6	-6	-6	-7	-7	-7	-8	-8	-8
Base	OP:	0	0									
	OT:	-6	-6	-6	-6	-6	-7	-7	-7	-8	-8	-8
Orig	BA:	-6	-6	-6	-6	-6	-7	-7	-7	-8	-8	-8
Pres	OP:	0	0									
	OT:	-6	-6	-6	-6	-6	-7	-7	-7	-8	-8	-8
Reest -	BA:	0	0	0	0	0	0	0	0	0	0	0
Mar15	OP:	0	0									
	OT:	0	0	0	0	0	0	0	0	0	0	0
Reest -	BA:	0	0	0	0	0	0	0	0	0	0	0
Orig	OP:	0	0									
	OT:	0	0	0	0	0	0	0	0	0	0	0



Sorted by FUNC, SFUN, TID, SUB
 (amounts in millions)

		2015	2016	2017	2018	2019	2020	2021	2022	2023	2024	2025
NET INTEREST (900)												
Natural resources damages from legal action												
014 9991 8 1 908 CB01 XX XX 30 A												
Offsetting Receipts												
Pres 16	BA:	-3	-3	-3	-3	-3	-3	-3	-3	-3	-3	-3
Reest	OP:	0	0									
	OT:	-3	-3	-3	-3	-3	-3	-3	-3	-3	-3	-3
Mar 15	BA:	-3	-3	-3	-3	-3	-3	-3	-3	-3	-3	-3
Base	OP:	0	0									
	OT:	-3	-3	-3	-3	-3	-3	-3	-3	-3	-3	-3
Orig	BA:	-3	-3	-3	-3	-3	-3	-3	-3	-3	-3	-3
Pres	OP:	0	0									
	OT:	-3	-3	-3	-3	-3	-3	-3	-3	-3	-3	-3
Reest -	BA:	0	0	0	0	0	0	0	0	0	0	0
Mar15	OP:	0	0									
	OT:	0	0	0	0	0	0	0	0	0	0	0
Reest -	BA:	0	0	0	0	0	0	0	0	0	0	0
Orig	OP:	0	0									
	OT:	0	0	0	0	0	0	0	0	0	0	0



Sorted by FUNC, SFUN, TID, SUB
 (amounts in millions)

		2015	2016	2017	2018	2019	2020	2021	2022	2023	2024	2025
NET INTEREST (900)												
Wildlife restoration fund												
014 9992 8 1 908 CB01 XX XX 30 A												
Offsetting Receipts												
environment improvement and restoration fund												
Pres 16	BA:	-61	-63	-65	-67	-69	-71	-73	-75	-77	-79	-81
Reest	OP:	0	0									
	OT:	-61	-63	-65	-67	-69	-71	-73	-75	-77	-79	-81
Mar 15	BA:	-61	-63	-65	-67	-69	-71	-73	-75	-77	-79	-81
Base	OP:	0	0									
	OT:	-61	-63	-65	-67	-69	-71	-73	-75	-77	-79	-81
Orig	BA:	-10	-26	-41	-49	-56	-59	-63	-66	-68	-70	-73
Pres	OP:	0	0									
	OT:	-10	-26	-41	-49	-56	-59	-63	-66	-68	-70	-73
Reest -	BA:	0	0	0	0	0	0	0	0	0	0	0
Mar15	OP:	0	0									
	OT:	0	0	0	0	0	0	0	0	0	0	0
Reest -	BA:	-51	-37	-24	-18	-13	-12	-10	-9	-9	-9	-8
Orig	OP:	0	0									
	OT:	-51	-37	-24	-18	-13	-12	-10	-9	-9	-9	-8



Sorted by FUNC, SFUN, TID, SUB
 (amounts in millions)

	2015	2016	2017	2018	2019	2020	2021	2022	2023	2024	2025
NET INTEREST (900)											
Department of the Treasury											
Department of the Treasury											
Interest, Upper Colorado River Storage Project											
014 9994 8 1 908 CB01 XX XX 30 N											
Offsetting Receipts											
Pres 16 BA:	-1	-1	0	0	0	0	0	0	0	0	0
Reest OP:	0	0									
OT:	-1	-1	0	0	0	0	0	0	0	0	0
Mar 15 BA:	-1	-1	0	0	0	0	0	0	0	0	0
Base OP:	0	0									
OT:	-1	-1	0	0	0	0	0	0	0	0	0
Orig BA:	-1	-1	0	0	0	0	0	0	0	0	0
Pres OP:	0	0									
OT:	-1	-1	0	0	0	0	0	0	0	0	0
Reest - BA:	0	0	0	0	0	0	0	0	0	0	0
Mar15 OP:	0	0									
OT:	0	0	0	0	0	0	0	0	0	0	0
Reest - BA:	0	0	0	0	0	0	0	0	0	0	0
Orig OP:	0	0									
OT:	0	0	0	0	0	0	0	0	0	0	0



Sorted by FUNC, SFUN, TID, SUB
 (amounts in millions)

		2015	2016	2017	2018	2019	2020	2021	2022	2023	2024	2025
NET INTEREST (900)												
Treasury Other												
014 9998 8 1 908 CB01 XX XX 30 N												
Offsetting Receipts												
mostly interest on loans to NCUA Stab. Fund												
Pres 16	BA:	-4	-4	-3	-1	0	0	0	0	0	0	0
Reest	OP:	0	0									
	OT:	-4	-4	-3	-1	0	0	0	0	0	0	0
Mar 15	BA:	-4	-4	-3	-1	0	0	0	0	0	0	0
Base	OP:	0	0									
	OT:	-4	-4	-3	-1	0	0	0	0	0	0	0
Orig	BA:	-14	-39	-60	-61	-45	-18	0	0	0	0	0
Pres	OP:	0	0									
	OT:	-14	-39	-60	-61	-45	-18	0	0	0	0	0
Reest -	BA:	0	0	0	0	0	0	0	0	0	0	0
Mar15	OP:	0	0									
	OT:	0	0	0	0	0	0	0	0	0	0	0
Reest -	BA:	10	35	57	60	45	18	0	0	0	0	0
Orig	OP:	0	0									
	OT:	10	35	57	60	45	18	0	0	0	0	0



Sorted by FUNC, SFUN, TID, SUB
 (amounts in millions)

	2015	2016	2017	2018	2019	2020	2021	2022	2023	2024	2025
NET INTEREST (900)											
Department of Justice											
Department of Justice											
Subfunction 908 receipts											
015 9990 8 1 908 CB03 XX XX 30 A											
Offsetting Receipts											
Pres 16 BA:	-4	-7	-29	-30	-30	-35	-35	-34	-34	-34	-34
Reest OP:	0	0									
OT:	-4	-7	-29	-30	-30	-35	-35	-34	-34	-34	-34
Mar 15 BA:	-4	-7	-29	-30	-30	-35	-35	-34	-34	-34	-34
Base OP:	0	0									
OT:	-4	-7	-29	-30	-30	-35	-35	-34	-34	-34	-34
Orig BA:	-4	-7	-29	-30	-30	-35	-35	-34	-34	-34	-34
Pres OP:	0	0									
OT:	-4	-7	-29	-30	-30	-35	-35	-34	-34	-34	-34
Reest - BA:	0	0	0	0	0	0	0	0	0	0	0
Mar15 OP:	0	0									
OT:	0	0	0	0	0	0	0	0	0	0	0
Reest - BA:	0	0	0	0	0	0	0	0	0	0	0
Orig OP:	0	0									
OT:	0	0	0	0	0	0	0	0	0	0	0



Sorted by FUNC, SFUN, TID, SUB
 (amounts in millions)

		2015	2016	2017	2018	2019	2020	2021	2022	2023	2024	2025
NET INTEREST (900)												
015 9990 8 1 908 CB04 XX XX 30 N												
Offsetting Receipts												
Pres 16	BA:	-1	-1	-1	-1	-1	-1	-1	-1	-1	-1	-1
Reest	OP:	0	0									
	OT:	-1	-1	-1	-1	-1	-1	-1	-1	-1	-1	-1
Mar 15	BA:	-1	-1	-1	-1	-1	-1	-1	-1	-1	-1	-1
Base	OP:	0	0									
	OT:	-1	-1	-1	-1	-1	-1	-1	-1	-1	-1	-1
Orig	BA:	-1	-1	-1	-1	-1	-1	-1	-1	-1	-1	-1
Pres	OP:	0	0									
	OT:	-1	-1	-1	-1	-1	-1	-1	-1	-1	-1	-1
Reest -	BA:	0	0	0	0	0	0	0	0	0	0	0
Mar15	OP:	0	0									
	OT:	0	0	0	0	0	0	0	0	0	0	0
Reest -	BA:	0	0	0	0	0	0	0	0	0	0	0
Orig	OP:	0	0									
	OT:	0	0	0	0	0	0	0	0	0	0	0
Account Total for Subfunction 908 receipts												
Pres 16	BA:	-5	-8	-30	-31	-31	-36	-36	-35	-35	-35	-35
Reest	OP:	0	0									
	OT:	-5	-8	-30	-31	-31	-36	-36	-35	-35	-35	-35
Mar 15	BA:	-5	-8	-30	-31	-31	-36	-36	-35	-35	-35	-35
Base	OP:	0	0									
	OT:	-5	-8	-30	-31	-31	-36	-36	-35	-35	-35	-35
Orig	BA:	-5	-8	-30	-31	-31	-36	-36	-35	-35	-35	-35
Pres	OP:	0	0									
	OT:	-5	-8	-30	-31	-31	-36	-36	-35	-35	-35	-35
Reest -	BA:	0	0	0	0	0	0	0	0	0	0	0
Mar15	OP:	0	0									
	OT:	0	0	0	0	0	0	0	0	0	0	0
Reest -	BA:	0	0	0	0	0	0	0	0	0	0	0
Orig	OP:	0	0									
	OT:	0	0	0	0	0	0	0	0	0	0	0



Sorted by FUNC, SFUN, TID, SUB
 (amounts in millions)

		2015	2016	2017	2018	2019	2020	2021	2022	2023	2024	2025
NET INTEREST (900)												
Earnings on investments, U.S. trustees system												
015 9991 8 1 908 CB01 XX XX 30 N												
Offsetting Receipts												
Pres 16	BA:	-1	-1	-1	-1	-2	-2	-2	-2	-2	-2	-2
Reest	OP:	0	0									
	OT:	-1	-1	-1	-1	-2	-2	-2	-2	-2	-2	-2
Mar 15	BA:	-1	-1	-1	-1	-2	-2	-2	-2	-2	-2	-2
Base	OP:	0	0									
	OT:	-1	-1	-1	-1	-2	-2	-2	-2	-2	-2	-2
Orig	BA:	-1	-1	-1	-1	-2	-2	-2	-2	-2	-2	-2
Pres	OP:	0	0									
	OT:	-1	-1	-1	-1	-2	-2	-2	-2	-2	-2	-2
Reest -	BA:	0	0	0	0	0	0	0	0	0	0	0
Mar15	OP:	0	0									
	OT:	0	0	0	0	0	0	0	0	0	0	0
Reest -	BA:	0	0	0	0	0	0	0	0	0	0	0
Orig	OP:	0	0									
	OT:	0	0	0	0	0	0	0	0	0	0	0



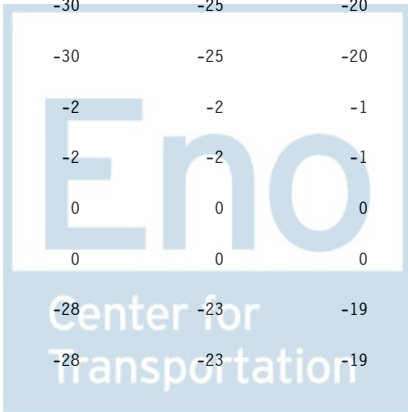
Sorted by FUNC, SFUN, TID, SUB
 (amounts in millions)

	2015	2016	2017	2018	2019	2020	2021	2022	2023	2024	2025
NET INTEREST (900)											
Department of Labor											
Department of Labor											
Interest on UI loans to states											
016 9990 8 1 908 CB01 XX XX 30 N											
Offsetting Receipts											
Pres 16 BA:	-290	-175	-40	0	0	-5	-20	-30	-25	-20	-10
Reest OP:	0	0		0	0						
OT:	-290	-175	-40	0	0	-5	-20	-30	-25	-20	-10
Mar 15 BA:	-290	-175	-40	0	0	-5	-20	-30	-25	-20	-10
Base OP:	0	0		0	0						
OT:	-290	-175	-40	0	0	-5	-20	-30	-25	-20	-10
Orig BA:	-236	-128	-66	-16	-2	-2	-2	-2	-2	-1	-1
Pres OP:	0	0									
OT:	-236	-128	-66	-16	-2	-2	-2	-2	-2	-1	-1
Reest - BA:	0	0	0	0	0	0	0	0	0	0	0
Mar15 OP:	0	0									
OT:	0	0	0	0	0	0	0	0	0	0	0
Reest - BA:	-54	-47	26	16	2	-3	-18	-28	-23	-19	-9
Orig OP:	0	0									
OT:	-54	-47	26	16	2	-3	-18	-28	-23	-19	-9



Sorted by FUNC, SFUN, TID, SUB
 (amounts in millions)

		2015	2016	2017	2018	2019	2020	2021	2022	2023	2024	2025
NET INTEREST (900)												
016 9990 8 1 908 EA01 58 78 30 JCT												
Proposed Legislation												
Pres 16	BA:	0	0	0	0	0	0	0	0	0	0	0
Reest	OP:	0	0									
	OT:	0	0	0	0	0	0	0	0	0	0	0
Mar 15	BA:	0	0	0	0	0	0	0	0	0	0	0
Base	OP:	0	0									
	OT:	0	0	0	0	0	0	0	0	0	0	0
Orig	BA:	0	0	3	3	0	0	0	0	0	0	0
Pres	OP:	0	0									
	OT:	0	0	3	3	0	0	0	0	0	0	0
Reest -	BA:	0	0	0	0	0	0	0	0	0	0	0
Mar15	OP:	0	0									
	OT:	0	0	0	0	0	0	0	0	0	0	0
Reest -	BA:	0	0	-3	-3	0	0	0	0	0	0	0
Orig	OP:	0	0									
	OT:	0	0	-3	-3	0	0	0	0	0	0	0
Account Total for Interest on UI loans to states												
Pres 16	BA:	-290	-175	-40	0	0	-5	-20	-30	-25	-20	-10
Reest	OP:	0	0									
	OT:	-290	-175	-40	0	0	-5	-20	-30	-25	-20	-10
Mar 15	BA:	-290	-175	-40	0	0	-5	-20	-30	-25	-20	-10
Base	OP:	0	0									
	OT:	-290	-175	-40	0	0	-5	-20	-30	-25	-20	-10
Orig	BA:	-236	-128	-63	-13	-2	-2	-2	-2	-2	-1	-1
Pres	OP:	0	0									
	OT:	-236	-128	-63	-13	-2	-2	-2	-2	-2	-1	-1
Reest -	BA:	0	0	0	0	0	0	0	0	0	0	0
Mar15	OP:	0	0									
	OT:	0	0	0	0	0	0	0	0	0	0	0
Reest -	BA:	-54	-47	23	13	2	-3	-18	-28	-23	-19	-9
Orig	OP:	0	0									
	OT:	-54	-47	23	13	2	-3	-18	-28	-23	-19	-9



Sorted by FUNC, SFUN, TID, SUB
 (amounts in millions)

		2015	2016	2017	2018	2019	2020	2021	2022	2023	2024	2025
NET INTEREST (900)												
Proprietary Receipts												
016 9991 8 1 908 CB02 XX XX 30 N												
Offsetting Receipts												
Pres 16	BA:	-1	-1	-1	-1	-1	-1	-1	-1	-1	-1	-1
Reest	OP:	0	0									
	OT:	-1	-1	-1	-1	-1	-1	-1	-1	-1	-1	-1
Mar 15	BA:	-1	-1	-1	-1	-1	-1	-1	-1	-1	-1	-1
Base	OP:	0	0									
	OT:	-1	-1	-1	-1	-1	-1	-1	-1	-1	-1	-1
Orig	BA:	-1	-1	-1	-1	-1	-1	-1	-1	-1	-1	-1
Pres	OP:	0	0									
	OT:	-1	-1	-1	-1	-1	-1	-1	-1	-1	-1	-1
Reest -	BA:	0	0	0	0	0	0	0	0	0	0	0
Mar15	OP:	0	0									
	OT:	0	0	0	0	0	0	0	0	0	0	0
Reest -	BA:	0	0	0	0	0	0	0	0	0	0	0
Orig	OP:	0	0									
	OT:	0	0	0	0	0	0	0	0	0	0	0



Sorted by FUNC, SFUN, TID, SUB
 (amounts in millions)

		2015	2016	2017	2018	2019	2020	2021	2022	2023	2024	2025
NET INTEREST (900)												
Department of Defense--Military Programs												
Department of Defense--Military Programs												
Proprietary Receipts												
017 9991 8 1 908 CB01 XX XX 30 N												
Offsetting Receipts												
Pres 16	BA:	-1	-1	-1	-1	-1	-1	-1	-1	-1	-1	-1
Reest	OP:	0	0									
	OT:	-1	-1	-1	-1	-1	-1	-1	-1	-1	-1	-1
Mar 15	BA:	-1	-1	-1	-1	-1	-1	-1	-1	-1	-1	-1
Base	OP:	0	0									
	OT:	-1	-1	-1	-1	-1	-1	-1	-1	-1	-1	-1
Orig	BA:	-1	-1	-1	-1	-1	-1	-1	-1	-1	-1	-1
Pres	OP:	0	0									
	OT:	-1	-1	-1	-1	-1	-1	-1	-1	-1	-1	-1
Reest -	BA:	0	0	0	0	0	0	0	0	0	0	0
Mar15	OP:	0	0									
	OT:	0	0	0	0	0	0	0	0	0	0	0
Reest -	BA:	0	0	0	0	0	0	0	0	0	0	0
Orig	OP:	0	0									
	OT:	0	0	0	0	0	0	0	0	0	0	0



Sorted by FUNC, SFUN, TID, SUB
 (amounts in millions)

		2015	2016	2017	2018	2019	2020	2021	2022	2023	2024	2025
NET INTEREST (900)												
Department of State												
Department of State												
Interest on investments, Foreign service national defined contribution												
019 9990 8 7 908 CB01 XX XX 30 N												
Offsetting Receipts												
Pres 16	BA:	-2	-2	-2	-2	-2	-2	-2	-2	-2	-2	-2
Reest	OP:	0	0									
	OT:	-2	-2	-2	-2	-2	-2	-2	-2	-2	-2	-2
Mar 15	BA:	-2	-2	-2	-2	-2	-2	-2	-2	-2	-2	-2
Base	OP:	0	0									
	OT:	-2	-2	-2	-2	-2	-2	-2	-2	-2	-2	-2
Orig	BA:	-2	-2	-2	-2	-2	-2	-2	-2	-2	-2	-2
Pres	OP:	0	0									
	OT:	-2	-2	-2	-2	-2	-2	-2	-2	-2	-2	-2
Reest -	BA:	0	0	0	0	0	0	0	0	0	0	0
Mar15	OP:	0	0									
	OT:	0	0	0	0	0	0	0	0	0	0	0
Reest -	BA:	0	0	0	0	0	0	0	0	0	0	0
Orig	OP:	0	0									
	OT:	0	0	0	0	0	0	0	0	0	0	0



Sorted by FUNC, SFUN, TID, SUB
 (amounts in millions)

		2015	2016	2017	2018	2019	2020	2021	2022	2023	2024	2025
NET INTEREST (900)												
Department of the Treasury												
Internal Revenue Service												
Refunding internal revenue collections, interest												
020 0904 0 1 908 BA01 58 78 30 A												
Federal Fund												
Pres 16	BA:	1,315	1,630	1,945	2,260	2,575	2,933	2,998	3,063	3,127	3,191	3,256
Reest	OP:	0	0									
	OT:	1,315	1,630	1,945	2,260	2,575	2,933	2,998	3,063	3,127	3,191	3,256
Mar 15	BA:	1,315	1,630	1,945	2,260	2,575	2,933	2,998	3,063	3,127	3,191	3,256
Base	OP:	0	0									
	OT:	1,315	1,630	1,945	2,260	2,575	2,933	2,998	3,063	3,127	3,191	3,256
Orig	BA:	1,509	2,024	2,853	3,497	3,638	3,779	3,925	4,078	4,237	4,399	4,525
Pres	OP:	0	0									
	OT:	1,509	2,024	2,853	3,497	3,638	3,779	3,925	4,078	4,237	4,399	4,525
Reest -	BA:	0	0	0	0	0	0	0	0	0	0	0
Mar15	OP:	0	0									
	OT:	0	0	0	0	0	0	0	0	0	0	0
Reest -	BA:	-194	-394	-908	-1,237	-1,063	-846	-927	-1,015	-1,110	-1,208	-1,269
Orig	OP:	0	0									
	OT:	-194	-394	-908	-1,237	-1,063	-846	-927	-1,015	-1,110	-1,208	-1,269



Sorted by FUNC, SFUN, TID, SUB
 (amounts in millions)

		2015	2016	2017	2018	2019	2020	2021	2022	2023	2024	2025
NET INTEREST (900)												
Department of the Treasury												
Interest received from unemployment trust fund												
020 1501 8 7 908 CB01 XX XX 30 N												
Offsetting Receipts												
Pres 16	BA:	-430	-355	-310	-140	0	0	0	0	0	0	0
Reest	OP:	0	0									
	OT:	-430	-355	-310	-140	0	0	0	0	0	0	0
Mar 15	BA:	-430	-355	-310	-140	0	0	0	0	0	0	0
Base	OP:	0	0									
	OT:	-430	-355	-310	-140	0	0	0	0	0	0	0
Orig	BA:	-410	-250	-150	-70	-10	0	0	0	0	0	0
Pres	OP:	0	0									
	OT:	-410	-250	-150	-70	-10	0	0	0	0	0	0
Reest -	BA:	0	0	0	0	0	0	0	0	0	0	0
Mar15	OP:	0	0									
	OT:	0	0	0	0	0	0	0	0	0	0	0
Reest -	BA:	-20	-105	-160	-70	10	0	0	0	0	0	0
Orig	OP:	0	0									
	OT:	-20	-105	-160	-70	10	0	0	0	0	0	0



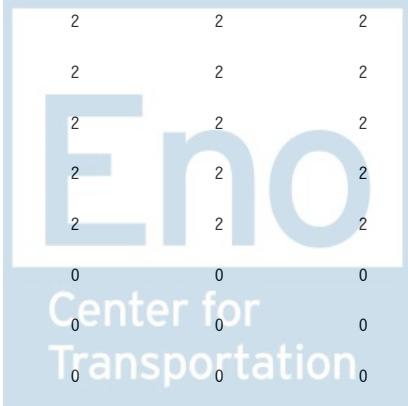
Sorted by FUNC, SFUN, TID, SUB
 (amounts in millions)

		2015	2016	2017	2018	2019	2020	2021	2022	2023	2024	2025
NET INTEREST (900)												
Fiscal Service												
Payment to the Resolution Funding Corporation												
020 1851 0 1 908 BA01 24 68 30 A												
Federal Fund												
Pres 16	BA:	2,628	2,628	2,628	2,628	2,628	2,353	1,250	920	920	920	920
Reest	OP:	0	0									
	OT:	2,628	2,628	2,628	2,628	2,628	2,353	1,250	920	920	920	920
Mar 15	BA:	2,628	2,628	2,628	2,628	2,628	2,353	1,250	920	920	920	920
Base	OP:	0	0									
	OT:	2,628	2,628	2,628	2,628	2,628	2,353	1,250	920	920	920	920
Orig	BA:	2,628	2,628	2,628	2,628	2,628	2,445	1,368	920	920	920	920
Pres	OP:	0	0									
	OT:	2,628	2,628	2,628	2,628	2,628	2,445	1,368	920	920	920	920
Reest -	BA:	0	0	0	0	0	0	0	0	0	0	0
Mar15	OP:	0	0									
	OT:	0	0	0	0	0	0	0	0	0	0	0
Reest -	BA:	0	0	0	0	0	-92	-118	0	0	0	0
Orig	OP:	0	0									
	OT:	0	0	0	0	0	-92	-118	0	0	0	0



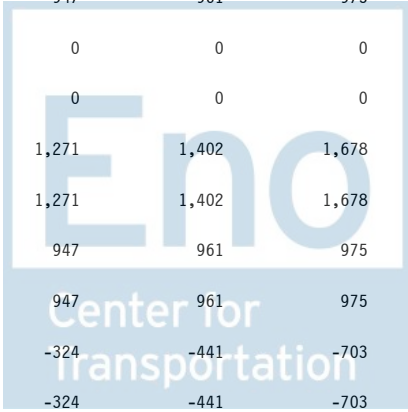
Sorted by FUNC, SFUN, TID, SUB
 (amounts in millions)

		2015	2016	2017	2018	2019	2020	2021	2022	2023	2024	2025
NET INTEREST (900)												
Interest on Uninvested Funds												
020 1860 0 1 908 BA01 24 68 30 A												
Federal Fund												
Pres 16	BA:	24	24	24	24	24	24	24	24	24	24	24
Reest	OP:	0	0									
	OT:	24	24	24	24	24	24	24	24	24	24	24
Mar 15	BA:	24	24	24	24	24	24	24	24	24	24	24
Base	OP:	0	0									
	OT:	24	24	24	24	24	24	24	24	24	24	24
Orig	BA:	24	24	24	24	24	24	24	24	24	24	24
Pres	OP:	24	24									
	OT:	24	24	24	24	24	24	24	24	24	24	24
Reest -	BA:	0	0	0	0	0	0	0	0	0	0	0
Mar15	OP:	0	0									
	OT:	0	0	0	0	0	0	0	0	0	0	0
Reest -	BA:	0	0	0	0	0	0	0	0	0	0	0
Orig	OP:	-24	-24									
	OT:	0	0	0	0	0	0	0	0	0	0	0
Federal Interest Liabilities to States												
020 1877 0 1 908 BA01 32 82 30 A												
Federal Fund												
Pres 16	BA:	1	2	2	2	2	2	2	2	2	2	2
Reest	OP:	0	0									
	OT:	1	2	2	2	2	2	2	2	2	2	2
Mar 15	BA:	1	2	2	2	2	2	2	2	2	2	2
Base	OP:	0	0									
	OT:	1	2	2	2	2	2	2	2	2	2	2
Orig	BA:	1	2	2	2	2	2	2	2	2	2	2
Pres	OP:	0	0									
	OT:	1	2	2	2	2	2	2	2	2	2	2
Reest -	BA:	0	0	0	0	0	0	0	0	0	0	0
Mar15	OP:	0	0									
	OT:	0	0	0	0	0	0	0	0	0	0	0
Reest -	BA:	0	0	0	0	0	0	0	0	0	0	0
Orig	OP:	0	0									
	OT:	0	0	0	0	0	0	0	0	0	0	0



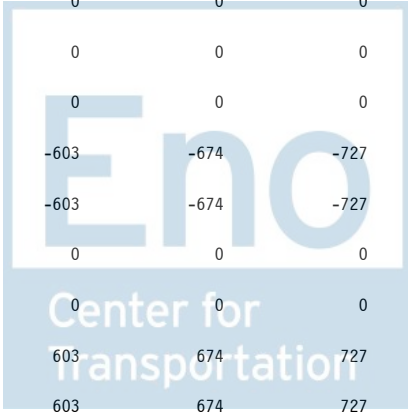
Sorted by FUNC, SFUN, TID, SUB
 (amounts in millions)

		2015	2016	2017	2018	2019	2020	2021	2022	2023	2024	2025
NET INTEREST (900)												
Interest Paid to Credit Financing Accounts												
020 1880 0 1 908 BA07 XX XX 30 A												
Federal Fund												
Pres 16	BA:	128	103	271	428	635	820	932	932	867	762	678
Reest	OP:	0	0									
	OT:	128	103	271	428	635	820	932	932	867	762	678
Mar 15	BA:	128	103	271	428	635	820	932	932	867	762	678
Base	OP:	0	0									
	OT:	128	103	271	428	635	820	932	932	867	762	678
Orig	BA:	13,889	15,038	16,160	16,456	16,755	16,946	17,145	17,590	17,907	18,022	18,285
Pres	OP:	0	0									
	OT:	13,889	15,038	16,160	16,456	16,755	16,946	17,145	17,590	17,907	18,022	18,285
Reest -	BA:	0	0	0	0	0	0	0	0	0	0	0
Mar15	OP:	0	0									
	OT:	0	0	0	0	0	0	0	0	0	0	0
Reest -	BA:	-13,761	-14,935	-15,889	-16,028	-16,120	-16,126	-16,213	-16,658	-17,040	-17,260	-17,607
Orig	OP:	0	0									
	OT:	-13,761	-14,935	-15,889	-16,028	-16,120	-16,126	-16,213	-16,658	-17,040	-17,260	-17,607
020 1880 0 1 908 EE01 XX XX 30												
Non-scoreable secondary effect												
Pres 16	BA:	625	852	858	877	896	915	931	947	961	975	987
Reest	OP:	0	0									
	OT:	625	852	858	877	896	915	931	947	961	975	987
Mar 15	BA:	0	0	0	0	0	0	0	0	0	0	0
Base	OP:	0	0									
	OT:	0	0	0	0	0	0	0	0	0	0	0
Orig	BA:	0	0	470	631	820	1,038	1,253	1,271	1,402	1,678	1,961
Pres	OP:	0	0									
	OT:	0	0	470	631	820	1,038	1,253	1,271	1,402	1,678	1,961
Reest -	BA:	625	852	858	877	896	915	931	947	961	975	987
Mar15	OP:	0	0									
	OT:	625	852	858	877	896	915	931	947	961	975	987
Reest -	BA:	625	852	388	246	76	-123	-322	-324	-441	-703	-974
Orig	OP:	0	0									
	OT:	625	852	388	246	76	-123	-322	-324	-441	-703	-974



Sorted by FUNC, SFUN, TID, SUB
 (amounts in millions)

		2015	2016	2017	2018	2019	2020	2021	2022	2023	2024	2025
NET INTEREST (900)												
Account Total for Interest Paid to Credit Financing Accounts												
Pres 16	BA:	753	955	1,129	1,305	1,531	1,735	1,863	1,879	1,828	1,737	1,665
Reest	OP:	0	0									
	OT:	753	955	1,129	1,305	1,531	1,735	1,863	1,879	1,828	1,737	1,665
Mar 15	BA:	128	103	271	428	635	820	932	932	867	762	678
Base	OP:	0	0									
	OT:	128	103	271	428	635	820	932	932	867	762	678
Orig	BA:	13,889	15,038	16,630	17,087	17,575	17,984	18,398	18,861	19,309	19,700	20,246
Pres	OP:	0	0									
	OT:	13,889	15,038	16,630	17,087	17,575	17,984	18,398	18,861	19,309	19,700	20,246
Reest -	BA:	625	852	858	877	896	915	931	947	961	975	987
Mar15	OP:	0	0									
	OT:	625	852	858	877	896	915	931	947	961	975	987
Reest -	BA:	-13,136	-14,083	-15,501	-15,782	-16,044	-16,249	-16,535	-16,982	-17,481	-17,963	-18,581
Orig	OP:	0	0									
	OT:	-13,136	-14,083	-15,501	-15,782	-16,044	-16,249	-16,535	-16,982	-17,481	-17,963	-18,581
Department of the Treasury												
Interest on Loans to FDIC												
020 9901 8 1 908 CB01 XX XX 30												
Offsetting Receipts												
Pres 16	BA:	0	0	0	0	0	0	0	0	0	0	0
Reest	OP:	0	0									
	OT:	0	0	0	0	0	0	0	0	0	0	0
Mar 15	BA:	0	0	0	0	0	0	0	0	0	0	0
Base	OP:	0	0									
	OT:	0	0	0	0	0	0	0	0	0	0	0
Orig	BA:	-7	-33	-87	-167	-269	-390	-508	-603	-674	-727	-772
Pres	OP:	0	0									
	OT:	-7	-33	-87	-167	-269	-390	-508	-603	-674	-727	-772
Reest -	BA:	0	0	0	0	0	0	0	0	0	0	0
Mar15	OP:	0	0									
	OT:	0	0	0	0	0	0	0	0	0	0	0
Reest -	BA:	7	33	87	167	269	390	508	603	674	727	772
Orig	OP:	0	0									
	OT:	7	33	87	167	269	390	508	603	674	727	772



Sorted by FUNC, SFUN, TID, SUB
 (amounts in millions)

		2015	2016	2017	2018	2019	2020	2021	2022	2023	2024	2025
NET INTEREST (900)												
Interest from FFB												
020 9990 8 1 908 CB01 XX XX 30 A												
Offsetting Receipts												
Pres 16	BA:	-1,883	-1,907	-1,995	-2,158	-2,268	-2,176	-2,458	-2,568	-2,567	-2,566	-2,565
Reest	OP:	0	0									
	OT:	-1,883	-1,907	-1,995	-2,158	-2,268	-2,176	-2,458	-2,568	-2,567	-2,566	-2,565
Mar 15	BA:	-1,883	-1,907	-1,995	-2,158	-2,268	-2,176	-2,458	-2,568	-2,567	-2,566	-2,565
Base	OP:	0	0									
	OT:	-1,883	-1,907	-1,995	-2,158	-2,268	-2,176	-2,458	-2,568	-2,567	-2,566	-2,565
Orig	BA:	-1,717	-1,926	-2,275	-3,089	-3,660	-4,082	-4,574	-4,956	-5,137	-6,279	-7,027
Pres	OP:	0	0									
	OT:	-1,717	-1,926	-2,275	-3,089	-3,660	-4,082	-4,574	-4,956	-5,137	-6,279	-7,027
Reest -	BA:	0	0	0	0	0	0	0	0	0	0	0
Mar15	OP:	0	0									
	OT:	0	0	0	0	0	0	0	0	0	0	0
Reest -	BA:	-166	19	280	931	1,392	1,906	2,116	2,388	2,570	3,713	4,462
Orig	OP:	0	0									
	OT:	-166	19	280	931	1,392	1,906	2,116	2,388	2,570	3,713	4,462



Sorted by FUNC, SFUN, TID, SUB
 (amounts in millions)

		2015	2016	2017	2018	2019	2020	2021	2022	2023	2024	2025
NET INTEREST (900)												
District of Columbia												
District of Columbia General and Special Payments												
Earnings on investments in US securities, federal supplemental												
020 9990 8 2 908 CB01 XX XX 30 N WI1												
Offsetting Receipts												
Interest Receipts												
Pres 16	BA:	-72	-78	-85	-94	-104	-115	-128	-142	-156	-171	-187
Reest	OP:	0	0									
	OT:	-72	-78	-85	-94	-104	-115	-128	-142	-156	-171	-187
Mar 15	BA:	-72	-78	-85	-94	-104	-115	-128	-142	-156	-171	-187
Base	OP:	0	0									
	OT:	-72	-78	-85	-94	-104	-115	-128	-142	-156	-171	-187
Orig	BA:	-65	-78	-95	-115	-133	-153	-173	-191	-207	-218	-230
Pres	OP:	0	0									
	OT:	-65	-78	-95	-115	-133	-153	-173	-191	-207	-218	-230
Reest -	BA:	0	0	0	0	0	0	0	0	0	0	0
Mar15	OP:	0	0									
	OT:	0	0	0	0	0	0	0	0	0	0	0
Reest -	BA:	-7	0	10	21	29	38	45	49	51	47	43
Orig	OP:	0	0									
	OT:	-7	0	10	21	29	38	45	49	51	47	43



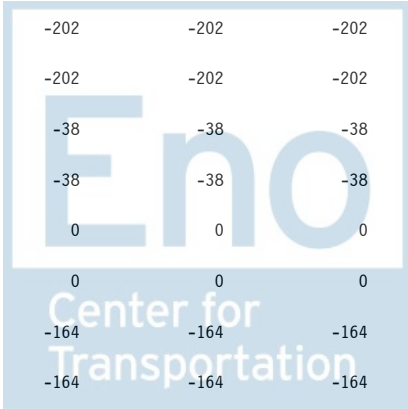
Sorted by FUNC, SFUN, TID, SUB
 (amounts in millions)

		2015	2016	2017	2018	2019	2020	2021	2022	2023	2024	2025
NET INTEREST (900)												
Department of the Treasury												
Department of the Treasury												
Proprietary receipts												
020 9991 8 1 908 CB01 XX XX 30 A												
Offsetting Receipts												
interest on imf quota and loans												
Pres 16	BA:	-4	-42	-97	-166	-191	-197	-199	-200	-200	-200	-200
Reest	OP:	0	0									
	OT:	-4	-42	-97	-166	-191	-197	-199	-200	-200	-200	-200
Mar 15	BA:	-4	-42	-97	-166	-191	-197	-199	-200	-200	-200	-200
Base	OP:	0	0									
	OT:	-4	-42	-97	-166	-191	-197	-199	-200	-200	-200	-200
Orig	BA:	-3	-3	-3	-3	-2	-2	-2	-2	-2	-2	-1
Pres	OP:	0	0									
	OT:	-3	-3	-3	-3	-2	-2	-2	-2	-2	-2	-1
Reest -	BA:	0	0	0	0	0	0	0	0	0	0	0
Mar15	OP:	0	0									
	OT:	0	0	0	0	0	0	0	0	0	0	0
Reest -	BA:	-1	-39	-94	-163	-189	-195	-197	-198	-198	-198	-199
Orig	OP:	0	0									
	OT:	-1	-39	-94	-163	-189	-195	-197	-198	-198	-198	-199



Sorted by FUNC, SFUN, TID, SUB
 (amounts in millions)

		2015	2016	2017	2018	2019	2020	2021	2022	2023	2024	2025
NET INTEREST (900)												
020 9991 8 1 908 CB02 XX XX 30 A												
Offsetting Receipts												
other, not classified												
Pres 16	BA:	-3	-3	-3	-3	-2	-2	-2	-2	-2	-2	-1
Reest	OP:	0	0									
	OT:	-3	-3	-3	-3	-2	-2	-2	-2	-2	-2	-1
Mar 15	BA:	-3	-3	-3	-3	-2	-2	-2	-2	-2	-2	-1
Base	OP:	0	0									
	OT:	-3	-3	-3	-3	-2	-2	-2	-2	-2	-2	-1
Orig	BA:	-31	-34	-34	-36	-36	-36	-36	-36	-36	-36	-36
Pres	OP:	0	0									
	OT:	-31	-34	-34	-36	-36	-36	-36	-36	-36	-36	-36
Reest -	BA:	0	0	0	0	0	0	0	0	0	0	0
Mar15	OP:	0	0									
	OT:	0	0	0	0	0	0	0	0	0	0	0
Reest -	BA:	28	31	31	33	34	34	34	34	34	34	35
Orig	OP:	0	0									
	OT:	28	31	31	33	34	34	34	34	34	34	35
Account Total for Proprietary receipts												
Pres 16	BA:	-7	-45	-100	-169	-193	-199	-201	-202	-202	-202	-201
Reest	OP:	0	0									
	OT:	-7	-45	-100	-169	-193	-199	-201	-202	-202	-202	-201
Mar 15	BA:	-7	-45	-100	-169	-193	-199	-201	-202	-202	-202	-201
Base	OP:	0	0									
	OT:	-7	-45	-100	-169	-193	-199	-201	-202	-202	-202	-201
Orig	BA:	-34	-37	-37	-39	-38	-38	-38	-38	-38	-38	-37
Pres	OP:	0	0									
	OT:	-34	-37	-37	-39	-38	-38	-38	-38	-38	-38	-37
Reest -	BA:	0	0	0	0	0	0	0	0	0	0	0
Mar15	OP:	0	0									
	OT:	0	0	0	0	0	0	0	0	0	0	0
Reest -	BA:	27	-8	-63	-130	-155	-161	-163	-164	-164	-164	-164
Orig	OP:	0	0									
	OT:	27	-8	-63	-130	-155	-161	-163	-164	-164	-164	-164



Sorted by FUNC, SFUN, TID, SUB
 (amounts in millions)

		2015	2016	2017	2018	2019	2020	2021	2022	2023	2024	2025
NET INTEREST (900)												
Intragovernmental interest												
020 9992 8 1 908 CB01 XX XX 30 A												
Offsetting Receipts												
Pres 16	BA:	-652	-925	-1,200	-1,518	-1,626	-1,740	-1,792	-1,803	-1,813	-1,813	-1,809
Reest	OP:	0	0									
	OT:	-652	-925	-1,200	-1,518	-1,626	-1,740	-1,792	-1,803	-1,813	-1,813	-1,809
Mar 15	BA:	-652	-925	-1,200	-1,518	-1,626	-1,740	-1,792	-1,803	-1,813	-1,813	-1,809
Base	OP:	0	0									
	OT:	-652	-925	-1,200	-1,518	-1,626	-1,740	-1,792	-1,803	-1,813	-1,813	-1,809
Orig	BA:	-664	-975	-1,137	-1,304	-1,781	-1,782	-1,801	-1,930	-1,938	-1,939	-1,939
Pres	OP:	0	0									
	OT:	-664	-975	-1,137	-1,304	-1,781	-1,782	-1,801	-1,930	-1,938	-1,939	-1,939
Reest -	BA:	0	0	0	0	0	0	0	0	0	0	0
Mar15	OP:	0	0									
	OT:	0	0	0	0	0	0	0	0	0	0	0
Reest -	BA:	12	50	-63	-214	155	42	9	127	125	126	130
Orig	OP:	0	0									
	OT:	12	50	-63	-214	155	42	9	127	125	126	130



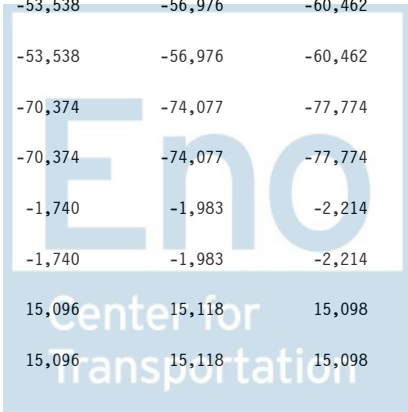
Sorted by FUNC, SFUN, TID, SUB
 (amounts in millions)

		2015	2016	2017	2018	2019	2020	2021	2022	2023	2024	2025
NET INTEREST (900)												
Governmental Receipts												
Governmental Receipts												
Net interest paid from credit financing accounts												
020 9993 8 1 908 CB01 XX XX 30 A												
Offsetting Receipts												
Pres 16	BA:	-30,964	-33,371	-36,511	-40,023	-43,487	-46,887	-50,174	-53,538	-56,976	-60,462	-64,055
Reest	OP:	0	0									
	OT:	-30,964	-33,371	-36,511	-40,023	-43,487	-46,887	-50,174	-53,538	-56,976	-60,462	-64,055
Mar 15	BA:	-30,964	-33,371	-36,511	-40,023	-43,487	-46,887	-50,174	-53,538	-56,976	-60,462	-64,055
Base	OP:	0	0									
	OT:	-30,964	-33,371	-36,511	-40,023	-43,487	-46,887	-50,174	-53,538	-56,976	-60,462	-64,055
Orig	BA:	-54,439	-59,072	-49,974	-53,589	-57,086	-60,331	-63,368	-66,630	-69,878	-72,914	-75,914
Pres	OP:	0	0									
	OT:	-54,439	-59,072	-49,974	-53,589	-57,086	-60,331	-63,368	-66,630	-69,878	-72,914	-75,914
Reest -	BA:	0	0	0	0	0	0	0	0	0	0	0
Mar15	OP:	0	0									
	OT:	0	0	0	0	0	0	0	0	0	0	0
Reest -	BA:	23,475	25,701	13,463	13,566	13,599	13,444	13,194	13,092	12,902	12,452	11,859
Orig	OP:	0	0									
	OT:	23,475	25,701	13,463	13,566	13,599	13,444	13,194	13,092	12,902	12,452	11,859



Sorted by FUNC, SFUN, TID, SUB
 (amounts in millions)

		2015	2016	2017	2018	2019	2020	2021	2022	2023	2024	2025
NET INTEREST (900)												
020 9993 8 1 908 EE01 XX XX 30												
Non-scoreable secondary effect												
Pres 16	BA:	-57	-89	-318	-644	-931	-1,220	-1,493	-1,740	-1,983	-2,214	-2,392
Reest	OP:	0	0									
	OT:	-57	-89	-318	-644	-931	-1,220	-1,493	-1,740	-1,983	-2,214	-2,392
Mar 15	BA:	0	0	0	0	0	0	0	0	0	0	0
Base	OP:	0	0									
	OT:	0	0	0	0	0	0	0	0	0	0	0
Orig	BA:	0	-48	-823	-1,358	-1,940	-2,589	-3,293	-3,744	-4,199	-4,860	-5,647
Pres	OP:	0	0									
	OT:	0	-48	-823	-1,358	-1,940	-2,589	-3,293	-3,744	-4,199	-4,860	-5,647
Reest -	BA:	-57	-89	-318	-644	-931	-1,220	-1,493	-1,740	-1,983	-2,214	-2,392
Mar15	OP:	0	0									
	OT:	-57	-89	-318	-644	-931	-1,220	-1,493	-1,740	-1,983	-2,214	-2,392
Reest -	BA:	-57	-41	505	714	1,009	1,369	1,800	2,004	2,216	2,646	3,255
Orig	OP:	0	0									
	OT:	-57	-41	505	714	1,009	1,369	1,800	2,004	2,216	2,646	3,255
Account Total for Net interest paid from credit financing accounts												
Pres 16	BA:	-31,021	-33,460	-36,829	-40,667	-44,418	-48,107	-51,667	-55,278	-58,959	-62,676	-66,447
Reest	OP:	0	0									
	OT:	-31,021	-33,460	-36,829	-40,667	-44,418	-48,107	-51,667	-55,278	-58,959	-62,676	-66,447
Mar 15	BA:	-30,964	-33,371	-36,511	-40,023	-43,487	-46,887	-50,174	-53,538	-56,976	-60,462	-64,055
Base	OP:	0	0									
	OT:	-30,964	-33,371	-36,511	-40,023	-43,487	-46,887	-50,174	-53,538	-56,976	-60,462	-64,055
Orig	BA:	-54,439	-59,120	-50,797	-54,947	-59,026	-62,920	-66,661	-70,374	-74,077	-77,774	-81,561
Pres	OP:	0	0									
	OT:	-54,439	-59,120	-50,797	-54,947	-59,026	-62,920	-66,661	-70,374	-74,077	-77,774	-81,561
Reest -	BA:	-57	-89	-318	-644	-931	-1,220	-1,493	-1,740	-1,983	-2,214	-2,392
Mar15	OP:	0	0									
	OT:	-57	-89	-318	-644	-931	-1,220	-1,493	-1,740	-1,983	-2,214	-2,392
Reest -	BA:	23,418	25,660	13,968	14,280	14,608	14,813	14,994	15,096	15,118	15,098	15,114
Orig	OP:	0	0									
	OT:	23,418	25,660	13,968	14,280	14,608	14,813	14,994	15,096	15,118	15,098	15,114



Sorted by FUNC, SFUN, TID, SUB
 (amounts in millions)

		2015	2016	2017	2018	2019	2020	2021	2022	2023	2024	2025
NET INTEREST (900)												
Department of Health and Human Services												
Department of Health and Human Services												
Other proprietary receipts from the public, SMI and HI												
020 9993 8 7 908 CB01 XX XX 30 N												
Offsetting Receipts												
Pres 16	BA:	-5	-5	-5	-5	-5	-5	-5	-5	-5	-5	-5
Reest	OP:	0	0									
	OT:	-5	-5	-5	-5	-5	-5	-5	-5	-5	-5	-5
Mar 15	BA:	-5	-5	-5	-5	-5	-5	-5	-5	-5	-5	-5
Base	OP:	0	0									
	OT:	-5	-5	-5	-5	-5	-5	-5	-5	-5	-5	-5
Orig	BA:	-5	-5	-5	-5	-5	-5	-5	-5	-5	-5	-5
Pres	OP:	0	0									
	OT:	-5	-5	-5	-5	-5	-5	-5	-5	-5	-5	-5
Reest -	BA:	0	0	0	0	0	0	0	0	0	0	0
Mar15	OP:	0	0									
	OT:	0	0	0	0	0	0	0	0	0	0	0
Reest -	BA:	0	0	0	0	0	0	0	0	0	0	0
Orig	OP:	0	0									
	OT:	0	0	0	0	0	0	0	0	0	0	0



Sorted by FUNC, SFUN, TID, SUB
 (amounts in millions)

		2015	2016	2017	2018	2019	2020	2021	2022	2023	2024	2025
NET INTEREST (900)												
Department of the Treasury												
Department of the Treasury												
Interest on deposits in tax and loan accounts												
020 9994 8 1 908 CB01 XX XX 30 A												
Offsetting Receipts												
Pres 16	BA:	0	0	0	-304	-608	-705	-805	-906	-1,006	-1,107	-1,208
Reest	OP:	0	0									
	OT:	0	0	0	-304	-608	-705	-805	-906	-1,006	-1,107	-1,208
Mar 15	BA:	0	0	0	-304	-608	-705	-805	-906	-1,006	-1,107	-1,208
Base	OP:	0	0									
	OT:	0	0	0	-304	-608	-705	-805	-906	-1,006	-1,107	-1,208
Orig	BA:	0	0	0	-419	-916	-961	-991	-1,006	-1,012	-1,018	-1,018
Pres	OP:	0	0									
	OT:	0	0	0	-419	-916	-961	-991	-1,006	-1,012	-1,018	-1,018
Reest -	BA:	0	0	0	0	0	0	0	0	0	0	0
Mar15	OP:	0	0									
	OT:	0	0	0	0	0	0	0	0	0	0	0
Reest -	BA:	0	0	0	115	308	256	186	100	6	-89	-190
Orig	OP:	0	0									
	OT:	0	0	0	115	308	256	186	100	6	-89	-190



Sorted by FUNC, SFUN, TID, SUB
 (amounts in millions)

	2015	2016	2017	2018	2019	2020	2021	2022	2023	2024	2025
NET INTEREST (900)											
Department of Labor											
Department of Labor											
Misc. interest, black lung fund											
020 9994 8 7 908 CB01 XX XX 30 A											
Offsetting Receipts											
Pres 16 BA:	-2	-2	-2	-2	-2	-2	-2	-2	-2	-2	-2
Reest OP:	0	0									
OT:	-2	-2	-2	-2	-2	-2	-2	-2	-2	-2	-2
Mar 15 BA:	-2	-2	-2	-2	-2	-2	-2	-2	-2	-2	-2
Base OP:	0	0									
OT:	-2	-2	-2	-2	-2	-2	-2	-2	-2	-2	-2
Orig BA:	-2	-2	-2	-2	-2	-2	-2	-2	-2	-2	-2
Pres OP:	0	0									
OT:	-2	-2	-2	-2	-2	-2	-2	-2	-2	-2	-2
Reest - BA:	0	0	0	0	0	0	0	0	0	0	0
Mar15 OP:	0	0									
OT:	0	0	0	0	0	0	0	0	0	0	0
Reest - BA:	0	0	0	0	0	0	0	0	0	0	0
Orig OP:	0	0									
OT:	0	0	0	0	0	0	0	0	0	0	0



Sorted by FUNC, SFUN, TID, SUB
 (amounts in millions)

		2015	2016	2017	2018	2019	2020	2021	2022	2023	2024	2025
NET INTEREST (900)												
Office of Personnel Management												
Office of Personnel Management												
Interest, USPS Retiree Health Benefits Fund												
024 9990 8 9 908 CB01 XX XX 30 N WI1												
Offsetting Receipts												
Pres 16	BA:	-1,542	-1,602	-1,712	-1,864	-2,015	-2,162	-2,305	-2,446	-2,584	-2,719	-2,850
Reest	OP:	0	0									
	OT:	-1,542	-1,602	-1,712	-1,864	-2,015	-2,162	-2,305	-2,446	-2,584	-2,719	-2,850
Mar 15	BA:	-1,542	-1,602	-1,712	-1,864	-2,015	-2,162	-2,305	-2,446	-2,584	-2,719	-2,850
Base	OP:	0	0									
	OT:	-1,542	-1,602	-1,712	-1,864	-2,015	-2,162	-2,305	-2,446	-2,584	-2,719	-2,850
Orig	BA:	-1,428	-1,420	-1,619	-1,844	-1,957	-2,189	-2,479	-2,718	-2,876	-3,043	-3,261
Pres	OP:	0	0									
	OT:	-1,428	-1,420	-1,619	-1,844	-1,957	-2,189	-2,479	-2,718	-2,876	-3,043	-3,261
Reest -	BA:	0	0	0	0	0	0	0	0	0	0	0
Mar15	OP:	0	0									
	OT:	0	0	0	0	0	0	0	0	0	0	0
Reest -	BA:	-114	-182	-93	-20	-58	27	174	272	292	324	411
Orig	OP:	0	0									
	OT:	-114	-182	-93	-20	-58	27	174	272	292	324	411



Sorted by FUNC, SFUN, TID, SUB
 (amounts in millions)

		2015	2016	2017	2018	2019	2020	2021	2022	2023	2024	2025
NET INTEREST (900)												
Federal Communications Commission												
Federal Communications Commission												
Universal service fund												
027 9990 8 1 908 CB01 XX XX 30 A												
Offsetting Receipts												
Pres 16	BA:	-50	-80	-170	-290	-390	-410	-440	-460	-480	-510	-530
Reest	OP:	0	0									
	OT:	-50	-80	-170	-290	-390	-410	-440	-460	-480	-510	-530
Mar 15	BA:	-50	-80	-170	-290	-390	-410	-440	-460	-480	-510	-530
Base	OP:	0	0									
	OT:	-50	-80	-170	-290	-390	-410	-440	-460	-480	-510	-530
Orig	BA:	-51	-150	-174	-198	-213	-225	-233	-236	-237	-237	-238
Pres	OP:	0	0									
	OT:	-51	-150	-174	-198	-213	-225	-233	-236	-237	-237	-238
Reest -	BA:	0	0	0	0	0	0	0	0	0	0	0
Mar15	OP:	0	0									
	OT:	0	0	0	0	0	0	0	0	0	0	0
Reest -	BA:	1	70	4	-92	-177	-185	-207	-224	-243	-273	-292
Orig	OP:	0	0									
	OT:	1	70	4	-92	-177	-185	-207	-224	-243	-273	-292



Sorted by FUNC, SFUN, TID, SUB
 (amounts in millions)

	2015	2016	2017	2018	2019	2020	2021	2022	2023	2024	2025
NET INTEREST (900)											
Department of Veterans Affairs											
Department of Veterans Affairs											
Proprietary Receipts											
036 9991 8 1 908 CB01 XX XX 30 N											
Offsetting Receipts											
Pres 16 BA:	-8	-10	-11	-13	-15	-17	-20	-23	-27	-30	-30
Reest OP:	0	0									
OT:	-8	-10	-11	-13	-15	-17	-20	-23	-27	-30	-30
Mar 15 BA:	-8	-10	-11	-13	-15	-17	-20	-23	-27	-30	-30
Base OP:	0	0									
OT:	-8	-10	-11	-13	-15	-17	-20	-23	-27	-30	-30
Orig BA:	-8	-10	-11	-13	-15	-17	-20	-23	-27	-30	-32
Pres OP:	0	0									
OT:	-8	-10	-11	-13	-15	-17	-20	-23	-27	-30	-32
Reest - BA:	0	0	0	0	0	0	0	0	0	0	0
Mar15 OP:	0	0									
OT:	0	0	0	0	0	0	0	0	0	0	0
Reest - BA:	0	0	0	0	0	0	0	0	0	0	2
Orig OP:	0	0									
OT:	0	0	0	0	0	0	0	0	0	0	2



Sorted by FUNC, SFUN, TID, SUB
 (amounts in millions)

		2015	2016	2017	2018	2019	2020	2021	2022	2023	2024	2025
NET INTEREST (900)												
Securities and Exchange Commission												
Securities and Exchange Commission												
Monetary Sanctions, Investor Protection Fund, SEC												
050 9999 9 9 908 CB01 XX XX 30 N												
Offsetting Receipts												
Pres 16	BA:	-1	-1	-1	-1	-1	-1	-1	-1	-1	-1	-1
Reest	OP:	0	0									
	OT:	-1	-1	-1	-1	-1	-1	-1	-1	-1	-1	-1
Mar 15	BA:	-1	-1	-1	-1	-1	-1	-1	-1	-1	-1	-1
Base	OP:	0	0									
	OT:	-1	-1	-1	-1	-1	-1	-1	-1	-1	-1	-1
Orig	BA:	-2	-2	-2	-2	-2	-2	-2	-2	-2	-2	-2
Pres	OP:	0	0									
	OT:	-2	-2	-2	-2	-2	-2	-2	-2	-2	-2	-2
Reest -	BA:	0	0	0	0	0	0	0	0	0	0	0
Mar15	OP:	0	0									
	OT:	0	0	0	0	0	0	0	0	0	0	0
Reest -	BA:	1	1	1	1	1	1	1	1	1	1	1
Orig	OP:	0	0									
	OT:	1	1	1	1	1	1	1	1	1	1	1



Sorted by FUNC, SFUN, TID, SUB
 (amounts in millions)

	2015	2016	2017	2018	2019	2020	2021	2022	2023	2024	2025
NET INTEREST (900)											
Department of Homeland Security											
Department of Homeland Security											
Proprietary Receipts											
070 9991 8 1 908 CB01 XX XX 30 N											
Offsetting Receipts											
Pres 16 BA:	-19	-19	-19	-19	-19	-19	-19	-19	-19	-19	-19
Reest OP:	0	0									
OT:	-19	-19	-19	-19	-19	-19	-19	-19	-19	-19	-19
Mar 15 BA:	-19	-19	-19	-19	-19	-19	-19	-19	-19	-19	-19
Base OP:	0	0									
OT:	-19	-19	-19	-19	-19	-19	-19	-19	-19	-19	-19
Orig BA:	-19	-19	-19	-19	-19	-19	-19	-19	-19	-19	-19
Pres OP:	0	0									
OT:	-19	-19	-19	-19	-19	-19	-19	-19	-19	-19	-19
Reest - BA:	0	0	0	0	0	0	0	0	0	0	0
Mar15 OP:	0	0									
OT:	0	0	0	0	0	0	0	0	0	0	0
Reest - BA:	0	0	0	0	0	0	0	0	0	0	0
Orig OP:	0	0									
OT:	0	0	0	0	0	0	0	0	0	0	0



Sorted by FUNC, SFUN, TID, SUB
 (amounts in millions)

		2015	2016	2017	2018	2019	2020	2021	2022	2023	2024	2025
NET INTEREST (900)												
Earnings on investments, National Flood Insurance Reserve Fund												
070 9992 8 7 908 CBO1 XX XX 30												
Offsetting Receipts												
Pres 16	BA:	0	0	0	0	0	0	0	0	0	0	0
Reest	OP:	0	0									
	OT:	0	0	0	0	0	0	0	0	0	0	0
Mar 15	BA:	0	0	0	0	0	0	0	0	0	0	0
Base	OP:	0	0									
	OT:	0	0	0	0	0	0	0	0	0	0	0
Orig	BA:	0	-16	-40	-69	-160	-216	-273	-359	-427	-498	-571
Pres	OP:	0	0									
	OT:	0	-16	-40	-69	-160	-216	-273	-359	-427	-498	-571
Reest -	BA:	0	0	0	0	0	0	0	0	0	0	0
Mar15	OP:	0	0									
	OT:	0	0	0	0	0	0	0	0	0	0	0
Reest -	BA:	0	16	40	69	160	216	273	359	427	498	571
Orig	OP:	0	0									
	OT:	0	16	40	69	160	216	273	359	427	498	571



Sorted by FUNC, SFUN, TID, SUB
 (amounts in millions)

		2015	2016	2017	2018	2019	2020	2021	2022	2023	2024	2025
NET INTEREST (900)												
International Assistance Programs												
Agency for International Development												
Proprietary Receipts												
072 9991 8 1 908 CB01 XX XX 30 N												
Offsetting Receipts												
Pres 16	BA:	-1	-1	-1	-1	-1	-1	-1	-1	-1	-1	-1
Reest	OP:	0	0									
	OT:	-1	-1	-1	-1	-1	-1	-1	-1	-1	-1	-1
Mar 15	BA:	-1	-1	-1	-1	-1	-1	-1	-1	-1	-1	-1
Base	OP:	0	0									
	OT:	-1	-1	-1	-1	-1	-1	-1	-1	-1	-1	-1
Orig	BA:	-1	-1	-1	-1	-1	-1	-1	-1	-1	-1	-1
Pres	OP:	0	0									
	OT:	-1	-1	-1	-1	-1	-1	-1	-1	-1	-1	-1
Reest -	BA:	0	0	0	0	0	0	0	0	0	0	0
Mar15	OP:	0	0									
	OT:	0	0	0	0	0	0	0	0	0	0	0
Reest -	BA:	0	0	0	0	0	0	0	0	0	0	0
Orig	OP:	0	0									
	OT:	0	0	0	0	0	0	0	0	0	0	0



Sorted by FUNC, SFUN, TID, SUB
 (amounts in millions)

		2015	2016	2017	2018	2019	2020	2021	2022	2023	2024	2025
NET INTEREST (900)												
Department of the Treasury												
Department of the Treasury												
Interest on advances to SBA												
073 9997 8 1 908 CB01 XX XX 30 N												
Offsetting Receipts												
Pres 16	BA:	-1	-1	-1	-1	-1	-1	-1	-1	-1	-1	0
Reest	OP:	0	0									
	OT:	-1	-1	-1	-1	-1	-1	-1	-1	-1	-1	0
Mar 15	BA:	-1	-1	-1	-1	-1	-1	-1	-1	-1	-1	0
Base	OP:	0	0									
	OT:	-1	-1	-1	-1	-1	-1	-1	-1	-1	-1	0
Orig	BA:	-1	-1	-1	-1	-1	-1	-1	-1	-1	-1	0
Pres	OP:	0	0									
	OT:	-1	-1	-1	-1	-1	-1	-1	-1	-1	-1	0
Reest -	BA:	0	0	0	0	0	0	0	0	0	0	0
Mar15	OP:	0	0									
	OT:	0	0	0	0	0	0	0	0	0	0	0
Reest -	BA:	0	0	0	0	0	0	0	0	0	0	0
Orig	OP:	0	0									
	OT:	0	0	0	0	0	0	0	0	0	0	0



Sorted by FUNC, SFUN, TID, SUB
 (amounts in millions)

		2015	2016	2017	2018	2019	2020	2021	2022	2023	2024	2025
NET INTEREST (900)												
Department of Health and Human Services												
Department of Health and Human Services												
Interest, Child Enrollment Contingency Fund												
075 9990 8 2 908 CB01 XX XX 30 N WI1												
Offsetting Receipts												
Pres 16	BA:	-44	-59	-67	-71	-74	-78	-81	-86	-90	-100	-100
Reest	OP:	0	0									
	OT:	-44	-59	-67	-71	-74	-78	-81	-86	-90	-100	-100
Mar 15	BA:	-44	-59	-67	-71	-74	-78	-81	-86	-90	-100	-100
Base	OP:	0	0									
	OT:	-44	-59	-67	-71	-74	-78	-81	-86	-90	-100	-100
Orig	BA:	-6	0	-51	-64	-73	-81	-86	-90	-94	-98	-102
Pres	OP:	0	0									
	OT:	-6	0	-51	-64	-73	-81	-86	-90	-94	-98	-102
Reest -	BA:	0	0	0	0	0	0	0	0	0	0	0
Mar15	OP:	0	0									
	OT:	0	0	0	0	0	0	0	0	0	0	0
Reest -	BA:	-38	-59	-16	-7	-1	3	5	4	4	-2	2
Orig	OP:	0	0									
	OT:	-38	-59	-16	-7	-1	3	5	4	4	-2	2



Sorted by FUNC, SFUN, TID, SUB
 (amounts in millions)

		2015	2016	2017	2018	2019	2020	2021	2022	2023	2024	2025
NET INTEREST (900)												
Proprietary Receipts												
075 9991 8 1 908 CB02 XX XX 30 N												
Offsetting Receipts												
Pres 16	BA:	-90	-90	-90	-90	-90	-90	-90	-90	-90	-90	-90
Reest	OP:	0	0									
	OT:	-90	-90	-90	-90	-90	-90	-90	-90	-90	-90	-90
Mar 15	BA:	-90	-90	-90	-90	-90	-90	-90	-90	-90	-90	-90
Base	OP:	0	0									
	OT:	-90	-90	-90	-90	-90	-90	-90	-90	-90	-90	-90
Orig	BA:	-90	-90	-90	-90	-90	-90	-90	-90	-90	-90	-90
Pres	OP:	0	0									
	OT:	-90	-90	-90	-90	-90	-90	-90	-90	-90	-90	-90
Reest -	BA:	0	0	0	0	0	0	0	0	0	0	0
Mar15	OP:	0	0									
	OT:	0	0	0	0	0	0	0	0	0	0	0
Reest -	BA:	0	0	0	0	0	0	0	0	0	0	0
Orig	OP:	0	0									
	OT:	0	0	0	0	0	0	0	0	0	0	0



Sorted by FUNC, SFUN, TID, SUB
 (amounts in millions)

		2015	2016	2017	2018	2019	2020	2021	2022	2023	2024	2025
NET INTEREST (900)												
Department of Housing and Urban Development												
Department of Housing and Urban Development												
Proprietary Receipts												
086 9991 8 1 908 CB02 XX XX 30 N												
Offsetting Receipts												
Pres 16	BA:	0	-1	0	0	0	0	0	0	0	0	-1
Reest	OP:	0	0									
	OT:	0	-1	0	0	0	0	0	0	0	0	-1
Mar 15	BA:	0	-1	0	0	0	0	0	0	0	0	-1
Base	OP:	0	0									
	OT:	0	-1	0	0	0	0	0	0	0	0	-1
Orig	BA:	0	-1	0	0	0	0	0	0	0	0	-1
Pres	OP:	0	0									
	OT:	0	-1	0	0	0	0	0	0	0	0	-1
Reest -	BA:	0	0	0	0	0	0	0	0	0	0	0
Mar15	OP:	0	0									
	OT:	0	0	0	0	0	0	0	0	0	0	0
Reest -	BA:	0	0	0	0	0	0	0	0	0	0	0
Orig	OP:	0	0									
	OT:	0	0	0	0	0	0	0	0	0	0	0



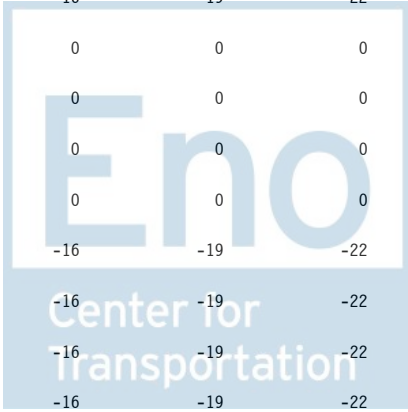
Sorted by FUNC, SFUN, TID, SUB
 (amounts in millions)

	2015	2016	2017	2018	2019	2020	2021	2022	2023	2024	2025
NET INTEREST (900)											
Department of Energy											
Department of Energy											
Interest from nuclear waste fund											
089 9990 8 1 908 CB01 XX XX 30 A WI1											
Offsetting Receipts											
Pres 16 BA:	-1,505	-1,612	-1,739	-1,856	-1,981	-2,111	-2,247	-2,389	-2,540	-2,699	-2,866
Reest OP:	0	0									
OT:	-1,505	-1,612	-1,739	-1,856	-1,981	-2,111	-2,247	-2,389	-2,540	-2,699	-2,866
Mar 15 BA:	-1,505	-1,612	-1,739	-1,856	-1,981	-2,111	-2,247	-2,389	-2,540	-2,699	-2,866
Base OP:	0	0									
OT:	-1,505	-1,612	-1,739	-1,856	-1,981	-2,111	-2,247	-2,389	-2,540	-2,699	-2,866
Orig BA:	-1,533	-1,614	-1,678	-1,716	-1,816	-1,913	-2,007	-2,099	-2,188	-2,274	-2,294
Pres OP:	0	0									
OT:	-1,533	-1,614	-1,678	-1,716	-1,816	-1,913	-2,007	-2,099	-2,188	-2,274	-2,294
Reest - BA:	0	0	0	0	0	0	0	0	0	0	0
Mar15 OP:	0	0									
OT:	0	0	0	0	0	0	0	0	0	0	0
Reest - BA:	28	2	-61	-140	-165	-198	-240	-290	-352	-425	-572
Orig OP:	0	0									
OT:	28	2	-61	-140	-165	-198	-240	-290	-352	-425	-572




Sorted by FUNC, SFUN, TID, SUB
 (amounts in millions)

		2015	2016	2017	2018	2019	2020	2021	2022	2023	2024	2025
NET INTEREST (900)												
Earnings on investments, Uranium D&D Fund												
089 9992 8 1 908 CBO1 XX XX 30 A WI1												
Offsetting Receipts												
Pres 16	BA:	-59	-57	-55	-52	-50	-48	-45	-42	-40	-37	-34
Reest	OP:	0	0									
	OT:	-59	-57	-55	-52	-50	-48	-45	-42	-40	-37	-34
Mar 15	BA:	-59	-57	-55	-52	-50	-48	-45	-42	-40	-37	-34
Base	OP:	0	0									
	OT:	-59	-57	-55	-52	-50	-48	-45	-42	-40	-37	-34
Orig	BA:	-62	-63	-66	-71	-75	-80	-84	-89	-94	-100	-107
Pres	OP:	0	0									
	OT:	-62	-63	-66	-71	-75	-80	-84	-89	-94	-100	-107
Reest -	BA:	0	0	0	0	0	0	0	0	0	0	0
Mar15	OP:	0	0									
	OT:	0	0	0	0	0	0	0	0	0	0	0
Reest -	BA:	3	6	11	19	25	32	39	47	54	63	73
Orig	OP:	0	0									
	OT:	3	6	11	19	25	32	39	47	54	63	73
089 9992 8 1 908 EE01 XX XX 30												
Non-scoreable secondary effect												
Pres 16	BA:	0	-3	-4	-6	-8	-11	-13	-16	-19	-22	-25
Reest	OP:	0	0									
	OT:	0	-3	-4	-6	-8	-11	-13	-16	-19	-22	-25
Mar 15	BA:	0	0	0	0	0	0	0	0	0	0	0
Base	OP:	0	0									
	OT:	0	0	0	0	0	0	0	0	0	0	0
Orig	BA:	0	0	0	0	0	0	0	0	0	0	0
Pres	OP:	0	0									
	OT:	0	0	0	0	0	0	0	0	0	0	0
Reest -	BA:	0	-3	-4	-6	-8	-11	-13	-16	-19	-22	-25
Mar15	OP:	0	0									
	OT:	0	-3	-4	-6	-8	-11	-13	-16	-19	-22	-25
Reest -	BA:	0	-3	-4	-6	-8	-11	-13	-16	-19	-22	-25
Orig	OP:	0	0									
	OT:	0	-3	-4	-6	-8	-11	-13	-16	-19	-22	-25



Sorted by FUNC, SFUN, TID, SUB
 (amounts in millions)

		2015	2016	2017	2018	2019	2020	2021	2022	2023	2024	2025
NET INTEREST (900)												
Account Total for Earnings on investments, Uranium D&D Fund												
Pres 16	BA:	-59	-60	-59	-58	-58	-59	-58	-58	-59	-59	-59
Reest	OP:	0	0									
	OT:	-59	-60	-59	-58	-58	-59	-58	-58	-59	-59	-59
Mar 15	BA:	-59	-57	-55	-52	-50	-48	-45	-42	-40	-37	-34
Base	OP:	0	0									
	OT:	-59	-57	-55	-52	-50	-48	-45	-42	-40	-37	-34
Orig	BA:	-62	-63	-66	-71	-75	-80	-84	-89	-94	-100	-107
Pres	OP:	0	0									
	OT:	-62	-63	-66	-71	-75	-80	-84	-89	-94	-100	-107
Reest -	BA:	0	-3	-4	-6	-8	-11	-13	-16	-19	-22	-25
Mar15	OP:	0	0									
	OT:	0	-3	-4	-6	-8	-11	-13	-16	-19	-22	-25
Reest -	BA:	3	3	7	13	17	21	26	31	35	41	48
Orig	OP:	0	0									
	OT:	3	3	7	13	17	21	26	31	35	41	48
Department of the Treasury												
Department of the Treasury												
Interest, Upper Colorado River Storage Project												
089 9994 8 1 908 CB01 XX XX 30 A												
Offsetting Receipts												
Pres 16	BA:	-8	-8	-8	-8	-8	-8	-8	-8	-8	-8	-8
Reest	OP:	0	0									
	OT:	-8	-8	-8	-8	-8	-8	-8	-8	-8	-8	-8
Mar 15	BA:	-8	-8	-8	-8	-8	-8	-8	-8	-8	-8	-8
Base	OP:	0	0									
	OT:	-8	-8	-8	-8	-8	-8	-8	-8	-8	-8	-8
Orig	BA:	-8	-8	-8	-8	-8	-8	-8	-8	-8	-8	-8
Pres	OP:	0	0									
	OT:	-8	-8	-8	-8	-8	-8	-8	-8	-8	-8	-8
Reest -	BA:	0	0	0	0	0	0	0	0	0	0	0
Mar15	OP:	0	0									
	OT:	0	0	0	0	0	0	0	0	0	0	0
Reest -	BA:	0	0	0	0	0	0	0	0	0	0	0
Orig	OP:	0	0									
	OT:	0	0	0	0	0	0	0	0	0	0	0



Sorted by FUNC, SFUN, TID, SUB
 (amounts in millions)

		2015	2016	2017	2018	2019	2020	2021	2022	2023	2024	2025
NET INTEREST (900)												
Department of Education												
Department of Education												
Proprietary Receipts												
091 9992 8 1 908 CB01 XX XX 30 N												
Offsetting Receipts												
Pres 16	BA:	-1	-1	-1	-1	-1	-1	-1	-1	-1	-1	-1
Reest	OP:	0	0									
	OT:	-1	-1	-1	-1	-1	-1	-1	-1	-1	-1	-1
Mar 15	BA:	-1	-1	-1	-1	-1	-1	-1	-1	-1	-1	-1
Base	OP:	0	0									
	OT:	-1	-1	-1	-1	-1	-1	-1	-1	-1	-1	-1
Orig	BA:	-1	-1	-1	-1	-1	-1	-1	-1	-1	-1	-1
Pres	OP:	0	0									
	OT:	-1	-1	-1	-1	-1	-1	-1	-1	-1	-1	-1
Reest -	BA:	0	0	0	0	0	0	0	0	0	0	0
Mar15	OP:	0	0									
	OT:	0	0	0	0	0	0	0	0	0	0	0
Reest -	BA:	0	0	0	0	0	0	0	0	0	0	0
Orig	OP:	0	0									
	OT:	0	0	0	0	0	0	0	0	0	0	0



Sorted by FUNC, SFUN, TID, SUB
 (amounts in millions)

	2015	2016	2017	2018	2019	2020	2021	2022	2023	2024	2025
NET INTEREST (900)											
Corps of Engineers--Civil Works											
Corps of Engineers--Civil Works											
Proprietary Receipts											
096 9991 8 1 908 CB02 XX XX 30 N											
Offsetting Receipts											
Pres 16 BA:	-65	-65	-65	-65	-65	-65	-65	-65	-65	-65	-65
Reest OP:	0	0									
OT:	-65	-65	-65	-65	-65	-65	-65	-65	-65	-65	-65
Mar 15 BA:	-65	-65	-65	-65	-65	-65	-65	-65	-65	-65	-65
Base OP:	0	0									
OT:	-65	-65	-65	-65	-65	-65	-65	-65	-65	-65	-65
Orig BA:	-65	-65	-65	-65	-65	-65	-65	-65	-65	-65	-65
Pres OP:	0	0									
OT:	-65	-65	-65	-65	-65	-65	-65	-65	-65	-65	-65
Reest - BA:	0	0	0	0	0	0	0	0	0	0	0
Mar15 OP:	0	0									
OT:	0	0	0	0	0	0	0	0	0	0	0
Reest - BA:	0	0	0	0	0	0	0	0	0	0	0
Orig OP:	0	0									
OT:	0	0	0	0	0	0	0	0	0	0	0



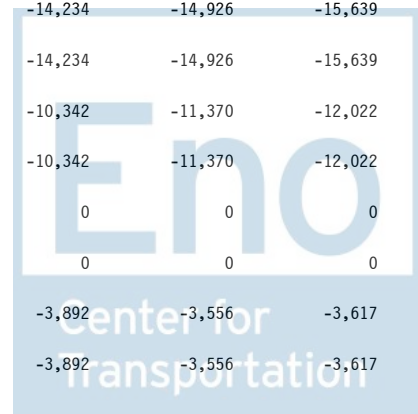
Sorted by FUNC, SFUN, TID, SUB
 (amounts in millions)

		2015	2016	2017	2018	2019	2020	2021	2022	2023	2024	2025
NET INTEREST (900)												
Department of Defense--Military Programs												
Department of Defense--Military Programs												
Earnings on investments, Department of Defense-Military												
097 9990 8 2 908 CB01 XX XX 30 N WI1												
Offsetting Receipts												
Pres 16	BA:	-5,123	-8,147	-11,028	-11,609	-12,195	-12,972	-13,559	-14,234	-14,926	-15,639	-16,375
Reest	OP:	0	0									
	OT:	-5,123	-8,147	-11,028	-11,609	-12,195	-12,972	-13,559	-14,234	-14,926	-15,639	-16,375
Mar 15	BA:	-5,123	-8,147	-11,028	-11,609	-12,195	-12,972	-13,559	-14,234	-14,926	-15,639	-16,375
Base	OP:	0	0									
	OT:	-5,123	-8,147	-11,028	-11,609	-12,195	-12,972	-13,559	-14,234	-14,926	-15,639	-16,375
Orig	BA:	-7,613	-8,575	-8,678	-7,910	-8,516	-9,660	-10,813	-10,760	-11,761	-12,417	-10,285
Pres	OP:	0	0									
	OT:	-7,613	-8,575	-8,678	-7,910	-8,516	-9,660	-10,813	-10,760	-11,761	-12,417	-10,285
Reest -	BA:	0	0	0	0	0	0	0	0	0	0	0
Mar15	OP:	0	0									
	OT:	0	0	0	0	0	0	0	0	0	0	0
Reest -	BA:	2,490	428	-2,350	-3,699	-3,679	-3,312	-2,746	-3,474	-3,165	-3,222	-6,090
Orig	OP:	0	0									
	OT:	2,490	428	-2,350	-3,699	-3,679	-3,312	-2,746	-3,474	-3,165	-3,222	-6,090



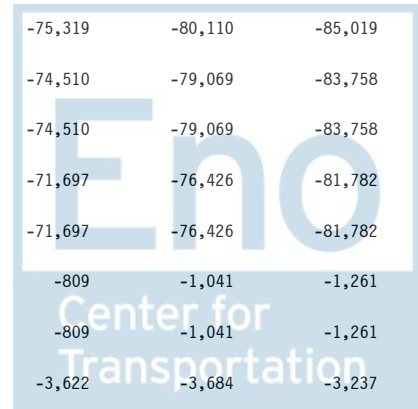
Sorted by FUNC, SFUN, TID, SUB
 (amounts in millions)

		2015	2016	2017	2018	2019	2020	2021	2022	2023	2024	2025
NET INTEREST (900)												
097 9990 8 2 908 EA01 22 66 30												
Proposed Legislation												
Pres 16	BA:	0	0	0	0	0	0	0	0	0	0	0
Reest	OP:	0	0									
	OT:	0	0	0	0	0	0	0	0	0	0	0
Mar 15	BA:	0	0	0	0	0	0	0	0	0	0	0
Base	OP:	0	0									
	OT:	0	0	0	0	0	0	0	0	0	0	0
Orig	BA:	0	37	60	118	211	292	346	418	391	395	546
Pres	OP:	0	0									
	OT:	0	37	60	118	211	292	346	418	391	395	546
Reest -	BA:	0	0	0	0	0	0	0	0	0	0	0
Mar15	OP:	0	0									
	OT:	0	0	0	0	0	0	0	0	0	0	0
Reest -	BA:	0	-37	-60	-118	-211	-292	-346	-418	-391	-395	-546
Orig	OP:	0	0									
	OT:	0	-37	-60	-118	-211	-292	-346	-418	-391	-395	-546
Account Total for Earnings on investments, Department of Defense-Military												
Pres 16	BA:	-5,123	-8,147	-11,028	-11,609	-12,195	-12,972	-13,559	-14,234	-14,926	-15,639	-16,375
Reest	OP:	0	0									
	OT:	-5,123	-8,147	-11,028	-11,609	-12,195	-12,972	-13,559	-14,234	-14,926	-15,639	-16,375
Mar 15	BA:	-5,123	-8,147	-11,028	-11,609	-12,195	-12,972	-13,559	-14,234	-14,926	-15,639	-16,375
Base	OP:	0	0									
	OT:	-5,123	-8,147	-11,028	-11,609	-12,195	-12,972	-13,559	-14,234	-14,926	-15,639	-16,375
Orig	BA:	-7,613	-8,538	-8,618	-7,792	-8,305	-9,368	-10,467	-10,342	-11,370	-12,022	-9,739
Pres	OP:	0	0									
	OT:	-7,613	-8,538	-8,618	-7,792	-8,305	-9,368	-10,467	-10,342	-11,370	-12,022	-9,739
Reest -	BA:	0	0	0	0	0	0	0	0	0	0	0
Mar15	OP:	0	0									
	OT:	0	0	0	0	0	0	0	0	0	0	0
Reest -	BA:	2,490	391	-2,410	-3,817	-3,890	-3,604	-3,092	-3,892	-3,556	-3,617	-6,636
Orig	OP:	0	0									
	OT:	2,490	391	-2,410	-3,817	-3,890	-3,604	-3,092	-3,892	-3,556	-3,617	-6,636



Sorted by FUNC, SFUN, TID, SUB
 (amounts in millions)

		2015	2016	2017	2018	2019	2020	2021	2022	2023	2024	2025
NET INTEREST (900)												
Securities Investor Protection Corporation												
Securities Investor Protection Corporation												
Earnings on investments, SIPC												
576 9993 8 2 908 CB01 XX XX 30 N												
Offsetting Receipts												
Pres 16	BA:	-15	-59	-97	-63	-73	-103	-122	-133	-124	-135	-139
Reest	OP:	0	0									
	OT:	-15	-59	-97	-63	-73	-103	-122	-133	-124	-135	-139
Mar 15	BA:	-15	-59	-97	-63	-73	-103	-122	-133	-124	-135	-139
Base	OP:	0	0									
	OT:	-15	-59	-97	-63	-73	-103	-122	-133	-124	-135	-139
Orig	BA:	-15	-59	-97	-63	-73	-103	-122	-133	-124	-135	-139
Pres	OP:	0	0									
	OT:	-15	-59	-97	-63	-73	-103	-122	-133	-124	-135	-139
Reest -	BA:	0	0	0	0	0	0	0	0	0	0	0
Mar15	OP:	0	0									
	OT:	0	0	0	0	0	0	0	0	0	0	0
Reest -	BA:	0	0	0	0	0	0	0	0	0	0	0
Orig	OP:	0	0									
	OT:	0	0	0	0	0	0	0	0	0	0	0
Subfunction Total for 908 Other interest (908)												
Pres 16	BA:	-38,324	-43,699	-50,122	-55,087	-59,695	-64,357	-70,213	-75,319	-80,110	-85,019	-89,953
Reest	OP:	0	0									
	OT:	-38,324	-43,699	-50,122	-55,087	-59,695	-64,357	-70,213	-75,319	-80,110	-85,019	-89,953
Mar 15	BA:	-38,892	-44,459	-50,658	-55,314	-59,652	-64,041	-69,638	-74,510	-79,069	-83,758	-88,523
Base	OP:	0	0									
	OT:	-38,892	-44,459	-50,658	-55,314	-59,652	-64,041	-69,638	-74,510	-79,069	-83,758	-88,523
Orig	BA:	-50,538	-55,070	-45,282	-49,190	-55,081	-60,693	-67,193	-71,697	-76,426	-81,782	-83,749
Pres	OP:	24	24									
	OT:	-50,538	-55,070	-45,282	-49,190	-55,081	-60,693	-67,193	-71,697	-76,426	-81,782	-83,749
Reest -	BA:	568	760	536	227	-43	-316	-575	-809	-1,041	-1,261	-1,430
Mar15	OP:	0	0									
	OT:	568	760	536	227	-43	-316	-575	-809	-1,041	-1,261	-1,430
Reest -	BA:	12,214	11,371	-4,840	-5,897	-4,614	-3,664	-3,020	-3,622	-3,684	-3,237	-6,204
Orig	OP:	-24	-24									
	OT:	12,214	11,371	-4,840	-5,897	-4,614	-3,664	-3,020	-3,622	-3,684	-3,237	-6,204



Sorted by FUNC, SFUN, TID, SUB
(amounts in millions)

	2015	2016	2017	2018	2019	2020	2021	2022	2023	2024	2025
NET INTEREST (900)											



Sorted by FUNC, SFUN, TID, SUB
 (amounts in millions)

		2015	2016	2017	2018	2019	2020	2021	2022	2023	2024	2025
NET INTEREST (900)												
Other investment income (909)												
Railroad Retirement Board												
Railroad Retirement Board												
Gains and losses on non-federal securities, National railroad retirement												
060 9990 8 7 909 CB01 XX XX 30 N												
Offsetting Receipts												
Pres 16	BA:	-160	-603	-788	-937	-950	-945	-918	-891	-870	-853	-837
Reest	OP:	0	0									
	OT:	-160	-603	-788	-937	-950	-945	-918	-891	-870	-853	-837
Mar 15	BA:	-160	-603	-788	-937	-950	-945	-918	-891	-870	-853	-837
Base	OP:	0	0									
	OT:	-160	-603	-788	-937	-950	-945	-918	-891	-870	-853	-837
Orig	BA:	-620	-380	-413	-433	-446	-454	-444	-429	-418	-407	-397
Pres	OP:	0	0									
	OT:	-620	-380	-413	-433	-446	-454	-444	-429	-418	-407	-397
Reest -	BA:	0	0	0	0	0	0	0	0	0	0	0
Mar15	OP:	0	0									
	OT:	0	0	0	0	0	0	0	0	0	0	0
Reest -	BA:	460	-223	-375	-504	-504	-491	-474	-462	-452	-446	-440
Orig	OP:	0	0									
	OT:	460	-223	-375	-504	-504	-491	-474	-462	-452	-446	-440



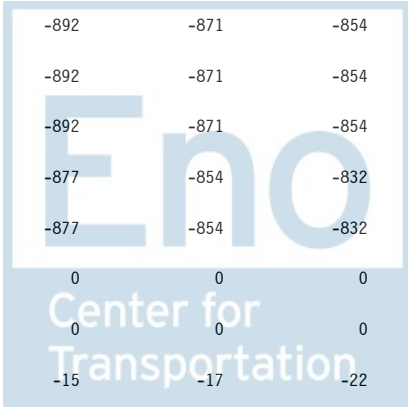
Sorted by FUNC, SFUN, TID, SUB
 (amounts in millions)

		2015	2016	2017	2018	2019	2020	2021	2022	2023	2024	2025
NET INTEREST (900)												
National Archives and Records Administration												
National Archives and Records Administration												
Interest and dividends on non-federal securities, National Archives and Records												
088 9990 8 7 909 CB01 XX XX 30 N												
Offsetting Receipts												
Pres 16	BA:	-1	-1	-1	-1	-1	-1	-1	-1	-1	-1	-1
Reest	OP:	0	0									
	OT:	-1	-1	-1	-1	-1	-1	-1	-1	-1	-1	-1
Mar 15	BA:	-1	-1	-1	-1	-1	-1	-1	-1	-1	-1	-1
Base	OP:	0	0									
	OT:	-1	-1	-1	-1	-1	-1	-1	-1	-1	-1	-1
Orig	BA:	-1	-1	-1	-1	-1	-1	-1	-1	-1	-1	-1
Pres	OP:	0	0									
	OT:	-1	-1	-1	-1	-1	-1	-1	-1	-1	-1	-1
Reest -	BA:	0	0	0	0	0	0	0	0	0	0	0
Mar15	OP:	0	0									
	OT:	0	0	0	0	0	0	0	0	0	0	0
Reest -	BA:	0	0	0	0	0	0	0	0	0	0	0
Orig	OP:	0	0									
	OT:	0	0	0	0	0	0	0	0	0	0	0



Sorted by FUNC, SFUN, TID, SUB
 (amounts in millions)

		2015	2016	2017	2018	2019	2020	2021	2022	2023	2024	2025
NET INTEREST (900)												
Other Independent Agencies												
Other Independent Agencies												
Earnings on investments--RR retirement board												
099 9990 8 7 909 CB02 XX XX 30												
Offsetting Receipts												
Pres 16	BA:	0	0	0	0	0	0	0	0	0	0	0
Reest	OP:	0	0	0	0	0	0	0	0	0	0	0
	OT:	0	0	0	0	0	0	0	0	0	0	0
Mar 15	BA:	0	0	0	0	0	0	0	0	0	0	0
Base	OP:	0	0	0	0	0	0	0	0	0	0	0
	OT:	0	0	0	0	0	0	0	0	0	0	0
Orig	BA:	-370	-396	-431	-451	-465	-473	-462	-447	-435	-424	-414
Pres	OP:	0	0	0	0	0	0	0	0	0	0	0
	OT:	-370	-396	-431	-451	-465	-473	-462	-447	-435	-424	-414
Reest -	BA:	0	0	0	0	0	0	0	0	0	0	0
Mar15	OP:	0	0	0	0	0	0	0	0	0	0	0
	OT:	0	0	0	0	0	0	0	0	0	0	0
Reest -	BA:	370	396	431	451	465	473	462	447	435	424	414
Orig	OP:	0	0	0	0	0	0	0	0	0	0	0
	OT:	370	396	431	451	465	473	462	447	435	424	414
Subfunction Total for 909 Other investment income (909)												
Pres 16	BA:	-161	-604	-789	-938	-951	-946	-919	-892	-871	-854	-838
Reest	OP:	0	0	0	0	0	0	0	0	0	0	0
	OT:	-161	-604	-789	-938	-951	-946	-919	-892	-871	-854	-838
Mar 15	BA:	-161	-604	-789	-938	-951	-946	-919	-892	-871	-854	-838
Base	OP:	0	0	0	0	0	0	0	0	0	0	0
	OT:	-161	-604	-789	-938	-951	-946	-919	-892	-871	-854	-838
Orig	BA:	-991	-777	-845	-885	-912	-928	-907	-877	-854	-832	-812
Pres	OP:	0	0	0	0	0	0	0	0	0	0	0
	OT:	-991	-777	-845	-885	-912	-928	-907	-877	-854	-832	-812
Reest -	BA:	0	0	0	0	0	0	0	0	0	0	0
Mar15	OP:	0	0	0	0	0	0	0	0	0	0	0
	OT:	0	0	0	0	0	0	0	0	0	0	0
Reest -	BA:	830	173	56	-53	-39	-18	-12	-15	-17	-22	-26
Orig	OP:	0	0	0	0	0	0	0	0	0	0	0
	OT:	830	173	56	-53	-39	-18	-12	-15	-17	-22	-26




Sorted by FUNC, SFUN, TID, SUB
(amounts in millions)

	2015	2016	2017	2018	2019	2020	2021	2022	2023	2024	2025
NET INTEREST (900)											



Sorted by FUNC, SFUN, TID, SUB
 (amounts in millions)

		2015	2016	2017	2018	2019	2020	2021	2022	2023	2024	2025
Function Total for 900 NET INTEREST (900)												
On Budget												
Pres 16	BA:	326,596	368,902	421,272	494,228	560,202	621,298	671,109	721,582	769,645	814,278	850,543
Reest	OP:	0	0									
	OT:	326,596	368,902	421,272	494,228	560,202	621,298	671,109	721,582	769,645	814,278	850,543
Mar 15	BA:	325,969	368,837	422,364	497,541	566,360	631,638	685,508	741,484	796,365	846,609	889,846
Base	OP:	0	0									
	OT:	325,969	368,837	422,364	497,541	566,360	631,638	685,508	741,484	796,365	846,609	889,846
Orig	BA:	325,160	374,728	450,675	511,113	570,399	627,307	678,097	726,554	772,367	812,494	848,516
Pres	OP:	24	24									
	OT:	325,160	374,728	450,675	511,113	570,399	627,307	678,097	726,554	772,367	812,494	848,516
Reest -	BA:	627	65	-1,092	-3,313	-6,158	-10,340	-14,399	-19,902	-26,720	-32,331	-39,303
Mar15	OP:	0	0									
	OT:	627	65	-1,092	-3,313	-6,158	-10,340	-14,399	-19,902	-26,720	-32,331	-39,303
Reest -	BA:	1,436	-5,826	-29,403	-16,885	-10,197	-6,009	-6,988	-4,972	-2,722	1,784	2,027
Orig	OP:	-24	-24									
	OT:	1,436	-5,826	-29,403	-16,885	-10,197	-6,009	-6,988	-4,972	-2,722	1,784	2,027
Off Budget												
Pres 16	BA:	-97,300	-92,200	-91,400	-92,200	-94,300	-94,900	-95,300	-94,200	-91,900	-88,000	-82,000
Reest	OP:	0	0									
	OT:	-97,300	-92,200	-91,400	-92,200	-94,300	-94,900	-95,300	-94,200	-91,900	-88,000	-82,000
Mar 15	BA:	-97,300	-92,200	-91,400	-92,200	-94,300	-94,900	-95,300	-94,200	-91,900	-88,000	-82,000
Base	OP:	0	0									
	OT:	-97,300	-92,200	-91,400	-92,200	-94,300	-94,900	-95,300	-94,200	-91,900	-88,000	-82,000
Orig	BA:	-96,009	-91,679	-89,418	-86,880	-86,922	-83,537	-81,418	-77,786	-72,476	-68,281	-63,165
Pres	OP:	0	0									
	OT:	-96,009	-91,679	-89,418	-86,880	-86,922	-83,537	-81,418	-77,786	-72,476	-68,281	-63,165
Reest -	BA:	0	0	0	0	0	0	0	0	0	0	0
Mar15	OP:	0	0									
	OT:	0	0	0	0	0	0	0	0	0	0	0
Reest -	BA:	-1,291	-521	-1,982	-5,320	-7,378	-11,363	-13,882	-16,414	-19,424	-19,719	-18,835
Orig	OP:	0	0									
	OT:	-1,291	-521	-1,982	-5,320	-7,378	-11,363	-13,882	-16,414	-19,424	-19,719	-18,835



Sorted by FUNC, SFUN, TID, SUB
 (amounts in millions)

		2015	2016	2017	2018	2019	2020	2021	2022	2023	2024	2025
Total												
Pres 16	BA:	229,296	276,702	329,872	402,028	465,902	526,398	575,809	627,382	677,745	726,278	768,543
Reest	OP:	0	0									
	OT:	229,296	276,702	329,872	402,028	465,902	526,398	575,809	627,382	677,745	726,278	768,543
Mar 15	BA:	228,669	276,637	330,964	405,341	472,060	536,738	590,208	647,284	704,465	758,609	807,846
Base	OP:	0	0									
	OT:	228,669	276,637	330,964	405,341	472,060	536,738	590,208	647,284	704,465	758,609	807,846
Orig	BA:	229,151	283,049	361,257	424,233	483,477	543,770	596,679	648,768	699,891	744,213	785,351
Pres	OP:	24	24									
	OT:	229,151	283,049	361,257	424,233	483,477	543,770	596,679	648,768	699,891	744,213	785,351
Reest -	BA:	627	65	-1,092	-3,313	-6,158	-10,340	-14,399	-19,902	-26,720	-32,331	-39,303
Mar15	OP:	0	0									
	OT:	627	65	-1,092	-3,313	-6,158	-10,340	-14,399	-19,902	-26,720	-32,331	-39,303
Reest -	BA:	145	-6,347	-31,385	-22,205	-17,575	-17,372	-20,870	-21,386	-22,146	-17,935	-16,808
Orig	OP:	-24	-24									
	OT:	145	-6,347	-31,385	-22,205	-17,575	-17,372	-20,870	-21,386	-22,146	-17,935	-16,808



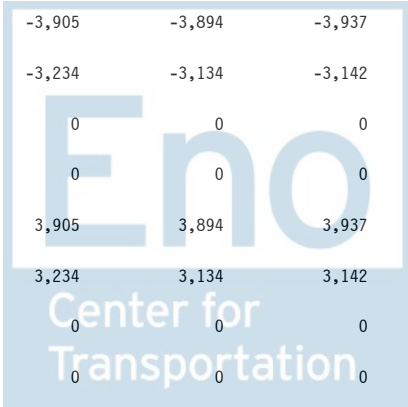
Sorted by FUNC, SFUN, TID, SUB
 (amounts in millions)

		2015	2016	2017	2018	2019	2020	2021	2022	2023	2024	2025
ALLOWANCES (920)												
ALLOWANCES (920)												
Multi-Agency												
Budget Committee Unspecified Changes												
Reduction to comply with discretionary cap												
091 9194 0 1 920 AA01 AP AP 00 A												
Appropriation												
Pres 16	BA:	0	0	0	0	0	0	0	0	0	0	0
Reest	OP:	0	0									
	OT:	0	0	0	0	0	0	0	0	0	0	0
Mar 15	BA:	0	-32,001	-33,155	-36,281	-38,051	-41,665	-45,060	-47,808	-49,830	-50,425	-52,052
Base	OP:	0	0									
	OT:	0	-16,865	-27,201	-32,207	-35,191	-38,827	-42,009	-44,969	-47,349	-48,738	-50,143
Orig	BA:	0	0	0	0	0	0	0	0	0	0	0
Pres	OP:	0	0									
	OT:	0	0	0	0	0	0	0	0	0	0	0
Reest -	BA:	0	32,001	33,155	36,281	38,051	41,665	45,060	47,808	49,830	50,425	52,052
Mar15	OP:	0	0									
	OT:	0	16,865	27,201	32,207	35,191	38,827	42,009	44,969	47,349	48,738	50,143
Reest -	BA:	0	0	0	0	0	0	0	0	0	0	0
Orig	OP:	0	0									
	OT:	0	0	0	0	0	0	0	0	0	0	0



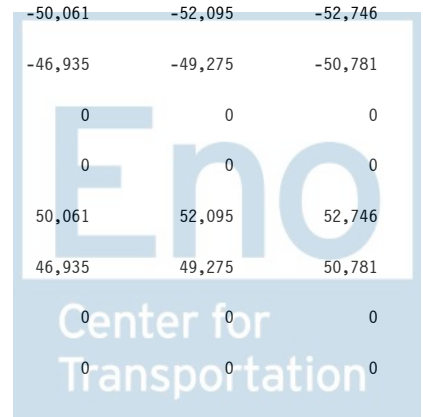
Sorted by FUNC, SFUN, TID, SUB
 (amounts in millions)

		2015	2016	2017	2018	2019	2020	2021	2022	2023	2024	2025
ALLOWANCES (920)												
091 9194 0 1 920 AA04 AP AP 00 A												
Appropriation												
Pres 16	BA:	0	0	0	0	0	0	0	0	0	0	0
Reest	OP:	0	0									
	OT:	0	0	0	0	0	0	0	0	0	0	0
Mar 15	BA:	0	0	0	0	-441	-270	-310	-317	-324	-331	-339
Base	OP:	0	0									
	OT:	0	0	0	0	0	-22	-36	-73	-102	-200	-194
Orig	BA:	0	0	0	0	0	0	0	0	0	0	0
Pres	OP:	0	0									
	OT:	0	0	0	0	0	0	0	0	0	0	0
Reest -	BA:	0	0	0	0	441	270	310	317	324	331	339
Mar15	OP:	0	0									
	OT:	0	0	0	0	0	22	36	73	102	200	194
Reest -	BA:	0	0	0	0	0	0	0	0	0	0	0
Orig	OP:	0	0									
	OT:	0	0	0	0	0	0	0	0	0	0	0
091 9194 0 1 920 BS01 XX XX 10 A												
Sequester												
Pres 16	BA:	0	0	0	0	0	0	0	0	0	0	0
Reest	OP:	0	0									
	OT:	0	0	0	0	0	0	0	0	0	0	0
Mar 15	BA:	0	0	-5,219	-4,716	-4,471	-4,730	-3,937	-3,905	-3,894	-3,937	0
Base	OP:	0	0									
	OT:	0	0	-2,745	-3,117	-3,527	-3,670	-3,330	-3,234	-3,134	-3,142	-1,061
Orig	BA:	0	0	0	0	0	0	0	0	0	0	0
Pres	OP:	0	0									
	OT:	0	0	0	0	0	0	0	0	0	0	0
Reest -	BA:	0	0	5,219	4,716	4,471	4,730	3,937	3,905	3,894	3,937	0
Mar15	OP:	0	0									
	OT:	0	0	2,745	3,117	3,527	3,670	3,330	3,234	3,134	3,142	1,061
Reest -	BA:	0	0	0	0	0	0	0	0	0	0	0
Orig	OP:	0	0									
	OT:	0	0	0	0	0	0	0	0	0	0	0



Sorted by FUNC, SFUN, TID, SUB
 (amounts in millions)

		2015	2016	2017	2018	2019	2020	2021	2022	2023	2024	2025
ALLOWANCES (920)												
091 9194 0 1 920 BS20 XX XX 10 A												
Sequester												
Pres 16	BA:	0	0	0	0	0	0	0	0	0	0	0
Reest	OP:	0	0									
	OT:	0	0	0	0	0	0	0	0	0	0	0
Mar 15	BA:	0	0	0	2,610	2,358	2,236	2,365	1,969	1,953	1,947	1,968
Base	OP:	0	0									
	OT:	0	0	0	1,503	1,499	1,465	1,554	1,341	1,310	1,299	1,307
Orig	BA:	0	0	0	0	0	0	0	0	0	0	0
Pres	OP:	0	0									
	OT:	0	0	0	0	0	0	0	0	0	0	0
Reest -	BA:	0	0	0	-2,610	-2,358	-2,236	-2,365	-1,969	-1,953	-1,947	-1,968
Mar15	OP:	0	0									
	OT:	0	0	0	-1,503	-1,499	-1,465	-1,554	-1,341	-1,310	-1,299	-1,307
Reest -	BA:	0	0	0	0	0	0	0	0	0	0	0
Orig	OP:	0	0									
	OT:	0	0	0	0	0	0	0	0	0	0	0
Account Total for Reduction to comply with discretionary cap												
Pres 16	BA:	0	0	0	0	0	0	0	0	0	0	0
Reest	OP:	0	0									
	OT:	0	0	0	0	0	0	0	0	0	0	0
Mar 15	BA:	0	-32,001	-38,374	-38,387	-40,605	-44,429	-46,942	-50,061	-52,095	-52,746	-50,423
Base	OP:	0	0									
	OT:	0	-16,865	-29,946	-33,821	-37,219	-41,054	-43,821	-46,935	-49,275	-50,781	-50,091
Orig	BA:	0	0	0	0	0	0	0	0	0	0	0
Pres	OP:	0	0									
	OT:	0	0	0	0	0	0	0	0	0	0	0
Reest -	BA:	0	32,001	38,374	38,387	40,605	44,429	46,942	50,061	52,095	52,746	50,423
Mar15	OP:	0	0									
	OT:	0	16,865	29,946	33,821	37,219	41,054	43,821	46,935	49,275	50,781	50,091
Reest -	BA:	0	0	0	0	0	0	0	0	0	0	0
Orig	OP:	0	0									
	OT:	0	0	0	0	0	0	0	0	0	0	0



Sorted by FUNC, SFUN, TID, SUB
 (amounts in millions)

		2015	2016	2017	2018	2019	2020	2021	2022	2023	2024	2025
ALLOWANCES (920)												
Subfunction	Total for 920 ALLOWANCES (920)											
Pres 16	BA:	0	0	0	0	0	0	0	0	0	0	0
Reest	OP:	0	0									
	OT:	0	0	0	0	0	0	0	0	0	0	0
Mar 15	BA:	0	-32,001	-38,374	-38,387	-40,605	-44,429	-46,942	-50,061	-52,095	-52,746	-50,423
Base	OP:	0	0									
	OT:	0	-16,865	-29,946	-33,821	-37,219	-41,054	-43,821	-46,935	-49,275	-50,781	-50,091
Orig	BA:	0	0	0	0	0	0	0	0	0	0	0
Pres	OP:	0	0									
	OT:	0	0	0	0	0	0	0	0	0	0	0
Reest -	BA:	0	32,001	38,374	38,387	40,605	44,429	46,942	50,061	52,095	52,746	50,423
Mar15	OP:	0	0									
	OT:	0	16,865	29,946	33,821	37,219	41,054	43,821	46,935	49,275	50,781	50,091
Reest -	BA:	0	0	0	0	0	0	0	0	0	0	0
Orig	OP:	0	0									
	OT:	0	0	0	0	0	0	0	0	0	0	0



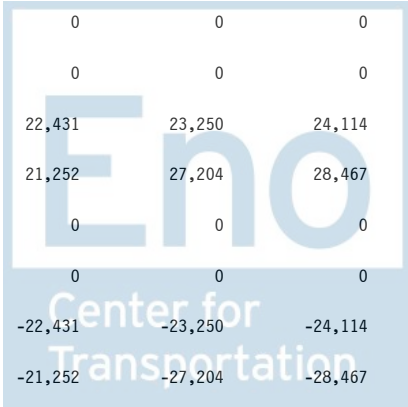
Sorted by FUNC, SFUN, TID, SUB
 (amounts in millions)

		2015	2016	2017	2018	2019	2020	2021	2022	2023	2024	2025
ALLOWANCES (920)												
Reductions for Joint Committee Enforcement (922)												
Allowances												
Allowances												
Reductions for Joint Committee Enforcement (Nondefense)												
999 9022 0 1 922 BA01 99 99 10												
Federal Fund												
Pres 16	BA:	0	0	0	0	0	0	0	0	0	0	0
Reest	OP:	0	0									
	OT:	0	0	0	0	0	0	0	0	0	0	0
Mar 15	BA:	0	0	0	0	0	0	0	0	0	0	0
Base	OP:	0	0									
	OT:	0	0	0	0	0	0	0	0	0	0	0
Orig	BA:	0	-12,513	-23,999	-18,058	-18,994	-19,827	-20,713	-22,431	-23,250	-24,114	0
Pres	OP:	0	0									
	OT:	0	-10,779	-17,605	-17,545	-18,087	-19,023	-19,882	-21,252	-27,204	-28,467	-869
Reest -	BA:	0	0	0	0	0	0	0	0	0	0	0
Mar15	OP:	0	0									
	OT:	0	0	0	0	0	0	0	0	0	0	0
Reest -	BA:	0	12,513	23,999	18,058	18,994	19,827	20,713	22,431	23,250	24,114	0
Orig	OP:	0	0									
	OT:	0	10,779	17,605	17,545	18,087	19,023	19,882	21,252	27,204	28,467	869




Sorted by FUNC, SFUN, TID, SUB
 (amounts in millions)

		2015	2016	2017	2018	2019	2020	2021	2022	2023	2024	2025
ALLOWANCES (920)												
999 9022 0 1 922 EA01 99 99 10												
Proposed Legislation												
Pres 16	BA:	0	0	0	0	0	0	0	0	0	0	0
Reest	OP:	0	0									
	OT:	0	0	0	0	0	0	0	0	0	0	0
Mar 15	BA:	0	0	0	0	0	0	0	0	0	0	0
Base	OP:	0	0									
	OT:	0	0	0	0	0	0	0	0	0	0	0
Orig	BA:	0	12,513	5,999	0	0	0	0	0	0	0	0
Pres	OP:	0	0									
	OT:	0	10,779	7,260	0	0	0	0	0	0	0	0
Reest -	BA:	0	0	0	0	0	0	0	0	0	0	0
Mar15	OP:	0	0									
	OT:	0	0	0	0	0	0	0	0	0	0	0
Reest -	BA:	0	-12,513	-5,999	0	0	0	0	0	0	0	0
Orig	OP:	0	0									
	OT:	0	-10,779	-7,260	0	0	0	0	0	0	0	0
999 9022 0 1 922 EA02 99 99 10												
Proposed Legislation												
Pres 16	BA:	0	0	0	0	0	0	0	0	0	0	0
Reest	OP:	0	0									
	OT:	0	0	0	0	0	0	0	0	0	0	0
Mar 15	BA:	0	0	0	0	0	0	0	0	0	0	0
Base	OP:	0	0									
	OT:	0	0	0	0	0	0	0	0	0	0	0
Orig	BA:	0	0	18,000	18,058	18,994	19,827	20,713	22,431	23,250	24,114	0
Pres	OP:	0	0									
	OT:	0	0	10,345	17,545	18,087	19,023	19,882	21,252	27,204	28,467	869
Reest -	BA:	0	0	0	0	0	0	0	0	0	0	0
Mar15	OP:	0	0									
	OT:	0	0	0	0	0	0	0	0	0	0	0
Reest -	BA:	0	0	-18,000	-18,058	-18,994	-19,827	-20,713	-22,431	-23,250	-24,114	0
Orig	OP:	0	0									
	OT:	0	0	-10,345	-17,545	-18,087	-19,023	-19,882	-21,252	-27,204	-28,467	-869



Sorted by FUNC, SFUN, TID, SUB
 (amounts in millions)

		2015	2016	2017	2018	2019	2020	2021	2022	2023	2024	2025
ALLOWANCES (920)												
Account Total for Reductions for Joint Committee Enforcement (Nondefense)												
Pres 16	BA:	0	0	0	0	0	0	0	0	0	0	0
Reest	OP:	0	0									
	OT:	0	0	0	0	0	0	0	0	0	0	0
Mar 15	BA:	0	0	0	0	0	0	0	0	0	0	0
Base	OP:	0	0									
	OT:	0	0	0	0	0	0	0	0	0	0	0
Orig	BA:	0	0	0	0	0	0	0	0	0	0	0
Pres	OP:	0	0									
	OT:	0	0	0	0	0	0	0	0	0	0	0
Reest -	BA:	0	0	0	0	0	0	0	0	0	0	0
Mar15	OP:	0	0									
	OT:	0	0	0	0	0	0	0	0	0	0	0
Reest -	BA:	0	0	0	0	0	0	0	0	0	0	0
Orig	OP:	0	0									
	OT:	0	0	0	0	0	0	0	0	0	0	0
Subfunction Total for 922 Reductions for Joint Committee Enforcement (922)												
Pres 16	BA:	0	0	0	0	0	0	0	0	0	0	0
Reest	OP:	0	0									
	OT:	0	0	0	0	0	0	0	0	0	0	0
Mar 15	BA:	0	0	0	0	0	0	0	0	0	0	0
Base	OP:	0	0									
	OT:	0	0	0	0	0	0	0	0	0	0	0
Orig	BA:	0	0	0	0	0	0	0	0	0	0	0
Pres	OP:	0	0									
	OT:	0	0	0	0	0	0	0	0	0	0	0
Reest -	BA:	0	0	0	0	0	0	0	0	0	0	0
Mar15	OP:	0	0									
	OT:	0	0	0	0	0	0	0	0	0	0	0
Reest -	BA:	0	0	0	0	0	0	0	0	0	0	0
Orig	OP:	0	0									
	OT:	0	0	0	0	0	0	0	0	0	0	0



Sorted by FUNC, SFUN, TID, SUB
(amounts in millions)

	2015	2016	2017	2018	2019	2020	2021	2022	2023	2024	2025
ALLOWANCES (920)											



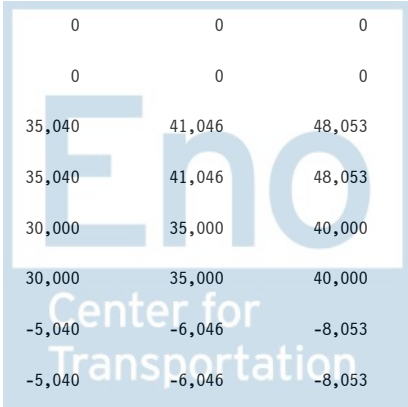
Sorted by FUNC, SFUN, TID, SUB
 (amounts in millions)

		2015	2016	2017	2018	2019	2020	2021	2022	2023	2024	2025
ALLOWANCES (920)												
Allowances (923)												
Immigration Reform												
999 9023 0 1 923 EA01 42 86 10												
Proposed Legislation												
Pres 16	BA:	0	5,000	10,000	15,000	20,000	20,000	25,000	30,000	35,000	40,000	50,000
Reest	OP:	0	0									
	OT:	0	5,000	10,000	15,000	20,000	20,000	25,000	30,000	35,000	40,000	50,000
Mar 15	BA:	0	0	0	0	0	0	0	0	0	0	0
Base	OP:	0	0									
	OT:	0	0	0	0	0	0	0	0	0	0	0
Orig	BA:	0	8,000	11,000	18,000	24,000	28,000	29,000	35,000	41,000	48,000	56,000
Pres	OP:	0	0									
	OT:	0	8,000	11,000	18,000	24,000	28,000	29,000	35,000	41,000	48,000	56,000
Reest -	BA:	0	5,000	10,000	15,000	20,000	20,000	25,000	30,000	35,000	40,000	50,000
Mar15	OP:	0	0									
	OT:	0	5,000	10,000	15,000	20,000	20,000	25,000	30,000	35,000	40,000	50,000
Reest -	BA:	0	-3,000	-1,000	-3,000	-4,000	-8,000	-4,000	-5,000	-6,000	-8,000	-6,000
Orig	OP:	0	0									
	OT:	0	-3,000	-1,000	-3,000	-4,000	-8,000	-4,000	-5,000	-6,000	-8,000	-6,000



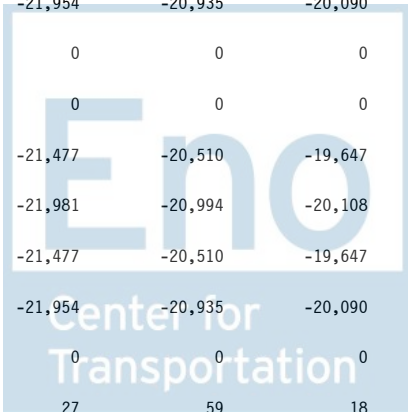
Sorted by FUNC, SFUN, TID, SUB
 (amounts in millions)

		2015	2016	2017	2018	2019	2020	2021	2022	2023	2024	2025
ALLOWANCES (920)												
Debt Collection Initiatives												
999 9080 0 1 923 EA01 99 99 10												
Proposed Legislation												
Pres 16	BA:	0	0	0	0	0	0	0	0	0	0	0
Reest	OP:	0	0									
	OT:	0	0	0	0	0	0	0	0	0	0	0
Mar 15	BA:	0	0	0	0	0	0	0	0	0	0	0
Base	OP:	0	0									
	OT:	0	0	0	0	0	0	0	0	0	0	0
Orig	BA:	0	1,890	9	14	21	27	33	40	46	53	60
Pres	OP:	0	0									
	OT:	0	1,890	9	14	21	27	33	40	46	53	60
Reest -	BA:	0	0	0	0	0	0	0	0	0	0	0
Mar15	OP:	0	0									
	OT:	0	0	0	0	0	0	0	0	0	0	0
Reest -	BA:	0	-1,890	-9	-14	-21	-27	-33	-40	-46	-53	-60
Orig	OP:	0	0									
	OT:	0	-1,890	-9	-14	-21	-27	-33	-40	-46	-53	-60
Subfunction Total for 923 Allowances (923)												
Pres 16	BA:	0	5,000	10,000	15,000	20,000	20,000	25,000	30,000	35,000	40,000	50,000
Reest	OP:	0	0									
	OT:	0	5,000	10,000	15,000	20,000	20,000	25,000	30,000	35,000	40,000	50,000
Mar 15	BA:	0	0	0	0	0	0	0	0	0	0	0
Base	OP:	0	0									
	OT:	0	0	0	0	0	0	0	0	0	0	0
Orig	BA:	0	9,890	11,009	18,014	24,021	28,027	29,033	35,040	41,046	48,053	56,060
Pres	OP:	0	0									
	OT:	0	9,890	11,009	18,014	24,021	28,027	29,033	35,040	41,046	48,053	56,060
Reest -	BA:	0	5,000	10,000	15,000	20,000	20,000	25,000	30,000	35,000	40,000	50,000
Mar15	OP:	0	0									
	OT:	0	5,000	10,000	15,000	20,000	20,000	25,000	30,000	35,000	40,000	50,000
Reest -	BA:	0	-4,890	-1,009	-3,014	-4,021	-8,027	-4,033	-5,040	-6,046	-8,053	-6,060
Orig	OP:	0	0									
	OT:	0	-4,890	-1,009	-3,014	-4,021	-8,027	-4,033	-5,040	-6,046	-8,053	-6,060



Sorted by FUNC, SFUN, TID, SUB
 (amounts in millions)

		2015	2016	2017	2018	2019	2020	2021	2022	2023	2024	2025
ALLOWANCES (920)												
Adjustment to continue certain accounts at baseline levels (924)												
Adjustment for Budget Control Act Caps (Non-Security)												
999 9008 0 1 924 AA01 AP AP 03												
Appropriation												
Pres 16	BA:	0	0	-22,907	-23,743	-22,125	-26,998	-22,065	-21,477	-20,510	-19,647	-19,467
Reest	OP:	0	0									
	OT:	0	0	-12,003	-19,474	-21,013	-23,949	-23,358	-21,954	-20,935	-20,090	-19,487
Mar 15	BA:	0	0	0	0	0	0	0	0	0	0	0
Base	OP:	0	0									
	OT:	0	0	0	0	0	0	0	0	0	0	0
Orig	BA:	0	0	-22,907	-23,743	-22,125	-26,998	-22,065	-21,477	-20,510	-19,647	-19,467
Pres	OP:	0	0									
	OT:	0	0	-13,709	-20,546	-21,634	-24,766	-23,266	-21,981	-20,994	-20,108	-19,643
Reest -	BA:	0	0	-22,907	-23,743	-22,125	-26,998	-22,065	-21,477	-20,510	-19,647	-19,467
Mar15	OP:	0	0									
	OT:	0	0	-12,003	-19,474	-21,013	-23,949	-23,358	-21,954	-20,935	-20,090	-19,487
Reest -	BA:	0	0	0	0	0	0	0	0	0	0	0
Orig	OP:	0	0									
	OT:	0	0	1,706	1,072	621	817	-92	27	59	18	156
Subfunction Total for 924 Adjustment to continue certain accounts at baseline levels (924)												
Pres 16	BA:	0	0	-22,907	-23,743	-22,125	-26,998	-22,065	-21,477	-20,510	-19,647	-19,467
Reest	OP:	0	0									
	OT:	0	0	-12,003	-19,474	-21,013	-23,949	-23,358	-21,954	-20,935	-20,090	-19,487
Mar 15	BA:	0	0	0	0	0	0	0	0	0	0	0
Base	OP:	0	0									
	OT:	0	0	0	0	0	0	0	0	0	0	0
Orig	BA:	0	0	-22,907	-23,743	-22,125	-26,998	-22,065	-21,477	-20,510	-19,647	-19,467
Pres	OP:	0	0									
	OT:	0	0	-13,709	-20,546	-21,634	-24,766	-23,266	-21,981	-20,994	-20,108	-19,643
Reest -	BA:	0	0	-22,907	-23,743	-22,125	-26,998	-22,065	-21,477	-20,510	-19,647	-19,467
Mar15	OP:	0	0									
	OT:	0	0	-12,003	-19,474	-21,013	-23,949	-23,358	-21,954	-20,935	-20,090	-19,487
Reest -	BA:	0	0	0	0	0	0	0	0	0	0	0
Orig	OP:	0	0									
	OT:	0	0	1,706	1,072	621	817	-92	27	59	18	156




Sorted by FUNC, SFUN, TID, SUB
(amounts in millions)

	2015	2016	2017	2018	2019	2020	2021	2022	2023	2024	2025
ALLOWANCES (920)											



Sorted by FUNC, SFUN, TID, SUB
 (amounts in millions)

		2015	2016	2017	2018	2019	2020	2021	2022	2023	2024	2025
ALLOWANCES (920)												
Allowance for future disaster costs (925)												
Future Disaster Costs												
999 9025 0 1 925 BA01 99 99 10												
Federal Fund												
Pres 16	BA:	0	0	0	0	0	0	0	0	0	0	0
Reest	OP:	0	0									
	OT:	0	0	0	0	0	0	0	0	0	0	0
Mar 15	BA:	0	0	0	0	0	0	0	0	0	0	0
Base	OP:	0	0									
	OT:	0	0	0	0	0	0	0	0	0	0	0
Orig	BA:	7,500	10,000	10,000	10,000	10,000	10,000	10,000	10,000	10,000	10,000	10,000
Pres	OP:	0	3,000									
	OT:	1,875	5,500	7,625	8,375	8,875	9,375	9,875	10,000	10,000	10,000	10,000
Reest -	BA:	0	0	0	0	0	0	0	0	0	0	0
Mar15	OP:	0	0									
	OT:	0	0	0	0	0	0	0	0	0	0	0
Reest -	BA:	-7,500	-10,000	-10,000	-10,000	-10,000	-10,000	-10,000	-10,000	-10,000	-10,000	-10,000
Orig	OP:	0	-3,000									
	OT:	-1,875	-5,500	-7,625	-8,375	-8,875	-9,375	-9,875	-10,000	-10,000	-10,000	-10,000
Subfunction Total for 925 Allowance for future disaster costs (925)												
Pres 16	BA:	0	0	0	0	0	0	0	0	0	0	0
Reest	OP:	0	0									
	OT:	0	0	0	0	0	0	0	0	0	0	0
Mar 15	BA:	0	0	0	0	0	0	0	0	0	0	0
Base	OP:	0	0									
	OT:	0	0	0	0	0	0	0	0	0	0	0
Orig	BA:	7,500	10,000	10,000	10,000	10,000	10,000	10,000	10,000	10,000	10,000	10,000
Pres	OP:	0	3,000									
	OT:	1,875	5,500	7,625	8,375	8,875	9,375	9,875	10,000	10,000	10,000	10,000
Reest -	BA:	0	0	0	0	0	0	0	0	0	0	0
Mar15	OP:	0	0									
	OT:	0	0	0	0	0	0	0	0	0	0	0
Reest -	BA:	-7,500	-10,000	-10,000	-10,000	-10,000	-10,000	-10,000	-10,000	-10,000	-10,000	-10,000
Orig	OP:	0	-3,000									
	OT:	-1,875	-5,500	-7,625	-8,375	-8,875	-9,375	-9,875	-10,000	-10,000	-10,000	-10,000



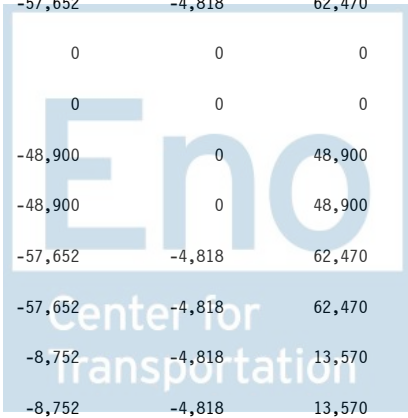
Sorted by FUNC, SFUN, TID, SUB
(amounts in millions)

	2015	2016	2017	2018	2019	2020	2021	2022	2023	2024	2025
ALLOWANCES (920)											



Sorted by FUNC, SFUN, TID, SUB
 (amounts in millions)

		2015	2016	2017	2018	2019	2020	2021	2022	2023	2024	2025
ALLOWANCES (920)												
Contingencies for other requirements (928)												
Adjustment To Benefit Payment Timing												
999 9028 0 1 928 EE01 XX XX 10												
Non-scoreable secondary effect												
Pres 16	BA:	0	-38,270	-3,634	41,904	0	0	0	-57,652	-4,818	62,470	0
Reest	OP:	0	0									
	OT:	0	-38,270	-3,634	41,904	0	0	0	-57,652	-4,818	62,470	0
Mar 15	BA:	0	0	0	0	0	0	0	0	0	0	0
Base	OP:	0	0									
	OT:	0	0	0	0	0	0	0	0	0	0	0
Orig	BA:	0	-37,600	0	37,600	0	0	0	-48,900	0	48,900	0
Pres	OP:	0	0									
	OT:	0	-37,600	0	37,600	0	0	0	-48,900	0	48,900	0
Reest -	BA:	0	-38,270	-3,634	41,904	0	0	0	-57,652	-4,818	62,470	0
Mar15	OP:	0	0									
	OT:	0	-38,270	-3,634	41,904	0	0	0	-57,652	-4,818	62,470	0
Reest -	BA:	0	-670	-3,634	4,304	0	0	0	-8,752	-4,818	13,570	0
Orig	OP:	0	0									
	OT:	0	-670	-3,634	4,304	0	0	0	-8,752	-4,818	13,570	0
Subfunction Total for 928 Contingencies for other requirements (928)												
Pres 16	BA:	0	-38,270	-3,634	41,904	0	0	0	-57,652	-4,818	62,470	0
Reest	OP:	0	0									
	OT:	0	-38,270	-3,634	41,904	0	0	0	-57,652	-4,818	62,470	0
Mar 15	BA:	0	0	0	0	0	0	0	0	0	0	0
Base	OP:	0	0									
	OT:	0	0	0	0	0	0	0	0	0	0	0
Orig	BA:	0	-37,600	0	37,600	0	0	0	-48,900	0	48,900	0
Pres	OP:	0	0									
	OT:	0	-37,600	0	37,600	0	0	0	-48,900	0	48,900	0
Reest -	BA:	0	-38,270	-3,634	41,904	0	0	0	-57,652	-4,818	62,470	0
Mar15	OP:	0	0									
	OT:	0	-38,270	-3,634	41,904	0	0	0	-57,652	-4,818	62,470	0
Reest -	BA:	0	-670	-3,634	4,304	0	0	0	-8,752	-4,818	13,570	0
Orig	OP:	0	0									
	OT:	0	-670	-3,634	4,304	0	0	0	-8,752	-4,818	13,570	0



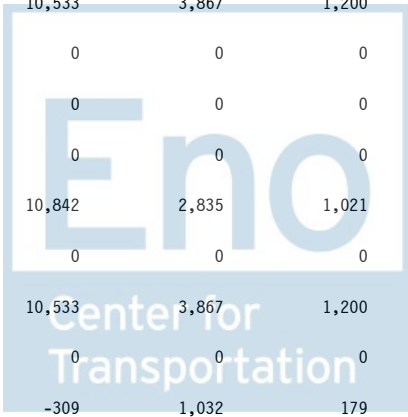
Sorted by FUNC, SFUN, TID, SUB
(amounts in millions)

	2015	2016	2017	2018	2019	2020	2021	2022	2023	2024	2025
ALLOWANCES (920)											



Sorted by FUNC, SFUN, TID, SUB
 (amounts in millions)

		2015	2016	2017	2018	2019	2020	2021	2022	2023	2024	2025
ALLOWANCES (920)												
Health security (929)												
Placeholder for Outyear OCO Costs												
999 9077 0 1 929 AA01 AP AP 03 War16												
Appropriation												
Pres 16	BA:	0	0	26,666	26,666	26,666	26,666	26,666	0	0	0	0
Reest	OP:	0	0									
	OT:	0	0	16,000	22,666	25,333	26,266	26,533	10,533	3,867	1,200	267
Mar 15	BA:	0	0	0	0	0	0	0	0	0	0	0
Base	OP:	0	0									
	OT:	0	0	0	0	0	0	0	0	0	0	0
Orig	BA:	0	0	26,666	26,666	26,666	26,666	26,666	0	0	0	0
Pres	OP:	0	0									
	OT:	0	0	15,824	23,832	25,645	26,184	26,450	10,842	2,835	1,021	483
Reest -	BA:	0	0	26,666	26,666	26,666	26,666	26,666	0	0	0	0
Mar15	OP:	0	0									
	OT:	0	0	16,000	22,666	25,333	26,266	26,533	10,533	3,867	1,200	267
Reest -	BA:	0	0	0	0	0	0	0	0	0	0	0
Orig	OP:	0	0									
	OT:	0	0	176	-1,166	-312	82	83	-309	1,032	179	-216
Subfunction Total for 929 Health security (929)												
Pres 16	BA:	0	0	26,666	26,666	26,666	26,666	26,666	0	0	0	0
Reest	OP:	0	0									
	OT:	0	0	16,000	22,666	25,333	26,266	26,533	10,533	3,867	1,200	267
Mar 15	BA:	0	0	0	0	0	0	0	0	0	0	0
Base	OP:	0	0									
	OT:	0	0	0	0	0	0	0	0	0	0	0
Orig	BA:	0	0	26,666	26,666	26,666	26,666	26,666	0	0	0	0
Pres	OP:	0	0									
	OT:	0	0	15,824	23,832	25,645	26,184	26,450	10,842	2,835	1,021	483
Reest -	BA:	0	0	26,666	26,666	26,666	26,666	26,666	0	0	0	0
Mar15	OP:	0	0									
	OT:	0	0	16,000	22,666	25,333	26,266	26,533	10,533	3,867	1,200	267
Reest -	BA:	0	0	0	0	0	0	0	0	0	0	0
Orig	OP:	0	0									
	OT:	0	0	176	-1,166	-312	82	83	-309	1,032	179	-216



Sorted by FUNC, SFUN, TID, SUB
(amounts in millions)

	2015	2016	2017	2018	2019	2020	2021	2022	2023	2024	2025
ALLOWANCES (920)											



Sorted by FUNC, SFUN, TID, SUB
 (amounts in millions)

		2015	2016	2017	2018	2019	2020	2021	2022	2023	2024	2025
Function Total for 920 ALLOWANCES (920)												
Pres 16	BA:	0	-33,270	10,125	59,827	24,541	19,668	29,601	-49,129	9,672	82,823	30,533
Reest	OP:	0	0									
	OT:	0	-33,270	10,363	60,096	24,320	22,317	28,175	-39,073	13,114	83,580	30,780
Mar 15	BA:	0	-32,001	-38,374	-38,387	-40,605	-44,429	-46,942	-50,061	-52,095	-52,746	-50,423
Base	OP:	0	0									
	OT:	0	-16,865	-29,946	-33,821	-37,219	-41,054	-43,821	-46,935	-49,275	-50,781	-50,091
Orig	BA:	7,500	-17,710	24,768	68,537	38,562	37,695	43,634	-25,337	30,536	87,306	46,593
Pres	OP:	0	3,000									
	OT:	1,875	-22,210	20,749	67,275	36,907	38,820	42,092	-14,999	32,887	87,866	46,900
Reest -	BA:	0	-1,269	48,499	98,214	65,146	64,097	76,543	932	61,767	135,569	80,956
Mar15	OP:	0	0									
	OT:	0	-16,405	40,309	93,917	61,539	63,371	71,996	7,862	62,389	134,361	80,871
Reest -	BA:	-7,500	-15,560	-14,643	-8,710	-14,021	-18,027	-14,033	-23,792	-20,864	-4,483	-16,060
Orig	OP:	0	-3,000									
	OT:	-1,875	-11,060	-10,386	-7,179	-12,587	-16,503	-13,917	-24,074	-19,773	-4,286	-16,120



Sorted by FUNC, SFUN, TID, SUB
(amounts in millions)

2015 2016 2017 2018 2019 2020 2021 2022 2023 2024 2025




Sorted by FUNC, SFUN, TID, SUB
 (amounts in millions)

		2015	2016	2017	2018	2019	2020	2021	2022	2023	2024	2025
UNDISTRIBUTED OFFSETTING RECEIPTS (950)												
Employer share, employee retirement (on-budget) (951)												
Office of Personnel Management												
Office of Personnel Management												
Postal service agency contributions, employees health benefits fund												
024 9991 8 9 951 AA01 XX XX 10												
Appropriation												
Pres 16	BA:	0	0	0	0	0	0	0	0	0	0	0
Reest	OP:	0	0									
	OT:	0	0	0	0	0	0	0	0	0	0	0
Mar 15	BA:	0	0	0	0	0	0	0	0	0	0	0
Base	OP:	0	0									
	OT:	0	0	0	0	0	0	0	0	0	0	0
Orig	BA:	0	0	-2,542	-2,661	-2,770	-2,915	-3,092	-3,281	-3,478	-3,687	-3,908
Pres	OP:	0	0									
	OT:	0	0	-2,542	-2,661	-2,770	-2,915	-3,092	-3,281	-3,478	-3,687	-3,908
Reest -	BA:	0	0	0	0	0	0	0	0	0	0	0
Mar15	OP:	0	0									
	OT:	0	0	0	0	0	0	0	0	0	0	0
Reest -	BA:	0	0	2,542	2,661	2,770	2,915	3,092	3,281	3,478	3,687	3,908
Orig	OP:	0	0									
	OT:	0	0	2,542	2,661	2,770	2,915	3,092	3,281	3,478	3,687	3,908



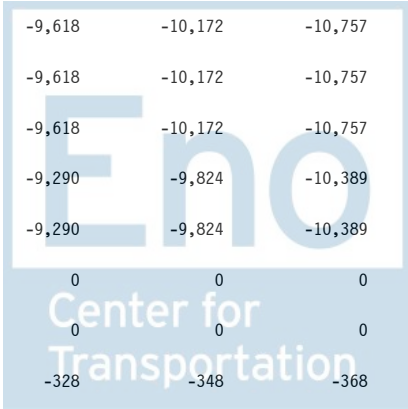
Sorted by FUNC, SFUN, TID, SUB
 (amounts in millions)

		2015	2016	2017	2018	2019	2020	2021	2022	2023	2024	2025
UNDISTRIBUTED OFFSETTING RECEIPTS (950)												
024 9991 8 9 951 CB01 XX XX 20 N												
Offsetting Receipts												
USPS normal cost payment for retiree health care												
Pres 16	BA:	0	0	-2,542	-2,661	-2,770	-2,915	-3,092	-3,281	-3,478	-3,687	-3,908
Reest	OP:	0	0									
	OT:	0	0	-2,542	-2,661	-2,770	-2,915	-3,092	-3,281	-3,478	-3,687	-3,908
Mar 15	BA:	0	0	-2,542	-2,661	-2,770	-2,915	-3,092	-3,281	-3,478	-3,687	-3,908
Base	OP:	0	0									
	OT:	0	0	-2,542	-2,661	-2,770	-2,915	-3,092	-3,281	-3,478	-3,687	-3,908
Orig	BA:	0	0	0	0	0	0	0	0	0	0	0
Pres	OP:	0	0									
	OT:	0	0	0	0	0	0	0	0	0	0	0
Reest -	BA:	0	0	0	0	0	0	0	0	0	0	0
Mar15	OP:	0	0									
	OT:	0	0	0	0	0	0	0	0	0	0	0
Reest -	BA:	0	0	-2,542	-2,661	-2,770	-2,915	-3,092	-3,281	-3,478	-3,687	-3,908
Orig	OP:	0	0									
	OT:	0	0	-2,542	-2,661	-2,770	-2,915	-3,092	-3,281	-3,478	-3,687	-3,908
024 9991 8 9 951 EA01 32 82 20												
Proposed Legislation												
Pres 16	BA:	0	0	0	0	0	0	0	0	0	0	0
Reest	OP:	0	0									
	OT:	0	0	0	0	0	0	0	0	0	0	0
Mar 15	BA:	0	0	0	0	0	0	0	0	0	0	0
Base	OP:	0	0									
	OT:	0	0	0	0	0	0	0	0	0	0	0
Orig	BA:	-2,357	-2,435	0	0	0	0	0	0	0	0	0
Pres	OP:	0	0									
	OT:	-2,357	-2,435	0	0	0	0	0	0	0	0	0
Reest -	BA:	0	0	0	0	0	0	0	0	0	0	0
Mar15	OP:	0	0									
	OT:	0	0	0	0	0	0	0	0	0	0	0
Reest -	BA:	2,357	2,435	0	0	0	0	0	0	0	0	0
Orig	OP:	0	0									
	OT:	2,357	2,435	0	0	0	0	0	0	0	0	0



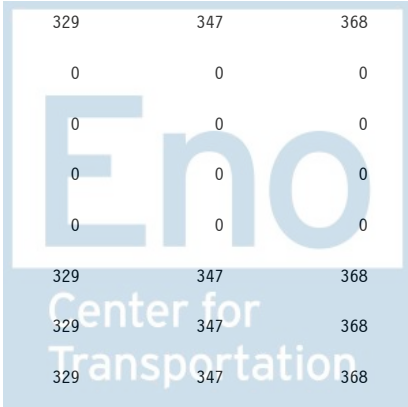
Sorted by FUNC, SFUN, TID, SUB
 (amounts in millions)

		2015	2016	2017	2018	2019	2020	2021	2022	2023	2024	2025
UNDISTRIBUTED OFFSETTING RECEIPTS (950)												
Account Total for Postal service agency contributions, employees health benefits fund												
Pres 16	BA:	0	0	-2,542	-2,661	-2,770	-2,915	-3,092	-3,281	-3,478	-3,687	-3,908
Reest	OP:	0	0									
	OT:	0	0	-2,542	-2,661	-2,770	-2,915	-3,092	-3,281	-3,478	-3,687	-3,908
Mar 15	BA:	0	0	-2,542	-2,661	-2,770	-2,915	-3,092	-3,281	-3,478	-3,687	-3,908
Base	OP:	0	0									
	OT:	0	0	-2,542	-2,661	-2,770	-2,915	-3,092	-3,281	-3,478	-3,687	-3,908
Orig	BA:	-2,357	-2,435	-2,542	-2,661	-2,770	-2,915	-3,092	-3,281	-3,478	-3,687	-3,908
Pres	OP:	0	0									
	OT:	-2,357	-2,435	-2,542	-2,661	-2,770	-2,915	-3,092	-3,281	-3,478	-3,687	-3,908
Reest -	BA:	0	0	0	0	0	0	0	0	0	0	0
Mar15	OP:	0	0									
	OT:	0	0	0	0	0	0	0	0	0	0	0
Reest -	BA:	2,357	2,435	0	0	0	0	0	0	0	0	0
Orig	OP:	0	0									
	OT:	2,357	2,435	0	0	0	0	0	0	0	0	0
Other Defense Civil Programs												
Retiree Health Care												
Employing agency contributions, DOD retiree health care fund												
097 9990 8 2 951 CB01 XX XX 20 A												
Offsetting Receipts												
Pres 16	BA:	-7,229	-6,830	-7,275	-7,692	-8,134	-8,600	-9,096	-9,618	-10,172	-10,757	-11,375
Reest	OP:	0	0									
	OT:	-7,229	-6,830	-7,275	-7,692	-8,134	-8,600	-9,096	-9,618	-10,172	-10,757	-11,375
Mar 15	BA:	-7,229	-6,830	-7,275	-7,692	-8,134	-8,600	-9,096	-9,618	-10,172	-10,757	-11,375
Base	OP:	0	0									
	OT:	-7,229	-6,830	-7,275	-7,692	-8,134	-8,600	-9,096	-9,618	-10,172	-10,757	-11,375
Orig	BA:	-7,229	-6,830	-7,132	-7,448	-7,855	-8,307	-8,784	-9,290	-9,824	-10,389	-10,987
Pres	OP:	0	0									
	OT:	-7,229	-6,830	-7,132	-7,448	-7,855	-8,307	-8,784	-9,290	-9,824	-10,389	-10,987
Reest -	BA:	0	0	0	0	0	0	0	0	0	0	0
Mar15	OP:	0	0									
	OT:	0	0	0	0	0	0	0	0	0	0	0
Reest -	BA:	0	0	-143	-244	-279	-293	-312	-328	-348	-368	-388
Orig	OP:	0	0									
	OT:	0	0	-143	-244	-279	-293	-312	-328	-348	-368	-388




Sorted by FUNC, SFUN, TID, SUB
 (amounts in millions)

		2015	2016	2017	2018	2019	2020	2021	2022	2023	2024	2025
UNDISTRIBUTED OFFSETTING RECEIPTS (950)												
097 9990 8 2 951 EE01 XX XX 20												
Non-scoreable secondary effect												
TFL Enrollment Fee and Rx Copay Increases												
Pres 16	BA:	0	0	413	427	451	474	502	529	560	591	627
Reest	OP:	0	0									
	OT:	0	0	413	427	451	474	502	529	560	591	627
Mar 15	BA:	0	0	0	0	0	0	0	0	0	0	0
Base	OP:	0	0									
	OT:	0	0	0	0	0	0	0	0	0	0	0
Orig	BA:	0	398	413	430	450	474	500	529	560	591	628
Pres	OP:	0	0									
	OT:	0	398	413	430	450	474	500	529	560	591	628
Reest -	BA:	0	0	413	427	451	474	502	529	560	591	627
Mar15	OP:	0	0									
	OT:	0	0	413	427	451	474	502	529	560	591	627
Reest -	BA:	0	-398	0	-3	1	0	2	0	0	0	-1
Orig	OP:	0	0									
	OT:	0	-398	0	-3	1	0	2	0	0	0	-1
097 9990 8 2 951 EE02 XX XX 20												
Non-scoreable secondary effect												
Proposed Endstrength Reductions												
Pres 16	BA:	0	0	142	242	279	293	312	329	347	368	388
Reest	OP:	0	0									
	OT:	0	0	142	242	279	293	312	329	347	368	388
Mar 15	BA:	0	0	0	0	0	0	0	0	0	0	0
Base	OP:	0	0									
	OT:	0	0	0	0	0	0	0	0	0	0	0
Orig	BA:	0	0	0	0	0	0	0	0	0	0	0
Pres	OP:	0	0									
	OT:	0	0	0	0	0	0	0	0	0	0	0
Reest -	BA:	0	0	142	242	279	293	312	329	347	368	388
Mar15	OP:	0	0									
	OT:	0	0	142	242	279	293	312	329	347	368	388
Reest -	BA:	0	0	142	242	279	293	312	329	347	368	388
Orig	OP:	0	0									
	OT:	0	0	142	242	279	293	312	329	347	368	388




Sorted by FUNC, SFUN, TID, SUB
 (amounts in millions)

		2015	2016	2017	2018	2019	2020	2021	2022	2023	2024	2025
UNDISTRIBUTED OFFSETTING RECEIPTS (950)												
Account Total for Employing agency contributions, DOD retiree health care fund												
Pres 16	BA:	-7,229	-6,830	-6,720	-7,023	-7,404	-7,833	-8,282	-8,760	-9,265	-9,798	-10,360
Reest	OP:	0	0									
	OT:	-7,229	-6,830	-6,720	-7,023	-7,404	-7,833	-8,282	-8,760	-9,265	-9,798	-10,360
Mar 15	BA:	-7,229	-6,830	-7,275	-7,692	-8,134	-8,600	-9,096	-9,618	-10,172	-10,757	-11,375
Base	OP:	0	0									
	OT:	-7,229	-6,830	-7,275	-7,692	-8,134	-8,600	-9,096	-9,618	-10,172	-10,757	-11,375
Orig	BA:	-7,229	-6,432	-6,719	-7,018	-7,405	-7,833	-8,284	-8,761	-9,264	-9,798	-10,359
Pres	OP:	0	0									
	OT:	-7,229	-6,432	-6,719	-7,018	-7,405	-7,833	-8,284	-8,761	-9,264	-9,798	-10,359
Reest -	BA:	0	0	555	669	730	767	814	858	907	959	1,015
Mar15	OP:	0	0									
	OT:	0	0	555	669	730	767	814	858	907	959	1,015
Reest -	BA:	0	-398	-1	-5	1	0	2	1	-1	0	-1
Orig	OP:	0	0									
	OT:	0	-398	-1	-5	1	0	2	1	-1	0	-1
Military Retirement												
Federal contributions (concurrent receipt accruals), military retirement												
097 9990 8 7 951 BS01 XX XX 10 A												
Sequester												
Pres 16	BA:	650	0	0	0	0	0	0	0	0	0	0
Reest	OP:	0	0									
	OT:	650	0	0	0	0	0	0	0	0	0	0
Mar 15	BA:	650	711	0	0	0	0	0	0	0	0	0
Base	OP:	0	0									
	OT:	650	711	0	0	0	0	0	0	0	0	0
Orig	BA:	0	0	0	0	0	0	0	0	0	0	0
Pres	OP:	0	0									
	OT:	0	0	0	0	0	0	0	0	0	0	0
Reest -	BA:	0	-711	0	0	0	0	0	0	0	0	0
Mar15	OP:	0	0									
	OT:	0	-711	0	0	0	0	0	0	0	0	0
Reest -	BA:	650	0	0	0	0	0	0	0	0	0	0
Orig	OP:	0	0									
	OT:	650	0	0	0	0	0	0	0	0	0	0



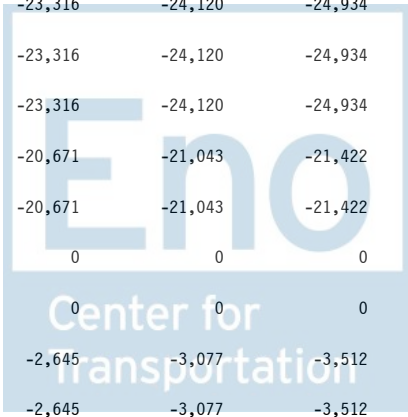
Sorted by FUNC, SFUN, TID, SUB
 (amounts in millions)

		2015	2016	2017	2018	2019	2020	2021	2022	2023	2024	2025
UNDISTRIBUTED OFFSETTING RECEIPTS (950)												
097 9990 8 7 951 CB02 XX XX 10 N												
Offsetting Receipts												
Offsets 97004101051-Treas Pymt for DoD												
Pres 16	BA:	-6,847	-7,643	-7,822	-8,046	-8,310	-8,599	-8,898	-9,202	-9,517	-9,836	-10,164
Reest	OP:	0	0									
	OT:	-6,847	-7,643	-7,822	-8,046	-8,310	-8,599	-8,898	-9,202	-9,517	-9,836	-10,164
Mar 15	BA:	-6,847	-7,643	-7,822	-8,046	-8,310	-8,599	-8,898	-9,202	-9,517	-9,836	-10,164
Base	OP:	0	0									
	OT:	-6,847	-7,643	-7,822	-8,046	-8,310	-8,599	-8,898	-9,202	-9,517	-9,836	-10,164
Orig	BA:	-6,197	-7,572	-7,522	-7,538	-7,626	-7,766	-7,906	-8,048	-8,193	-8,340	-8,490
Pres	OP:	0	0									
	OT:	-6,197	-7,572	-7,522	-7,538	-7,626	-7,766	-7,906	-8,048	-8,193	-8,340	-8,490
Reest -	BA:	0	0	0	0	0	0	0	0	0	0	0
Mar15	OP:	0	0									
	OT:	0	0	0	0	0	0	0	0	0	0	0
Reest -	BA:	-650	-71	-300	-508	-684	-833	-992	-1,154	-1,324	-1,496	-1,674
Orig	OP:	0	0									
	OT:	-650	-71	-300	-508	-684	-833	-992	-1,154	-1,324	-1,496	-1,674
097 9990 8 7 951 EE01 XX XX 10												
Non-scoreable secondary effect												
President's Planned Strength and Pay Raise Reductions												
Pres 16	BA:	0	0	249	478	669	834	1,002	1,172	1,348	1,526	1,710
Reest	OP:	0	0									
	OT:	0	0	249	478	669	834	1,002	1,172	1,348	1,526	1,710
Mar 15	BA:	0	0	0	0	0	0	0	0	0	0	0
Base	OP:	0	0									
	OT:	0	0	0	0	0	0	0	0	0	0	0
Orig	BA:	0	0	0	0	0	0	0	0	0	0	0
Pres	OP:	0	0									
	OT:	0	0	0	0	0	0	0	0	0	0	0
Reest -	BA:	0	0	249	478	669	834	1,002	1,172	1,348	1,526	1,710
Mar15	OP:	0	0									
	OT:	0	0	249	478	669	834	1,002	1,172	1,348	1,526	1,710
Reest -	BA:	0	0	249	478	669	834	1,002	1,172	1,348	1,526	1,710
Orig	OP:	0	0									
	OT:	0	0	249	478	669	834	1,002	1,172	1,348	1,526	1,710



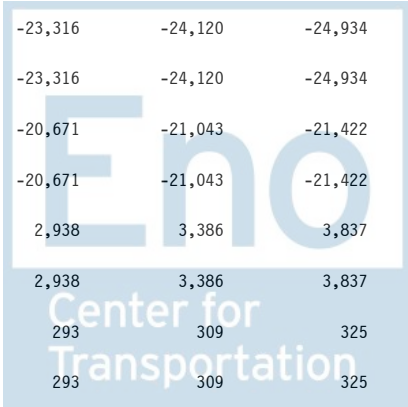
Sorted by FUNC, SFUN, TID, SUB
 (amounts in millions)

		2015	2016	2017	2018	2019	2020	2021	2022	2023	2024	2025
UNDISTRIBUTED OFFSETTING RECEIPTS (950)												
Account Total for Federal contributions (concurrent receipt accruals), military retirement												
Pres 16	BA:	-6,197	-7,643	-7,573	-7,568	-7,641	-7,765	-7,896	-8,030	-8,169	-8,310	-8,454
Reest	OP:	0	0									
	OT:	-6,197	-7,643	-7,573	-7,568	-7,641	-7,765	-7,896	-8,030	-8,169	-8,310	-8,454
Mar 15	BA:	-6,197	-6,932	-7,822	-8,046	-8,310	-8,599	-8,898	-9,202	-9,517	-9,836	-10,164
Base	OP:	0	0									
	OT:	-6,197	-6,932	-7,822	-8,046	-8,310	-8,599	-8,898	-9,202	-9,517	-9,836	-10,164
Orig	BA:	-6,197	-7,572	-7,522	-7,538	-7,626	-7,766	-7,906	-8,048	-8,193	-8,340	-8,490
Pres	OP:	0	0									
	OT:	-6,197	-7,572	-7,522	-7,538	-7,626	-7,766	-7,906	-8,048	-8,193	-8,340	-8,490
Reest -	BA:	0	-711	249	478	669	834	1,002	1,172	1,348	1,526	1,710
Mar15	OP:	0	0									
	OT:	0	-711	249	478	669	834	1,002	1,172	1,348	1,526	1,710
Reest -	BA:	0	-71	-51	-30	-15	1	10	18	24	30	36
Orig	OP:	0	0									
	OT:	0	-71	-51	-30	-15	1	10	18	24	30	36
Employing agency contributions, Military retirement fund												
097 9991 8 7 951 CB01 XX XX 20 N												
Offsetting Receipts												
DoD Accrual Payments												
Pres 16	BA:	-19,798	-19,431	-19,798	-20,368	-21,042	-21,777	-22,541	-23,316	-24,120	-24,934	-25,771
Reest	OP:	0	0									
	OT:	-19,798	-19,431	-19,798	-20,368	-21,042	-21,777	-22,541	-23,316	-24,120	-24,934	-25,771
Mar 15	BA:	-19,798	-19,431	-19,798	-20,368	-21,042	-21,777	-22,541	-23,316	-24,120	-24,934	-25,771
Base	OP:	0	0									
	OT:	-19,798	-19,431	-19,798	-20,368	-21,042	-21,777	-22,541	-23,316	-24,120	-24,934	-25,771
Orig	BA:	-19,943	-19,559	-19,360	-19,414	-19,594	-19,946	-20,305	-20,671	-21,043	-21,422	-21,807
Pres	OP:	0	0									
	OT:	-19,943	-19,559	-19,360	-19,414	-19,594	-19,946	-20,305	-20,671	-21,043	-21,422	-21,807
Reest -	BA:	0	0	0	0	0	0	0	0	0	0	0
Mar15	OP:	0	0									
	OT:	0	0	0	0	0	0	0	0	0	0	0
Reest -	BA:	145	128	-438	-954	-1,448	-1,831	-2,236	-2,645	-3,077	-3,512	-3,964
Orig	OP:	0	0									
	OT:	145	128	-438	-954	-1,448	-1,831	-2,236	-2,645	-3,077	-3,512	-3,964



Sorted by FUNC, SFUN, TID, SUB
 (amounts in millions)

		2015	2016	2017	2018	2019	2020	2021	2022	2023	2024	2025
UNDISTRIBUTED OFFSETTING RECEIPTS (950)												
097 9991 8 7 951 EE01 XX XX 20												
Non-scoreable secondary effect												
President's Planned Strength and Pay Raise Reductions												
Pres 16	BA:	0	169	619	1,184	1,665	2,081	2,507	2,938	3,386	3,837	4,303
Reest	OP:	0	0									
	OT:	0	169	619	1,184	1,665	2,081	2,507	2,938	3,386	3,837	4,303
Mar 15	BA:	0	0	0	0	0	0	0	0	0	0	0
Base	OP:	0	0									
	OT:	0	0	0	0	0	0	0	0	0	0	0
Orig	BA:	0	0	0	0	0	0	0	0	0	0	0
Pres	OP:	0	0									
	OT:	0	0	0	0	0	0	0	0	0	0	0
Reest -	BA:	0	169	619	1,184	1,665	2,081	2,507	2,938	3,386	3,837	4,303
Mar15	OP:	0	0									
	OT:	0	169	619	1,184	1,665	2,081	2,507	2,938	3,386	3,837	4,303
Reest -	BA:	0	169	619	1,184	1,665	2,081	2,507	2,938	3,386	3,837	4,303
Orig	OP:	0	0									
	OT:	0	169	619	1,184	1,665	2,081	2,507	2,938	3,386	3,837	4,303
Account Total for Employing agency contributions, Military retirement fund												
Pres 16	BA:	-19,798	-19,262	-19,179	-19,184	-19,377	-19,696	-20,034	-20,378	-20,734	-21,097	-21,468
Reest	OP:	0	0									
	OT:	-19,798	-19,262	-19,179	-19,184	-19,377	-19,696	-20,034	-20,378	-20,734	-21,097	-21,468
Mar 15	BA:	-19,798	-19,431	-19,798	-20,368	-21,042	-21,777	-22,541	-23,316	-24,120	-24,934	-25,771
Base	OP:	0	0									
	OT:	-19,798	-19,431	-19,798	-20,368	-21,042	-21,777	-22,541	-23,316	-24,120	-24,934	-25,771
Orig	BA:	-19,943	-19,559	-19,360	-19,414	-19,594	-19,946	-20,305	-20,671	-21,043	-21,422	-21,807
Pres	OP:	0	0									
	OT:	-19,943	-19,559	-19,360	-19,414	-19,594	-19,946	-20,305	-20,671	-21,043	-21,422	-21,807
Reest -	BA:	0	169	619	1,184	1,665	2,081	2,507	2,938	3,386	3,837	4,303
Mar15	OP:	0	0									
	OT:	0	169	619	1,184	1,665	2,081	2,507	2,938	3,386	3,837	4,303
Reest -	BA:	145	297	181	230	217	250	271	293	309	325	339
Orig	OP:	0	0									
	OT:	145	297	181	230	217	250	271	293	309	325	339



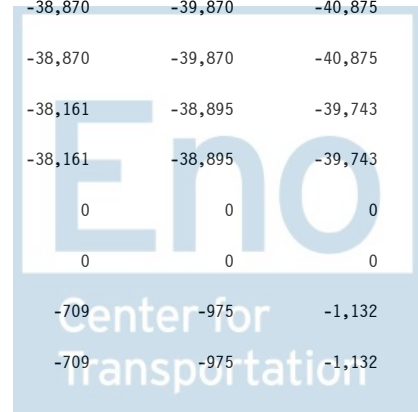
Sorted by FUNC, SFUN, TID, SUB
 (amounts in millions)

		2015	2016	2017	2018	2019	2020	2021	2022	2023	2024	2025
UNDISTRIBUTED OFFSETTING RECEIPTS (950)												
Other Independent Agencies												
Other Independent Agencies												
Employer share, employee retirement (excluding FOASDI)												
099 9990 8 7 951 AA03 CJ CJ 03 CH												
Appropriation												
PTO, pre-funding												
Pres 16	BA:	0	-4	0	0	0	0	0	0	0	0	0
Reest	OP:	0	0									
	OT:	0	-4	0	0	0	0	0	0	0	0	0
Mar 15	BA:	0	0	0	0	0	0	0	0	0	0	0
Base	OP:	0	0									
	OT:	0	0	0	0	0	0	0	0	0	0	0
Orig	BA:	0	0	0	0	0	0	0	0	0	0	0
Pres	OP:	0	0									
	OT:	0	0	0	0	0	0	0	0	0	0	0
Reest -	BA:	0	-4	0	0	0	0	0	0	0	0	0
Mar15	OP:	0	0									
	OT:	0	-4	0	0	0	0	0	0	0	0	0
Reest -	BA:	0	-4	0	0	0	0	0	0	0	0	0
Orig	OP:	0	0									
	OT:	0	-4	0	0	0	0	0	0	0	0	0



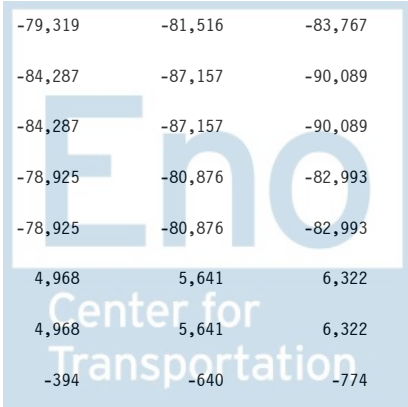
Sorted by FUNC, SFUN, TID, SUB
 (amounts in millions)

		2015	2016	2017	2018	2019	2020	2021	2022	2023	2024	2025
UNDISTRIBUTED OFFSETTING RECEIPTS (950)												
099 9990 8 7 951 CB01 XX XX 20 N												
Offsetting Receipts												
Pres 16	BA:	-31,800	-32,107	-34,207	-34,942	-35,840	-36,835	-37,850	-38,870	-39,870	-40,875	-41,888
Reest	OP:	0	0									
	OT:	-31,800	-32,107	-34,207	-34,942	-35,840	-36,835	-37,850	-38,870	-39,870	-40,875	-41,888
Mar 15	BA:	-31,800	-32,107	-34,207	-34,942	-35,840	-36,835	-37,850	-38,870	-39,870	-40,875	-41,888
Base	OP:	0	0									
	OT:	-31,800	-32,107	-34,207	-34,942	-35,840	-36,835	-37,850	-38,870	-39,870	-40,875	-41,888
Orig	BA:	-32,154	-33,520	-34,072	-34,910	-35,806	-36,596	-37,363	-38,161	-38,895	-39,743	-40,574
Pres	OP:	0	0									
	OT:	-32,154	-33,520	-34,072	-34,910	-35,806	-36,596	-37,363	-38,161	-38,895	-39,743	-40,574
Reest -	BA:	0	0	0	0	0	0	0	0	0	0	0
Mar15	OP:	0	0									
	OT:	0	0	0	0	0	0	0	0	0	0	0
Reest -	BA:	354	1,413	-135	-32	-34	-239	-487	-709	-975	-1,132	-1,314
Orig	OP:	0	0									
	OT:	354	1,413	-135	-32	-34	-239	-487	-709	-975	-1,132	-1,314
Account Total for Employer share, employee retirement (excluding FOASDI)												
Pres 16	BA:	-31,800	-32,111	-34,207	-34,942	-35,840	-36,835	-37,850	-38,870	-39,870	-40,875	-41,888
Reest	OP:	0	0									
	OT:	-31,800	-32,111	-34,207	-34,942	-35,840	-36,835	-37,850	-38,870	-39,870	-40,875	-41,888
Mar 15	BA:	-31,800	-32,107	-34,207	-34,942	-35,840	-36,835	-37,850	-38,870	-39,870	-40,875	-41,888
Base	OP:	0	0									
	OT:	-31,800	-32,107	-34,207	-34,942	-35,840	-36,835	-37,850	-38,870	-39,870	-40,875	-41,888
Orig	BA:	-32,154	-33,520	-34,072	-34,910	-35,806	-36,596	-37,363	-38,161	-38,895	-39,743	-40,574
Pres	OP:	0	0									
	OT:	-32,154	-33,520	-34,072	-34,910	-35,806	-36,596	-37,363	-38,161	-38,895	-39,743	-40,574
Reest -	BA:	0	-4	0	0	0	0	0	0	0	0	0
Mar15	OP:	0	0									
	OT:	0	-4	0	0	0	0	0	0	0	0	0
Reest -	BA:	354	1,409	-135	-32	-34	-239	-487	-709	-975	-1,132	-1,314
Orig	OP:	0	0									
	OT:	354	1,409	-135	-32	-34	-239	-487	-709	-975	-1,132	-1,314



Sorted by FUNC, SFUN, TID, SUB
 (amounts in millions)

		2015	2016	2017	2018	2019	2020	2021	2022	2023	2024	2025
UNDISTRIBUTED OFFSETTING RECEIPTS (950)												
United States Court of Appeals for Veterans Claims												
United States Court of Appeals for Veterans Claims												
Court of Appeals for Veterans Claims Retirement Fund												
345 9990 8 7 951 CB01 XX XX 20												
Offsetting Receipts												
Pres 16	BA:	0	0	0	0	0	0	0	0	0	0	0
Reest	OP:	0	0									
	OT:	0	0	0	0	0	0	0	0	0	0	0
Mar 15	BA:	0	0	0	0	0	0	0	0	0	0	0
Base	OP:	0	0									
	OT:	0	0	0	0	0	0	0	0	0	0	0
Orig	BA:	-3	-4	-3	-3	-3	-3	-3	-3	-3	-3	-3
Pres	OP:	0	0									
	OT:	-3	-4	-3	-3	-3	-3	-3	-3	-3	-3	-3
Reest -	BA:	0	0	0	0	0	0	0	0	0	0	0
Mar15	OP:	0	0									
	OT:	0	0	0	0	0	0	0	0	0	0	0
Reest -	BA:	3	4	3	3	3	3	3	3	3	3	3
Orig	OP:	0	0									
	OT:	3	4	3	3	3	3	3	3	3	3	3
Subfunction Total for 951 Employer share, employee retirement (on-budget) (951)												
Pres 16	BA:	-65,024	-65,846	-70,221	-71,378	-73,032	-75,044	-77,154	-79,319	-81,516	-83,767	-86,078
Reest	OP:	0	0									
	OT:	-65,024	-65,846	-70,221	-71,378	-73,032	-75,044	-77,154	-79,319	-81,516	-83,767	-86,078
Mar 15	BA:	-65,024	-65,300	-71,644	-73,709	-76,096	-78,726	-81,477	-84,287	-87,157	-90,089	-93,106
Base	OP:	0	0									
	OT:	-65,024	-65,300	-71,644	-73,709	-76,096	-78,726	-81,477	-84,287	-87,157	-90,089	-93,106
Orig	BA:	-67,883	-69,522	-70,218	-71,544	-73,204	-75,059	-76,953	-78,925	-80,876	-82,993	-85,141
Pres	OP:	0	0									
	OT:	-67,883	-69,522	-70,218	-71,544	-73,204	-75,059	-76,953	-78,925	-80,876	-82,993	-85,141
Reest -	BA:	0	-546	1,423	2,331	3,064	3,682	4,323	4,968	5,641	6,322	7,028
Mar15	OP:	0	0									
	OT:	0	-546	1,423	2,331	3,064	3,682	4,323	4,968	5,641	6,322	7,028
Reest -	BA:	2,859	3,676	-3	166	172	15	-201	-394	-640	-774	-937
Orig	OP:	0	0									
	OT:	2,859	3,676	-3	166	172	15	-201	-394	-640	-774	-937



Sorted by FUNC, SFUN, TID, SUB
(amounts in millions)

	2015	2016	2017	2018	2019	2020	2021	2022	2023	2024	2025
UNDISTRIBUTED OFFSETTING RECEIPTS (950)											



Sorted by FUNC, SFUN, TID, SUB
 (amounts in millions)

		2015	2016	2017	2018	2019	2020	2021	2022	2023	2024	2025
UNDISTRIBUTED OFFSETTING RECEIPTS (950)												
Employer share, employee retirement (off-budget) (952)												
Other Independent Agencies												
Other Independent Agencies												
Employer's share, FOASDI contributions (off-budget)												
099 9990 8 7 952 CB01 XX XX 20 N												
Offsetting Receipts												
(off-budget)												
Pres 16	BA:	-16,154	-16,620	-17,181	-17,794	-18,434	-19,089	-19,757	-20,438	-21,133	-21,839	-22,562
Reest	OP:	0	0									
	OT:	-16,154	-16,620	-17,181	-17,794	-18,434	-19,089	-19,757	-20,438	-21,133	-21,839	-22,562
Mar 15	BA:	-16,154	-16,620	-17,181	-17,794	-18,434	-19,089	-19,757	-20,438	-21,133	-21,839	-22,562
Base	OP:	0	0									
	OT:	-16,154	-16,620	-17,181	-17,794	-18,434	-19,089	-19,757	-20,438	-21,133	-21,839	-22,562
Orig	BA:	-16,013	-16,414	-16,979	-17,588	-18,429	-19,193	-19,996	-20,922	-21,612	-22,318	-23,317
Pres	OP:	0	0									
	OT:	-16,013	-16,414	-16,979	-17,588	-18,429	-19,193	-19,996	-20,922	-21,612	-22,318	-23,317
Reest -	BA:	0	0	0	0	0	0	0	0	0	0	0
Mar15	OP:	0	0									
	OT:	0	0	0	0	0	0	0	0	0	0	0
Reest -	BA:	-141	-206	-202	-206	-5	104	239	484	479	479	755
Orig	OP:	0	0									
	OT:	-141	-206	-202	-206	-5	104	239	484	479	479	755



Sorted by FUNC, SFUN, TID, SUB
 (amounts in millions)

		2015	2016	2017	2018	2019	2020	2021	2022	2023	2024	2025
UNDISTRIBUTED OFFSETTING RECEIPTS (950)												
Subfunction Total for 952 Employer share, employee retirement (off-budget) (952)												
Pres 16	BA:	-16,154	-16,620	-17,181	-17,794	-18,434	-19,089	-19,757	-20,438	-21,133	-21,839	-22,562
Reest	OP:	0	0									
	OT:	-16,154	-16,620	-17,181	-17,794	-18,434	-19,089	-19,757	-20,438	-21,133	-21,839	-22,562
Mar 15	BA:	-16,154	-16,620	-17,181	-17,794	-18,434	-19,089	-19,757	-20,438	-21,133	-21,839	-22,562
Base	OP:	0	0									
	OT:	-16,154	-16,620	-17,181	-17,794	-18,434	-19,089	-19,757	-20,438	-21,133	-21,839	-22,562
Orig	BA:	-16,013	-16,414	-16,979	-17,588	-18,429	-19,193	-19,996	-20,922	-21,612	-22,318	-23,317
Pres	OP:	0	0									
	OT:	-16,013	-16,414	-16,979	-17,588	-18,429	-19,193	-19,996	-20,922	-21,612	-22,318	-23,317
Reest -	BA:	0	0	0	0	0	0	0	0	0	0	0
Mar15	OP:	0	0									
	OT:	0	0	0	0	0	0	0	0	0	0	0
Reest -	BA:	-141	-206	-202	-206	-5	104	239	484	479	479	755
Orig	OP:	0	0									
	OT:	-141	-206	-202	-206	-5	104	239	484	479	479	755



Sorted by FUNC, SFUN, TID, SUB
 (amounts in millions)

		2015	2016	2017	2018	2019	2020	2021	2022	2023	2024	2025
UNDISTRIBUTED OFFSETTING RECEIPTS (950)												
Rents and royalties on the Outer Continental Shelf (953)												
Department of the Interior												
Department of the Interior												
Outer Continental Shelf revenues, coastal impact assistance												
014 9990 8 1 953 CB01 XX XX 20												
Offsetting Receipts												
Pres 16	BA:	0	0	0	0	0	0	0	0	0	0	0
Reest	OP:	0	0									
	OT:	0	0	0	0	0	0	0	0	0	0	0
Mar 15	BA:	0	0	0	0	0	0	0	0	0	0	0
Base	OP:	0	0									
	OT:	0	0	0	0	0	0	0	0	0	0	0
Orig	BA:	0	-3	-395	-388	-384	-385	-384	-385	-383	-385	-381
Pres	OP:	0	0									
	OT:	0	-3	-395	-388	-384	-385	-384	-385	-383	-385	-381
Reest -	BA:	0	0	0	0	0	0	0	0	0	0	0
Mar15	OP:	0	0									
	OT:	0	0	0	0	0	0	0	0	0	0	0
Reest -	BA:	0	3	395	388	384	385	384	385	383	385	381
Orig	OP:	0	0									
	OT:	0	3	395	388	384	385	384	385	383	385	381



Sorted by FUNC, SFUN, TID, SUB
 (amounts in millions)

		2015	2016	2017	2018	2019	2020	2021	2022	2023	2024	2025
UNDISTRIBUTED OFFSETTING RECEIPTS (950)												
014 9990 8 1 953 EA01 XX XX 10												
Proposed Legislation												
Pres 16	BA:	0	0	0	0	0	0	0	0	0	0	0
Reest	OP:	0	0									
	OT:	0	0	0	0	0	0	0	0	0	0	0
Mar 15	BA:	0	0	0	0	0	0	0	0	0	0	0
Base	OP:	0	0									
	OT:	0	0	0	0	0	0	0	0	0	0	0
Orig	BA:	0	0	296	291	288	289	288	289	287	289	286
Pres	OP:	0	0									
	OT:	0	0	296	291	288	289	288	289	287	289	286
Reest -	BA:	0	0	0	0	0	0	0	0	0	0	0
Mar15	OP:	0	0									
	OT:	0	0	0	0	0	0	0	0	0	0	0
Reest -	BA:	0	0	-296	-291	-288	-289	-288	-289	-287	-289	-286
Orig	OP:	0	0									
	OT:	0	0	-296	-291	-288	-289	-288	-289	-287	-289	-286
Account Total for Outer Continental Shelf revenues, coastal impact assistance												
Pres 16	BA:	0	0	0	0	0	0	0	0	0	0	0
Reest	OP:	0	0									
	OT:	0	0	0	0	0	0	0	0	0	0	0
Mar 15	BA:	0	0	0	0	0	0	0	0	0	0	0
Base	OP:	0	0									
	OT:	0	0	0	0	0	0	0	0	0	0	0
Orig	BA:	0	-3	-99	-97	-96	-96	-96	-96	-96	-96	-95
Pres	OP:	0	0									
	OT:	0	-3	-99	-97	-96	-96	-96	-96	-96	-96	-95
Reest -	BA:	0	0	0	0	0	0	0	0	0	0	0
Mar15	OP:	0	0									
	OT:	0	0	0	0	0	0	0	0	0	0	0
Reest -	BA:	0	3	99	97	96	96	96	96	96	96	95
Orig	OP:	0	0									
	OT:	0	3	99	97	96	96	96	96	96	96	95



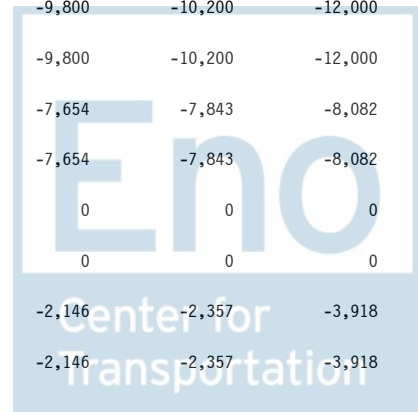
Sorted by FUNC, SFUN, TID, SUB
 (amounts in millions)

		2015	2016	2017	2018	2019	2020	2021	2022	2023	2024	2025
UNDISTRIBUTED OFFSETTING RECEIPTS (950)												
Other Independent Agencies												
Other Independent Agencies												
Rents and Royalties on the Outer Continental Shelf												
099 9990 8 1 953 CB02 XX XX 20 N												
Offsetting Receipts												
BONUS BIDS+RENT+ROYALTIES												
Pres 16	BA:	-5,800	-6,700	-6,900	-10,300	-9,600	-9,800	-10,500	-9,800	-10,200	-12,000	-11,900
Reest	OP:	0	0									
	OT:	-5,800	-6,700	-6,900	-10,300	-9,600	-9,800	-10,500	-9,800	-10,200	-12,000	-11,900
Mar 15	BA:	-5,800	-6,700	-6,900	-10,300	-9,600	-9,800	-10,500	-9,800	-10,200	-12,000	-11,900
Base	OP:	0	0									
	OT:	-5,800	-6,700	-6,900	-10,300	-9,600	-9,800	-10,500	-9,800	-10,200	-12,000	-11,900
Orig	BA:	-6,422	-7,440	-7,212	-7,250	-7,564	-7,604	-7,465	-7,365	-7,556	-7,793	-8,311
Pres	OP:	0	0									
	OT:	-6,422	-7,440	-7,212	-7,250	-7,564	-7,604	-7,465	-7,365	-7,556	-7,793	-8,311
Reest -	BA:	0	0	0	0	0	0	0	0	0	0	0
Mar15	OP:	0	0									
	OT:	0	0	0	0	0	0	0	0	0	0	0
Reest -	BA:	622	740	312	-3,050	-2,036	-2,196	-3,035	-2,435	-2,644	-4,207	-3,589
Orig	OP:	0	0									
	OT:	622	740	312	-3,050	-2,036	-2,196	-3,035	-2,435	-2,644	-4,207	-3,589



Sorted by FUNC, SFUN, TID, SUB
 (amounts in millions)

		2015	2016	2017	2018	2019	2020	2021	2022	2023	2024	2025
UNDISTRIBUTED OFFSETTING RECEIPTS (950)												
099 9990 8 1 953 EA01 36 74 20												
Proposed Legislation												
Pres 16	BA:	0	0	0	0	0	0	0	0	0	0	0
Reest	OP:	0	0									
	OT:	0	0	0	0	0	0	0	0	0	0	0
Mar 15	BA:	0	0	0	0	0	0	0	0	0	0	0
Base	OP:	0	0									
	OT:	0	0	0	0	0	0	0	0	0	0	0
Orig	BA:	0	0	-296	-291	-288	-289	-288	-289	-287	-289	-286
Pres	OP:	0	0									
	OT:	0	0	-296	-291	-288	-289	-288	-289	-287	-289	-286
Reest -	BA:	0	0	0	0	0	0	0	0	0	0	0
Mar15	OP:	0	0									
	OT:	0	0	0	0	0	0	0	0	0	0	0
Reest -	BA:	0	0	296	291	288	289	288	289	287	289	286
Orig	OP:	0	0									
	OT:	0	0	296	291	288	289	288	289	287	289	286
Account Total for Rents and Royalties on the Outer Continental Shelf												
Pres 16	BA:	-5,800	-6,700	-6,900	-10,300	-9,600	-9,800	-10,500	-9,800	-10,200	-12,000	-11,900
Reest	OP:	0	0									
	OT:	-5,800	-6,700	-6,900	-10,300	-9,600	-9,800	-10,500	-9,800	-10,200	-12,000	-11,900
Mar 15	BA:	-5,800	-6,700	-6,900	-10,300	-9,600	-9,800	-10,500	-9,800	-10,200	-12,000	-11,900
Base	OP:	0	0									
	OT:	-5,800	-6,700	-6,900	-10,300	-9,600	-9,800	-10,500	-9,800	-10,200	-12,000	-11,900
Orig	BA:	-6,422	-7,440	-7,508	-7,541	-7,852	-7,893	-7,753	-7,654	-7,843	-8,082	-8,597
Pres	OP:	0	0									
	OT:	-6,422	-7,440	-7,508	-7,541	-7,852	-7,893	-7,753	-7,654	-7,843	-8,082	-8,597
Reest -	BA:	0	0	0	0	0	0	0	0	0	0	0
Mar15	OP:	0	0									
	OT:	0	0	0	0	0	0	0	0	0	0	0
Reest -	BA:	622	740	608	-2,759	-1,748	-1,907	-2,747	-2,146	-2,357	-3,918	-3,303
Orig	OP:	0	0									
	OT:	622	740	608	-2,759	-1,748	-1,907	-2,747	-2,146	-2,357	-3,918	-3,303




Sorted by FUNC, SFUN, TID, SUB
 (amounts in millions)

		2015	2016	2017	2018	2019	2020	2021	2022	2023	2024	2025
UNDISTRIBUTED OFFSETTING RECEIPTS (950)												
Department of the Interior												
Department of the Interior												
Fee on nonproducing Leases												
099 9992 8 1 953 EA01 36 74 20												
Proposed Legislation												
Fee on OCS leases												
Pres 16	BA:	0	0	-5	-15	-30	-45	-65	-70	-85	-95	-105
Reest	OP:	0	0									
	OT:	0	0	-5	-15	-30	-45	-65	-70	-85	-95	-105
Mar 15	BA:	0	0	0	0	0	0	0	0	0	0	0
Base	OP:	0	0									
	OT:	0	0	0	0	0	0	0	0	0	0	0
Orig	BA:	0	-50	-120	-125	-150	-170	-185	-200	-215	-225	-240
Pres	OP:	0	0									
	OT:	0	-50	-120	-125	-150	-170	-185	-200	-215	-225	-240
Reest -	BA:	0	0	-5	-15	-30	-45	-65	-70	-85	-95	-105
Mar15	OP:	0	0									
	OT:	0	0	-5	-15	-30	-45	-65	-70	-85	-95	-105
Reest -	BA:	0	50	115	110	120	125	120	130	130	130	135
Orig	OP:	0	0									
	OT:	0	50	115	110	120	125	120	130	130	130	135



Sorted by FUNC, SFUN, TID, SUB
 (amounts in millions)

		2015	2016	2017	2018	2019	2020	2021	2022	2023	2024	2025
UNDISTRIBUTED OFFSETTING RECEIPTS (950)												
099 9992 8 1 953 EA02 36 74 20												
Proposed Legislation												
Fee on Onshore Leases												
Pres 16	BA:	0	-5	-11	-16	-21	-36	-31	-35	-39	-42	-45
Reest	OP:	0	0									
	OT:	0	-5	-11	-16	-21	-36	-31	-35	-39	-42	-45
Mar 15	BA:	0	0	0	0	0	0	0	0	0	0	0
Base	OP:	0	0									
	OT:	0	0	0	0	0	0	0	0	0	0	0
Orig	BA:	0	0	0	0	0	0	0	0	0	0	0
Pres	OP:	0	0									
	OT:	0	0	0	0	0	0	0	0	0	0	0
Reest -	BA:	0	-5	-11	-16	-21	-36	-31	-35	-39	-42	-45
Mar15	OP:	0	0									
	OT:	0	-5	-11	-16	-21	-36	-31	-35	-39	-42	-45
Reest -	BA:	0	-5	-11	-16	-21	-36	-31	-35	-39	-42	-45
Orig	OP:	0	0									
	OT:	0	-5	-11	-16	-21	-36	-31	-35	-39	-42	-45
099 9992 8 1 953 EA03 AP AP 20												
Proposed Legislation												
Eliminate interest on overpayments of royalties												
Pres 16	BA:	0	0	-5	-15	-25	-30	-40	-40	-45	-55	-65
Reest	OP:	0	0									
	OT:	0	0	-5	-15	-25	-30	-40	-40	-45	-55	-65
Mar 15	BA:	0	0	0	0	0	0	0	0	0	0	0
Base	OP:	0	0									
	OT:	0	0	0	0	0	0	0	0	0	0	0
Orig	BA:	0	0	0	0	0	0	0	0	0	0	0
Pres	OP:	0	0									
	OT:	0	0	0	0	0	0	0	0	0	0	0
Reest -	BA:	0	0	-5	-15	-25	-30	-40	-40	-45	-55	-65
Mar15	OP:	0	0									
	OT:	0	0	-5	-15	-25	-30	-40	-40	-45	-55	-65
Reest -	BA:	0	0	-5	-15	-25	-30	-40	-40	-45	-55	-65
Orig	OP:	0	0									
	OT:	0	0	-5	-15	-25	-30	-40	-40	-45	-55	-65



Sorted by FUNC, SFUN, TID, SUB
 (amounts in millions)

		2015	2016	2017	2018	2019	2020	2021	2022	2023	2024	2025
UNDISTRIBUTED OFFSETTING RECEIPTS (950)												
Account Total for Fee on nonproducing Leases												
Pres 16	BA:	0	-5	-21	-46	-76	-111	-136	-145	-169	-192	-215
Reest	OP:	0	0									
	OT:	0	-5	-21	-46	-76	-111	-136	-145	-169	-192	-215
Mar 15	BA:	0	0	0	0	0	0	0	0	0	0	0
Base	OP:	0	0									
	OT:	0	0	0	0	0	0	0	0	0	0	0
Orig	BA:	0	-50	-120	-125	-150	-170	-185	-200	-215	-225	-240
Pres	OP:	0	0									
	OT:	0	-50	-120	-125	-150	-170	-185	-200	-215	-225	-240
Reest -	BA:	0	-5	-21	-46	-76	-111	-136	-145	-169	-192	-215
Mar15	OP:	0	0									
	OT:	0	-5	-21	-46	-76	-111	-136	-145	-169	-192	-215
Reest -	BA:	0	45	99	79	74	59	49	55	46	33	25
Orig	OP:	0	0									
	OT:	0	45	99	79	74	59	49	55	46	33	25
Subfunction Total for 953 Rents and royalties on the Outer Continental Shelf (953)												
Pres 16	BA:	-5,800	-6,705	-6,921	-10,346	-9,676	-9,911	-10,636	-9,945	-10,369	-12,192	-12,115
Reest	OP:	0	0									
	OT:	-5,800	-6,705	-6,921	-10,346	-9,676	-9,911	-10,636	-9,945	-10,369	-12,192	-12,115
Mar 15	BA:	-5,800	-6,700	-6,900	-10,300	-9,600	-9,800	-10,500	-9,800	-10,200	-12,000	-11,900
Base	OP:	0	0									
	OT:	-5,800	-6,700	-6,900	-10,300	-9,600	-9,800	-10,500	-9,800	-10,200	-12,000	-11,900
Orig	BA:	-6,422	-7,493	-7,727	-7,763	-8,098	-8,159	-8,034	-7,950	-8,154	-8,403	-8,932
Pres	OP:	0	0									
	OT:	-6,422	-7,493	-7,727	-7,763	-8,098	-8,159	-8,034	-7,950	-8,154	-8,403	-8,932
Reest -	BA:	0	-5	-21	-46	-76	-111	-136	-145	-169	-192	-215
Mar15	OP:	0	0									
	OT:	0	-5	-21	-46	-76	-111	-136	-145	-169	-192	-215
Reest -	BA:	622	788	806	-2,583	-1,578	-1,752	-2,602	-1,995	-2,215	-3,789	-3,183
Orig	OP:	0	0									
	OT:	622	788	806	-2,583	-1,578	-1,752	-2,602	-1,995	-2,215	-3,789	-3,183



Sorted by FUNC, SFUN, TID, SUB
(amounts in millions)

	2015	2016	2017	2018	2019	2020	2021	2022	2023	2024	2025
UNDISTRIBUTED OFFSETTING RECEIPTS (950)											



Sorted by FUNC, SFUN, TID, SUB
 (amounts in millions)

		2015	2016	2017	2018	2019	2020	2021	2022	2023	2024	2025
UNDISTRIBUTED OFFSETTING RECEIPTS (950)												
Sale of major assets (954)												
Civilian Property Realignment Board												
Civilian Property Realignment Board												
Asset Sale Proceeds												
582 9999 9 9 954 EA01 48 76 10												
Proposed Legislation												
Pres 16	BA:	0	0	0	0	0	0	0	0	0	0	0
Reest	OP:	0	0									
	OT:	0	0	0	0	0	0	0	0	0	0	0
Mar 15	BA:	0	0	0	0	0	0	0	0	0	0	0
Base	OP:	0	0									
	OT:	0	0	0	0	0	0	0	0	0	0	0
Orig	BA:	0	-120	-120	-130	-450	-120	-60	-60	-60	-50	-30
Pres	OP:	0	0									
	OT:	0	-120	-120	-130	-450	-120	-60	-60	-60	-50	-30
Reest -	BA:	0	0	0	0	0	0	0	0	0	0	0
Mar15	OP:	0	0									
	OT:	0	0	0	0	0	0	0	0	0	0	0
Reest -	BA:	0	120	120	130	450	120	60	60	60	50	30
Orig	OP:	0	0									
	OT:	0	120	120	130	450	120	60	60	60	50	30



Sorted by FUNC, SFUN, TID, SUB
 (amounts in millions)

		2015	2016	2017	2018	2019	2020	2021	2022	2023	2024	2025
UNDISTRIBUTED OFFSETTING RECEIPTS (950)												
Subfunction Total for 954 Sale of major assets (954)												
Pres 16	BA:	0	0	0	0	0	0	0	0	0	0	0
Reest	OP:	0	0									
	OT:	0	0	0	0	0	0	0	0	0	0	0
Mar 15	BA:	0	0	0	0	0	0	0	0	0	0	0
Base	OP:	0	0									
	OT:	0	0	0	0	0	0	0	0	0	0	0
Orig	BA:	0	-120	-120	-130	-450	-120	-60	-60	-60	-50	-30
Pres	OP:	0	0									
	OT:	0	-120	-120	-130	-450	-120	-60	-60	-60	-50	-30
Reest -	BA:	0	0	0	0	0	0	0	0	0	0	0
Mar15	OP:	0	0									
	OT:	0	0	0	0	0	0	0	0	0	0	0
Reest -	BA:	0	120	120	130	450	120	60	60	60	50	30
Orig	OP:	0	0									
	OT:	0	120	120	130	450	120	60	60	60	50	30



Sorted by FUNC, SFUN, TID, SUB
 (amounts in millions)

		2015	2016	2017	2018	2019	2020	2021	2022	2023	2024	2025
UNDISTRIBUTED OFFSETTING RECEIPTS (950)												
Other undistributed offsetting receipts (959)												
Department of Commerce												
Department of Commerce												
Digital television transition and public safety fund												
013 9990 8 1 959 CB01 XX XX 20												
Offsetting Receipts												
Pres 16	BA:	0	0	0	0	0	0	0	0	0	0	0
Reest	OP:	0	0									
	OT:	0	0	0	0	0	0	0	0	0	0	0
Mar 15	BA:	0	0	0	0	0	0	0	0	0	0	0
Base	OP:	0	0									
	OT:	0	0	0	0	0	0	0	0	0	0	0
Orig	BA:	-35,000	-8,250	-8,000	-2,000	0	0	0	0	0	0	0
Pres	OP:	0	0									
	OT:	-35,000	-8,250	-8,000	-2,000	0	0	0	0	0	0	0
Reest -	BA:	0	0	0	0	0	0	0	0	0	0	0
Mar15	OP:	0	0									
	OT:	0	0	0	0	0	0	0	0	0	0	0
Reest -	BA:	35,000	8,250	8,000	2,000	0	0	0	0	0	0	0
Orig	OP:	0	0									
	OT:	35,000	8,250	8,000	2,000	0	0	0	0	0	0	0




Sorted by FUNC, SFUN, TID, SUB
 (amounts in millions)

		2015	2016	2017	2018	2019	2020	2021	2022	2023	2024	2025
UNDISTRIBUTED OFFSETTING RECEIPTS (950)												
Federal Communications Commission												
Federal Communications Commission												
FCC administrative spending from auction collections												
027 8880 0 1 959 BA01 30 72 10 A												
Federal Fund												
FCC spending for admin from off. rec.												
Pres 16	BA:	100	100	100	100	100	100	100	100	100	0	0
Reest	OP:	0	0									
	OT:	100	100	100	100	100	100	100	100	100	0	0
Mar 15	BA:	100	100	100	100	100	100	100	100	100	0	0
Base	OP:	0	0									
	OT:	100	100	100	100	100	100	100	100	100	0	0
Orig	BA:	0	0	0	0	0	0	0	0	0	0	0
Pres	OP:	0	0									
	OT:	0	0	0	0	0	0	0	0	0	0	0
Reest -	BA:	0	0	0	0	0	0	0	0	0	0	0
Mar15	OP:	0	0									
	OT:	0	0	0	0	0	0	0	0	0	0	0
Reest -	BA:	100	100	100	100	100	100	100	100	100	0	0
Orig	OP:	0	0									
	OT:	100	100	100	100	100	100	100	100	100	0	0



Sorted by FUNC, SFUN, TID, SUB
 (amounts in millions)

		2015	2016	2017	2018	2019	2020	2021	2022	2023	2024	2025
UNDISTRIBUTED OFFSETTING RECEIPTS (950)												
027 8880 0 1 959 BA02 30 72 10 A												
Federal Fund												
Auction Rcts Used for Admin. Expenses												
Pres 16	BA:	-100	-100	-100	-100	-100	-100	-100	-100	-50	0	0
Reest	OP:	0	0									
	OT:	-100	-100	-100	-100	-100	-100	-100	-100	-50	0	0
Mar 15	BA:	-100	-100	-100	-100	-100	-100	-100	-100	-50	0	0
Base	OP:	0	0									
	OT:	-100	-100	-100	-100	-100	-100	-100	-100	-50	0	0
Orig	BA:	0	0	0	0	0	0	0	0	0	0	0
Pres	OP:	0	0									
	OT:	0	0	0	0	0	0	0	0	0	0	0
Reest -	BA:	0	0	0	0	0	0	0	0	0	0	0
Mar15	OP:	0	0									
	OT:	0	0	0	0	0	0	0	0	0	0	0
Reest -	BA:	-100	-100	-100	-100	-100	-100	-100	-100	-50	0	0
Orig	OP:	0	0									
	OT:	-100	-100	-100	-100	-100	-100	-100	-100	-50	0	0
Account Total for FCC administrative spending from auction collections												
Pres 16	BA:	0	0	0	0	0	0	0	0	50	0	0
Reest	OP:	0	0									
	OT:	0	0	0	0	0	0	0	0	50	0	0
Mar 15	BA:	0	0	0	0	0	0	0	0	50	0	0
Base	OP:	0	0									
	OT:	0	0	0	0	0	0	0	0	50	0	0
Orig	BA:	0	0	0	0	0	0	0	0	0	0	0
Pres	OP:	0	0									
	OT:	0	0	0	0	0	0	0	0	0	0	0
Reest -	BA:	0	0	0	0	0	0	0	0	0	0	0
Mar15	OP:	0	0									
	OT:	0	0	0	0	0	0	0	0	0	0	0
Reest -	BA:	0	0	0	0	0	0	0	0	0	0	0
Orig	OP:	0	0									
	OT:	0	0	0	0	0	0	0	0	0	0	0




Sorted by FUNC, SFUN, TID, SUB
 (amounts in millions)

		2015	2016	2017	2018	2019	2020	2021	2022	2023	2024	2025
UNDISTRIBUTED OFFSETTING RECEIPTS (950)												
Auction receipts, FCC												
027 9990 8 1 959 CBO1 XX XX 20 N												
Offsetting Receipts												
FCC Auction Receipts, Net of Direct Spending for Relocation and Incentive Paymen												
Pres 16	BA:	-36,000	-5,300	-9,900	-9,800	-4,800	-800	-1,000	-1,100	-100	0	0
Reest	OP:	0	0									
	OT:	-36,000	-5,300	-9,900	-9,800	-4,800	-800	-1,000	-1,100	-100	0	0
Mar 15	BA:	-36,000	-5,300	-9,900	-9,800	-4,800	-800	-1,000	-1,100	-100	0	0
Base	OP:	0	0									
	OT:	-36,000	-5,300	-9,900	-9,800	-4,800	-800	-1,000	-1,100	-100	0	0
Orig	BA:	-10,500	0	0	0	0	-315	-315	-215	-130	0	0
Pres	OP:	0	0									
	OT:	-10,500	0	0	0	0	-315	-315	-215	-130	0	0
Reest -	BA:	0	0	0	0	0	0	0	0	0	0	0
Mar15	OP:	0	0									
	OT:	0	0	0	0	0	0	0	0	0	0	0
Reest -	BA:	-25,500	-5,300	-9,900	-9,800	-4,800	-485	-685	-885	30	0	0
Orig	OP:	0	0									
	OT:	-25,500	-5,300	-9,900	-9,800	-4,800	-485	-685	-885	30	0	0



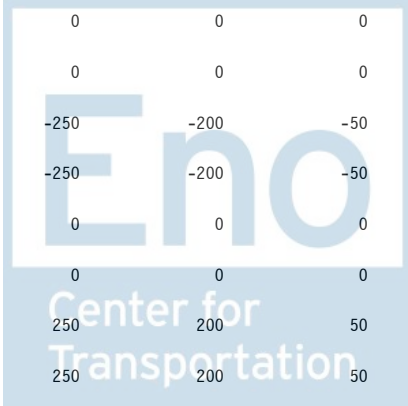
Sorted by FUNC, SFUN, TID, SUB
 (amounts in millions)

		2015	2016	2017	2018	2019	2020	2021	2022	2023	2024	2025
UNDISTRIBUTED OFFSETTING RECEIPTS (950)												
027 9990 8 1 959 CB03 XX XX 20 1												
Offsetting Receipts												
Fees from Ancillary Use of Digital TV licenses												
Pres 16	BA:	-1	-1	-1	-1	-1	-1	-1	-1	-1	-1	-1
Reest	OP:	0	0									
	OT:	-1	-1	-1	-1	-1	-1	-1	-1	-1	-1	-1
Mar 15	BA:	-1	-1	-1	-1	-1	-1	-1	-1	-1	-1	-1
Base	OP:	0	0									
	OT:	-1	-1	-1	-1	-1	-1	-1	-1	-1	-1	-1
Orig	BA:	0	0	0	0	0	0	0	0	0	0	0
Pres	OP:	0	0									
	OT:	0	0	0	0	0	0	0	0	0	0	0
Reest -	BA:	0	0	0	0	0	0	0	0	0	0	0
Mar15	OP:	0	0									
	OT:	0	0	0	0	0	0	0	0	0	0	0
Reest -	BA:	-1	-1	-1	-1	-1	-1	-1	-1	-1	-1	-1
Orig	OP:	0	0									
	OT:	-1	-1	-1	-1	-1	-1	-1	-1	-1	-1	-1
027 9990 8 1 959 EA01 30 72 10												
Proposed Legislation												
Require Auction of Satellite Spectrum												
Pres 16	BA:	0	0	0	-5	-5	-5	-5	-5	0	0	0
Reest	OP:	0	0									
	OT:	0	0	0	-5	-5	-5	-5	-5	0	0	0
Mar 15	BA:	0	0	0	0	0	0	0	0	0	0	0
Base	OP:	0	0									
	OT:	0	0	0	0	0	0	0	0	0	0	0
Orig	BA:	0	-25	-25	0	0	0	0	0	0	0	0
Pres	OP:	0	0									
	OT:	0	-25	-25	0	0	0	0	0	0	0	0
Reest -	BA:	0	0	0	-5	-5	-5	-5	-5	0	0	0
Mar15	OP:	0	0									
	OT:	0	0	0	-5	-5	-5	-5	-5	0	0	0
Reest -	BA:	0	25	25	-5	-5	-5	-5	-5	0	0	0
Orig	OP:	0	0									
	OT:	0	25	25	-5	-5	-5	-5	-5	0	0	0




Sorted by FUNC, SFUN, TID, SUB
 (amounts in millions)

		2015	2016	2017	2018	2019	2020	2021	2022	2023	2024	2025
UNDISTRIBUTED OFFSETTING RECEIPTS (950)												
027 9990 8 1 959 EA02 30 72 20												
Proposed Legislation												
Pres 16	BA:	0	0	0	0	0	0	0	0	0	0	0
Reest	OP:	0	0									
	OT:	0	0	0	0	0	0	0	0	0	0	0
Mar 15	BA:	0	0	0	0	0	0	0	0	0	0	0
Base	OP:	0	0									
	OT:	0	0	0	0	0	0	0	0	0	0	0
Orig	BA:	0	0	-150	-150	0	0	0	0	0	0	0
Pres	OP:	0	0									
	OT:	0	0	-150	-150	0	0	0	0	0	0	0
Reest -	BA:	0	0	0	0	0	0	0	0	0	0	0
Mar15	OP:	0	0									
	OT:	0	0	0	0	0	0	0	0	0	0	0
Reest -	BA:	0	0	150	150	0	0	0	0	0	0	0
Orig	OP:	0	0									
	OT:	0	0	150	150	0	0	0	0	0	0	0
027 9990 8 1 959 EA07 30 72 20												
Proposed Legislation												
Pres 16	BA:	0	0	0	0	0	0	0	0	0	0	0
Reest	OP:	0	0									
	OT:	0	0	0	0	0	0	0	0	0	0	0
Mar 15	BA:	0	0	0	0	0	0	0	0	0	0	0
Base	OP:	0	0									
	OT:	0	0	0	0	0	0	0	0	0	0	0
Orig	BA:	0	0	-125	-175	-200	-250	-250	-250	-200	-50	0
Pres	OP:	0	0									
	OT:	0	0	-125	-175	-200	-250	-250	-250	-200	-50	0
Reest -	BA:	0	0	0	0	0	0	0	0	0	0	0
Mar15	OP:	0	0									
	OT:	0	0	0	0	0	0	0	0	0	0	0
Reest -	BA:	0	0	125	175	200	250	250	250	200	50	0
Orig	OP:	0	0									
	OT:	0	0	125	175	200	250	250	250	200	50	0



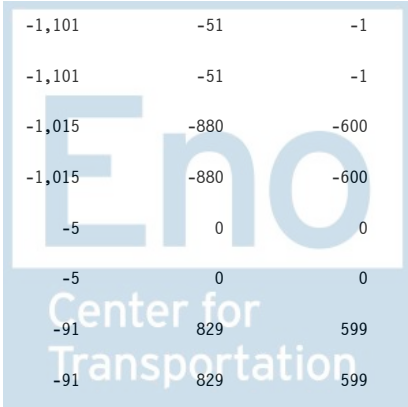
Sorted by FUNC, SFUN, TID, SUB
 (amounts in millions)

		2015	2016	2017	2018	2019	2020	2021	2022	2023	2024	2025
UNDISTRIBUTED OFFSETTING RECEIPTS (950)												
Account Total for Auction receipts, FCC												
Pres 16	BA:	-36,001	-5,301	-9,901	-9,806	-4,806	-806	-1,006	-1,106	-101	-1	-1
Reest	OP:	0	0									
	OT:	-36,001	-5,301	-9,901	-9,806	-4,806	-806	-1,006	-1,106	-101	-1	-1
Mar 15	BA:	-36,001	-5,301	-9,901	-9,801	-4,801	-801	-1,001	-1,101	-101	-1	-1
Base	OP:	0	0									
	OT:	-36,001	-5,301	-9,901	-9,801	-4,801	-801	-1,001	-1,101	-101	-1	-1
Orig	BA:	-10,500	-25	-300	-325	-200	-565	-565	-465	-330	-50	0
Pres	OP:	0	0									
	OT:	-10,500	-25	-300	-325	-200	-565	-565	-465	-330	-50	0
Reest -	BA:	0	0	0	-5	-5	-5	-5	-5	0	0	0
Mar15	OP:	0	0									
	OT:	0	0	0	-5	-5	-5	-5	-5	0	0	0
Reest -	BA:	-25,501	-5,276	-9,601	-9,481	-4,606	-241	-441	-641	229	49	-1
Orig	OP:	0	0									
	OT:	-25,501	-5,276	-9,601	-9,481	-4,606	-241	-441	-641	229	49	-1
FCC fees for unauctioned spectrum licenses												
027 9993 8 1 959 EA01 30 72 20												
Proposed Legislation												
Pres 16	BA:	0	0	0	0	0	0	0	0	0	0	0
Reest	OP:	0	0									
	OT:	0	0	0	0	0	0	0	0	0	0	0
Mar 15	BA:	0	0	0	0	0	0	0	0	0	0	0
Base	OP:	0	0									
	OT:	0	0	0	0	0	0	0	0	0	0	0
Orig	BA:	0	-200	-300	-425	-550	-550	-550	-550	-550	-550	-550
Pres	OP:	0	0									
	OT:	0	-200	-300	-425	-550	-550	-550	-550	-550	-550	-550
Reest -	BA:	0	0	0	0	0	0	0	0	0	0	0
Mar15	OP:	0	0									
	OT:	0	0	0	0	0	0	0	0	0	0	0
Reest -	BA:	0	200	300	425	550	550	550	550	550	550	550
Orig	OP:	0	0									
	OT:	0	200	300	425	550	550	550	550	550	550	550



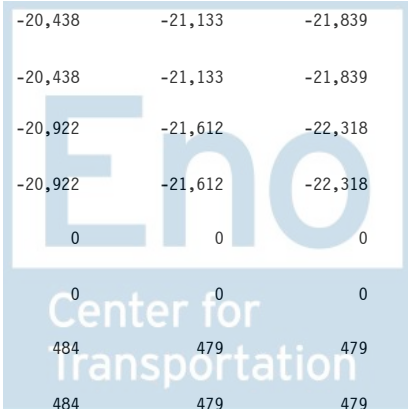
Sorted by FUNC, SFUN, TID, SUB
 (amounts in millions)

		2015	2016	2017	2018	2019	2020	2021	2022	2023	2024	2025
UNDISTRIBUTED OFFSETTING RECEIPTS (950)												
TV broadcaster relocation fund receipts												
027 9999 8 7 959 CB01 XX XX 20												
Offsetting Receipts												
Pres 16	BA:	0	0	0	0	0	0	0	0	0	0	0
Reest	OP:	0	0									
	OT:	0	0	0	0	0	0	0	0	0	0	0
Mar 15	BA:	0	0	0	0	0	0	0	0	0	0	0
Base	OP:	0	0									
	OT:	0	0	0	0	0	0	0	0	0	0	0
Orig	BA:	0	-1,000	-750	0	0	0	0	0	0	0	0
Pres	OP:	0	0									
	OT:	0	-1,000	-750	0	0	0	0	0	0	0	0
Reest -	BA:	0	0	0	0	0	0	0	0	0	0	0
Mar15	OP:	0	0									
	OT:	0	0	0	0	0	0	0	0	0	0	0
Reest -	BA:	0	1,000	750	0	0	0	0	0	0	0	0
Orig	OP:	0	0									
	OT:	0	1,000	750	0	0	0	0	0	0	0	0
Subfunction Total for 959 Other undistributed offsetting receipts (959)												
Pres 16	BA:	-36,001	-5,301	-9,901	-9,806	-4,806	-806	-1,006	-1,106	-51	-1	-1
Reest	OP:	0	0									
	OT:	-36,001	-5,301	-9,901	-9,806	-4,806	-806	-1,006	-1,106	-51	-1	-1
Mar 15	BA:	-36,001	-5,301	-9,901	-9,801	-4,801	-801	-1,001	-1,101	-51	-1	-1
Base	OP:	0	0									
	OT:	-36,001	-5,301	-9,901	-9,801	-4,801	-801	-1,001	-1,101	-51	-1	-1
Orig	BA:	-45,500	-9,475	-9,350	-2,750	-750	-1,115	-1,115	-1,015	-880	-600	-550
Pres	OP:	0	0									
	OT:	-45,500	-9,475	-9,350	-2,750	-750	-1,115	-1,115	-1,015	-880	-600	-550
Reest -	BA:	0	0	0	-5	-5	-5	-5	-5	0	0	0
Mar15	OP:	0	0									
	OT:	0	0	0	-5	-5	-5	-5	-5	0	0	0
Reest -	BA:	9,499	4,174	-551	-7,056	-4,056	309	109	-91	829	599	549
Orig	OP:	0	0									
	OT:	9,499	4,174	-551	-7,056	-4,056	309	109	-91	829	599	549



Sorted by FUNC, SFUN, TID, SUB
 (amounts in millions)

		2015	2016	2017	2018	2019	2020	2021	2022	2023	2024	2025
Function Total for 950 UNDISTRIBUTED OFFSETTING RECEIPTS (950)												
On Budget												
Pres 16	BA:	-106,825	-77,852	-87,043	-91,530	-87,514	-85,761	-88,796	-90,370	-91,936	-95,960	-98,194
Reest	OP:	0	0									
	OT:	-106,825	-77,852	-87,043	-91,530	-87,514	-85,761	-88,796	-90,370	-91,936	-95,960	-98,194
Mar 15	BA:	-106,825	-77,301	-88,445	-93,810	-90,497	-89,327	-92,978	-95,188	-97,408	-102,090	-105,007
Base	OP:	0	0									
	OT:	-106,825	-77,301	-88,445	-93,810	-90,497	-89,327	-92,978	-95,188	-97,408	-102,090	-105,007
Orig	BA:	-119,805	-86,610	-87,415	-82,187	-82,502	-84,453	-86,162	-87,950	-89,970	-92,046	-94,653
Pres	OP:	0	0									
	OT:	-119,805	-86,610	-87,415	-82,187	-82,502	-84,453	-86,162	-87,950	-89,970	-92,046	-94,653
Reest -	BA:	0	-551	1,402	2,280	2,983	3,566	4,182	4,818	5,472	6,130	6,813
Mar15	OP:	0	0									
	OT:	0	-551	1,402	2,280	2,983	3,566	4,182	4,818	5,472	6,130	6,813
Reest -	BA:	12,980	8,758	372	-9,343	-5,012	-1,308	-2,634	-2,420	-1,966	-3,914	-3,541
Orig	OP:	0	0									
	OT:	12,980	8,758	372	-9,343	-5,012	-1,308	-2,634	-2,420	-1,966	-3,914	-3,541
Off Budget												
Pres 16	BA:	-16,154	-16,620	-17,181	-17,794	-18,434	-19,089	-19,757	-20,438	-21,133	-21,839	-22,562
Reest	OP:	0	0									
	OT:	-16,154	-16,620	-17,181	-17,794	-18,434	-19,089	-19,757	-20,438	-21,133	-21,839	-22,562
Mar 15	BA:	-16,154	-16,620	-17,181	-17,794	-18,434	-19,089	-19,757	-20,438	-21,133	-21,839	-22,562
Base	OP:	0	0									
	OT:	-16,154	-16,620	-17,181	-17,794	-18,434	-19,089	-19,757	-20,438	-21,133	-21,839	-22,562
Orig	BA:	-16,013	-16,414	-16,979	-17,588	-18,429	-19,193	-19,996	-20,922	-21,612	-22,318	-23,317
Pres	OP:	0	0									
	OT:	-16,013	-16,414	-16,979	-17,588	-18,429	-19,193	-19,996	-20,922	-21,612	-22,318	-23,317
Reest -	BA:	0	0	0	0	0	0	0	0	0	0	0
Mar15	OP:	0	0									
	OT:	0	0	0	0	0	0	0	0	0	0	0
Reest -	BA:	-141	-206	-202	-206	-5	104	239	484	479	479	755
Orig	OP:	0	0									
	OT:	-141	-206	-202	-206	-5	104	239	484	479	479	755



Sorted by FUNC, SFUN, TID, SUB
 (amounts in millions)

		2015	2016	2017	2018	2019	2020	2021	2022	2023	2024	2025
Total												
Pres 16	BA:	-122,979	-94,472	-104,224	-109,324	-105,948	-104,850	-108,553	-110,808	-113,069	-117,799	-120,756
Reest	OP:	0	0									
	OT:	-122,979	-94,472	-104,224	-109,324	-105,948	-104,850	-108,553	-110,808	-113,069	-117,799	-120,756
Mar 15	BA:	-122,979	-93,921	-105,626	-111,604	-108,931	-108,416	-112,735	-115,626	-118,541	-123,929	-127,569
Base	OP:	0	0									
	OT:	-122,979	-93,921	-105,626	-111,604	-108,931	-108,416	-112,735	-115,626	-118,541	-123,929	-127,569
Orig	BA:	-135,818	-103,024	-104,394	-99,775	-100,931	-103,646	-106,158	-108,872	-111,582	-114,364	-117,970
Pres	OP:	0	0									
	OT:	-135,818	-103,024	-104,394	-99,775	-100,931	-103,646	-106,158	-108,872	-111,582	-114,364	-117,970
Reest -	BA:	0	-551	1,402	2,280	2,983	3,566	4,182	4,818	5,472	6,130	6,813
Mar15	OP:	0	0									
	OT:	0	-551	1,402	2,280	2,983	3,566	4,182	4,818	5,472	6,130	6,813
Reest -	BA:	12,839	8,552	170	-9,549	-5,017	-1,204	-2,395	-1,936	-1,487	-3,435	-2,786
Orig	OP:	0	0									
	OT:	12,839	8,552	170	-9,549	-5,017	-1,204	-2,395	-1,936	-1,487	-3,435	-2,786



Sorted by FUNC, SFUN, TID, SUB
 (amounts in millions)

		2015	2016	2017	2018	2019	2020	2021	2022	2023	2024	2025
MULTIPLE FUNCTIONS (990)												
Multiple Functions (999)												
Multi-Agency												
Undistributed												
Across-the-board adjustment												
099 8809 0 1 999 AA06 HS HS 03 0												
Appropriation												
across-the-board rescission of 0.0554%												
Pres 16	BA:	-21	0	0	0	0	0	0	0	0	0	0
Reest	OP:	0	-6									
	OT:	-11	-6	-2	-1	-1	0	0	0	0	0	0
Mar 15	BA:	-21	-21	-22	-23	-23	-24	-24	-25	-26	-26	-27
Base	OP:	0	-6									
	OT:	-11	-17	-20	-21	-22	-23	-23	-24	-25	-25	-26
Orig	BA:	0	0	0	0	0	0	0	0	0	0	0
Pres	OP:	0	0									
	OT:	0	0	0	0	0	0	0	0	0	0	0
Reest -	BA:	0	21	22	23	23	24	24	25	26	26	27
Mar15	OP:	0	0									
	OT:	0	11	18	20	21	23	23	24	25	25	26
Reest -	BA:	-21	0	0	0	0	0	0	0	0	0	0
Orig	OP:	0	-6									
	OT:	-11	-6	-2	-1	-1	0	0	0	0	0	0



Sorted by FUNC, SFUN, TID, SUB
 (amounts in millions)

		2015	2016	2017	2018	2019	2020	2021	2022	2023	2024	2025
MULTIPLE FUNCTIONS (990)												
Subfunction	Total for 999	Multiple Functions (999)										
Pres 16	BA:	-21	0	0	0	0	0	0	0	0	0	0
Reest	OP:	0	-6									
	OT:	-11	-6	-2	-1	-1	0	0	0	0	0	0
Mar 15	BA:	-21	-21	-22	-23	-23	-24	-24	-25	-26	-26	-27
Base	OP:	0	-6									
	OT:	-11	-17	-20	-21	-22	-23	-23	-24	-25	-25	-26
Orig	BA:	0	0	0	0	0	0	0	0	0	0	0
Pres	OP:	0	0									
	OT:	0	0	0	0	0	0	0	0	0	0	0
Reest -	BA:	0	21	22	23	23	24	24	25	26	26	27
Mar15	OP:	0	0									
	OT:	0	11	18	20	21	23	23	24	25	25	26
Reest -	BA:	-21	0	0	0	0	0	0	0	0	0	0
Orig	OP:	0	-6									
	OT:	-11	-6	-2	-1	-1	0	0	0	0	0	0



Sorted by FUNC, SFUN, TID, SUB
 (amounts in millions)

		2015	2016	2017	2018	2019	2020	2021	2022	2023	2024	2025
Function Total for 990 MULTIPLE FUNCTIONS (990)												
Pres 16	BA:	-21	0	0	0	0	0	0	0	0	0	0
Reest	OP:	0	-6									
	OT:	-11	-6	-2	-1	-1	0	0	0	0	0	0
Mar 15	BA:	-21	-21	-22	-23	-23	-24	-24	-25	-26	-26	-27
Base	OP:	0	-6									
	OT:	-11	-17	-20	-21	-22	-23	-23	-24	-25	-25	-26
Orig	BA:	0	0	0	0	0	0	0	0	0	0	0
Pres	OP:	0	0									
	OT:	0	0	0	0	0	0	0	0	0	0	0
Reest -	BA:	0	21	22	23	23	24	24	25	26	26	27
Mar15	OP:	0	0									
	OT:	0	11	18	20	21	23	23	24	25	25	26
Reest -	BA:	-21	0	0	0	0	0	0	0	0	0	0
Orig	OP:	0	-6									
	OT:	-11	-6	-2	-1	-1	0	0	0	0	0	0



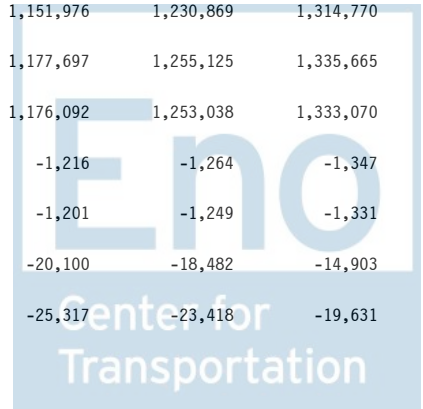
Sorted by FUNC, SFUN, TID, SUB
(amounts in millions)

2015 2016 2017 2018 2019 2020 2021 2022 2023 2024 2025



Sorted by FUNC, SFUN, TID, SUB
 (amounts in millions)

Grand Total		2015	2016	2017	2018	2019	2020	2021	2022	2023	2024	2025
Report Total												
On Budget												
Pres 16	BA:	2,966,695	3,255,201	3,327,408	3,499,239	3,671,830	3,842,839	4,002,266	4,137,887	4,331,167	4,525,063	4,698,213
Reest	OP:	532,882	527,385									
	OT:	2,947,047	3,176,604	3,313,951	3,453,391	3,629,820	3,794,704	3,958,813	4,125,757	4,295,745	4,472,764	4,658,696
Mar 15	BA:	2,955,587	3,128,624	3,236,806	3,370,875	3,574,415	3,767,544	3,931,508	4,173,911	4,314,940	4,448,512	4,715,792
Base	OP:	532,882	527,376									
	OT:	2,935,967	3,143,317	3,227,167	3,331,446	3,536,738	3,720,115	3,894,976	4,143,357	4,272,398	4,390,496	4,665,214
Orig	BA:	3,040,215	3,261,806	3,359,596	3,549,406	3,724,498	3,906,438	4,076,421	4,213,159	4,422,293	4,621,861	4,816,171
Pres	OP:	823,316	767,857									
	OT:	3,005,187	3,198,178	3,362,437	3,510,106	3,679,607	3,847,139	4,020,393	4,195,461	4,367,820	4,541,801	4,747,576
Reest -	BA:	11,108	126,577	90,602	128,364	97,415	75,295	70,758	-36,024	16,227	76,551	-17,579
Mar15	OP:	0	9									
	OT:	11,080	33,287	86,784	121,945	93,082	74,589	63,837	-17,600	23,347	82,268	-6,518
Reest -	BA:	-73,520	-6,605	-32,188	-50,167	-52,668	-63,599	-74,155	-75,272	-91,126	-96,798	-117,958
Orig	OP:	-290,434	-240,472									
	OT:	-58,140	-21,574	-48,486	-56,715	-49,787	-52,435	-61,580	-69,704	-72,075	-69,037	-88,880
Off Budget												
Pres 16	BA:	744,054	786,343	834,313	890,974	949,905	1,015,061	1,083,887	1,157,597	1,236,643	1,320,762	1,409,409
Reest	OP:	769	692									
	OT:	741,059	782,041	829,245	885,689	944,100	1,008,951	1,077,569	1,150,775	1,229,620	1,313,439	1,401,885
Mar 15	BA:	744,054	786,079	834,194	891,187	950,505	1,016,014	1,085,026	1,158,813	1,237,907	1,322,109	1,410,856
Base	OP:	769	692									
	OT:	741,059	781,986	829,067	885,756	944,670	1,009,879	1,078,690	1,151,976	1,230,869	1,314,770	1,403,316
Orig	BA:	757,747	804,668	856,094	914,829	974,279	1,040,622	1,106,579	1,177,697	1,255,125	1,335,665	1,420,712
Pres	OP:	2,449	2,401									
	OT:	753,390	801,289	855,361	913,190	973,030	1,039,228	1,105,309	1,176,092	1,253,038	1,333,070	1,417,663
Reest -	BA:	0	264	119	-213	-600	-953	-1,139	-1,216	-1,264	-1,347	-1,447
Mar15	OP:	0	0									
	OT:	0	55	178	-67	-570	-928	-1,121	-1,201	-1,249	-1,331	-1,431
Reest -	BA:	-13,693	-18,325	-21,781	-23,855	-24,374	-25,561	-22,692	-20,100	-18,482	-14,903	-11,303
Orig	OP:	-1,680	-1,709									
	OT:	-12,331	-19,248	-26,116	-27,501	-28,930	-30,277	-27,740	-25,317	-23,418	-19,631	-15,778



Sorted by FUNC, SFUN, TID, SUB
 (amounts in millions)

Grand Total		2015	2016	2017	2018	2019	2020	2021	2022	2023	2024	2025
Total												
Pres 16	BA:	3,710,749	4,041,544	4,161,721	4,390,213	4,621,735	4,857,900	5,086,153	5,295,484	5,567,810	5,845,825	6,107,622
Reest	OP:	533,651	528,077									
	OT:	3,688,106	3,958,645	4,143,196	4,339,080	4,573,920	4,803,655	5,036,382	5,276,532	5,525,365	5,786,203	6,060,581
Mar 15	BA:	3,699,641	3,914,703	4,071,000	4,262,062	4,524,920	4,783,558	5,016,534	5,332,724	5,552,847	5,770,621	6,126,648
Base	OP:	533,651	528,068									
	OT:	3,677,026	3,925,303	4,056,234	4,217,202	4,481,408	4,729,994	4,973,666	5,295,333	5,503,267	5,705,266	6,068,530
Orig	BA:	3,797,962	4,066,474	4,215,690	4,464,235	4,698,777	4,947,060	5,183,000	5,390,856	5,677,418	5,957,526	6,236,883
Pres	OP:	825,765	770,258									
	OT:	3,758,577	3,999,467	4,217,798	4,423,296	4,652,637	4,886,367	5,125,702	5,371,553	5,620,858	5,874,871	6,165,239
Reest -	BA:	11,108	126,841	90,721	128,151	96,815	74,342	69,619	-37,240	14,963	75,204	-19,026
Mar15	OP:	0	9									
	OT:	11,080	33,342	86,962	121,878	92,512	73,661	62,716	-18,801	22,098	80,937	-7,949
Reest -	BA:	-87,213	-24,930	-53,969	-74,022	-77,042	-89,160	-96,847	-95,372	-109,608	-111,701	-129,261
Orig	OP:	-292,114	-242,181									
	OT:	-70,471	-40,822	-74,602	-84,216	-78,717	-82,712	-89,320	-95,021	-95,493	-88,668	-104,658



END OF REPORT