

Eno Board of Advisors Meeting

May 24, 2022

Agenda

1. Welcome & Introductions
2. Recent Eno Activities
3. Infrastructure Funding: Problems to Watch For
Additional Items & Q&A with Jeff Davis
4. Adjourn




Robert Puentes
President & CEO

2. Recent Eno Activities

2. Recent Eno Activities

I. ENSURE OUR RIGOROUS AND INDEPENDENT RESEARCH AND ANALYSIS INFORMS SOLUTIONS AND DECISION-MAKING ON CRITICAL MULTIMODAL TRANSPORTATION ISSUES

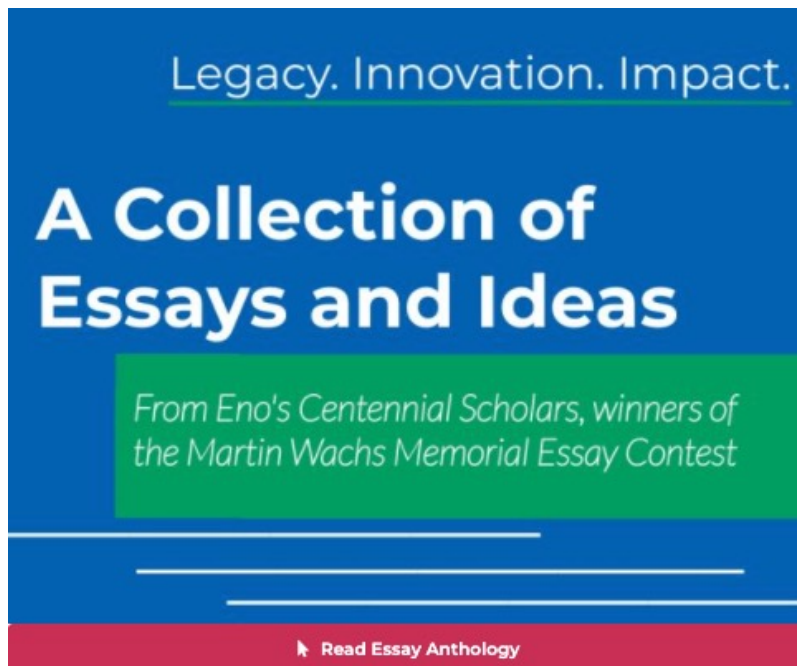


Upcoming:

- New processes for spectrum allocation (5G)
- Transportation cybersecurity
- Workforce (bus operators, state DOTs, project management)
- Climate and railroads

2. Recent Eno Activities

II. BUILD AND ENGAGE A WORLD-CLASS NETWORK OF INNOVATIVE TRANSPORTATION LEADERS




Upcoming:

- New and revised MOUs
- Developing Eno Brand Audit

2. Recent Eno Activities

III. EXPAND PROFESSIONAL DEVELOPMENT PROGRAMS TO FILL NEEDS AND GAPS IN THE INDUSTRY



Eno Professional Development Programs

ACCELERATE
YOUR CAREER IN
TRANSPORTATION

Apply for Eno's Transportation
Mid-Manager Program by March 18

GIF

This advertisement features a background image of three business professionals in suits walking on a modern transit platform. The text is overlaid in white and orange. A small Eno logo is in the top left, and a GIF icon is in the bottom left.



Eno proudly presents a return to
in-person leadership training
with the 2022 Transportation
Senior Executive Program.

TSE NEXUS

Take the next bold
step in your career.

Apply today at <https://bit.ly/EnoTSE22>

GIF

This advertisement features a background image of a man in a suit walking away with a suitcase on a transit platform. The text is overlaid in white and blue. A small Eno logo is in the top right, and a GIF icon is in the bottom left.

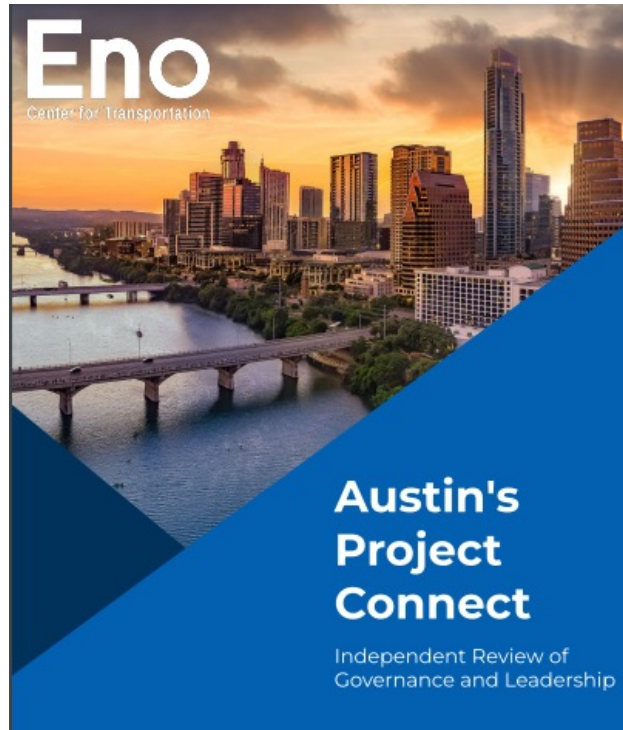
ENO MAX

ENO AIRMAX 

World Class Leadership. *Accelerated.*

2. Recent Eno Activities

IV. BROADEN ENO'S INFLUENCE TO REACH STATE, REGIONAL, AND LOCAL LEVELS AND CORPORATIONS




2. Recent Eno Activities

V. INVEST IN ESSENTIAL BUILDING BLOCKS FOR SUCCESS



Philip Mark Plotch

Principal Researcher



Taylor Taliaferro

Events and Program
Associate



Michaela Boneva

Communications Intern

Open positions:

- *Policy Analyst*
- *Training & Development Manager*

2. Recent Eno Activities



1921 to 2021

header-image (2)



100 Years of Impact

Eno @ 100:

Legacy. Innovation. Impact.

2022 Impact Report

<https://impact.enotrans.org/>

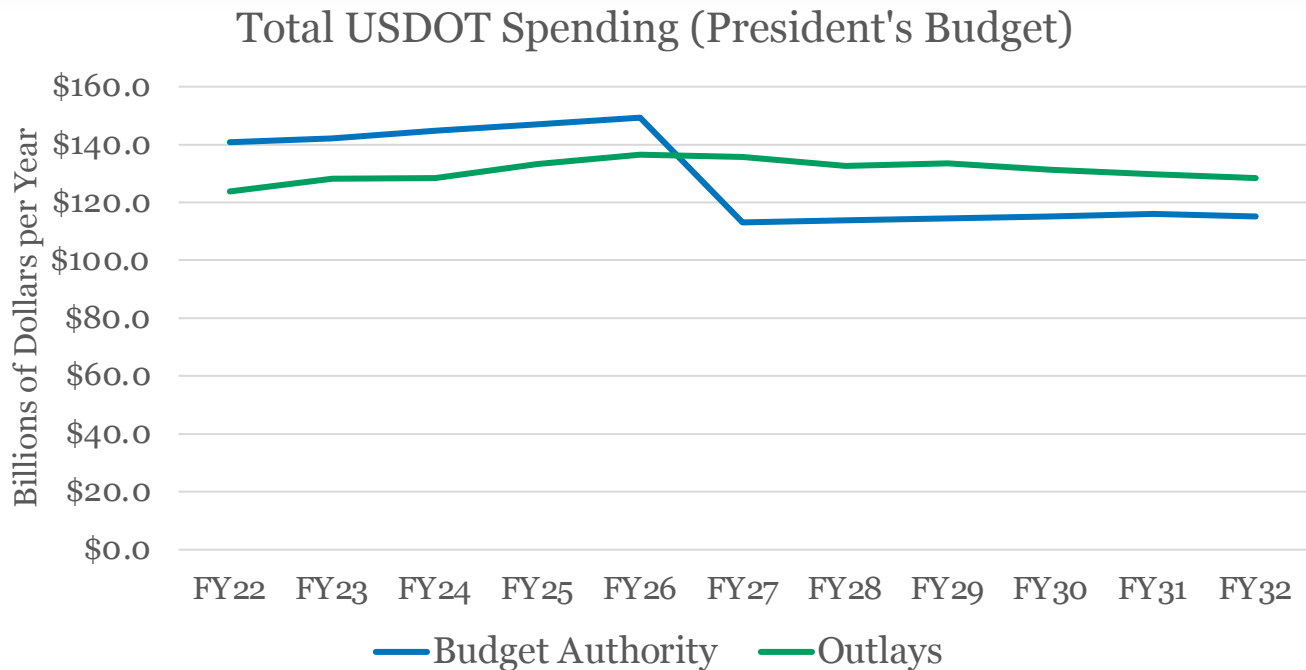


Jeff Davis

Senior Fellow & Editor,
Eno Transportation Weekly

3. Infrastructure Funding: Problems to Watch For

PROBLEM: I.I.J.A. LETDOWN (2027)



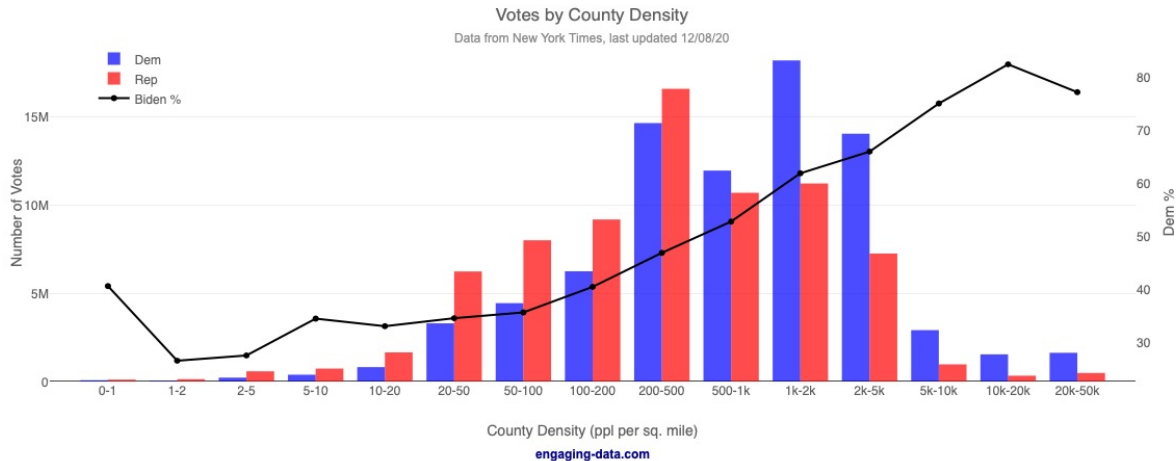
Includes outlays from FY20-21 COVID aid – cannot be pulled out in OMB presentation

PROBLEM: I.I.J.A. IS CAPITAL-ONLY

- Most large transit providers that use a July 1 – June 30 fiscal year have plugged the last of their federal COVID aid into the 2022/2023 fiscal year.
- Jan/Feb 2023 will see transit agencies again proposing draconian service cuts starting July 1 unless their budgets are again made whole by somebody.
- If big cities now have a post-COVID “new normal” suburb-to-urban-core ridership level, whose job is it to fill that revenue gap?

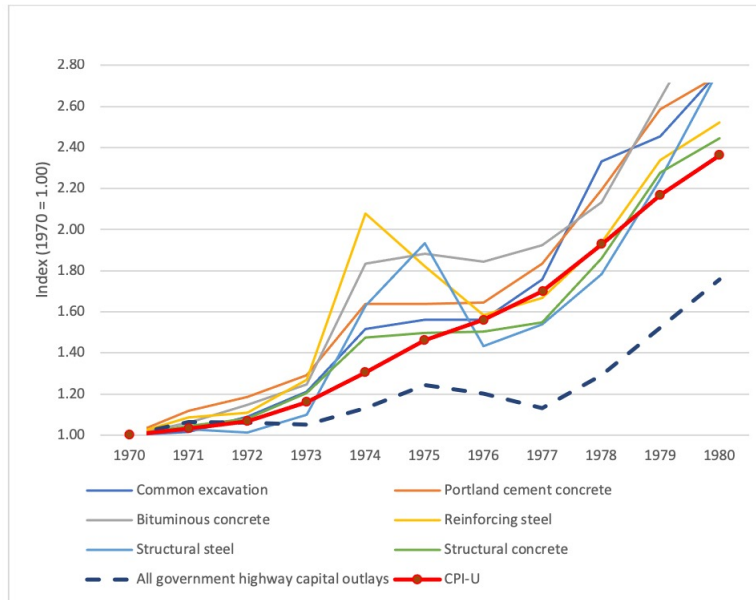
(ANTI-TRANSIT CONGRESS NEXT YEAR)

- Congress doesn't have to reauthorize mass transit programs until 2026
- Don't look to Congress to provide more money next year



POTENTIAL PROBLEM: INFLATION

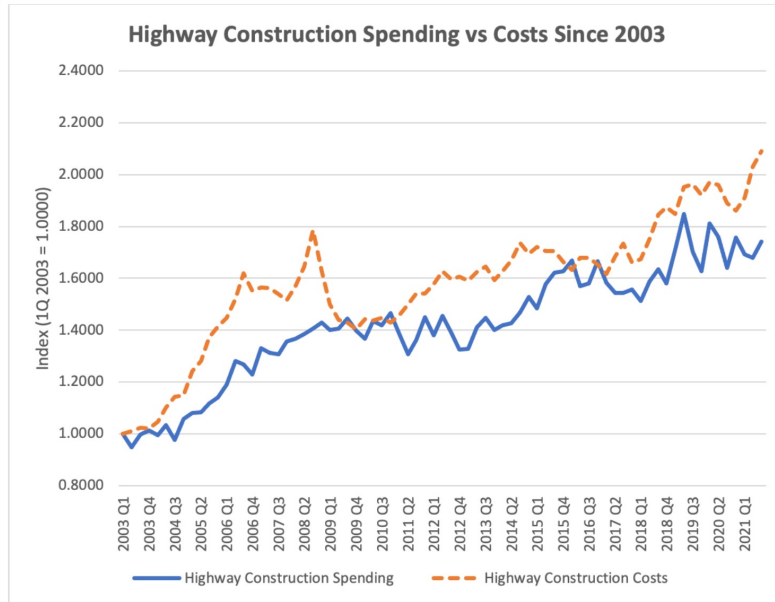
Highway Capital Spending by All Levels of U.S. Government vs Highway Construction Price Inflation in the 1970s



- It's happened before (the 1970s) – transportation construction costs rising faster than CPI, which in turn was still rising faster than government transportation capital spending.

Sources: FHWA, Price Trends for Federal-Aid Highway Construction.
FHWA, Highway Statistics Summary to 1985 Table HF-212.
BLS, CPI Table 24 (December over December).

POTENTIAL PROBLEM: INFLATION

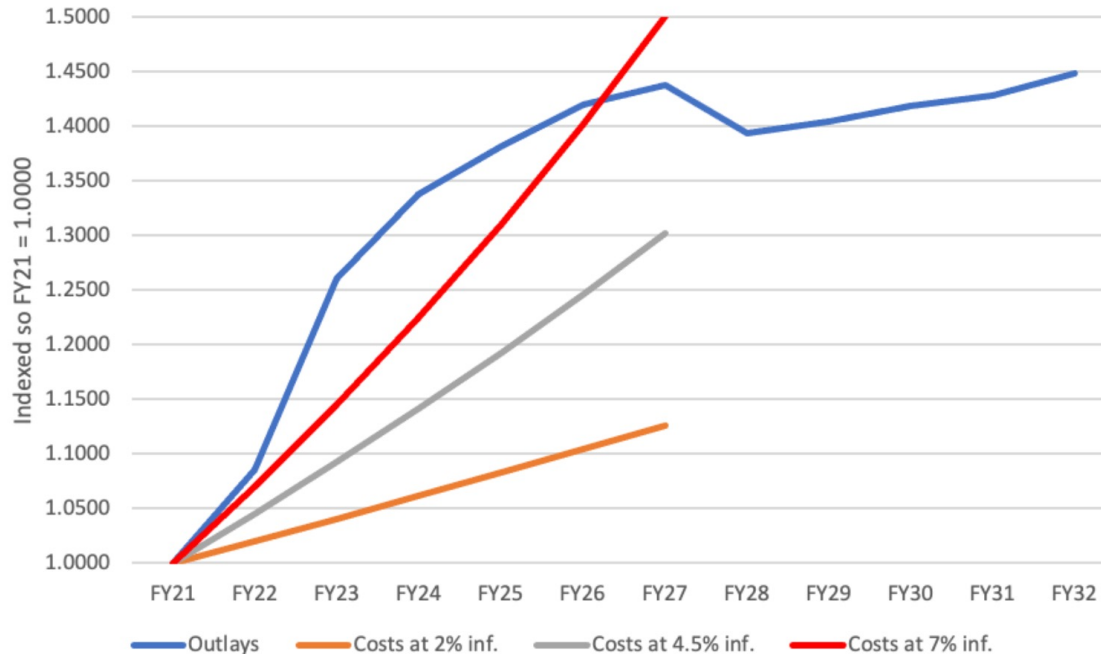


- And spending has failed to keep pace with inflation from 2003 until last year

Spending: Census Bureau, Total Construction Spending: Highway and Street in the United States (Seasonally Adjusted Annual Rate)
 Costs: FHWA, National Highway Construction Cost Index

POTENTIAL PROBLEM: INFLATION

Projected Annual Federal Highway Outlays vs. Three Construction Cost Inflation Scenarios



4. Discussion: Additional Items/Q&A

Thank You!

If you have any additional questions or concerns, please contact us at:

- rpuentes@enotrans.org | @rpuentes
- kprice@enotrans.org | [linkedin.com/in/karen-price](https://www.linkedin.com/in/karen-price)
- jdavis@enotrans.org | @JDwithTW